



See a Social Security Number? Say Something!
Report Privacy Problems to <https://public.resource.org/privacy>
Or call the IRS Identity Theft Hotline at 1-800-908-4490



Return of Private Foundation
or Section 4947(a)(1) Nonexempt Charitable Trust
Treated as a Private Foundation

Department of the Treasury
Internal Revenue Service

Note The foundation may be able to use a copy of this return to satisfy state reporting requirements

For calendar year 2012 or tax year beginning 04/01, 2012, and ending 03/31, 2013

Name of foundation
WEB MADDOX TRUST R77350008

Number and street (or P O box number if mail is not delivered to street address) Room/suite
10 S DEARBORN IL1-0117

City or town, state, and ZIP code
CHICAGO, IL 60603

A Employer identification number
75-6347669

B Telephone number (see instructions)
866-888-5157

C If exemption application is pending, check here

D 1 Foreign organizations, check here
2 Foreign organizations meeting the 85% test, check here and attach computation

E If private foundation status was terminated under section 507(b)(1)(A), check here

F If the foundation is in a 60-month termination under section 507(b)(1)(B), check here

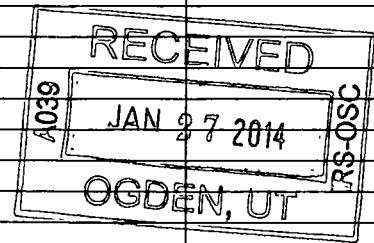
G Check all that apply:
 Initial return
 Final return
 Address change
 Initial return of a former public charity
 Amended return
 Name change

H Check type of organization: Section 501(c)(3) exempt private foundation
 Section 4947(a)(1) nonexempt charitable trust Other taxable private foundation

I Fair market value of all assets at end of year (from Part II, col. (c), line 16) **\$ 4,384,016.**

J Accounting method: Cash Accrual
 Other (specify) _____
 (Part I, column (d) must be on cash basis)

Part I Analysis of Revenue and Expenses (The total of amounts in columns (b), (c), and (d) may not necessarily equal the amounts in column (a) (see instructions))		(a) Revenue and expenses per books	(b) Net investment income	(c) Adjusted net income	(d) Disbursements for charitable purposes (cash basis only)
Revenue					
1	Contributions, gifts, grants, etc., received (attach schedule)				
2	Check <input checked="" type="checkbox"/> if the foundation is not required to attach Sch B				
3	Interest on savings and temporary cash investments				
4	Dividends and interest from securities	73,325.	73,302.		
5a	Gross rents	NONE	NONE	NONE	
b	Net rental income or (loss)	NONE			
6a	Net gain or (loss) from sale of assets not on line 10	182,956.			
b	Gross sales price for all assets on line 6a	1,935,017.			
7	Capital gain net income (from Part IV, line 2)		182,956.		
8	Net short-term capital gain				
9	Income modifications				
10a	Gross sales less returns and allowances				
b	Less Cost of goods sold				
c	Gross profit or (loss) (attach schedule)				
11	Other income (attach schedule)	65,333.	65,333.		STMT 1
12	Total. Add lines 1 through 11	321,614.	321,591.	NONE	
13	Compensation of officers, directors, trustees, etc.	51,162.	38,372.		12,791.
14	Other employee salaries and wages				
15	Pension plans, employee benefits				
16a	Legal fees (attach schedule)				
b	Accounting fees (attach schedule)				
c	Other professional fees (attach schedule)				
17	Interest				
18	Taxes (attach schedule) (see instructions) STMT 2	5,715.	605.		
19	Depreciation (attach schedule) and depletion				
20	Occupancy				
21	Travel, conferences, and meetings				
22	Printing and publications				
23	Other expenses (attach schedule) STMT 3	27,601.	27,601.		
24	Total operating and administrative expenses. Add lines 13 through 23	84,478.	66,578.		12,791.
25	Contributions, gifts, grants paid	196,000.			196,000.
26	Total expenses and disbursements. Add lines 24 and 25	280,478.	66,578.		208,791.
27	Subtract line 26 from line 12				
a	Excess of revenue over expenses and disbursements	41,136.			
b	Net investment income (if negative, enter -0-)		255,013.		
c	Adjusted net income (if negative, enter -0-)			NONE	



EMILED 3 POSTMARK DATE JAN 2 2 2014
 SCANNED JAN 31 2014

Part II Balance Sheets		Attached schedules and amounts in the description column should be for end-of-year amounts only (See instructions)	Beginning of year			End of year				
			(a) Book Value			(b) Book Value			(c) Fair Market Value	
Assets	1	Cash - non-interest-bearing	5,724.							
	2	Savings and temporary cash investments	235,192.		11,098.		11,098.			
	3	Accounts receivable ▶ Less allowance for doubtful accounts ▶								
	4	Pledges receivable ▶ Less allowance for doubtful accounts ▶								
	5	Grants receivable								
	6	Receivables due from officers, directors, trustees, and other disqualified persons (attach schedule) (see instructions)								
	7	Other notes and loans receivable (attach schedule) ▶ Less allowance for doubtful accounts ▶								
	8	Inventories for sale or use								
	9	Prepaid expenses and deferred charges								
	10 a	Investments - U S and state government obligations (attach schedule)								
	b	Investments - corporate stock (attach schedule)	2,680,832.		2,482,288.		2,930,612.			
	c	Investments - corporate bonds (attach schedule)	818,394.		635,392.		652,111.			
	11	Investments - land, buildings, and equipment basis ▶ Less accumulated depreciation (attach schedule) ▶								
	12	Investments - mortgage loans								
	13	Investments - other (attach schedule)			652,626.		676,995.			
	14	Land, buildings, and equipment basis ▶ Less accumulated depreciation (attach schedule) ▶								
15	Other assets (describe ▶ STMT 4)	2.		2.		113,200.				
16	Total assets (to be completed by all filers - see the instructions Also, see page 1, item I)	3,740,144.		3,781,406.		4,384,016.				
Liabilities	17	Accounts payable and accrued expenses								
	18	Grants payable								
	19	Deferred revenue								
	20	Loans from officers, directors, trustees, and other disqualified persons								
	21	Mortgages and other notes payable (attach schedule)								
	22	Other liabilities (describe ▶)								
23	Total liabilities (add lines 17 through 22)					NONE				
Net Assets or Fund Balances	Foundations that follow SFAS 117, check here ▶ <input type="checkbox"/> and complete lines 24 through 26 and lines 30 and 31.									
	24	Unrestricted								
	25	Temporarily restricted								
	26	Permanently restricted								
	Foundations that do not follow SFAS 117, check here and complete lines 27 through 31. ▶ <input checked="" type="checkbox"/>									
	27	Capital stock, trust principal, or current funds	3,740,144.		3,781,406.					
	28	Paid-in or capital surplus, or land, bldg, and equipment fund								
29	Retained earnings, accumulated income, endowment, or other funds									
30	Total net assets or fund balances (see instructions)	3,740,144.		3,781,406.						
31	Total liabilities and net assets/fund balances (see instructions)	3,740,144.		3,781,406.						

Part III Analysis of Changes in Net Assets or Fund Balances		
1	Total net assets or fund balances at beginning of year - Part II, column (a), line 30 (must agree with end-of-year figure reported on prior year's return)	1 3,740,144.
2	Enter amount from Part I, line 27a	2 41,136.
3	Other increases not included in line 2 (itemize) ▶ PRIOR PERIOD ADJUSTMENT	3 126.
4	Add lines 1, 2, and 3	4 3,781,406.
5	Decreases not included in line 2 (itemize) ▶	5
6	Total net assets or fund balances at end of year (line 4 minus line 5) - Part II, column (b), line 30	6 3,781,406.

Part IV Capital Gains and Losses for Tax on Investment Income

(a) List and describe the kind(s) of property sold (e.g., real estate, 2-story brick warehouse, or common stock, 200 shs MLC Co)		(b) How acquired P - Purchase D - Donation	(c) Date acquired (mo., day, yr.)	(d) Date sold (mo., day, yr.)
1a PUBLICLY TRADED SECURITIES				
b				
c				
d				
e				
(e) Gross sales price	(f) Depreciation allowed (or allowable)	(g) Cost or other basis plus expense of sale	(h) Gain or (loss) (e) plus (f) minus (g)	
a 1,935,017.		1,752,061.	182,956.	
b				
c				
d				
e				
Complete only for assets showing gain in column (h) and owned by the foundation on 12/31/69			(i) Gains (Col. (h) gain minus col. (k), but not less than -0-) or Losses (from col. (h))	
(ii) FMV as of 12/31/69	(j) Adjusted basis as of 12/31/69	(k) Excess of col. (i) over col. (j), if any		
a			182,956.	
b				
c				
d				
e				
2 Capital gain net income or (net capital loss) } { If gain, also enter in Part I, line 7 If (loss), enter -0- in Part I, line 7		2	182,956.	
3 Net short-term capital gain or (loss) as defined in sections 1222(5) and (6): If gain, also enter in Part I, line 8, column (c) (see instructions). If (loss), enter -0- in Part I, line 8		3		

Part V Qualification Under Section 4940(e) for Reduced Tax on Net Investment Income

(For optional use by domestic private foundations subject to the section 4940(a) tax on net investment income.)

If section 4940(d)(2) applies, leave this part blank.

Was the foundation liable for the section 4942 tax on the distributable amount of any year in the base period? Yes No
If "Yes," the foundation does not qualify under section 4940(e). Do not complete this part.

1 Enter the appropriate amount in each column for each year; see the instructions before making any entries.

(a) Base period years Calendar year (or tax year beginning in)	(b) Adjusted qualifying distributions	(c) Net value of noncharitable-use assets	(d) Distribution ratio (col. (b) divided by col. (c))
2011	204,079.	4,224,681.	0.048306
2010	191,076.	4,134,214.	0.046218
2009	187,043.	3,886,737.	0.048123
2008	225,878.	3,779,494.	0.059764
2007	219,451.	4,681,024.	0.046881
2 Total of line 1, column (d)			0.249292
3 Average distribution ratio for the 5-year base period - divide the total on line 2 by 5, or by the number of years the foundation has been in existence if less than 5 years			0.049858
4 Enter the net value of noncharitable-use assets for 2012 from Part X, line 5		4,264,196.	
5 Multiply line 4 by line 3			212,604.
6 Enter 1% of net investment income (1% of Part I, line 27b)			2,550.
7 Add lines 5 and 6			215,154.
8 Enter qualifying distributions from Part XII, line 4 If line 8 is equal to or greater than line 7, check the box in Part VI, line 1b, and complete that part using a 1% tax rate. See the Part VI instructions.			208,791.

Part VI Excise Tax Based on Investment Income (Section 4940(a), 4940(b), 4940(e), or 4948 - see instructions)

Table with 11 rows for excise tax calculations. Includes sub-rows 6a-6d for credits and payments. Total tax due is 5,120.00, with 5,120.00 refunded.

Part VII-A Statements Regarding Activities

Table with 10 rows for activity statements. Columns for Yes/No. Includes questions about political activities, unrelated business income, and substantial contributors.

Part VII-A Statements Regarding Activities (continued)

11 At any time during the year, did the foundation, directly or indirectly, own a controlled entity within the meaning of section 512(b)(13)? If "Yes," attach schedule (see instructions) 11 X
12 Did the foundation make a distribution to a donor advised fund over which the foundation or a disqualified person had advisory privileges? If "Yes," attach statement (see instructions) 12 X
13 Did the foundation comply with the public inspection requirements for its annual returns and exemption application? 13 X
Website address N/A
14 The books are in care of JPMORGAN CHASE BANK, NA Telephone no (866) 888-5157
Located at 10 S DEARBORN ILL-0117, CHICAGO, IL ZIP+4 60603
15 Section 4947(a)(1) nonexempt charitable trusts filing Form 990-PF in lieu of Form 1041 - Check here 15
16 At any time during calendar year 2012, did the foundation have an interest in or a signature or other authority over a bank, securities, or other financial account in a foreign country? 16 Yes No X
See the instructions for exceptions and filing requirements for Form TD F 90-22.1 If "Yes," enter the name of the foreign country

Part VII-B Statements Regarding Activities for Which Form 4720 May Be Required

File Form 4720 if any item is checked in the "Yes" column, unless an exception applies.

1a During the year did the foundation (either directly or indirectly)
(1) Engage in the sale or exchange, or leasing of property with a disqualified person? Yes X No
(2) Borrow money from, lend money to, or otherwise extend credit to (or accept it from) a disqualified person? Yes X No
(3) Furnish goods, services, or facilities to (or accept them from) a disqualified person? Yes X No
(4) Pay compensation to, or pay or reimburse the expenses of, a disqualified person? X Yes No
(5) Transfer any income or assets to a disqualified person (or make any of either available for the benefit or use of a disqualified person)? Yes X No
(6) Agree to pay money or property to a government official? (Exception. Check "No" if the foundation agreed to make a grant to or to employ the official for a period after termination of government service, if terminating within 90 days.) Yes X No
b If any answer is "Yes" to 1a(1)-(6), did any of the acts fail to qualify under the exceptions described in Regulations section 53.4941(d)-3 or in a current notice regarding disaster assistance (see instructions)? 1b X
Organizations relying on a current notice regarding disaster assistance check here
c Did the foundation engage in a prior year in any of the acts described in 1a, other than excepted acts, that were not corrected before the first day of the tax year beginning in 2012? 1c X
2 Taxes on failure to distribute income (section 4942) (does not apply for years the foundation was a private operating foundation defined in section 4942(j)(3) or 4942(j)(5)):
a At the end of tax year 2012, did the foundation have any undistributed income (lines 6d and 6e, Part XIII) for tax year(s) beginning before 2012? Yes X No
If "Yes," list the years
b Are there any years listed in 2a for which the foundation is not applying the provisions of section 4942(a)(2) (relating to incorrect valuation of assets) to the year's undistributed income? (If applying section 4942(a)(2) to all years listed, answer "No" and attach statement - see instructions) 2b X
c If the provisions of section 4942(a)(2) are being applied to any of the years listed in 2a, list the years here
3a Did the foundation hold more than a 2% direct or indirect interest in any business enterprise at any time during the year? Yes X No
b If "Yes," did it have excess business holdings in 2012 as a result of (1) any purchase by the foundation or disqualified persons after May 26, 1969, (2) the lapse of the 5-year period (or longer period approved by the Commissioner under section 4943(c)(7)) to dispose of holdings acquired by gift or bequest; or (3) the lapse of the 10-, 15-, or 20-year first phase holding period? (Use Schedule C, Form 4720, to determine if the foundation had excess business holdings in 2012.) 3b
4a Did the foundation invest during the year any amount in a manner that would jeopardize its charitable purposes? 4a X
b Did the foundation make any investment in a prior year (but after December 31, 1969) that could jeopardize its charitable purpose that had not been removed from jeopardy before the first day of the tax year beginning in 2012? 4b X

Part VII-B Statements Regarding Activities for Which Form 4720 May Be Required (continued)

5a During the year did the foundation pay or incur any amount to

(1) Carry on propaganda, or otherwise attempt to influence legislation (section 4945(e))? Yes No

(2) Influence the outcome of any specific public election (see section 4955), or to carry on, directly or indirectly, any voter registration drive? Yes No

(3) Provide a grant to an individual for travel, study, or other similar purposes? Yes No

(4) Provide a grant to an organization other than a charitable, etc., organization described in section 509(a)(1), (2), or (3), or section 4940(d)(2)? (see instructions) Yes No

(5) Provide for any purpose other than religious, charitable, scientific, literary, or educational purposes, or for the prevention of cruelty to children or animals? Yes No

b If any answer is "Yes" to 5a(1)-(5), did any of the transactions fail to qualify under the exceptions described in Regulations section 53.4945 or in a current notice regarding disaster assistance (see instructions)? **5b**

Organizations relying on a current notice regarding disaster assistance check here

c If the answer is "Yes" to question 5a(4), does the foundation claim exemption from the tax because it maintained expenditure responsibility for the grant? Yes No

If "Yes," attach the statement required by Regulations section 53.4945-5(d).

6a Did the foundation, during the year, receive any funds, directly or indirectly, to pay premiums on a personal benefit contract? Yes No

b Did the foundation, during the year, pay premiums, directly or indirectly, on a personal benefit contract? Yes No **6b** X

If "Yes" to 6b, file Form 8870

7a At any time during the tax year, was the foundation a party to a prohibited tax shelter transaction? Yes No

b If "Yes," did the foundation receive any proceeds or have any net income attributable to the transaction? Yes No **7b**

Part VIII Information About Officers, Directors, Trustees, Foundation Managers, Highly Paid Employees, and Contractors

1 List all officers, directors, trustees, foundation managers and their compensation (see instructions).

(a) Name and address	(b) Title, and average hours per week devoted to position	(c) Compensation (If not paid, enter -0-)	(d) Contributions to employee benefit plans and deferred compensation	(e) Expense account, other allowances
JPMORGAN CHASE BANK, NA 10 S DEARBORN IL1-0117, CHICAGO, IL 60603	TRUSTEE 2	51,162.	-0-	-0-

2 Compensation of five highest-paid employees (other than those included on line 1 - see instructions). If none, enter "NONE."

(a) Name and address of each employee paid more than \$50,000	(b) Title, and average hours per week devoted to position	(c) Compensation	(d) Contributions to employee benefit plans and deferred compensation	(e) Expense account, other allowances
NONE		NONE	NONE	NONE

Total number of other employees paid over \$50,000 **NONE**

Part VIII Information About Officers, Directors, Trustees, Foundation Managers, Highly Paid Employees, and Contractors (continued)

3 Five highest-paid independent contractors for professional services (see instructions). If none, enter "NONE."		
(a) Name and address of each person paid more than \$50,000	(b) Type of service	(c) Compensation
NONE		NONE
Total number of others receiving over \$50,000 for professional services		NONE

Part IX-A Summary of Direct Charitable Activities

List the foundation's four largest direct charitable activities during the tax year. Include relevant statistical information such as the number of organizations and other beneficiaries served, conferences convened, research papers produced, etc	Expenses
1 NONE	
2	
3	
4	

Part IX-B Summary of Program-Related Investments (see instructions)

Describe the two largest program-related investments made by the foundation during the tax year on lines 1 and 2	Amount
1 NONE	
2	
All other program-related investments See instructions	
3 NONE	
Total. Add lines 1 through 3	

Part X Minimum Investment Return (All domestic foundations must complete this part. Foreign foundations, see instructions.)

1	Fair market value of assets not used (or held for use) directly in carrying out charitable, etc., purposes:		
a	Average monthly fair market value of securities	1a	3,935,380.
b	Average of monthly cash balances	1b	180,631.
c	Fair market value of all other assets (see instructions)	1c	213,122.
d	Total (add lines 1a, b, and c)	1d	4,329,133.
e	Reduction claimed for blockage or other factors reported on lines 1a and 1c (attach detailed explanation)	1e	
2	Acquisition indebtedness applicable to line 1 assets	2	NONE
3	Subtract line 2 from line 1d	3	4,329,133.
4	Cash deemed held for charitable activities. Enter 1 1/2% of line 3 (for greater amount, see instructions)	4	64,937.
5	Net value of noncharitable-use assets. Subtract line 4 from line 3. Enter here and on Part V, line 4	5	4,264,196.
6	Minimum investment return. Enter 5% of line 5	6	213,210.

Part XI Distributable Amount (see instructions) (Section 4942(j)(3) and (j)(5) private operating foundations and certain foreign organizations check here and do not complete this part)

1	Minimum investment return from Part X, line 6	1	213,210.
2a	Tax on investment income for 2012 from Part VI, line 5	2a	5,100.
b	Income tax for 2012. (This does not include the tax from Part VI.)	2b	
c	Add lines 2a and 2b	2c	5,100.
3	Distributable amount before adjustments. Subtract line 2c from line 1	3	208,110.
4	Recoveries of amounts treated as qualifying distributions	4	NONE
5	Add lines 3 and 4	5	208,110.
6	Deduction from distributable amount (see instructions)	6	NONE
7	Distributable amount as adjusted. Subtract line 6 from line 5. Enter here and on Part XIII, line 1	7	208,110.

Part XII Qualifying Distributions (see instructions)

1	Amounts paid (including administrative expenses) to accomplish charitable, etc., purposes:		
a	Expenses, contributions, gifts, etc. - total from Part I, column (d), line 26	1a	208,791.
b	Program-related investments - total from Part IX-B	1b	
2	Amounts paid to acquire assets used (or held for use) directly in carrying out charitable, etc., purposes	2	NONE
3	Amounts set aside for specific charitable projects that satisfy the:		
a	Suitability test (prior IRS approval required)	3a	NONE
b	Cash distribution test (attach the required schedule)	3b	NONE
4	Qualifying distributions. Add lines 1a through 3b. Enter here and on Part V, line 8, and Part XIII, line 4	4	208,791.
5	Foundations that qualify under section 4940(e) for the reduced rate of tax on net investment income. Enter 1% of Part I, line 27b (see instructions)	5	N/A
6	Adjusted qualifying distributions. Subtract line 5 from line 4	6	208,791.

Note. The amount on line 6 will be used in Part V, column (b), in subsequent years when calculating whether the foundation qualifies for the section 4940(e) reduction of tax in those years.

Part XIII Undistributed Income (see instructions)

	(a) Corpus	(b) Years prior to 2011	(c) 2011	(d) 2012
1 Distributable amount for 2012 from Part XI, line 7				208,110.
2 Undistributed income, if any, as of the end of 2012				
a Enter amount for 2011 only			195,364.	
b Total for prior years 20____, 20____, 20____		NONE		
3 Excess distributions carryover, if any, to 2012				
a From 2007	NONE			
b From 2008	NONE			
c From 2009	NONE			
d From 2010	NONE			
e From 2011	NONE			
f Total of lines 3a through e	NONE			
4 Qualifying distributions for 2012 from Part XII, line 4 ▶ \$ 208,791.				
a Applied to 2011, but not more than line 2a . . .			195,364.	
b Applied to undistributed income of prior years (Election required - see instructions)		NONE		
c Treated as distributions out of corpus (Election required - see instructions)	NONE			
d Applied to 2012 distributable amount				13,427.
e Remaining amount distributed out of corpus . . .	NONE			
5 Excess distributions carryover applied to 2012 . (If an amount appears in column (d), the same amount must be shown in column (a))	NONE			NONE
6 Enter the net total of each column as indicated below:				
a Corpus. Add lines 3f, 4c, and 4e Subtract line 5	NONE			
b Prior years' undistributed income Subtract line 4b from line 2b		NONE		
c Enter the amount of prior years' undistributed income for which a notice of deficiency has been issued, or on which the section 4942(a) tax has been previously assessed		NONE		
d Subtract line 6c from line 6b Taxable amount - see instructions		NONE		
e Undistributed income for 2011. Subtract line 4a from line 2a. Taxable amount - see instructions				
f Undistributed income for 2012 Subtract lines 4d and 5 from line 1 This amount must be distributed in 2013				194,683.
7 Amounts treated as distributions out of corpus to satisfy requirements imposed by section 170(b)(1)(F) or 4942(g)(3) (see instructions) . . .	NONE			
8 Excess distributions carryover from 2007 not applied on line 5 or line 7 (see instructions) . . .	NONE			
9 Excess distributions carryover to 2013. Subtract lines 7 and 8 from line 6a	NONE			
10 Analysis of line 9				
a Excess from 2008	NONE			
b Excess from 2009	NONE			
c Excess from 2010	NONE			
d Excess from 2011	NONE			
e Excess from 2012	NONE			

Part XIV Private Operating Foundations (see instructions and Part VII-A, question 9)

NOT APPLICABLE

1 a If the foundation has received a ruling or determination letter that it is a private operating foundation, and the ruling is effective for 2012, enter the date of the ruling

b Check box to indicate whether the foundation is a private operating foundation described in section 4942(j)(3) or 4942(j)(5)

	Tax year	Prior 3 years			(e) Total
	(a) 2012	(b) 2011	(c) 2010	(d) 2009	
2 a Enter the lesser of the adjusted net income from Part I or the minimum investment return from Part X for each year listed					
b 85% of line 2a					
c Qualifying distributions from Part XII, line 4 for each year listed					
d Amounts included in line 2c not used directly for active conduct of exempt activities					
e Qualifying distributions made directly for active conduct of exempt activities Subtract line 2d from line 2c					
3 Complete 3a, b, or c for the alternative test relied upon					
a "Assets" alternative test - enter					
(1) Value of all assets					
(2) Value of assets qualifying under section 4942(j)(3)(B)(i).					
b "Endowment" alternative test - enter 2/3 of minimum investment return shown in Part X, line 6 for each year listed					
c "Support" alternative test - enter					
(1) Total support other than gross investment income (interest, dividends, rents, payments on securities loans (section 512(a)(5)), or royalties).					
(2) Support from general public and 5 or more exempt organizations as provided in section 4942(j)(3)(B)(iii)					
(3) Largest amount of support from an exempt organization					
(4) Gross investment income					

Part XV Supplementary Information (Complete this part only if the foundation had \$5,000 or more in assets at any time during the year - see instructions.)

1 Information Regarding Foundation Managers:

a List any managers of the foundation who have contributed more than 2% of the total contributions received by the foundation before the close of any tax year (but only if they have contributed more than \$5,000). (See section 507(d)(2).)

N/A

b List any managers of the foundation who own 10% or more of the stock of a corporation (or an equally large portion of the ownership of a partnership or other entity) of which the foundation has a 10% or greater interest

N/A

2 Information Regarding Contribution, Grant, Gift, Loan, Scholarship, etc., Programs:

Check here if the foundation only makes contributions to preselected charitable organizations and does not accept unsolicited requests for funds. If the foundation makes gifts, grants, etc. (see instructions) to individuals or organizations under other conditions, complete items 2a, b, c, and d.

a The name, address, and telephone number or e-mail of the person to whom applications should be addressed:

SEE STATEMENT 5

b The form in which applications should be submitted and information and materials they should include:

SEE ATTACHED STATEMENT FOR LINE 2

c Any submission deadlines:

SEE ATTACHED STATEMENT FOR LINE 2

d Any restrictions or limitations on awards, such as by geographical areas, charitable fields, kinds of institutions, or other factors:

SEE ATTACHED STATEMENT FOR LINE 2

Part XV Supplementary Information (continued)

3 Grants and Contributions Paid During the Year or Approved for Future Payment

Recipient Name and address (home or business)	If recipient is an individual, show any relationship to any foundation manager or substantial contributor	Foundation status of recipient	Purpose of grant or contribution	Amount
a Paid during the year				
FORT WORTH OPERA ASSOCIATION INC 1300 GENDY ST FORT WORTH TX 76107	NONE	PUBLIC	GENERAL	50,000.
FORT WORTH SYMPHONY ORCHESTRA ASSOCIATION INC 330 E FOURTH ST STE 200 FORT WORTH TX 76102	NONE	PUBLIC	GENERAL	25,000.
TEXAS CHRISTIAN UNIVERSITY TCU BOX 298200 FORT WORTH TX 76129	NONE	PUBLIC	GENERAL	10,000.
GUARDIANSHIP SERVICES, INC. PO BOX 11481 FORT WORTH TX 76110	NONE	PUBLIC	GENERAL	10,000.
FORT WORTH DAY RESOURCE CENTER FOR THE HOMELE 1415 E LANCASTER AVW FORT WORTH TX 76102	NONE	PUBLIC	GENERAL	3,000.
BOYS AND GIRLS CLUBS OF GREATER FORT WORTH, I 3218 E BELKNAP ST FORT WORTH TX 76111	NONE	PUBLIC	GENERAL	10,000.
SAFHAVEN OF TARRANT COUNTY 8701 BEDFORD EULESS RD, STE 600 HURST TX 760	NONE	PUBLIC	GENERAL	25,000.
SONS OF THE FLAG BURN FOUNDATION 3419 WESTMINSTER, STE 299 DALLAS TX 75205	NONE	PUBLIC	GENERAL	25,000.
COLONIAL CHARITABLE FOUNDATION 3707 CAMP BOWIE BOULEVARD #260 FORT WORTH TX	NONE	PUBLIC	GENERAL	20,000.
THE WOMEN'S CLUB OF FORT WORTH 1316 PENNSYLVANIA AVE FORT WORTH TX 76104	NONE	PUBLIC	GENERAL	18,000.
Total ▶ 3a				196,000.
b Approved for future payment				
Total ▶ 3b				

Part XVI-A Analysis of Income-Producing Activities

Enter gross amounts unless otherwise indicated

Table with 5 main columns: (a) Business code, (b) Amount, (c) Exclusion code, (d) Amount, (e) Related or exempt function income. Rows include Program service revenue, Membership dues, Interest on savings, Dividends, Net rental income, and Subtotal.

Part XVI-B Relationship of Activities to the Accomplishment of Exempt Purposes

Table with 2 columns: Line No., Explain below how each activity for which income is reported in column (e) of Part XVI-A contributed importantly to the accomplishment of the foundation's exempt purposes.

NOT APPLICABLE

Part XVII Information Regarding Transfers To and Transactions and Relationships With Noncharitable Exempt Organizations

- 1 Did the organization directly or indirectly engage in any of the following with any other organization described in section 501(c) of the Code... a Transfers from the reporting foundation to a noncharitable exempt organization of: (1) Cash, (2) Other assets, b Other transactions: (1) Sales of assets to a noncharitable exempt organization, (2) Purchases of assets from a noncharitable exempt organization, (3) Rental of facilities, equipment, or other assets, (4) Reimbursement arrangements, (5) Loans or loan guarantees, (6) Performance of services or membership or fundraising solicitations, c Sharing of facilities, equipment, mailing lists, other assets, or paid employees, d If the answer to any of the above is "Yes," complete the following schedule.

Table with 2 columns: Yes, No. Rows for 1a(1), 1a(2), 1b(1), 1b(2), 1b(3), 1b(4), 1b(5), 1b(6), and 1c.

Table with 4 columns: (a) Line no, (b) Amount involved, (c) Name of noncharitable exempt organization, (d) Description of transfers, transactions, and sharing arrangements.

2a Is the foundation directly or indirectly affiliated with, or related to, one or more tax-exempt organizations described in section 501(c) of the Code... Yes No

Table with 3 columns: (a) Name of organization, (b) Type of organization, (c) Description of relationship.

Sign Here Under penalties of perjury, I declare that I have examined this return, including accompanying schedules and statements, and to the best of my knowledge and belief, it is true, correct, and complete Declaration of preparer (other than taxpayer) is based on all information of which preparer has any knowledge. Signature of officer or trustee: Anthony Ward, Date: 01/20/2014, Title: [blank]

May the IRS discuss this return with the preparer shown below (see instructions)? Yes No

Paid Preparer Use Only section containing fields for Print/Type preparer's name, Preparer's signature, Date, Check if self-employed, PTIN, Firm's name, Firm's address, Firm's EIN, and Phone no.

FORM 990PF, PART I - OTHER INCOME
=====

DESCRIPTION -----	REVENUE AND EXPENSES PER BOOKS -----	NET INVESTMENT INCOME -----
MINERAL ROYALTIES	65,333.	65,333.
	-----	-----
TOTALS	65,333.	65,333.
	=====	=====

FORM 990PF, PART I - TAXES
=====

DESCRIPTION	REVENUE AND EXPENSES PER BOOKS	NET INVESTMENT INCOME
FOREIGN TAXES	32.	32.
FEDERAL TAX PAYMENT - PRIOR YE	990.	
FEDERAL ESTIMATES - INCOME	4,120.	
FOREIGN TAXES ON QUALIFIED FOR	514.	514.
FOREIGN TAXES ON NONQUALIFIED	59.	59.
TOTALS	5,715.	605.

FORM 990PF, PART I - OTHER EXPENSES
=====

DESCRIPTION	REVENUE AND EXPENSES PER BOOKS	NET INVESTMENT INCOME
ROYALTY - PRODUCTION TAXES	472.	472.
ROYALTY - AD VALOREM TAXES	4,572.	4,572.
ROYALTY - GAS TRANSPORTATION	19,452.	19,452.
ROYALTY - COMPRESSION AND DEHY	2,905.	2,905.
ROYALTY - OTHER EXPENSES	200.	200.
TOTALS	27,601.	27,601.

WEB MADDOX TRUST R77350008

75-6347669

FORM 990PF, PART II - OTHER ASSETS
=====

DESCRIPTION -----	ENDING BOOK VALUE -----	ENDING FMV ----
MINERAL PROPERTIES COPYRIGHT #A723157 ON A BOOK	1. 1.	113,199. 1.
TOTALS	2. =====	113,200. =====

WEB· MADDOX TRUST R77350008
FORM 990PF, PART XV - LINES 2a - 2d
=====

75-6347669

RECIPIENT NAME:

JPMORGAN CHASE BANK, NA

ADDRESS:

PO BOX 2050

FORT WORTH, TX 76113

RECIPIENT'S PHONE NUMBER: 817-884-4159

FORM, INFORMATION AND MATERIALS:

LETTER FORM WITH NAME & PURPOSE OF ORGANIZATION, AMOUNT & PURPOSE OF
REQUEST.

SUBMISSION DEADLINES:

NONE

RESTRICTIONS OR LIMITATIONS ON AWARDS:

ANY CHARITY WITHIN TARRANT COUNTY NOT SUPPORTED BY THE UNITED WAY.

STATEMENT 5

RENT AND ROYALTY SUMMARY
=====

PROPERTY -----	TOTAL INCOME -----	DEPLETION/ DEPRECIATION -----	OTHER EXPENSES -----	ALLOWABLE NET INCOME -----
MINERAL ACTIVITY	-3,157.	-----	-----	-3,157.
TOTALS	-3,157.	=====	=====	-3,157.

**SCHEDULE D
(Form 1041)**

Department of the Treasury
Internal Revenue Service

Capital Gains and Losses

▶ Attach to Form 1041, Form 5227, or Form 990-T.
▶ Information about Schedule D (Form 1041) and its separate instructions is at
www.irs.gov/form1041.

OMB No 1545-0092

2012

Name of estate or trust

WEB MADDOX TRUST R77350008

Employer identification number

75-6347669

Note: Form 5227 filers need to complete **only** Parts I and II.

Part I Short-Term Capital Gains and Losses - Assets Held One Year or Less

(a) Description of property (Example 100 shares 7% preferred of "Z" Co)	(b) Date acquired (mo, day, yr)	(c) Date sold (mo, day, yr)	(d) Sales price	(e) Cost or other basis (see instructions)	(f) Gain or (loss) for the entire year Subtract (e) from (d)
1a					
b Enter the short-term gain or (loss), if any, from Schedule D-1, line 1b					1b 13,952.
2 Short-term capital gain or (loss) from Forms 4684, 6252, 6781, and 8824					2
3 Net short-term gain or (loss) from partnerships, S corporations, and other estates or trusts					3
4 Short-term capital loss carryover. Enter the amount, if any, from line 9 of the 2011 Capital Loss Carryover Worksheet					4 ()
5 Net short-term gain or (loss). Combine lines 1a through 4 in column (f). Enter here and on line 13, column (3) on the back					5 13,952.

Part II Long-Term Capital Gains and Losses - Assets Held More Than One Year

(a) Description of property (Example 100 shares 7% preferred of "Z" Co)	(b) Date acquired (mo, day, yr)	(c) Date sold (mo, day, yr)	(d) Sales price	(e) Cost or other basis (see instructions)	(f) Gain or (loss) for the entire year Subtract (e) from (d)
6a LONG-TERM CAPITAL GAIN DIVIDENDS					17,608.
b Enter the long-term gain or (loss), if any, from Schedule D-1, line 6b					6b 151,396.
7 Long-term capital gain or (loss) from Forms 2439, 4684, 6252, 6781, and 8824					7
8 Net long-term gain or (loss) from partnerships, S corporations, and other estates or trusts					8
9 Capital gain distributions					9
10 Gain from Form 4797, Part I					10
11 Long-term capital loss carryover. Enter the amount, if any, from line 14 of the 2011 Capital Loss Carryover Worksheet					11 ()
12 Net long-term gain or (loss). Combine lines 6a through 11 in column (f). Enter here and on line 14a, column (3) on the back					12 169,004.

For Paperwork Reduction Act Notice, see the Instructions for Form 1041.

Schedule D (Form 1041) 2012

Part III Summary of Parts I and II		(1) Beneficiaries' (see instr)	(2) Estate's or trust's	(3) Total
Caution: Read the instructions before completing this part.				
13	Net short-term gain or (loss)	13		13,952.
14	Net long-term gain or (loss):			
a	Total for year	14a		169,004.
b	Unrecaptured section 1250 gain (see line 18 of the wrksht.)	14b		
c	28% rate gain	14c		12,885.
15	Total net gain or (loss). Combine lines 13 and 14a	15		182,956.

Note: If line 15, column (3), is a net gain, enter the gain on Form 1041, line 4 (or Form 990-T, Part I, line 4a) If lines 14a and 15, column (2), are net gains, go to Part V, and do not complete Part IV. If line 15, column (3), is a net loss, complete Part IV and the **Capital Loss Carryover Worksheet**, as necessary

Part IV Capital Loss Limitation		
16	Enter here and enter as a (loss) on Form 1041, line 4 (or Form 990-T, Part I, line 4c, if a trust), the smaller of: a The loss on line 15, column (3) or b \$3,000	16 ()

Note: If the loss on line 15, column (3), is more than \$3,000, or if Form 1041, page 1, line 22 (or Form 990-T, line 34), is a loss, complete the **Capital Loss Carryover Worksheet** in the instructions to figure your capital loss carryover

Part V Tax Computation Using Maximum Capital Gains Rates

Form 1041 filers. Complete this part **only** if both lines 14a and 15 in column (2) are gains, or an amount is entered in Part I or Part II and there is an entry on Form 1041, line 2b(2), and Form 1041, line 22, is more than zero.
Caution: Skip this part and complete the **Schedule D Tax Worksheet** in the instructions if:
 • Either line 14b, col. (2) or line 14c, col. (2) is more than zero, or
 • Both Form 1041, line 2b(1), and Form 4952, line 4g are more than zero.

Form 990-T trusts. Complete this part **only** if both lines 14a and 15 are gains, or qualified dividends are included in income in Part I of Form 990-T, and Form 990-T, line 34, is more than zero Skip this part and complete the **Schedule D Tax Worksheet** in the instructions if either line 14b, col. (2) or line 14c, col. (2) is more than zero.

17	Enter taxable income from Form 1041, line 22 (or Form 990-T, line 34)	17		
18	Enter the smaller of line 14a or 15 in column (2) but not less than zero	18		
19	Enter the estate's or trust's qualified dividends from Form 1041, line 2b(2) (or enter the qualified dividends included in income in Part I of Form 990-T)	19		
20	Add lines 18 and 19	20		
21	If the estate or trust is filing Form 4952, enter the amount from line 4g; otherwise, enter -0-	21		
22	Subtract line 21 from line 20. If zero or less, enter -0-	22		
23	Subtract line 22 from line 17. If zero or less, enter -0-	23		
24	Enter the smaller of the amount on line 17 or \$2,400	24		
25	Is the amount on line 23 equal to or more than the amount on line 24? <input type="checkbox"/> Yes. Skip lines 25 and 26; go to line 27 and check the "No" box. <input type="checkbox"/> No. Enter the amount from line 23.	25		
26	Subtract line 25 from line 24	26		
27	Are the amounts on lines 22 and 26 the same? <input type="checkbox"/> Yes. Skip lines 27 thru 30, go to line 31 <input type="checkbox"/> No. Enter the smaller of line 17 or line 22	27		
28	Enter the amount from line 26 (If line 26 is blank, enter -0-)	28		
29	Subtract line 28 from line 27	29		
30	Multiply line 29 by 15% (.15)			30
31	Figure the tax on the amount on line 23. Use the 2012 Tax Rate Schedule for Estates and Trusts (see the Schedule G instructions in the instructions for Form 1041)			31
32	Add lines 30 and 31			32
33	Figure the tax on the amount on line 17. Use the 2012 Tax Rate Schedule for Estates and Trusts (see the Schedule G instructions in the instructions for Form 1041)			33
34	Tax on all taxable income. Enter the smaller of line 32 or line 33 here and on Form 1041, Schedule G, line 1a (or Form 990-T, line 36)			34

**SCHEDULE D-1
(Form 1041)**

**Continuation Sheet for Schedule D
(Form 1041)**

OMB No 1545-0092

2012

Department of the Treasury
Internal Revenue Service

▶ Attach to Schedule D to list additional transactions for lines 1a and 6a.
▶ Information about Schedule D (Form 1041) and its separate instructions is at www.irs.gov/form1041

Name of estate or trust: **WEB MADDOX TRUST R77350008** Employer identification number: **75-6347669**

Part I Short-Term Capital Gains and Losses - Assets Held One Year or Less

(a) Description of property (Example 100 sh 7% preferred of "Z" Co)	(b) Date acquired (mo., day, yr.)	(c) Date sold (mo., day, yr.)	(d) Sales price	(e) Cost or other basis (see instructions)	(f) Gain or (loss) Subtract (e) from (d)
1a 58. CAMPBELL SOUP CO	07/12/2011	04/12/2012	1,921.00	2,017.00	-96.00
32. CAMPBELL SOUP CO	07/12/2011	04/13/2012	1,058.00	1,113.00	-55.00
70. XILINX INC	11/01/2011	04/18/2012	2,470.00	2,308.00	162.00
65000. CS QARN SPX 02/06/1	01/20/2012	05/07/2012	66,950.00	64,350.00	2,600.00
205. TEXAS INSTRS INC	VAR	05/07/2012	6,301.00	6,783.00	-482.00
43. AMERIPRISE FINANCIAL I	02/09/2012	06/01/2012	1,979.00	2,351.00	-372.00
18. AMERIPRISE FINANCIAL I	02/09/2012	06/04/2012	820.00	984.00	-164.00
19. AMERIPRISE FINANCIAL I	02/09/2012	06/04/2012	870.00	1,039.00	-169.00
360. GENERAL ELEC CO	09/16/2011	06/15/2012	7,130.00	5,856.00	1,274.00
1507.033 JPMORGAN ASIA EQU	12/08/2011	06/26/2012	41,519.00	42,166.00	-647.00
3. WILLIAMS COS INC	07/15/2011	06/28/2012	84.00	74.00	10.00
2. WILLIAMS COS INC	07/15/2011	06/28/2012	56.00	49.00	7.00
1. WILLIAMS COS INC	07/15/2011	06/29/2012	29.00	25.00	4.00
2. WILLIAMS COS INC	07/15/2011	06/29/2012	57.00	49.00	8.00
4. WILLIAMS COS INC	07/15/2011	06/29/2012	114.00	98.00	16.00
2. WILLIAMS COS INC	07/15/2011	06/29/2012	57.00	49.00	8.00
6. WILLIAMS COS INC	07/15/2011	06/29/2012	172.00	147.00	25.00
2. WILLIAMS COS INC	07/15/2011	06/29/2012	57.00	49.00	8.00
29. EQT CORPORATION	VAR	07/02/2012	1,556.00	1,522.00	34.00
9. EQT CORPORATION	02/22/2012	07/03/2012	491.00	470.00	21.00
14. EQT CORPORATION	VAR	07/03/2012	764.00	732.00	32.00
5. EQT CORPORATION	03/05/2012	07/03/2012	274.00	262.00	12.00
2. EQT CORPORATION	03/05/2012	07/05/2012	110.00	105.00	5.00
8. EQT CORPORATION	03/05/2012	07/05/2012	440.00	417.00	23.00

1b Total. Combine the amounts in column (f) Enter here and on Schedule D, line 1b

For Paperwork Reduction Act Notice, see the Instructions for Form 1041.

Schedule D-1 (Form 1041) 2012

JSA
2F1221 2 000

**SCHEDULE D-1
(Form 1041)**

**Continuation Sheet for Schedule D
(Form 1041)**

OMB No 1545-0092

2012

Department of the Treasury
Internal Revenue Service

▶ Attach to Schedule D to list additional transactions for lines 1a and 6a.
▶ Information about Schedule D (Form 1041) and its separate instructions is at www.irs.gov/form1041

Name of estate or trust: **WEB MADDOX TRUST R77350008** Employer identification number: **75-6347669**

Part I Short-Term Capital Gains and Losses - Assets Held One Year or Less

(a) Description of property (Example 100 sh 7% preferred of "Z" Co)	(b) Date acquired (mo., day, yr)	(c) Date sold (mo., day, yr)	(d) Sales price	(e) Cost or other basis (see instructions)	(f) Gain or (loss) Subtract (e) from (d)
1a 8. EQT CORPORATION	03/05/2012	07/06/2012	432.00	417.00	15.00
80. CVS CORP	01/09/2012	07/09/2012	3,773.00	3,326.00	447.00
52. MARRIOTT INTL INC NEW	01/26/2012	07/11/2012	1,973.00	1,814.00	159.00
14. CAMERON INTERNATIONAL	02/10/2012	07/18/2012	630.00	795.00	-165.00
16. CAMERON INTERNATIONAL	02/10/2012	07/18/2012	715.00	909.00	-194.00
73. JOHNSON & JOHNSON	VAR	07/27/2012	5,056.00	4,956.00	100.00
4. AUTOZONE INC	08/18/2011	08/03/2012	1,470.00	1,145.00	325.00
30. MARRIOTT INTL INC NEW	01/26/2012	08/13/2012	1,106.00	1,046.00	60.00
83. MARRIOTT INTL INC NEW	VAR	08/14/2012	3,066.00	2,932.00	134.00
80000. CS QARN SPX 05/22/1	05/04/2012	08/21/2012	81,700.00	79,200.00	2,500.00
142. WALGREEN CO	VAR	09/07/2012	4,952.00	4,236.00	716.00
60. CBS CORP	10/06/2011	09/26/2012	2,139.00	1,295.00	844.00
11. ADT CORPORATION	06/15/2012	10/15/2012	401.00	80.00	321.00
11.94 ADT CORPORATION	06/15/2012	10/16/2012	446.00	417.00	29.00
7. MARATHON PETROLEUM CORP	07/18/2012	10/16/2012	386.00	328.00	58.00
8. MARATHON PETROLEUM CORP	07/18/2012	10/16/2012	441.00	375.00	66.00
2. MARATHON PETROLEUM CORP	07/18/2012	10/16/2012	110.00	94.00	16.00
8. MARATHON PETROLEUM CORP	07/18/2012	10/16/2012	442.00	375.00	67.00
38. MARATHON PETROLEUM COR	VAR	10/16/2012	2,081.00	1,781.00	300.00
21. MARATHON PETROLEUM COR	VAR	10/17/2012	1,168.00	987.00	181.00
30. MARATHON PETROLEUM COR	VAR	10/17/2012	1,670.00	1,417.00	253.00
4. MARATHON PETROLEUM CORP	07/31/2012	10/17/2012	224.00	191.00	33.00
8. MARATHON PETROLEUM CORP	VAR	10/17/2012	441.00	382.00	59.00
13. ABBOTT LABS	VAR	10/18/2012	858.00	780.00	78.00

1b Total. Combine the amounts in column (f). Enter here and on Schedule D, line 1b

For Paperwork Reduction Act Notice, see the Instructions for Form 1041.

Schedule D-1 (Form 1041) 2012

JSA
2F1221 2 000

**SCHEDULE D-1
(Form 1041)**

**Continuation Sheet for Schedule D
(Form 1041)**

OMB No 1545-0092

2012

Department of the Treasury
Internal Revenue Service

▶ Attach to Schedule D to list additional transactions for lines 1a and 6a.

▶ Information about Schedule D (Form 1041) and its separate instructions is at www.irs.gov/form1041

Name of estate or trust: **WEB MADDOX TRUST R77350008** Employer identification number: **75-6347669**

Part I Short-Term Capital Gains and Losses - Assets Held One Year or Less

(a) Description of property (Example. 100 sh 7% preferred of "Z" Co)	(b) Date acquired (mo., day, yr.)	(c) Date sold (mo., day, yr.)	(d) Sales price	(e) Cost or other basis (see instructions)	(f) Gain or (loss) Subtract (e) from (d)
1a 52. ABBOTT LABS	VAR	10/18/2012	3,403.00	3,197.00	206.00
8. ABBOTT LABS	04/27/2012	10/18/2012	524.00	497.00	27.00
53. ABBOTT LABS	VAR	10/18/2012	3,480.00	3,563.00	-83.00
2. CAPITAL ONE FINL CORP	12/05/2011	10/23/2012	119.00	94.00	25.00
8. CAPITAL ONE FINL CORP	12/05/2011	10/23/2012	473.00	376.00	97.00
6. CAPITAL ONE FINL CORP	12/05/2011	10/23/2012	357.00	282.00	75.00
1. CAPITAL ONE FINL CORP	12/05/2011	10/23/2012	59.00	47.00	12.00
39. CAPITAL ONE FINL CORP	12/05/2011	10/23/2012	2,319.00	1,832.00	487.00
7. CAPITAL ONE FINL CORP	12/05/2011	10/23/2012	420.00	329.00	91.00
1. CAPITAL ONE FINL CORP	12/05/2011	10/23/2012	60.00	47.00	13.00
3. CAPITAL ONE FINL CORP	12/05/2011	10/23/2012	180.00	141.00	39.00
1. CAPITAL ONE FINL CORP	12/05/2011	10/23/2012	60.00	47.00	13.00
12. CAPITAL ONE FINL CORP	12/05/2011	10/24/2012	722.00	564.00	158.00
110. ALTERA CORP	VAR	10/26/2012	3,337.00	4,164.00	-827.00
309. ISHARES MSCI ASIAN EX	06/26/2012	11/08/2012	17,597.00	15,651.00	1,946.00
8. LAM RESEARCH CORPORATIO	01/06/2012	11/16/2012	274.00	300.00	-26.00
28. LAM RESEARCH CORPORATI	VAR	11/19/2012	972.00	1,037.00	-65.00
25. LAM RESEARCH CORPORATI	07/06/2012	11/19/2012	866.00	883.00	-17.00
13. LAM RESEARCH CORPORATI	07/06/2012	11/20/2012	445.00	459.00	-14.00
12. CSX CORP	05/24/2012	12/04/2012	235.00	256.00	-21.00
55. CSX CORP	VAR	12/04/2012	1,080.00	1,172.00	-92.00
20. CSX CORP	05/25/2012	12/05/2012	396.00	426.00	-30.00
6. FREEPORT-MCMORAN COPPER	01/19/2012	12/05/2012	197.00	268.00	-71.00
11. FREEPORT-MCMORAN COPPE B	01/19/2012	12/05/2012	362.00	492.00	-130.00

1b Total. Combine the amounts in column (f). Enter here and on Schedule D, line 1b

For Paperwork Reduction Act Notice, see the Instructions for Form 1041.

Schedule D-1 (Form 1041) 2012

JSA
2F1221 2 000

**SCHEDULE D-1
(Form 1041)**

**Continuation Sheet for Schedule D
(Form 1041)**

OMB No 1545-0092

2012

Department of the Treasury
Internal Revenue Service

▶ Attach to Schedule D to list additional transactions for lines 1a and 6a.
▶ Information about Schedule D (Form 1041) and its separate instructions is at www.irs.gov/form1041

Name of estate or trust: **WEB MADDOX TRUST R77350008** Employer identification number: **75-6347669**

Part I Short-Term Capital Gains and Losses - Assets Held One Year or Less

(a) Description of property (Example 100 sh 7% preferred of "Z" Co)	(b) Date acquired (mo., day, yr)	(c) Date sold (mo., day, yr)	(d) Sales price	(e) Cost or other basis (see instructions)	(f) Gain or (loss) Subtract (e) from (d)
1a 9. CARNIVAL CORPORATION	09/07/2012	12/12/2012	342.00	332.00	10.00
1. CARNIVAL CORPORATION	09/07/2012	12/12/2012	38.00	38.00	
1. CARNIVAL CORPORATION	09/07/2012	12/12/2012	38.00	37.00	1.00
8. CARNIVAL CORPORATION	09/07/2012	12/13/2012	303.00	295.00	8.00
68. ALTERA CORP	VAR	12/14/2012	2,237.00	2,603.00	-366.00
47. ALTERA CORP	04/18/2012	12/14/2012	1,555.00	1,798.00	-243.00
5. CARNIVAL CORPORATION	09/07/2012	12/14/2012	189.00	184.00	5.00
4. CARNIVAL CORPORATION	09/07/2012	12/17/2012	152.00	148.00	4.00
6. CARNIVAL CORPORATION	09/07/2012	12/17/2012	231.00	221.00	10.00
14. CARNIVAL CORPORATION	VAR	12/17/2012	533.00	516.00	17.00
16. CARNIVAL CORPORATION	09/10/2012	12/17/2012	616.00	590.00	26.00
4. INTERCONTINENTAL EXCHAN	01/23/2012	12/17/2012	511.00	474.00	37.00
31. CARNIVAL CORPORATION	09/10/2012	12/18/2012	1,207.00	1,143.00	64.00
8. CARNIVAL CORPORATION	VAR	12/18/2012	314.00	295.00	19.00
8. CARNIVAL CORPORATION	09/26/2012	12/18/2012	313.00	295.00	18.00
38. CARNIVAL CORPORATION	VAR	12/18/2012	1,491.00	1,401.00	90.00
6. INTERCONTINENTAL EXCHAN	01/23/2012	12/18/2012	768.00	711.00	57.00
2307.667 THE ARBITRAGE FUN	02/24/2012	12/21/2012	29,330.00	30,306.00	-976.00
2. KINDER MORGAN INC	VAR	01/10/2013	74.00	63.00	11.00
2. KINDER MORGAN INC	06/22/2012	01/10/2013	74.00	63.00	11.00
2. KINDER MORGAN INC	06/22/2012	01/10/2013	74.00	63.00	11.00
13. KINDER MORGAN INC	VAR	01/10/2013	482.00	409.00	73.00
1. KINDER MORGAN INC	06/25/2012	01/11/2013	37.00	31.00	6.00
1. KINDER MORGAN INC	06/25/2012	01/11/2013	37.00	31.00	6.00

1b Total. Combine the amounts in column (f). Enter here and on Schedule D, line 1b

For Paperwork Reduction Act Notice, see the Instructions for Form 1041.

Schedule D-1 (Form 1041) 2012

JSA
2F1221 2 000

**SCHEDULE D-1
(Form 1041)**

**Continuation Sheet for Schedule D
(Form 1041)**

OMB No 1545-0092

2012

Department of the Treasury
Internal Revenue Service

▶ Attach to Schedule D to list additional transactions for lines 1a and 6a.

▶ Information about Schedule D (Form 1041) and its separate instructions is at www.irs.gov/form1041

Name of estate or trust
WEB MADDOX TRUST R77350008

Employer identification number
75-6347669

Part I Short-Term Capital Gains and Losses - Assets Held One Year or Less

(a) Description of property (Example 100 sh 7% preferred of "Z" Co)	(b) Date acquired (mo., day, yr)	(c) Date sold (mo., day, yr)	(d) Sales price	(e) Cost or other basis (see instructions)	(f) Gain or (loss) Subtract (e) from (d)
1a 2. KINDER MORGAN INC	06/25/2012	01/11/2013	74.00	62.00	12.00
1. KINDER MORGAN INC	06/25/2012	01/11/2013	37.00	31.00	6.00
2. KINDER MORGAN INC	06/25/2012	01/11/2013	74.00	62.00	12.00
2. KINDER MORGAN INC	06/25/2012	01/14/2013	74.00	62.00	12.00
3. LINKEDIN CORP - A	04/09/2012	01/14/2013	353.00	297.00	56.00
2. LINKEDIN CORP - A	04/09/2012	01/14/2013	235.00	198.00	37.00
1. KINDER MORGAN INC	06/25/2012	01/15/2013	37.00	31.00	6.00
2. KINDER MORGAN INC	VAR	01/15/2013	74.00	62.00	12.00
2. KINDER MORGAN INC	06/25/2012	01/15/2013	74.00	62.00	12.00
1. LINKEDIN CORP - A	04/09/2012	01/15/2013	118.00	99.00	19.00
3. LINKEDIN CORP - A	04/09/2012	01/15/2013	354.00	297.00	57.00
12. LINKEDIN CORP - A	04/09/2012	01/15/2013	1,414.00	1,188.00	226.00
1. KINDER MORGAN INC	06/25/2012	01/16/2013	37.00	31.00	6.00
1. KINDER MORGAN INC	06/25/2012	01/16/2013	37.00	31.00	6.00
1. KINDER MORGAN INC	06/25/2012	01/16/2013	37.00	31.00	6.00
5. KINDER MORGAN INC	VAR	01/16/2013	183.00	154.00	29.00
1. KINDER MORGAN INC	06/26/2012	01/16/2013	37.00	31.00	6.00
3. KINDER MORGAN INC	VAR	01/16/2013	110.00	92.00	18.00
2. KINDER MORGAN INC	06/26/2012	01/16/2013	73.00	62.00	11.00
2. LINKEDIN CORP - A	04/09/2012	01/16/2013	234.00	198.00	36.00
1. LINKEDIN CORP - A	04/09/2012	01/16/2013	118.00	99.00	19.00
6. LINKEDIN CORP - A	04/09/2012	01/16/2013	704.00	594.00	110.00
3. LINKEDIN CORP - A	04/09/2012	01/16/2013	354.00	297.00	57.00
2. KINDER MORGAN INC	06/26/2012	01/17/2013	75.00	62.00	13.00

1b Total. Combine the amounts in column (f). Enter here and on Schedule D, line 1b

For Paperwork Reduction Act Notice, see the Instructions for Form 1041.

Schedule D-1 (Form 1041) 2012

JSA
2F1221 2 000

**SCHEDULE D-1
(Form 1041)**

**Continuation Sheet for Schedule D
(Form 1041)**

OMB No 1545-0092

2012

Department of the Treasury
Internal Revenue Service

▶ Attach to Schedule D to list additional transactions for lines 1a and 6a.

▶ Information about Schedule D (Form 1041) and its separate instructions is at www.irs.gov/form1041

Name of estate or trust: **WEB MADDOX TRUST R77350008** Employer identification number: **75-6347669**

Part I Short-Term Capital Gains and Losses - Assets Held One Year or Less

(a) Description of property (Example 100 sh 7% preferred of "Z" Co)	(b) Date acquired (mo, day, yr)	(c) Date sold (mo, day, yr)	(d) Sales price	(e) Cost or other basis (see instructions)	(f) Gain or (loss) Subtract (e) from (d)
9. KINDER MORGAN INC	06/26/2012	01/17/2013	335.00	277.00	58.00
1. KINDER MORGAN INC	06/26/2012	01/17/2013	37.00	31.00	6.00
2. KINDER MORGAN INC	06/26/2012	01/17/2013	74.00	62.00	12.00
3. KINDER MORGAN INC	VAR	01/17/2013	112.00	93.00	19.00
2. KINDER MORGAN INC	06/27/2012	01/17/2013	74.00	62.00	12.00
1. LINKEDIN CORP - A	04/09/2012	01/17/2013	118.00	99.00	19.00
2. LINKEDIN CORP - A	04/09/2012	01/17/2013	237.00	198.00	39.00
3. LINKEDIN CORP - A	04/09/2012	01/17/2013	355.00	297.00	58.00
1. KINDER MORGAN INC	06/27/2012	01/18/2013	37.00	31.00	6.00
1. KINDER MORGAN INC	06/27/2012	01/18/2013	37.00	31.00	6.00
7. KINDER MORGAN INC	VAR	01/18/2013	260.00	218.00	42.00
2. KINDER MORGAN INC	VAR	01/18/2013	75.00	62.00	13.00
1. KINDER MORGAN INC	06/27/2012	01/18/2013	37.00	31.00	6.00
5. KINDER MORGAN INC	VAR	01/18/2013	186.00	155.00	31.00
1. KINDER MORGAN INC	06/27/2012	01/22/2013	38.00	31.00	7.00
3. KINDER MORGAN INC	06/27/2012	01/22/2013	113.00	93.00	20.00
2. KINDER MORGAN INC	VAR	01/22/2013	75.00	62.00	13.00
5. KINDER MORGAN INC	06/28/2012	01/22/2013	188.00	155.00	33.00
4. KINDER MORGAN INC	VAR	01/22/2013	151.00	124.00	27.00
2. KINDER MORGAN INC	06/28/2012	01/22/2013	75.00	62.00	13.00
1. KINDER MORGAN INC	06/28/2012	01/23/2013	38.00	31.00	7.00
1. KINDER MORGAN INC	06/28/2012	01/23/2013	38.00	31.00	7.00
2. KINDER MORGAN INC	06/28/2012	01/23/2013	75.00	62.00	13.00
2. KINDER MORGAN INC	VAR	01/23/2013	75.00	62.00	13.00

1b Total. Combine the amounts in column (f). Enter here and on Schedule D, line 1b

For Paperwork Reduction Act Notice, see the Instructions for Form 1041.

Schedule D-1 (Form 1041) 2012

JSA
2F1221 2 000

**SCHEDULE D-1
(Form 1041)**

**Continuation Sheet for Schedule D
(Form 1041)**

OMB No 1545-0092

2012

Department of the Treasury
Internal Revenue Service

▶ Attach to Schedule D to list additional transactions for lines 1a and 6a.

▶ Information about Schedule D (Form 1041) and its separate instructions is at www.irs.gov/form1041

Name of estate or trust
WEB MADDOX TRUST R77350008

Employer identification number
75-6347669

Part I Short-Term Capital Gains and Losses - Assets Held One Year or Less

(a) Description of property (Example 100 sh 7% preferred of "Z" Co)	(b) Date acquired (mo., day, yr.)	(c) Date sold (mo., day, yr.)	(d) Sales price	(e) Cost or other basis (see instructions)	(f) Gain or (loss) Subtract (e) from (d)
1a 1. KINDER MORGAN INC	06/28/2012	01/24/2013	37.00	31.00	6.00
1. KINDER MORGAN INC	06/28/2012	01/24/2013	37.00	31.00	6.00
1. KINDER MORGAN INC	06/28/2012	01/24/2013	38.00	31.00	7.00
1. KINDER MORGAN INC	06/29/2012	01/25/2013	37.00	32.00	5.00
5. KINDER MORGAN INC	VAR	01/25/2013	186.00	160.00	26.00
1. KINDER MORGAN INC	06/29/2012	01/25/2013	37.00	32.00	5.00
7. KINDER MORGAN INC	VAR	01/28/2013	262.00	224.00	38.00
1. KINDER MORGAN INC	06/29/2012	01/28/2013	37.00	32.00	5.00
3. KINDER MORGAN INC	06/29/2012	01/29/2013	112.00	97.00	15.00
1. AMERICAN EXPRESS CO	10/22/2012	02/01/2013	60.00	57.00	3.00
5. AMERICAN EXPRESS CO	10/22/2012	02/01/2013	299.00	283.00	16.00
5. AMERICAN EXPRESS CO	10/22/2012	02/01/2013	299.00	283.00	16.00
1. AMERICAN EXPRESS CO	10/22/2012	02/01/2013	60.00	57.00	3.00
7. AMERICAN EXPRESS CO	10/23/2012	02/01/2013	419.00	392.00	27.00
1. AMERICAN EXPRESS CO	10/23/2012	02/04/2013	60.00	56.00	4.00
5. AMERICAN EXPRESS CO	10/23/2012	02/04/2013	296.00	279.00	17.00
7. AMERICAN EXPRESS CO	10/23/2012	02/04/2013	416.00	391.00	25.00
3. AMERICAN EXPRESS CO	10/23/2012	02/04/2013	179.00	167.00	12.00
1. AMERICAN EXPRESS CO	10/23/2012	02/04/2013	59.00	56.00	3.00
3. AMERICAN EXPRESS CO	10/23/2012	02/04/2013	179.00	167.00	12.00
7. AMERICAN EXPRESS CO	10/23/2012	02/04/2013	417.00	391.00	26.00
1. AMERICAN EXPRESS CO	10/23/2012	02/04/2013	59.00	56.00	3.00
15. CME GROUP INC	02/14/2012	02/04/2013	872.00	869.00	3.00
30. CAREFUSION CORPORATION	VAR	02/04/2013	924.00	768.00	156.00

1b Total. Combine the amounts in column (f). Enter here and on Schedule D, line 1b

For Paperwork Reduction Act Notice, see the Instructions for Form 1041.

Schedule D-1 (Form 1041) 2012

JSA
2F1221 2 000

**SCHEDULE D-1
(Form 1041)**

**Continuation Sheet for Schedule D
(Form 1041)**

OMB No 1545-0092

2012

Department of the Treasury
Internal Revenue Service

▶ Attach to Schedule D to list additional transactions for lines 1a and 6a.

▶ Information about Schedule D (Form 1041) and its separate instructions is at www.irs.gov/form1041

Name of estate or trust: **WEB MADDOX TRUST R77350008** Employer identification number: **75-6347669**

Part I Short-Term Capital Gains and Losses - Assets Held One Year or Less

(a) Description of property (Example 100 sh 7% preferred of "Z" Co)	(b) Date acquired (mo., day, yr.)	(c) Date sold (mo., day, yr.)	(d) Sales price	(e) Cost or other basis (see instructions)	(f) Gain or (loss) Subtract (e) from (d)
1a 15. FLUOR CORP	VAR	02/04/2013	973.00	738.00	235.00
2. GOOGLE INC	07/11/2012	02/04/2013	1,525.00	1,141.00	384.00
10. PEPSICO INC	07/27/2012	02/04/2013	726.00	723.00	3.00
10. PHILIP MORRIS INTERNAT	02/21/2012	02/04/2013	871.00	823.00	48.00
10. PHILLIPS 66	10/16/2012	02/04/2013	616.00	459.00	157.00
15. ENSCO PLC	07/02/2012	02/04/2013	962.00	702.00	260.00
4. AMERICAN EXPRESS CO	10/23/2012	02/05/2013	240.00	223.00	17.00
7. AMERICAN EXPRESS CO	10/23/2012	02/05/2013	423.00	391.00	32.00
2. AMERICAN EXPRESS CO	10/23/2012	02/05/2013	121.00	112.00	9.00
3. AMERICAN EXPRESS CO	10/23/2012	02/05/2013	181.00	167.00	14.00
6. AMERICAN EXPRESS CO	VAR	02/05/2013	362.00	335.00	27.00
2. AMERICAN EXPRESS CO	10/23/2012	02/05/2013	121.00	111.00	10.00
4. TIME WARNER CABLE INC	07/27/2012	02/07/2013	351.00	338.00	13.00
37. TIME WARNER CABLE INC	07/27/2012	02/07/2013	3,244.00	3,129.00	115.00
11. NETAPP INC	03/20/2012	02/08/2013	391.00	499.00	-108.00
8. TIME WARNER CABLE INC	07/27/2012	02/08/2013	700.00	677.00	23.00
103. NETAPP INC	VAR	02/11/2013	3,656.00	3,843.00	-187.00
14. HALLIBURTON CO	VAR	02/13/2013	574.00	511.00	63.00
86. HALLIBURTON CO	VAR	02/13/2013	3,510.00	3,149.00	361.00
10. PIONEER NAT RES CO	04/19/2012	02/26/2013	1,213.00	1,059.00	154.00
1. PIONEER NAT RES CO	04/19/2012	02/26/2013	122.00	106.00	16.00
5. PIONEER NAT RES CO	04/19/2012	02/26/2013	611.00	529.00	82.00
3. PIONEER NAT RES CO	04/19/2012	02/26/2013	371.00	318.00	53.00
6. PIONEER NAT RES CO	04/19/2012	02/26/2013	742.00	635.00	107.00

1b Total. Combine the amounts in column (f) Enter here and on Schedule D, line 1b

For Paperwork Reduction Act Notice, see the Instructions for Form 1041.

Schedule D-1 (Form 1041) 2012

JSA
2F1221 2 000

SCHEDULE D-1
(Form 1041)

Continuation Sheet for Schedule D
(Form 1041)

OMB No 1545-0092

2012

Department of the Treasury
Internal Revenue Service

Attach to Schedule D to list additional transactions for lines 1a and 6a.

Information about Schedule D (Form 1041) and its separate instructions is at www.irs.gov/form1041

Name of estate or trust

WEB MADDOX TRUST R77350008

Employer identification number

75-6347669

Part I Short-Term Capital Gains and Losses - Assets Held One Year or Less

(a) Description of property (Example 100 sh 7% preferred of "Z" Co)	(b) Date acquired (mo., day, yr.)	(c) Date sold (mo., day, yr.)	(d) Sales price	(e) Cost or other basis (see instructions)	(f) Gain or (loss) Subtract (e) from (d)
1a 65. FREEPORT-MCMORAN COPPE B	03/20/2012	03/01/2013	2,040.00	2,536.00	-496.00
6. CBS CORP	12/03/2012	03/19/2013	280.00	217.00	63.00
9. CBS CORP	12/03/2012	03/19/2013	411.00	325.00	86.00
5. CBS CORP	12/03/2012	03/19/2013	233.00	181.00	52.00
13. CBS CORP	12/03/2012	03/19/2013	595.00	470.00	125.00
3. CBS CORP	12/03/2012	03/19/2013	137.00	108.00	29.00
8. CBS CORP	12/03/2012	03/19/2013	365.00	289.00	76.00
6. CBS CORP	VAR	03/19/2013	273.00	217.00	56.00
10. CBS CORP	VAR	03/20/2013	464.00	358.00	106.00
3. CBS CORP	12/04/2012	03/20/2013	139.00	107.00	32.00
10. CBS CORP	12/04/2012	03/20/2013	463.00	357.00	106.00
11. CBS CORP	12/04/2012	03/25/2013	500.00	393.00	107.00
23. CBS CORP	12/04/2012	03/25/2013	1,046.00	822.00	224.00
7. CBS CORP	12/04/2012	03/25/2013	318.00	250.00	68.00
7. CBS CORP	12/04/2012	03/26/2013	320.00	250.00	70.00
8. CBS CORP	VAR	03/26/2013	364.00	286.00	78.00
5. CBS CORP	12/05/2012	03/26/2013	227.00	178.00	49.00
8. CBS CORP	12/05/2012	03/28/2013	374.00	286.00	88.00
6. CBS CORP	12/05/2012	03/28/2013	278.00	214.00	64.00

1b Total. Combine the amounts in column (f). Enter here and on Schedule D, line 1b 13,952.00

For Paperwork Reduction Act Notice, see the Instructions for Form 1041.

Schedule D-1 (Form 1041) 2012

JSA
2F1221 2 000

Name of estate or trust as shown on Form 1041 Do not enter name and employer identification number if shown on the other side

Employer identification number

WEB MADDOX TRUST R77350008

75-6347669

Part II Long-Term Capital Gains and Losses - Assets Held More Than One Year

(a) Description of property (Example 100 sh 7% preferred of "Z" Co)	(b) Date acquired (mo., day, yr.)	(c) Date sold (mo., day, yr.)	(d) Sales price	(e) Cost or other basis (see instructions)	(f) Gain or (loss) Subtract (e) from (d)
6a 20. AMAZON COM INC	VAR	04/09/2012	3,842.00	2,094.00	1,748.00
75. CAMPBELL SOUP CO	07/16/2010	04/12/2012	2,483.00	2,688.00	-205.00
3. MERCK & CO INC	09/14/2009	04/13/2012	114.00	110.00	4.00
4. MERCK & CO INC	09/14/2009	04/13/2012	151.00	146.00	5.00
4. MERCK & CO INC	09/14/2009	04/13/2012	152.00	146.00	6.00
2. MERCK & CO INC	09/14/2009	04/13/2012	76.00	73.00	3.00
7. MERCK & CO INC	09/14/2009	04/13/2012	266.00	256.00	10.00
63. XILINX INC	VAR	04/13/2012	2,230.00	1,812.00	418.00
2. MERCK & CO INC	09/14/2009	04/16/2012	76.00	73.00	3.00
3. MERCK & CO INC	09/14/2009	04/16/2012	114.00	110.00	4.00
5. MERCK & CO INC	09/14/2009	04/16/2012	190.00	183.00	7.00
1. MERCK & CO INC	09/14/2009	04/16/2012	38.00	37.00	1.00
12. MERCK & CO INC	09/14/2009	04/16/2012	456.00	439.00	17.00
4. MERCK & CO INC	09/14/2009	04/16/2012	152.00	146.00	6.00
10. MERCK & CO INC	09/14/2009	04/16/2012	380.00	365.00	15.00
1. MERCK & CO INC	09/14/2009	04/16/2012	38.00	37.00	1.00
4. MERCK & CO INC	09/14/2009	04/16/2012	152.00	146.00	6.00
8. MERCK & CO INC	09/14/2009	04/16/2012	304.00	292.00	12.00
35. XILINX INC	03/16/2011	04/16/2012	1,234.00	1,123.00	111.00
9. MERCK & CO INC	09/14/2009	04/17/2012	342.00	329.00	13.00
2. MERCK & CO INC	09/14/2009	04/17/2012	76.00	73.00	3.00
23. MERCK & CO INC	09/14/2009	04/17/2012	879.00	840.00	39.00
4. MERCK & CO INC	09/14/2009	04/17/2012	153.00	146.00	7.00
14. XILINX INC	03/16/2011	04/17/2012	499.00	449.00	50.00
. TIME WARNER INC		04/18/2012	15.00		15.00

6b Total. Combine the amounts in column (f). Enter here and on Schedule D, line 6b

Name of estate or trust as shown on Form 1041 Do not enter name and employer identification number if shown on the other side

Employer identification number

WEB MADDOX TRUST R77350008

75-6347669

Part II Long-Term Capital Gains and Losses - Assets Held More Than One Year

(a) Description of property (Example 100 sh 7% preferred of "Z" Co)	(b) Date acquired (mo, day, yr)	(c) Date sold (mo, day, yr)	(d) Sales price	(e) Cost or other basis (see instructions)	(f) Gain or (loss) Subtract (e) from (d)
6a 38. XILINX INC	03/16/2011	04/18/2012	1,341.00	1,220.00	121.00
124. JUNIPER NETWORKS INC	VAR	04/23/2012	2,510.00	2,458.00	52.00
7. MERCK & CO INC	09/14/2009	04/23/2012	268.00	256.00	12.00
1. MERCK & CO INC	09/14/2009	04/23/2012	38.00	37.00	1.00
45. DEVON ENERGY CORP NEW	VAR	04/24/2012	3,006.00	3,115.00	-109.00
8. MERCK & CO INC	09/14/2009	04/24/2012	306.00	292.00	14.00
1. MERCK & CO INC	09/14/2009	04/24/2012	38.00	37.00	1.00
65000. DB REN SPX 04/25/12	04/08/2011	04/25/2012	70,091.00	64,350.00	5,741.00
15. MERCK & CO INC	09/14/2009	04/25/2012	574.00	548.00	26.00
1. MERCK & CO INC	09/14/2009	04/26/2012	38.00	37.00	1.00
3. MERCK & CO INC	09/14/2009	04/26/2012	115.00	110.00	5.00
12. MERCK & CO INC	09/14/2009	04/26/2012	461.00	439.00	22.00
9. MERCK & CO INC	09/14/2009	04/27/2012	348.00	329.00	19.00
14. MERCK & CO INC	09/14/2009	04/27/2012	538.00	512.00	26.00
40000. CS BREN EAFE 05/02	04/21/2011	05/02/2012	35,783.00	39,600.00	-3,817.00
65000. BNP CONT BUFF EQ SP	05/06/2011	05/23/2012	65,325.00	64,350.00	975.00
26. NORFOLK SOUTHN CORP	08/02/2007	05/24/2012	1,750.00	1,175.00	575.00
6. NORFOLK SOUTHN CORP	08/02/2007	05/25/2012	403.00	271.00	132.00
8. NORFOLK SOUTHN CORP	VAR	05/25/2012	536.00	361.00	175.00
4. NORFOLK SOUTHN CORP	01/28/2008	05/25/2012	267.00	181.00	86.00
1. NORFOLK SOUTHN CORP	01/28/2008	05/25/2012	67.00	45.00	22.00
1. NORFOLK SOUTHN CORP	01/28/2008	05/25/2012	67.00	45.00	22.00
4. NORFOLK SOUTHN CORP	01/28/2008	05/25/2012	266.00	181.00	85.00
36. NORFOLK SOUTHN CORP	VAR	05/29/2012	2,405.00	1,626.00	779.00
12. NORFOLK SOUTHN CORP	01/12/2009	05/29/2012	807.00	542.00	265.00
6b Total. Combine the amounts in column (f). Enter here and on Schedule D, line 6b					

Schedule D-1 (Form 1041) 2012

Name of estate or trust as shown on Form 1041. Do not enter name and employer identification number if shown on the other side

Employer identification number

WEB MADDOX TRUST R77350008

75-6347669

Part II Long-Term Capital Gains and Losses - Assets Held More Than One Year

(a) Description of property (Example 100 sh 7% preferred of "Z" Co)	(b) Date acquired (mo., day, yr.)	(c) Date sold (mo., day, yr.)	(d) Sales price	(e) Cost or other basis (see instructions)	(f) Gain or (loss) Subtract (e) from (d)
6a 23. NORFOLK SOUTHN CORP	VAR	05/30/2012	1,506.00	1,039.00	467.00
7. NORFOLK SOUTHN CORP	01/15/2009	05/30/2012	459.00	316.00	143.00
19. NORFOLK SOUTHN CORP	01/15/2009	05/31/2012	1,241.00	858.00	383.00
13. NORFOLK SOUTHN CORP	01/15/2009	05/31/2012	853.00	587.00	266.00
72. US BANCORP DEL NEW	12/20/2007	06/05/2012	2,097.00	2,022.00	75.00
24. US BANCORP DEL NEW	12/20/2007	06/05/2012	701.00	674.00	27.00
70. US BANCORP DEL NEW	VAR	06/05/2012	2,042.00	1,966.00	76.00
41. US BANCORP DEL NEW	04/02/2009	06/05/2012	1,198.00	1,151.00	47.00
9. US BANCORP DEL NEW	04/02/2009	06/05/2012	263.00	253.00	10.00
9. US BANCORP DEL NEW	04/02/2009	06/05/2012	263.00	253.00	10.00
4985.961 JPMORGAN HIGH YIE	03/11/2004	06/07/2012	38,691.00	40,622.00	-1,931.00
5681.029 DREYFUS/LAUREL FD	VAR	06/11/2012	76,978.00	78,723.00	-1,745.00
5. NIKE INC	01/07/2008	06/15/2012	504.00	309.00	195.00
14. NIKE INC	01/07/2008	06/15/2012	1,418.00	865.00	553.00
8. NIKE INC	01/07/2008	06/15/2012	802.00	494.00	308.00
3. NIKE INC	01/07/2008	06/18/2012	302.00	185.00	117.00
28. EXXON MOBIL CORP	01/07/2010	06/21/2012	2,308.00	1,580.00	728.00
37. PROCTER & GAMBLE CO	07/31/2007	06/21/2012	2,216.00	2,198.00	18.00
57. CVS CORP	VAR	06/22/2012	2,605.00	1,699.00	906.00
12. CVS CORP	07/28/2010	06/22/2012	549.00	382.00	167.00
25. CVS CORP	07/28/2010	06/22/2012	1,143.00	796.00	347.00
2. WILLIAMS COS INC	05/05/2011	06/22/2012	56.00	51.00	5.00
4. WILLIAMS COS INC	05/05/2011	06/22/2012	113.00	101.00	12.00
3. WILLIAMS COS INC	05/05/2011	06/22/2012	85.00	76.00	9.00
3. WILLIAMS COS INC	05/05/2011	06/22/2012	85.00	76.00	9.00

6b Total. Combine the amounts in column (f). Enter here and on Schedule D, line 6b

Name of estate or trust as shown on Form 1041 Do not enter name and employer identification number if shown on the other side

Employer identification number

WEB MADDOX TRUST R77350008

75-6347669

Part II Long-Term Capital Gains and Losses - Assets Held More Than One Year

(a) Description of property (Example 100 sh 7% preferred of "Z" Co)	(b) Date acquired (mo., day, yr)	(c) Date sold (mo., day, yr)	(d) Sales price	(e) Cost or other basis (see instructions)	(f) Gain or (loss) Subtract (e) from (d)
6a 1. WILLIAMS COS INC	05/05/2011	06/22/2012	28.00	25.00	3.00
13. WILLIAMS COS INC	05/05/2011	06/22/2012	369.00	329.00	40.00
1. WILLIAMS COS INC	05/05/2011	06/25/2012	28.00	25.00	3.00
1. WILLIAMS COS INC	05/05/2011	06/25/2012	27.00	25.00	2.00
1. WILLIAMS COS INC	05/05/2011	06/25/2012	28.00	25.00	3.00
1. WILLIAMS COS INC	05/05/2011	06/25/2012	27.00	25.00	2.00
1. WILLIAMS COS INC	05/05/2011	06/25/2012	28.00	25.00	3.00
1. WILLIAMS COS INC	05/05/2011	06/25/2012	27.00	25.00	2.00
7. WILLIAMS COS INC	05/05/2011	06/25/2012	191.00	177.00	14.00
4. WILLIAMS COS INC	05/05/2011	06/25/2012	109.00	101.00	8.00
2. WILLIAMS COS INC	05/05/2011	06/25/2012	55.00	51.00	4.00
2344.474 JPMORGAN ASIA EQU	VAR	06/26/2012	64,590.00	65,597.00	-1,007.00
1. WILLIAMS COS INC	05/05/2011	06/26/2012	28.00	25.00	3.00
3. WILLIAMS COS INC	05/05/2011	06/26/2012	83.00	76.00	7.00
1. WILLIAMS COS INC	05/05/2011	06/26/2012	28.00	25.00	3.00
9. WILLIAMS COS INC	05/05/2011	06/26/2012	249.00	227.00	22.00
14. WILLIAMS COS INC	05/05/2011	06/26/2012	389.00	354.00	35.00
2. WILLIAMS COS INC	05/05/2011	06/27/2012	56.00	51.00	5.00
5. WILLIAMS COS INC	05/05/2011	06/27/2012	141.00	126.00	15.00
1. WILLIAMS COS INC	05/05/2011	06/27/2012	28.00	25.00	3.00
1. WILLIAMS COS INC	05/05/2011	06/27/2012	28.00	25.00	3.00
1. WILLIAMS COS INC	05/05/2011	06/27/2012	28.00	25.00	3.00
11. WILLIAMS COS INC	05/05/2011	06/27/2012	309.00	278.00	31.00
1. WILLIAMS COS INC	05/05/2011	06/27/2012	28.00	25.00	3.00
1. WILLIAMS COS INC	05/05/2011	06/27/2012	28.00	25.00	3.00

6b Total. Combine the amounts in column (f). Enter here and on Schedule D, line 6b

Name of estate or trust as shown on Form 1041 Do not enter name and employer identification number if shown on the other side

Employer identification number

WEB MADDOX TRUST R77350008

75-6347669

Part II Long-Term Capital Gains and Losses - Assets Held More Than One Year

(a) Description of property (Example 100 sh 7% preferred of "Z" Co)	(b) Date acquired (mo, day, yr)	(c) Date sold (mo, day, yr)	(d) Sales price	(e) Cost or other basis (see instructions)	(f) Gain or (loss) Subtract (e) from (d)
6a 2. WILLIAMS COS INC	05/05/2011	06/27/2012	56.00	51.00	5.00
5. WILLIAMS COS INC	VAR	06/27/2012	140.00	127.00	13.00
3. WILLIAMS COS INC	05/05/2011	06/27/2012	85.00	76.00	9.00
1. WILLIAMS COS INC	05/05/2011	06/27/2012	28.00	25.00	3.00
1. WILLIAMS COS INC	05/05/2011	06/27/2012	28.00	25.00	3.00
2. WILLIAMS COS INC	05/05/2011	06/28/2012	56.00	51.00	5.00
6. WILLIAMS COS INC	05/05/2011	06/28/2012	168.00	152.00	16.00
4. WILLIAMS COS INC	05/05/2011	06/28/2012	111.00	101.00	10.00
6. WILLIAMS COS INC	05/05/2011	06/28/2012	168.00	152.00	16.00
4. WILLIAMS COS INC	05/05/2011	06/28/2012	112.00	101.00	11.00
225. EMC CORP	VAR	07/06/2012	5,331.00	4,606.00	725.00
18. CVS CORP	07/28/2010	07/09/2012	849.00	573.00	276.00
85. CISCO SYS INC	VAR	07/11/2012	1,396.00	1,872.00	-476.00
5. HUMANA INC	04/11/2011	07/11/2012	373.00	348.00	25.00
2. HUMANA INC	04/11/2011	07/11/2012	149.00	139.00	10.00
13. YUM BRANDS INC	07/18/2008	07/11/2012	807.00	459.00	348.00
8. HUMANA INC	04/11/2011	07/12/2012	589.00	557.00	32.00
29. YUM BRANDS INC	07/18/2008	07/12/2012	1,812.00	1,023.00	789.00
2. HUMANA INC	04/11/2011	07/16/2012	149.00	139.00	10.00
1. HUMANA INC	04/11/2011	07/16/2012	75.00	70.00	5.00
1. HUMANA INC	04/11/2011	07/17/2012	74.00	70.00	4.00
23. CAMERON INTERNATIONAL	04/28/2011	07/18/2012	1,036.00	1,218.00	-182.00
37. CAMERON INTERNATIONAL	VAR	07/18/2012	1,665.00	1,924.00	-259.00
90. DU PONT E I DE NEMOURS	VAR	07/18/2012	4,375.00	3,225.00	1,150.00
3. HUMANA INC	04/11/2011	07/18/2012	220.00	209.00	11.00

6b Total. Combine the amounts in column (f) Enter here and on Schedule D, line 6b

Name of estate or trust as shown on Form 1041 Do not enter name and employer identification number if shown on the other side

Employer identification number

WEB MADDOX TRUST R77350008

75-6347669

Part II Long-Term Capital Gains and Losses - Assets Held More Than One Year

(a) Description of property (Example 100 sh 7% preferred of "Z" Co)	(b) Date acquired (mo., day, yr.)	(c) Date sold (mo., day, yr.)	(d) Sales price	(e) Cost or other basis (see instructions)	(f) Gain or (loss) Subtract (e) from (d)
6a 1. HUMANA INC	04/11/2011	07/18/2012	73.00	70.00	3.00
1. HUMANA INC	04/11/2011	07/18/2012	73.00	70.00	3.00
1. HUMANA INC	04/11/2011	07/19/2012	74.00	70.00	4.00
1. HUMANA INC	04/11/2011	07/19/2012	74.00	70.00	4.00
1. HUMANA INC	04/11/2011	07/19/2012	75.00	70.00	5.00
1. HUMANA INC	04/11/2011	07/20/2012	74.00	70.00	4.00
1. HUMANA INC	04/11/2011	07/20/2012	74.00	70.00	4.00
65. COLGATE PALMOLIVE CO	VAR	07/27/2012	6,962.00	5,306.00	1,656.00
30. EXXON MOBIL CORP	VAR	07/27/2012	2,586.00	1,814.00	772.00
29. COGNIZANT TECHNOLOGY S	02/26/2010	08/03/2012	1,668.00	1,397.00	271.00
A 8. COGNIZANT TECHNOLOGY SO	02/26/2010	08/03/2012	458.00	385.00	73.00
65000. SG CONT BUFF EQ SPX	08/05/2011	08/22/2012	76,857.00	64,350.00	12,507.00
32. EXXON MOBIL CORP	VAR	09/07/2012	2,872.00	2,115.00	757.00
30. EXXON MOBIL CORP	11/02/2010	09/13/2012	2,738.00	2,041.00	697.00
1. NIKE INC	01/07/2008	09/18/2012	98.00	62.00	36.00
1. NIKE INC	01/07/2008	09/18/2012	97.00	62.00	35.00
17. NIKE INC	01/07/2008	09/18/2012	1,661.00	1,050.00	611.00
7. APPLE COMPUTER INC	01/08/2008	09/19/2012	4,909.00	914.00	3,995.00
8. NIKE INC	01/07/2008	09/19/2012	799.00	494.00	305.00
7. NIKE INC	01/07/2008	09/19/2012	693.00	432.00	261.00
9. NIKE INC	01/07/2008	09/20/2012	875.00	556.00	319.00
2. NIKE INC	01/07/2008	09/20/2012	196.00	124.00	72.00
1. NIKE INC	03/30/2011	09/21/2012	97.00	77.00	20.00
3. NIKE INC	03/30/2011	09/25/2012	288.00	231.00	57.00
3546.189 THE ARBITRAGE FUN	09/15/2010	09/26/2012	46,242.00	46,571.00	-329.00

6b Total. Combine the amounts in column (f). Enter here and on Schedule D, line 6b

Name of estate or trust as shown on Form 1041 Do not enter name and employer identification number if shown on the other side

Employer identification number

WEB MADDOX TRUST R77350008

75-6347669

Part II Long-Term Capital Gains and Losses - Assets Held More Than One Year

(a) Description of property (Example 100 sh 7% preferred of "Z" Co)	(b) Date acquired (mo, day, yr)	(c) Date sold (mo, day, yr)	(d) Sales price	(e) Cost or other basis (see instructions)	(f) Gain or (loss) Subtract (e) from (d)
6a 248. CBS CORP	VAR	09/26/2012	8,840.00	7,014.00	1,826.00
3291.456 EATON VANCE MUT F	06/23/2010	09/26/2012	32,651.00	34,068.00	-1,417.00
920.873 JPMORGAN US REAL E	03/23/2010	09/26/2012	16,603.00	12,715.00	3,888.00
1. NIKE INC	03/30/2011	09/26/2012	96.00	77.00	19.00
12. ADT CORPORATION	06/02/2010	10/04/2012	462.00	598.00	-136.00
2. ADT CORPORATION	06/02/2010	10/05/2012	77.00	100.00	-23.00
27. ADT CORPORATION	VAR	10/05/2012	1,019.00	645.00	374.00
30. ADT CORPORATION	VAR	10/10/2012	1,124.00	797.00	327.00
. ADT CORPORATION		10/11/2012	19.00		19.00
40000. BARC BREN EAFE 10/	09/23/2011	10/11/2012	48,612.00	39,600.00	9,012.00
. PENTAIR LTD		10/11/2012	34.00		34.00
25. KRAFT FOODS GROUP INC	VAR	10/15/2012	1,179.00	910.00	269.00
7. KRAFT FOODS GROUP INC	08/04/2011	10/15/2012	330.00	256.00	74.00
2. KRAFT FOODS GROUP INC	08/04/2011	10/15/2012	94.00	73.00	21.00
17. KRAFT FOODS GROUP INC	VAR	10/15/2012	805.00	625.00	180.00
5.06 ADT CORPORATION	01/13/2011	10/16/2012	189.00	148.00	41.00
47. KRAFT FOODS GROUP INC	VAR	10/16/2012	2,202.00	1,710.00	492.00
27. DU PONT E I DE NEMOURS	06/02/2010	10/17/2012	1,343.00	960.00	383.00
19. DU PONT E I DE NEMOURS	06/02/2010	10/18/2012	954.00	676.00	278.00
21. DU PONT E I DE NEMOURS	VAR	10/18/2012	1,047.00	754.00	293.00
10. CENTERPOINT ENERGY INC	03/10/2011	10/19/2012	214.00	161.00	53.00
43. CENTERPOINT ENERGY INC	03/10/2011	10/19/2012	920.00	691.00	229.00
11. CAPITAL ONE FINL CORP	VAR	10/22/2012	660.00	455.00	205.00
29. CAPITAL ONE FINL CORP	VAR	10/22/2012	1,738.00	1,257.00	481.00
1. CENTERPOINT ENERGY INC	03/10/2011	10/22/2012	21.00	16.00	5.00
6b Total. Combine the amounts in column (f). Enter here and on Schedule D, line 6b					

Name of estate or trust as shown on Form 1041 Do not enter name and employer identification number if shown on the other side

Employer identification number

WEB MADDOX TRUST R77350008

75-6347669

Part II Long-Term Capital Gains and Losses - Assets Held More Than One Year

(a) Description of property (Example 100 sh 7% preferred of "Z" Co)	(b) Date acquired (mo., day, yr.)	(c) Date sold (mo., day, yr.)	(d) Sales price	(e) Cost or other basis (see instructions)	(f) Gain or (loss) Subtract (e) from (d)
6a 36. CENTERPOINT ENERGY INC	03/10/2011	10/22/2012	764.00	579.00	185.00
115. CENTERPOINT ENERGY INC	VAR	10/22/2012	2,440.00	1,850.00	590.00
2. CENTERPOINT ENERGY INC	03/14/2011	10/22/2012	42.00	32.00	10.00
2. CENTERPOINT ENERGY INC	03/14/2011	10/22/2012	42.00	32.00	10.00
. KRAFT FOODS GROUP INC		10/22/2012	16.00		16.00
4. CAPITAL ONE FINL CORP	08/12/2011	10/23/2012	238.00	180.00	58.00
6. CAPITAL ONE FINL CORP	VAR	10/23/2012	357.00	270.00	87.00
. APPLE COMPUTER INC		10/24/2012	12.00		12.00
93. LOWES COS INC	VAR	10/24/2012	3,020.00	2,145.00	875.00
14. LOWES COS INC	02/19/2010	10/24/2012	452.00	323.00	129.00
9. LOWES COS INC	02/19/2010	10/25/2012	286.00	208.00	78.00
10. LOWES COS INC	VAR	10/25/2012	323.00	231.00	92.00
9. COVIDIEN PLC NEW	06/08/2009	10/26/2012	494.00	333.00	161.00
35000. HSBC MARKET PLUS GO 10/29/12	10/14/2011	10/30/2012	36,017.00	34,650.00	1,367.00
5. COVIDIEN PLC NEW	06/08/2009	10/31/2012	275.00	185.00	90.00
4. COVIDIEN PLC NEW	06/08/2009	11/01/2012	221.00	148.00	73.00
2. COVIDIEN PLC NEW	06/08/2009	11/01/2012	111.00	74.00	37.00
10. COVIDIEN PLC NEW	06/08/2009	11/02/2012	559.00	370.00	189.00
34. AT&T INC	01/10/2008	11/05/2012	1,176.00	1,351.00	-175.00
8. EOG RESOURCES INC	VAR	11/05/2012	930.00	835.00	95.00
4. EOG RESOURCES INC	10/20/2010	11/05/2012	465.00	401.00	64.00
80. LAUDER ESTEE COS INC C	VAR	11/05/2012	4,752.00	4,060.00	692.00
12. PIONEER NAT RES CO	08/10/2011	11/05/2012	1,279.00	893.00	386.00
3. COVIDIEN PLC NEW	06/08/2009	11/05/2012	167.00	111.00	56.00
1. COVIDIEN PLC NEW	06/08/2009	11/06/2012	56.00	37.00	19.00

6b Total. Combine the amounts in column (f). Enter here and on Schedule D, line 6b

Name of estate or trust as shown on Form 1041 Do not enter name and employer identification number if shown on the other side

Employer identification number

WEB MADDOX TRUST R77350008

75-6347669

Part II Long-Term Capital Gains and Losses - Assets Held More Than One Year

(a) Description of property (Example 100 sh 7% preferred of "Z" Co)	(b) Date acquired (mo., day, yr.)	(c) Date sold (mo., day, yr.)	(d) Sales price	(e) Cost or other basis (see instructions)	(f) Gain or (loss) Subtract (e) from (d)
6a 15. CENTERPOINT ENERGY INC	03/14/2011	11/07/2012	312.00	238.00	74.00
31. CENTERPOINT ENERGY INC	03/14/2011	11/07/2012	648.00	492.00	156.00
40000. GS BREN EEM 11/05/1	10/19/2011	11/07/2012	46,093.00	39,600.00	6,493.00
. MICRON TECHNOLOGY INC		11/07/2012	70.00		70.00
4. CENTERPOINT ENERGY INC	03/14/2011	11/08/2012	83.00	63.00	20.00
121. CENTERPOINT ENERGY IN	VAR	11/08/2012	2,507.00	2,280.00	227.00
21. CENTERPOINT ENERGY INC	VAR	11/08/2012	430.00	392.00	38.00
36. CENTERPOINT ENERGY INC	08/11/2011	11/08/2012	748.00	664.00	84.00
3. GOLDMAN SACHS GROUP INC	10/15/2008	11/08/2012	348.00	355.00	-7.00
2. GOLDMAN SACHS GROUP INC	10/15/2008	11/08/2012	232.00	237.00	-5.00
1. GOLDMAN SACHS GROUP INC	10/15/2008	11/08/2012	117.00	118.00	-1.00
4. GOLDMAN SACHS GROUP INC	10/15/2008	11/08/2012	464.00	474.00	-10.00
2. GOLDMAN SACHS GROUP INC	10/15/2008	11/08/2012	231.00	237.00	-6.00
225. SPDR GOLD TRUST	VAR	11/08/2012	37,486.00	24,601.00	12,885.00
3. GOLDMAN SACHS GROUP INC	10/15/2008	11/09/2012	345.00	355.00	-10.00
7. GOLDMAN SACHS GROUP INC	12/16/2008	11/09/2012	812.00	829.00	-17.00
40000. CS BREN ASIA BASKET	10/28/2011	11/15/2012	42,260.00	39,600.00	2,660.00
13. JOHNSON CTLS INC	07/20/2006	11/15/2012	326.00	287.00	39.00
32. JOHNSON CTLS INC	07/20/2006	11/15/2012	803.00	707.00	96.00
13. JOHNSON CTLS INC	07/20/2006	11/15/2012	326.00	287.00	39.00
11. LAM RESEARCH CORPORATI	10/28/2011	11/15/2012	382.00	483.00	-101.00
61. JOHNSON CTLS INC	07/20/2006	11/16/2012	1,529.00	1,348.00	181.00
21. LAM RESEARCH CORPORATI	10/28/2011	11/16/2012	724.00	921.00	-197.00
18. LAM RESEARCH CORPORATI	10/28/2011	11/16/2012	617.00	790.00	-173.00
38. DU PONT E I DE NEMOURS	VAR	12/03/2012	1,628.00	1,395.00	233.00
6b Total. Combine the amounts in column (f) Enter here and on Schedule D, line 6b					

Schedule D-1 (Form 1041) 2012

Name of estate or trust as shown on Form 1041 Do not enter name and employer identification number if shown on the other side WEB MADDOX TRUST R77350008	Employer identification number 75-6347669
---	--

Part II Long-Term Capital Gains and Losses - Assets Held More Than One Year

(a) Description of property (Example 100 sh 7% preferred of "Z" Co)	(b) Date acquired (mo, day, yr)	(c) Date sold (mo, day, yr)	(d) Sales price	(e) Cost or other basis (see instructions)	(f) Gain or (loss) Subtract (e) from (d)
6a 32. DU PONT E I DE NEMOURS	VAR	12/03/2012	1,367.00	1,195.00	172.00
52. DU PONT E I DE NEMOURS	VAR	12/03/2012	2,213.00	2,400.00	-187.00
3. DU PONT E I DE NEMOURS	08/05/2011	12/04/2012	127.00	144.00	-17.00
30. DU PONT E I DE NEMOURS	VAR	12/04/2012	1,276.00	1,378.00	-102.00
. BANK OF AMERICA CORPORAT		12/05/2012	8.00		8.00
124. FREEPORT-MCMORAN COPP B	VAR	12/05/2012	4,067.00	4,454.00	-387.00
. ASML HOLDING N.V.		12/10/2012	9.00		9.00
23. AT&T INC	01/10/2008	12/14/2012	784.00	914.00	-130.00
68. AT&T INC	01/10/2008	12/14/2012	2,319.00	2,702.00	-383.00
2. INTERCONTINENTAL EXCHAN	08/10/2011	12/14/2012	258.00	225.00	33.00
8. INTERCONTINENTAL EXCHAN	08/10/2011	12/14/2012	1,025.00	892.00	133.00
. CASH RECEIPT SECURITIES		12/14/2012	278.00		278.00
7. INTERCONTINENTAL EXCHAN	08/10/2011	12/17/2012	895.00	781.00	114.00
2. INTERCONTINENTAL EXCHAN	08/10/2011	12/17/2012	255.00	223.00	32.00
79. AT&T INC	VAR	12/20/2012	2,682.00	2,881.00	-199.00
81. AT&T INC	VAR	12/21/2012	2,737.00	2,510.00	227.00
2376.246 THE ARBITRAGE FUN	09/15/2010	12/21/2012	30,202.00	31,206.00	-1,004.00
70. LENNAR CORP	09/30/2011	01/10/2013	2,869.00	967.00	1,902.00
18. LENNAR CORP	09/30/2011	01/10/2013	737.00	249.00	488.00
35. PROCTER & GAMBLE CO	07/31/2007	01/15/2013	2,442.00	2,079.00	363.00
. DELL INC		01/16/2013	6.00		6.00
1. GOLDMAN SACHS GROUP INC	12/16/2008	01/16/2013	141.00	118.00	23.00
7. GOLDMAN SACHS GROUP INC	12/16/2008	01/16/2013	978.00	829.00	149.00
7. GOLDMAN SACHS GROUP INC	12/16/2008	01/16/2013	987.00	829.00	158.00
7. GOLDMAN SACHS GROUP INC	VAR	01/16/2013	987.00	829.00	158.00
6b Total. Combine the amounts in column (f) Enter here and on Schedule D, line 6b					

Schedule D-1 (Form 1041) 2012

Name of estate or trust as shown on Form 1041 Do not enter name and employer identification number if shown on the other side

Employer identification number

WEB MADDOX TRUST R77350008

75-6347669

Part II Long-Term Capital Gains and Losses - Assets Held More Than One Year

(a) Description of property (Example 100 sh 7% preferred of "Z" Co)	(b) Date acquired (mo., day, yr.)	(c) Date sold (mo., day, yr.)	(d) Sales price	(e) Cost or other basis (see instructions)	(f) Gain or (loss) Subtract (e) from (d)
6a 1. GOLDMAN SACHS GROUP INC	12/22/2008	01/16/2013	140.00	118.00	22.00
4. GOLDMAN SACHS GROUP INC	12/22/2008	01/16/2013	557.00	474.00	83.00
5. ORACLE CORP	10/13/2009	01/16/2013	174.00	105.00	69.00
6. ORACLE CORP	10/13/2009	01/16/2013	209.00	126.00	83.00
12. ORACLE CORP	10/13/2009	01/16/2013	418.00	252.00	166.00
2. ORACLE CORP	10/13/2009	01/16/2013	70.00	42.00	28.00
3. ORACLE CORP	10/13/2009	01/16/2013	104.00	63.00	41.00
8. ORACLE CORP	10/13/2009	01/17/2013	277.00	168.00	109.00
46. ORACLE CORP	10/13/2009	01/17/2013	1,597.00	965.00	632.00
12. EOG RESOURCES INC	10/20/2010	01/18/2013	1,514.00	1,204.00	310.00
3. EOG RESOURCES INC	10/20/2010	01/18/2013	377.00	301.00	76.00
63. JOHNSON CTLS INC	VAR	01/18/2013	1,936.00	1,392.00	544.00
11. JOHNSON CTLS INC	03/19/2009	01/18/2013	338.00	243.00	95.00
30000. DB 95% PPN FX BASKE	07/29/2011	02/01/2013	28,500.00	30,021.00	-1,521.00
1476.288 EDGEWOOD GROWTH F	01/05/2011	02/04/2013	21,406.00	16,992.00	4,414.00
1. AMAZON COM INC	08/13/2010	02/04/2013	260.00	126.00	134.00
15. ANADARKO PETE CORP	09/20/2011	02/04/2013	1,210.00	1,143.00	67.00
4. APPLE COMPUTER INC	01/08/2008	02/04/2013	1,780.00	522.00	1,258.00
2. AUTOZONE INC	08/18/2011	02/04/2013	736.00	573.00	163.00
150. BANK OF AMERICA CORPO	07/18/2008	02/04/2013	1,722.00	4,467.00	-2,745.00
100. CISCO SYS INC	VAR	02/04/2013	2,081.00	2,202.00	-121.00
25. CITIGROUP INC NEW	VAR	02/04/2013	1,055.00	1,055.00	
10. COGNIZANT TECHNOLOGY S	02/26/2010	02/04/2013	783.00	482.00	301.00
A					
30. COMCAST CORP NEW CL A	12/07/2009	02/04/2013	1,139.00	509.00	630.00
20. EMERSON ELEC CO	05/18/2011	02/04/2013	1,147.00	1,082.00	65.00

6b Total. Combine the amounts in column (f). Enter here and on Schedule D, line 6b

Name of estate or trust as shown on Form 1041 Do not enter name and employer identification number if shown on the other side

Employer identification number

WEB MADDOX TRUST R77350008

75-6347669

Part II Long-Term Capital Gains and Losses - Assets Held More Than One Year

(a) Description of property (Example 100 sh 7% preferred of "Z" Co)	(b) Date acquired (mo., day, yr.)	(c) Date sold (mo., day, yr.)	(d) Sales price	(e) Cost or other basis (see instructions)	(f) Gain or (loss) Subtract (e) from (d)
6a 15. EXXON MOBIL CORP	11/02/2010	02/04/2013	1,334.00	1,020.00	314.00
55. FREEPORT-MCMORAN COPPE	VAR	02/04/2013	1,961.00	2,517.00	-556.00
B 20. GENERAL MLS INC	01/20/2009	02/04/2013	835.00	530.00	305.00
55. GENERAL MOTORS CO	11/18/2010	02/04/2013	1,540.00	1,957.00	-417.00
10. GOLDMAN SACHS GROUP IN	VAR	02/04/2013	1,471.00	1,582.00	-111.00
15. HOME DEPOT INC	09/29/2011	02/04/2013	996.00	507.00	489.00
15. HONEYWELL INTL INC	02/01/2010	02/04/2013	1,029.00	605.00	424.00
15. HUMANA INC	04/11/2011	02/04/2013	1,181.00	1,045.00	136.00
990.597 JPMORGAN LARGE CAP	01/05/2011	02/04/2013	24,616.00	21,242.00	3,374.00
30. LOWES COS INC	02/19/2010	02/04/2013	1,143.00	692.00	451.00
115. MERCK & CO INC	VAR	02/04/2013	4,710.00	4,104.00	606.00
30. METLIFE INC	01/21/2009	02/04/2013	1,123.00	878.00	245.00
110. MICROSOFT CORP	12/16/2002	02/04/2013	3,030.00	3,455.00	-425.00
35. MONDELEZ INTERNATIONAL	08/04/2011	02/04/2013	975.00	778.00	197.00
20. OCCIDENTAL PETE CORP	10/15/2009	02/04/2013	1,757.00	1,347.00	410.00
35. ORACLE CORP	10/13/2009	02/04/2013	1,235.00	734.00	501.00
25. PACCAR INC	VAR	02/04/2013	1,172.00	886.00	286.00
110. PFIZER INC	VAR	02/04/2013	3,003.00	1,674.00	1,329.00
15. PROCTER & GAMBLE CO	07/31/2007	02/04/2013	1,129.00	891.00	238.00
15. PRUDENTIAL FINL INC	04/02/2009	02/04/2013	865.00	582.00	283.00
20. QUALCOMM INC	01/14/2008	02/04/2013	1,321.00	751.00	570.00
25. SCHLUMBERGER LTD	05/12/2011	02/04/2013	1,988.00	2,071.00	-83.00
25. TIME WARNER INC	10/10/2008	02/04/2013	1,255.00	635.00	620.00
15. UNITED TECHNOLOGIES CO	01/20/2006	02/04/2013	1,341.00	829.00	512.00
20. UNITEDHEALTH GROUP INC	12/01/2010	02/04/2013	1,113.00	751.00	362.00

6b Total. Combine the amounts in column (f). Enter here and on Schedule D, line 6b

Name of estate or trust as shown on Form 1041 Do not enter name and employer identification number if shown on the other side

Employer identification number

WEB MADDOX TRUST R77350008

75-6347669

Part II Long-Term Capital Gains and Losses - Assets Held More Than One Year

(a) Description of property (Example: 100 sh 7% preferred of "Z" Co)	(b) Date acquired (mo., day, yr)	(c) Date sold (mo., day, yr)	(d) Sales price	(e) Cost or other basis (see instructions)	(f) Gain or (loss) Subtract (e) from (d)
6a 25. VERIZON COMMUNICATIONS	12/18/2006	02/04/2013	1,107.00	1,004.00	103.00
40. WALTER INDS INC	02/02/2012	02/04/2013	1,479.00	2,969.00	-1,490.00
65. WELLS FARGO & CO NEW	12/17/2007	02/04/2013	2,250.00	1,829.00	421.00
25. WILLIAMS COS INC	07/15/2011	02/04/2013	881.00	613.00	268.00
15. YUM BRANDS INC	VAR	02/04/2013	974.00	529.00	445.00
10. COVIDIEN PLC NEW	06/08/2009	02/04/2013	620.00	370.00	250.00
30. INVESCO LTD SHS	07/22/2010	02/04/2013	810.00	580.00	230.00
15. ACE LTD NEW	VAR	02/04/2013	1,268.00	689.00	579.00
2442.927 JPMORGAN STRATEGI OPPTYS FUND SEL	02/18/2009	02/06/2013	29,095.00	24,503.00	4,592.00
1563.115 JPMORGAN SHORT DU FUND	VAR	02/06/2013	17,179.00	17,027.00	152.00
56. JOHNSON CTLS INC	03/19/2009	02/07/2013	1,715.00	1,237.00	478.00
5. MERCK & CO INC	06/10/2010	02/07/2013	205.00	172.00	33.00
1. PFIZER INC	09/14/2009	02/07/2013	27.00	15.00	12.00
4. PFIZER INC	09/14/2009	02/07/2013	108.00	61.00	47.00
19. JOHNSON CTLS INC	VAR	02/08/2013	589.00	620.00	-31.00
16. MERCK & CO INC	06/10/2010	02/08/2013	657.00	549.00	108.00
41. NETAPP INC	09/20/2011	02/08/2013	1,474.00	1,461.00	13.00
4. NETAPP INC	09/20/2011	02/08/2013	143.00	143.00	
6. NETAPP INC	09/20/2011	02/08/2013	216.00	214.00	2.00
9. NETAPP INC	09/20/2011	02/08/2013	320.00	321.00	-1.00
2. PFIZER INC	09/14/2009	02/08/2013	54.00	30.00	24.00
7. PFIZER INC	09/14/2009	02/08/2013	188.00	107.00	81.00
4. PFIZER INC	09/14/2009	02/08/2013	107.00	61.00	46.00
17. PFIZER INC	09/14/2009	02/08/2013	457.00	259.00	198.00
1. PFIZER INC	09/14/2009	02/08/2013	27.00	15.00	12.00

6b Total. Combine the amounts in column (f) Enter here and on Schedule D, line 6b

Name of estate or trust as shown on Form 1041 Do not enter name and employer identification number if shown on the other side

Employer identification number

WEB MADDOX TRUST R77350008

75-6347669

Part II Long-Term Capital Gains and Losses - Assets Held More Than One Year

(a) Description of property (Example 100 sh. 7% preferred of "Z" Co)	(b) Date acquired (mo., day, yr)	(c) Date sold (mo., day, yr)	(d) Sales price	(e) Cost or other basis (see instructions)	(f) Gain or (loss) Subtract (e) from (d)
6a 5. PFIZER INC	09/14/2009	02/11/2013	135.00	76.00	59.00
20. PFIZER INC	09/14/2009	02/11/2013	542.00	304.00	238.00
1. PFIZER INC	09/14/2009	02/11/2013	27.00	15.00	12.00
3. PFIZER INC	09/14/2009	02/11/2013	82.00	46.00	36.00
1. PFIZER INC	09/14/2009	02/11/2013	27.00	15.00	12.00
3. PFIZER INC	09/14/2009	02/11/2013	81.00	46.00	35.00
2. PFIZER INC	09/14/2009	02/11/2013	54.00	30.00	24.00
3. PFIZER INC	09/14/2009	02/12/2013	81.00	46.00	35.00
14. PFIZER INC	09/14/2009	02/12/2013	379.00	213.00	166.00
2. PFIZER INC	09/14/2009	02/12/2013	54.00	30.00	24.00
1. PFIZER INC	09/14/2009	02/12/2013	27.00	15.00	12.00
3. PFIZER INC	09/14/2009	02/12/2013	81.00	46.00	35.00
2. PFIZER INC	09/14/2009	02/12/2013	54.00	30.00	24.00
8. PFIZER INC	09/14/2009	02/12/2013	216.00	122.00	94.00
1. PFIZER INC	09/14/2009	02/12/2013	27.00	15.00	12.00
3. PFIZER INC	09/14/2009	02/12/2013	81.00	46.00	35.00
7. GENERAL MLS INC	VAR	02/13/2013	300.00	186.00	114.00
84. GENERAL MLS INC	03/23/2009	02/13/2013	3,605.00	2,228.00	1,377.00
2. PFIZER INC	09/14/2009	02/13/2013	54.00	30.00	24.00
8. PFIZER INC	09/14/2009	02/13/2013	216.00	122.00	94.00
4. PFIZER INC	09/14/2009	02/13/2013	108.00	61.00	47.00
20. PFIZER INC	09/14/2009	02/13/2013	538.00	304.00	234.00
. AXIALL CORPORATION		02/20/2013	25.00		25.00
11. PIONEER NAT RES CO	08/10/2011	02/26/2013	1,330.00	819.00	511.00
17. PIONEER NAT RES CO	VAR	02/26/2013	2,062.00	1,530.00	532.00

6b Total. Combine the amounts in column (f). Enter here and on Schedule D, line 6b

Name of estate or trust as shown on Form 1041 Do not enter name and employer identification number if shown on the other side
WEB MADDOX TRUST R77350008 Employer identification number
75-6347669

Part II Long-Term Capital Gains and Losses - Assets Held More Than One Year

(a) Description of property (Example 100 sh 7% preferred of "Z" Co)	(b) Date acquired (mo., day, yr.)	(c) Date sold (mo., day, yr.)	(d) Sales price	(e) Cost or other basis (see instructions)	(f) Gain or (loss) Subtract (e) from (d)
6a 18. FREEPORT-MCMORAN COPPE B	01/26/2012	03/01/2013	565.00	853.00	-288.00
7. PRUDENTIAL FINL INC	04/02/2009	03/04/2013	386.00	272.00	114.00
1. PRUDENTIAL FINL INC	04/02/2009	03/04/2013	55.00	39.00	16.00
4. PRUDENTIAL FINL INC	VAR	03/04/2013	221.00	155.00	66.00
3. PRUDENTIAL FINL INC	06/02/2009	03/04/2013	164.00	116.00	48.00
8. WELLS FARGO & CO NEW	12/17/2007	03/04/2013	283.00	225.00	58.00
3. WELLS FARGO & CO NEW	12/17/2007	03/04/2013	106.00	84.00	22.00
5. WELLS FARGO & CO NEW	12/17/2007	03/04/2013	179.00	141.00	38.00
6. WELLS FARGO & CO NEW	12/17/2007	03/04/2013	214.00	169.00	45.00
5. PRUDENTIAL FINL INC	06/02/2009	03/05/2013	285.00	194.00	91.00
2. PRUDENTIAL FINL INC	06/02/2009	03/05/2013	113.00	78.00	35.00
4. PRUDENTIAL FINL INC	06/02/2009	03/05/2013	229.00	155.00	74.00
2. PRUDENTIAL FINL INC	06/02/2009	03/05/2013	114.00	78.00	36.00
3. PRUDENTIAL FINL INC	06/02/2009	03/05/2013	172.00	116.00	56.00
1. PRUDENTIAL FINL INC	06/02/2009	03/05/2013	57.00	39.00	18.00
3. WELLS FARGO & CO NEW	12/17/2007	03/05/2013	108.00	84.00	24.00
3. WELLS FARGO & CO NEW	12/17/2007	03/05/2013	109.00	84.00	25.00
2. WELLS FARGO & CO NEW	12/17/2007	03/05/2013	72.00	56.00	16.00
7. WELLS FARGO & CO NEW	12/17/2007	03/05/2013	252.00	197.00	55.00
5. WELLS FARGO & CO NEW	12/17/2007	03/05/2013	179.00	141.00	38.00
40000. HSBC BREN EAFE 03/0	02/17/2012	03/06/2013	42,415.00	39,600.00	2,815.00
1. PRUDENTIAL FINL INC	06/02/2009	03/06/2013	57.00	39.00	18.00
1. PRUDENTIAL FINL INC	06/02/2009	03/06/2013	57.00	39.00	18.00
1. PRUDENTIAL FINL INC	06/02/2009	03/06/2013	57.00	39.00	18.00
2. PRUDENTIAL FINL INC	08/06/2009	03/06/2013	114.00	78.00	36.00

6b Total. Combine the amounts in column (f) Enter here and on Schedule D, line 6b
Schedule D-1 (Form 1041) 2012

Name of estate or trust as shown on Form 1041 Do not enter name and employer identification number if shown on the other side

Employer identification number

WEB MADDOX TRUST R77350008

75-6347669

Part II Long-Term Capital Gains and Losses - Assets Held More Than One Year

(a) Description of property (Example 100 sh 7% preferred of "Z" Co)	(b) Date acquired (mo, day, yr)	(c) Date sold (mo, day, yr)	(d) Sales price	(e) Cost or other basis (see instructions)	(f) Gain or (loss) Subtract (e) from (d)
6a 44. QUALCOMM INC	VAR	03/06/2013	2,931.00	1,652.00	1,279.00
11. QUALCOMM INC	09/29/2008	03/06/2013	734.00	413.00	321.00
2. WELLS FARGO & CO NEW	12/17/2007	03/06/2013	72.00	56.00	16.00
11. WELLS FARGO & CO NEW	12/17/2007	03/06/2013	396.00	309.00	87.00
358.852 ASTON OPTIMUM MID	12/05/2011	03/07/2013	13,500.00	10,920.00	2,580.00
3821.955 JOHN HANCOCK II-E	08/26/2011	03/07/2013	41,468.00	38,755.00	2,713.00
2659.501 HIGHBRIDGE DYNAMI COMMODITIES	06/23/2010	03/07/2013	36,355.00	37,659.00	-1,304.00
7150.269 JPMORGAN STRATEGI OPPTY S FUND SEL	02/18/2009	03/07/2013	85,303.00	71,717.00	13,586.00
4249.559 JPMORGAN US REAL	VAR	03/07/2013	70,883.00	58,677.00	12,206.00
3852.459 JPMORGAN SHORT DU FUND	VAR	03/07/2013	42,300.00	41,964.00	336.00
728.992 JPMORGAN DIVERSIFI GROWTH	12/18/2002	03/07/2013	17,350.00	12,800.00	4,550.00
13. QUALCOMM INC	09/29/2008	03/07/2013	865.00	488.00	377.00
12. QUALCOMM INC	09/29/2008	03/08/2013	803.00	450.00	353.00
158. PFIZER INC	09/14/2009	03/12/2013	4,437.00	2,405.00	2,032.00
16. WELLS FARGO & CO NEW	VAR	03/12/2013	588.00	450.00	138.00
29. WELLS FARGO & CO NEW	02/05/2009	03/12/2013	1,064.00	816.00	248.00
20. PFIZER INC	09/14/2009	03/13/2013	560.00	304.00	256.00
33. PFIZER INC	VAR	03/13/2013	924.00	502.00	422.00
11. PFIZER INC	01/13/2010	03/13/2013	308.00	167.00	141.00
11. WELLS FARGO & CO NEW	VAR	03/13/2013	402.00	309.00	93.00
8. WELLS FARGO & CO NEW	03/16/2009	03/13/2013	294.00	225.00	69.00
33. JUNIPER NETWORKS INC	09/09/2009	03/14/2013	674.00	654.00	20.00
21. JUNIPER NETWORKS INC	VAR	03/14/2013	429.00	577.00	-148.00
39. JUNIPER NETWORKS INC	VAR	03/14/2013	799.00	1,178.00	-379.00
42. PFIZER INC	VAR	03/14/2013	1,177.00	639.00	538.00

6b Total. Combine the amounts in column (f) Enter here and on Schedule D, line 6b

Name of estate or trust as shown on Form 1041 Do not enter name and employer identification number if shown on the other side

Employer identification number

WEB MADDOX TRUST R77350008

75-6347669

Part II Long-Term Capital Gains and Losses - Assets Held More Than One Year

(a) Description of property (Example 100 sh 7% preferred of "Z" Co)	(b) Date acquired (mo., day, yr)	(c) Date sold (mo., day, yr)	(d) Sales price	(e) Cost or other basis (see instructions)	(f) Gain or (loss) Subtract (e) from (d)
6a 6. PFIZER INC	01/22/2010	03/14/2013	168.00	91.00	77.00
8. PFIZER INC	01/22/2010	03/14/2013	223.00	122.00	101.00
37. JUNIPER NETWORKS INC	VAR	03/15/2013	752.00	1,265.00	-513.00
116. JUNIPER NETWORKS INC	VAR	03/15/2013	2,342.00	2,558.00	-216.00
27. MICROSOFT CORP	12/16/2002	03/15/2013	757.00	848.00	-91.00
16. PFIZER INC	01/22/2010	03/15/2013	447.00	244.00	203.00
17. PFIZER INC	01/22/2010	03/15/2013	473.00	259.00	214.00
6. CME GROUP INC	02/14/2012	03/18/2013	376.00	348.00	28.00
12. CME GROUP INC	02/14/2012	03/18/2013	753.00	695.00	58.00
3. CME GROUP INC	02/14/2012	03/18/2013	188.00	174.00	14.00
23. PFIZER INC	VAR	03/18/2013	646.00	348.00	298.00
4. CME GROUP INC	02/14/2012	03/19/2013	249.00	232.00	17.00
13. CME GROUP INC	02/14/2012	03/19/2013	799.00	753.00	46.00
16. PFIZER INC	06/10/2010	03/19/2013	447.00	236.00	211.00
16. PFIZER INC	06/10/2010	03/19/2013	448.00	236.00	212.00
1. CME GROUP INC	02/14/2012	03/20/2013	62.00	58.00	4.00
7. CME GROUP INC	02/14/2012	03/20/2013	432.00	405.00	27.00
1. CME GROUP INC	02/14/2012	03/20/2013	62.00	58.00	4.00
1. CME GROUP INC	02/14/2012	03/20/2013	62.00	58.00	4.00
7. CME GROUP INC	02/14/2012	03/20/2013	433.00	405.00	28.00
8. CME GROUP INC	VAR	03/20/2013	496.00	463.00	33.00
2. CME GROUP INC	02/14/2012	03/20/2013	124.00	116.00	8.00
1. CME GROUP INC	02/14/2012	03/20/2013	62.00	58.00	4.00
3. CME GROUP INC	02/14/2012	03/20/2013	185.00	174.00	11.00
. MERRILL LYNCH & CO INC		03/20/2013	13.00		13.00

6b Total. Combine the amounts in column (f) Enter here and on Schedule D, line 6b

Name of estate or trust as shown on Form 1041 Do not enter name and employer identification number if shown on the other side

Employer identification number

WEB MADDOX TRUST R77350008

75-6347669

Part II Long-Term Capital Gains and Losses - Assets Held More Than One Year

Table with 6 columns: (a) Description of property, (b) Date acquired, (c) Date sold, (d) Sales price, (e) Cost or other basis, (f) Gain or (loss). Rows include PFIZER INC and VERTEX PHARMACEUTICALS.

6b Total. Combine the amounts in column (f). Enter here and on Schedule D, line 6b 151,396.00



WEB MADDOX TRUST ACCT. R77350008
For the Period 3/1/13 to 3/31/13

Account Summary

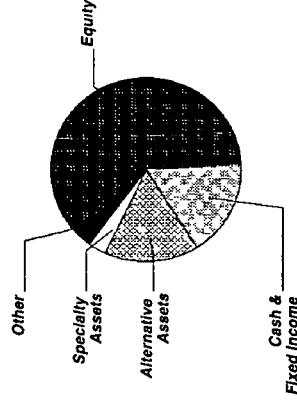
PRINCIPAL

Asset Allocation	Beginning Market Value	Ending Market Value	Change In Value	Estimated Annual Income	Current Allocation
Equity	2,759,645.97	2,930,612.37	170,966.40	36,195.60	65%
Alternative Assets	677,826.61	676,995.29	(831.32)	10,290.78	16%
Cash & Fixed Income	791,572.98	658,609.00	(132,963.98)	24,686.25	17%
Specialty Assets	1.00	1.00	0.00		1%
Other	1.00	1.00	0.00		1%
Market Value	\$4,229,047.56	\$4,266,218.66	\$37,171.10	\$71,174.63	100%

INCOME

Cash Position	Beginning Market Value	Ending Market Value	Change In Value
Cash Balance	33,419.75	4,600.02	(28,819.73)
Accruals	3,981.55	2,337.40	(1,644.15)
Market Value	\$37,401.30	\$6,937.42	(\$30,463.88)

Asset Allocation





WEB MADDOX TRUST ACCT. R77350008
For the Period 3/1/13 to 3/31/13

Account Summary CONTINUED

Portfolio Activity	PRINCIPAL		INCOME	
	Current Period Value	Year-to-Date Value	Current Period Value	Year-to-Date Value
Beginning Market Value	4,229,047.56	4,153,553.16	33,419.75	5,723.80
Additions			28,104.91	126,408.62
Withdrawals & Fees	(29,473.84)	(141,717.04)	(68,339.34)	(264,598.22)
Securities Transferred In		4,559.58	--	--
Securities Transferred Out		(5,628.75)	--	--
Net Additions/Withdrawals	(\$29,473.84)	(\$142,786.21)	(\$40,234.43)	(\$138,189.60)
Income	58.96	2,022.83	11,414.70	137,065.82
Change In Investment Value	66,585.98	253,428.88		
Ending Market Value	\$4,266,218.66	\$4,266,218.66	\$4,600.02	\$4,600.02
Accruals	--	--	2,337.40	2,337.40
Market Value with Accruals	--	--	\$6,937.42	\$6,937.42



WEB MADDOX TRUST ACCT. R77350008
For the Period 3/1/13 to 3/31/13

Account Summary CONTINUED

Tax Summary	Current Period Value	Year-to-Date Value
Domestic Dividends/Distributions	4,929.48	70,349.70
Foreign Dividends	111.96	2,447.83
Interest Income	2.07	62.49
Original Issue Discount	58.96	895.20
Taxable Income	\$5,102.47	\$73,755.22

Specialty Asset Income	6,371.19	65,333.43
Other Income & Receipts	\$6,371.19	\$65,333.43

Cost Summary	Cost
Equity	2,482,288.35
Cash & Fixed Income	641,890.27
Total	\$3,124,178.62

	Current Period Value	Year-to-Date Value
LT Capital Gain Distributions		16,608.07
ST Realized Gain/Loss	983.86	13,628.80
LT Realized Gain/Loss	46,665.16	151,846.01
Realized Gain/Loss	\$47,649.02	\$182,082.88

Unrealized Gain/Loss		To-Date Value \$489,412.37
-----------------------------	--	---

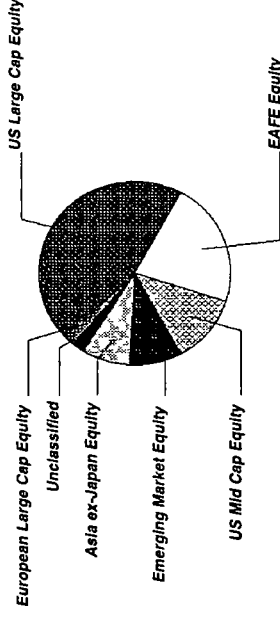


WEB MADDOX TRUST ACCT. R77350008
For the Period 3/1/13 to 3/31/13

Equity Summary

Asset Categories	Beginning Market Value	Ending Market Value	Change In Value	Current Allocation
US Large Cap Equity	1,355,677 30	1,412,415.29	56,737.99	30%
US Mid Cap Equity	375,525 78	360,964 68	(14,561 10)	8%
EAFE Equity	562,355.57	610,103 61	47,748.04	14%
European Large Cap Equity	41,108 40	41,148 40	40.00	1%
Asia ex-Japan Equity	215,484 61	212,136 06	(3,348 55)	5%
Emerging Market Equity	209,494 31	249,294.33	39,800.02	6%
Unclassified	0.00	44,550.00	44,550 00	1%
Total Value	\$2,759,645.97	\$2,930,612.37	\$170,966.40	65%

Asset Categories



Equity as a percentage of your portfolio - 65 %

Market Value/Cost	Current Period Value
Market Value	2,930,612 37
Tax Cost	2,482,288 35
Unrealized Gain/Loss	448,324 02
Estimated Annual Income	36,195 60
Accrued Dividends	1,058 22
Yield	1 23%

J.P.Morgan



WEB MADDOX TRUST ACCT. R77350008
For the Period 3/1/13 to 3/31/13

Note: P indicates position adjusted for Pending Trade Activity.

** Unrealized Gain/Loss is shown as "N/A" in cases where we do not have appropriate cost information for all tax lots comprising the position. Please contact your J.P. Morgan team for additional information.

Equity Detail

	Price	Quantity	Value	Adjusted Tax Cost Original Cost	Unrealized Gain/Loss	Est. Annual Inc. Accrued Div.	Yield
US Large Cap Equity							
ACE LTD NEW H0023R-10-5 ACE	88.97	148 000	13,167.56	8,773.60	4,393.96	290.08 61.64	2.20%
ADOBE SYSTEMS INC 00724F-10-1 ADBE	43.52	108 000	4,699.62	3,538.04	1,161.58		
ALLERGAN INC 018490-10-2 AGN	111.63	70 000	7,814.10	6,048.24	1,765.86	14.00	0.18%
AMAZON COM INC 023135-10-6 AMZN	266.49	59 000	15,722.91	9,339.78	6,383.13		
ANADARKO PETROLEUM CORP 032511-10-7 APC	87.45	100 000	8,745.00	7,368.53	1,376.47	36.00	0.41%
APPLE INC. 037833-10-0 AAPL	442.66	85 000	37,626.10	18,397.96	19,228.14	901.00	2.39%
ARCHER DANIELS MIDLAND CO 039483-10-2 ADM	33.73	148 000	4,992.04	4,761.59	230.45	112.48	2.25%
ASML HOLDING N.V. N07059-21-0 ASML	67.99	100 000	6,799.00	6,894.50	(95.50)	60.00	0.88%
AUTOZONE INC 053332-10-2 AZO	396.77	16 000	6,348.32	5,119.57	1,228.75		
AXIAL CORPORATION 05463D-10-0 AXLL	62.16	107 000	6,651.12	4,669.53	1,981.59	34.24 8.56	0.51%

J.P. Morgan



WEB MADDOX TRUST ACCT. R77350008
For the Period 3/1/13 to 3/31/13

	Price	Quantity	Value	Adjusted Tax Cost Original Cost	Unrealized Gain/Loss	Est Annual Inc Accrued Div	Yield
US Large Cap Equity							
BAIDU INC SPONS ADR 056752-10-8 BIDU	87.70	45,000	3,946.50	4,456.29	(509.79)		
BANK OF AMERICA CORP 060505-10-4 BAC	12.18	1,030,000	12,545.40	18,370.49	(5,825.09)	41.20	0.33%
BIOMERIE INC 09062X-10-3 BIIB	192.62	82,000	15,794.68	4,626.12	11,168.56		
BNP REN SPX 07/31/13 2 XLEV-10.25%CAP-20 5%MAXPYMT INITIAL LEVEL-07/13/12 SPX:1356.78 05567L-6D-4	116.90	80,000,000	93,518.65	79,200.00	14,318.65		
P BRISTOL MYERS SQUIBB CO 110122-10-8 BMY	41.19	195,000	8,032.05	7,648.19	383.86	273.00	3.40%
BROADCOM CORP CL A 111320-10-7 BRCM	34.68	206,000	7,143.87	6,872.65	271.22	90.64	1.27%
CAMERON INTERNATIONAL CORPORATION 13342B-10-5 CAM	65.20	138,000	8,997.60	7,760.56	1,237.04		
CAPITAL ONE FINANCIAL CORP 14040H-10-5 COF	54.95	130,000	7,143.50	7,015.48	128.02	26.00	0.36%
CARDINAL HEALTH INC 14149Y-10-8 CAH	41.62	205,000	8,532.10	6,455.32	2,076.78	225.50 56.38	2.64%
CAREFUSION CORPORATION 14170T-10-1 CFN	34.99	204,000	7,137.96	5,394.97	1,742.99		
P CBS CORP CLASS B W/I 124857-20-2 CBS	46.69	42,000	1,960.98	1,496.70	464.28	20.16 22.80	1.03%

J.P. Morgan



WEB MADDOX TRUST ACCT R77350008
For the Period 3/1/13 to 3/31/13

	Price	Quantity	Value	Adjusted Tax Cost Original Cost	Unrealized Gain/Loss	Est. Annual Inc Accrued Div.	Yield
US Large Cap Equity							
CELGENE CORPORATION 151020-10-4 CELG	115.91	120,000	13,909.20	6,510.79	7,398.41		
CERNER CORP 156782-10-4 CERN	94.74	67,000	6,347.58	5,354.80	992.78		
CHENIERE ENERGY INC 16411R-20-8 LNG	28.00	293,000	8,204.00	4,983.64	3,220.36		
CISCO SYSTEMS INC 17275R-10-2 CSCO	20.90	895,000	18,701.03	17,280.84	1,420.19	501.20	2.68%
CITIGROUP INC NEW 172967-42-4 C	44.24	348,000	15,395.52	12,556.92	2,838.60	13.92	0.09%
CITRIX SYSTEMS INC 177376-10-0 CTXS	72.15	76,000	5,483.40	4,567.72	915.68		
CME GROUP INC CLASS A COMMON STOCK 12572Q-10-5 CME	61.41	99,000	6,079.59	5,427.29	652.30	178.20	2.93%
COGNIZANT TECHNOLOGY SOLUTIONS CORP CL A 192446-10-2 CTSH	76.62	119,000	9,117.90	6,758.07	2,359.83		
COMCAST CORP CL A 20030N-10-1 CMCS A	41.98	424,000	17,799.52	10,391.74	7,407.78	330.72	1.86%
COSTCO WHOLESALE CORP 22160K-10-5 COST	106.11	41,000	4,350.51	3,734.65	615.86	45.10	1.04%
COVIDIEN PLC NEW G2554F-11-3 COV	67.84	142,000	9,633.28	6,853.47	2,779.81	147.68	1.53%
CSX CORP 126408-10-3 CSX	24.63	293,000	7,216.59	6,275.97	940.62	164.08	2.27%



WEB MADDOX TRUST ACCT R77350008
For the Period 3/1/13 to 3/31/13

	Price	Quantity	Value	Adjusted Tax Cost Original Cost	Unrealized Gain/Loss	Est Annual Inc Accrued Div	Yield
US Large Cap Equity							
DAVITA HEALTHCARE PARTNERS, INC 23918K-10-8 DVA	118.59	54,000	6,403.86	5,968.07	435.79		
DISH NETWORK CORP CL A 25470M-10-9 DISH	37.90	118,000	4,472.20	4,345.65	126.55		
DOW CHEMICAL CO 260543-10-3 DOW	31.84	266,000	8,469.44	8,324.40	145.04	340.48 85.12	4.02%
EDGEWOOD GROWTH FUND 0075W0-75-9 EGFI X	15.16	5,759,927	87,320.49	66,296.76	21,023.73	149.75	0.17%
EMERSON ELECTRIC CO 291011-10-4 EMR	55.87	233,000	13,017.71	12,003.09	1,014.62	382.12	2.94%
ENSCO PLC G3157S-10-6 ESV	60.00	118,000	7,080.00	5,751.02	1,328.98	191.75	2.71%
EOG RESOURCES INC 26875P-10-1 EOG	128.07	57,000	7,299.99	6,040.65	1,259.34	42.75	0.59%
EXXON MOBIL CORP 30231G-10-2 XOM	90.11	207,000	18,652.77	16,402.00	2,250.77	471.96	2.53%
FLUOR CORP 343412-10-2 FLR	66.33	153,000	10,148.49	7,845.57	2,302.92	97.92 24.48	0.96%
GENERAL MILLS INC 370334-10-4 GIS	49.31	149,000	7,347.19	5,531.09	1,816.10	226.48	3.08%
GENERAL MOTORS CO 37045V-10-0 GM	27.82	370,000	10,293.40	10,801.75	(508.35)		
GOLDMAN SACHS GROUP INC 38141G-10-4 GS	147.15	46,000	6,768.90	5,070.76	1,698.14	92.00	1.36%



WEB MADDOX TRUST ACCT. R77350008
For the Period 3/1/13 to 3/31/13

	Price	Quantity	Value	Adjusted Tax Cost Original Cost	Unrealized Gain/Loss	Est Annual Inc. Accrued Div	Yield
US Large Cap Equity							
GOOGLE INC CL A 38259P-50-8 GOOG	794.19	25,000	19,854.70	16,493.02	3,361.68		
GS BREN SPX 05/08/13 10%BUFFER-2 XLEV-6 1%CAP 12.2%MAXRTRN INITIAL LEVEL-04/20/12 SPX 1378.53 38143J-2J-9	111.59	65,000,000	72,535.45	64,350.00	8,185.45		
HOME DEPOT INC 437076-10-2 HD	69.78	169,000	11,792.82	7,023.03	4,769.79	263.64	2.24%
HONEYWELL INTERNATIONAL INC 438516-10-6 HON	75.35	187,000	14,090.45	8,727.26	5,363.19	306.68	2.18%
HUMANA INC 444859-10-2 HUM	69.11	71,000	4,906.81	5,889.41	(982.60)	73.84 18.46	1.50%
INTERCONTINENTAL EXCHANGE INC 45865V-10-0 ICE	163.07	29,000	4,729.03	4,149.02	580.01		
INTUITIVE SURGICAL INC 46120E-60-2 ISRG	491.19	9,000	4,420.71	4,838.67	(417.96)		
INVESCO LTD G491BT-10-8 IVZ	28.96	307,000	8,890.72	6,330.23	2,560.49	211.83	2.38%
JOHNSON & JOHNSON 478160-10-4 JNJ	81.53	287,000	23,399.11	21,358.75	2,040.36	700.28	2.99%
JOHNSON CONTROLS INC 478366-10-7 JCI	35.07	182,000	6,382.74	5,618.57	764.17	138.32 34.58	2.17%
JPM LARGE CAP GROWTH FD - SEL FUND 3118 4812C0-53-0 SEEG X	25.47	3,374,599	85,951.04	72,363.01	13,588.03	354.33	0.41%



WEB MADDOX TRUST ACCT R77350008
For the Period 3/1/13 to 3/31/13

	Price	Quantity	Value	Adjusted Tax Cost Original Cost	Unrealized Gain/Loss	Est. Annual Inc Accrued Div	Yield
US Large Cap Equity							
LAM RESEARCH CORP 512807-10-8 LRCX	41.46	151,000	6,260.46	6,338.57	(78.11)	17.92	0.39%
LENNAR CORP 526057-10-4 LEN	41.48	112,000	4,645.76	1,773.72	2,872.04	17.92	0.39%
LINKEDIN CORP - A 53578A-10-8 LNKD	176.06	23,000	4,049.38	4,009.08	40.30		
LOWES COMPANIES INC 548661-10-7 LOW	37.92	332,000	12,589.44	6,963.57	5,625.87	212.48	1.69%
MASCO CORP 574599-10-6 MAS	20.25	444,000	8,991.00	6,082.46	2,908.54	133.20	1.48%
MASTERCARD INC - CLASS A 57636Q-10-4 MA	541.13	20,000	10,822.60	5,722.57	5,100.03	48.00	0.44%
MERCK AND CO INC 58933Y-10-5 MRK	44.20	341,000	15,072.20	12,587.54	2,484.66	586.52 146.63	3.89%
METLIFE INC 59156R-10-8 MET	38.02	331,000	12,584.62	12,064.64	519.98	244.94	1.95%
METTLER TOLEDO INTERNATIONAL INC 592688-10-5 MTD	213.22	17,000	3,624.74	3,597.21	27.53		
MICROSOFT CORP 594918-10-4 MSFT	28.61	920,000	26,316.60	28,320.63	(2,004.03)	846.40	3.22%
MONDELEZ INTERNATIONAL-WI 609207-10-5 MDLZ	30.62	335,000	10,256.03	7,877.39	2,378.64	174.20 43.55	1.70%
MORGAN STANLEY 617446-44-8 MS	21.98	181,000	3,978.38	3,727.90	250.48	36.20	0.91%
NISOURCE INC 65473P-10-5 NI	29.34	162,000	4,753.08	4,395.77	357.31	155.52	3.27%



WEB MADDOX TRUST ACCT. R77350008
For the Period 3/1/13 to 3/31/13

	Price	Quantity	Value	Adjusted Tax Cost Original Cost	Unrealized Gain/Loss	Est Annual Inc. Accrued Div	Yield
US Large Cap Equity							
OCCIDENTAL PETROLEUM CORP 674599-10-5 OXY	78.37	183 000	14,341 71	14,371 96	(30.25)	468 48 117 12	3 27%
OMEGA ALPHA INC *** WORTHLESS SECURITY *** 682069-10-9		21,000		N/A **	N/A		
P ONYX PHARMACEUTICALS INC 683399-10-9 ONXX	88.86	12,000	1,066 32	1,070 81	(4 49)		
ORACLE CORP 68389X-10-5 ORCL	32.33	432,000	13,966.56	10,928.73	3,037 83	103 68	0 74%
PACCAR INC 693718-10-8 PCAR	50.56	231,000	11,679.36	8,718.72	2,960 64	184.80	1 58%
PENTAIR LTD SHS H6169Q-10-8 PNR	52 75	79 000	4,167 25	3,074 94	1,092 31	72 68	1 74%
PEPSICO INC 713448-10-8 PEP	79 11	100 000	7,911 00	7,227.19	683 81	215.00	2 72%
PHILIP MORRIS INTERNATIONAL 718172-10-9 PM	92 71	142 000	13,164 82	11,939 43	1,225 39	482 80 120 70	3 67%
PHILLIPS 66 718546-10-4 PSX	69.97	143,000	10,005.71	6,991 19	3,014.52	178 75	1 79%
P PRICELINE.COM INC 741503-40-3 PCLN	688.16	1,000	688 16	688.81	(0 65)		
PROCTER & GAMBLE CO 742718-10-9 PG	77.06	173,000	13,331 38	10,441.08	2,890.30	388 90	2 92%
PRUDENTIAL FINANCIAL INC 744320-10-2 PRU	58.99	120,000	7,078 80	5,053 35	2,025 45	192 00	2 71%



WEB MADDOX TRUST ACCT. R77350008
For the Period 3/1/13 to 3/31/13

	Price	Quantity	Value	Adjusted Tax Cost Original Cost	Unrealized Gain/Loss	Est Annual Inc. Accrued Div.	Yield
US Large Cap Equity							
QUALCOMM INC 747525-10-3 QCOM	66.94	192 000	12,852.48	9,731.48	3,121.00	192.00	1.49%
SCHLUMBERGER LTD 806857-10-8 SLB	74.89	203 000	15,202.67	16,602.12	(1,399.45)	253.75 63.44	1.67%
SPDR S&P 500 ETF TRUST 78462F-10-3 SPY	156.67	338.000	52,954.46	39,965.12	12,989.34	1,075.85 234.48	2.03%
STATE STREET CORP 857477-10-3 STT	59.09	78 000	4,609.02	4,656.52	(47.50)	81.12 20.28	1.76%
TARGET CORP 87612E-10-6 TGT	68.45	137.000	9,377.65	8,784.26	593.39	197.28	2.10%
TD AMERITRADE HOLDING CORPORATION 87236Y-10-8 AMTD	20.62	193.000	3,979.66	3,068.90	910.76	69.48	1.75%
TEXAS INSTRUMENTS INC 882508-10-4 TXN	35.48	156 000	5,534.88	5,474.69	60.19	174.72	3.16%
P TIME WARNER INC NEW 887317-30-3 TWX	57.62	527 000	30,365.74	15,630.89	14,734.85	606.05	2.00%
TYCO INTERNATIONAL LTD H89128-10-4 TYC	32.00	199 000	6,368.00	4,067.80	2,300.20	127.36	2.00%
UBS CONT BUFF EQ SPX 09/05/13 80% CONTIN BARRIER- 6.75%CPN 15% CAP INITIAL LEVEL-08/17/12 SPX 1418.16 902674-LF-5	109.59	80,000.000	87,672.00	79,200.00	8,472.00		
UNITEDHEALTH GROUP INC 91324P-10-2 UNH	57.21	160 000	9,153.60	7,083.50	2,070.10	136.00	1.49%

J.P. Morgan



WEB MADDOX TRUST ACCT. R77350008
For the Period 3/1/13 to 3/31/13

	Price	Quantity	Value	Adjusted Tax Cost Original Cost	Unrealized Gain/Loss	Est Annual Inc Accrued Div.	Yield
US Large Cap Equity							
UNITED TECHNOLOGIES CORP 913017-10-9 UTX	93.43	259,000	24,198.37	17,170.14	7,028.23	554.26	2.29%
VERIZON COMMUNICATIONS INC 92343V-10-4 VZ	49.15	247,000	12,140.05	9,922.91	2,217.14	508.82	4.19%
P VERTEX PHARMACEUTICALS INC 92532F-10-0 VRTX	54.97	79,000	4,342.63	2,477.57	1,865.06		
VMWARE INC-CLASS A 928563-40-2 VMW	78.88	57,000	4,496.16	4,814.92	(318.76)		
WALTER ENERGY INC 93317Q-10-5 WLT	28.50	86,000	2,451.00	4,108.04	(1,657.04)	43.00	1.75%
WELLS FARGO & CO 949746-10-1 WFC	36.99	633,000	23,414.67	18,381.41	5,033.26	633.00	2.70%
WILLIAMS COMPANIES INC 969457-10-0 WMB	37.46	279,000	10,451.34	8,376.63	2,074.71	378.04	3.62%
YUM BRANDS INC 988498-10-1 YUM	71.94	168,000	12,085.92	5,926.94	6,158.98	225.12	1.86%
3M CO 88579Y-10-1 MMM	106.31	53,000	5,634.43	5,139.49	494.94	134.62	2.39%
Total US Large Cap Equity			\$1,412,415.29	\$1,140,976.38	\$271,438.91	\$17,682.27 \$1,058.22	1.25%
US Mid Cap Equity							
ASTON OPTIMUM MID CAP FUND I 00078H-15-8 ABMI X	38.90	3,420,313	133,050.18	104,080.13	28,970.05	1,327.08	1.00%

J.P. Morgan



WEB MADDOX TRUST ACCT. R77350008
For the Period 3/1/13 to 3/31/13

	Price	Quantity	Value	Adjusted Tax Cost Original Cost	Unrealized Gain/Loss	Est Annual Inc Accrued Div	Yield
US Mid Cap Equity							
ISHARES RUSSELL MIDCAP INDEX FUND 464287-49-9 IWR	127.29	573 000	72,937.17	48,628.72	24,308.45	1,200.43	1.65%
ISHARES CORE S&P MID-CAP ETF 464287-50-7 IJH	115.07	970 000	111,617.90	85,256.31	26,361.59	1,497.68	1.34%
JPM MID CAP GROWTH - SEL FUND 3120 4812C1-71-0 HLGE X	24.17	1,793.936	43,359.43	31,499.33	11,860.10		
Total US Mid Cap Equity			\$360,964.68	\$269,464.49	\$91,500.19	\$4,025.19	1.12%
EAFE Equity							
ARTISAN INTL VALUE FUND - INV 04314H-88-1 ARTK X	32.67	4,513 026	147,440.56	125,667.77	21,752.79	1,326.82	0.90%
DODGE & COX INTERNATIONAL STOCK 256206-10-3 DODF X	35.90	4,375 372	157,075.85	123,467.64	33,608.21	3,268.40	2.08%
GS BREN EAFE 05/15/13 10%BUFFER-2 XLEV- 10.10%CAP 20 20%MAXRTRN INITIAL LEVEL-04/27/12 SX5E 2344 02 UKX 5777 11 TPX 59 64 38143U-2Y-6	111.70	40,000 000	44,681.60	39,600.00	5,081.60		
HSBC BREN EAFE 0 04/04/13 10%BUFFER-2 XLEV- 9 5%CAP 19%MAXRTRN INITIAL LEVEL-03/16/12 SX5E-2608 30 UKX-5965 58 TPX.866 73" 4042K1-A4-5	102.84	45,000,000	46,278.00	44,550.00	1,728.00		



WEB MADDOX TRUST ACCT. R77350008
For the Period 3/1/13 to 3/31/13

	Price	Quantity	Value	Adjusted Tax Cost Original Cost	Unrealized Gain/Loss	Est. Annual Inc. Accrued Div.	Yield
EAFE Equity							
HSBC BREN EAFE 10/23/13 10%BUFFER-2 XLEV- 8 95%CAP 17.9%MAXRTRN INITIAL LEVEL-10/05/12 SX5E 2531 21 UKX:5871.02 TPX:737.13 4042K1-6K-4	104.44	40,000,000	41,776 00	39,600 00	2,176.00		
HSBC BREN MXEA 3/19/14 1.5XLEV- 7.05%CAP- 10 575%MAXPYMT 10%BUFFER INITIAL LEVEL-3/1/13 MXEA:1654.34 40432X-CC-3	99 70	45,000 000	44,865 00	44,550 00	315 00		
ISHARES MSCI EAFE INDEX FUND 464287-46-5 EFA	58 98	2,170 000	127,986 60	121,172 05	6,814 55	3,817 03	2 98%
Total EAFE Equity			\$610,103.61	\$538,627.46	\$71,476.15	\$8,412.25	1.38%
European Large Cap Equity							
DB MARKET PLUS SX5E 03/19/14 80% CONTIN BARRIER- 7.6%CPN ,UNCAPPED INITIAL LEVEL-09/14/12 SX5E:2594.56 2515A1-LR-0	102 87	40,000 000	41,148 40	39,500 00	1,648 40		



WEB MADDOX TRUST ACCT. R77350008
For the Period 3/1/13 to 3/31/13

	Price	Quantity	Value	Adjusted Tax Cost Original Cost	Unrealized Gain/Loss	Est Annual Inc Accrued Div	Yield
Asia ex-Japan Equity							
CS BREN ASIA BASKET 11/27/13 10%BUFFER-2 XLEV- 5.8%CAP 11.6%MAXRTRN INITIAL LEVEL-11/09/12 ASIA BSKT-100 22546T-J5-1	103.30	40,000,000	41,319.64	39,600.00	1,719.64		
ISHARES MSCI ALL COUNTRY ASIA EX JAPAN INDEX FUND 464288-18-2 AAXJ	59.08	2,000,000	118,160.00	103,081.73	15,078.27	2,098.00	1.78%
T ROWE PRICE INTERNATIONAL FUNDS INC NEW ASIA FUND 77956H-50-0 PRAS X	16.76	3,141,791	52,656.42	53,284.78	(628.36)	502.68	0.95%
Total Asia ex-Japan Equity			\$212,136.06	\$195,966.51	\$16,169.55	\$2,600.68	1.23%
Emerging Market Equity							
DELAWARE EMERGING MARKETS FUND 245914-81-7 DEMI X	14.72	8,566,320	126,096.23	127,080.64	(984.41)	1,216.41	0.96%
ISHARES MSCI EMERGING MARKET INDEX 464287-23-4 EEM	42.77	1,980,000	84,684.60	84,476.78	207.82	1,475.10	1.74%
ISHARES MSCI CHINA INDEX FD 46429B-67-1 MCHI	45.31	850,000	38,513.50	41,646.09	(3,132.59)	783.70	2.03%
Total Emerging Market Equity			\$249,294.33	\$253,203.51	(\$3,909.18)	\$3,475.21	1.39%



WEB MADDOX TRUST ACCT. R77350008
For the Period 3/1/13 to 3/31/13

	Price	Quantity	Value	Adjusted Tax Cost Original Cost	Unrealized Gain/Loss	Est Annual Inc. Accrued Div.	Yield
Unclassified							
P BARC BREN MXEA 04/16/14 10%BUFFER-1 50 XLEV- 6 60%CAP 9.9%MAXRTRN INITIAL LEVEL-03/28/13 MXEA:1674 60 06741T-RT-6	99.00	45,000.000	44,550.00	44,550.00			

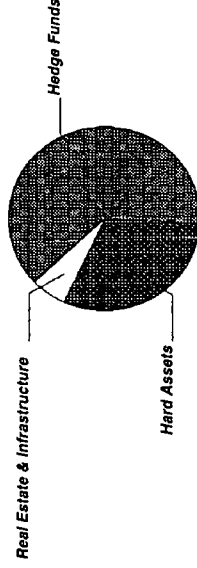


WEB MADDOX TRUST ACCT. R77350008
For the Period 3/1/13 to 3/31/13

Alternative Assets Summary

Asset Categories	Beginning Estimated Value	Ending Estimated Value	Change In Value	Current Allocation
Hedge Funds	415,843.49	416,894.25	1,050.76	10%
Real Estate & Infrastructure	70,032.73	42,709.10	(27,323.63)	1%
Hard Assets	191,950.39	217,391.94	25,441.55	5%
Total Value	\$677,826.61	\$676,995.29	(\$831.32)	16%

Asset Categories



Alternative Assets Detail

Alternative Assets as a percentage of your portfolio - 16 %

	Price	Quantity	Estimated Value	Cost
Hedge Funds				
AIM INVT FDS	12.83	6,317.671	81,055.72	82,887.84
BAL RISK ALL Y				
00141V-69-7 ABRV X				
ARBITRAGE FUNDS - I				
CL I	12.73	3,252.817	41,408.36	42,718.06
03875R-20-5 ARBN X				

J.P.Morgan



WEB MADDOX TRUST ACCT. R77350008
For the Period 3/1/13 to 3/31/13

	Price	Quantity	Estimated Value	Cost
Hedge Funds				
EATON VANCE MUT FDS TR GB MACRO ABSOLUTE RTN I 277923-72-8 EIGM X	9.88	8,355.629	82,553.61	86,484.51
GATEWAY FUND - Y 367829-88-4 GTEY X	28.01	3,042.973	85,233.67	81,467.42
HSBC FDS TOTAL RETURN I 40428X-15-6 HTRI X	10.24	4,027.592	41,242.54	41,443.92
PIMCO FDS UNCONSTR BD 72201M-45-3 PUCP X	11.55	7,393.970	85,400.35	85,751.09
Total Hedge Funds			\$416,894.25	\$420,752.84



WEB MADDOX TRUST ACCT. R77350008
For the Period 3/1/13 to 3/31/13

	Quantity/Original Commitment Amount	Cost/Net Capital Called Since Inception	Net Distributions Since Inception	Estimated Value	Est Annual Inc Accrued Div	Yield
Real Estate & Infrastructure						
ISHARES COHEN & STEERS REALTY MAJORS INDEX FUND 464287-56-4 ICF	518.00	42,758.78		42,709.10	1,222.48	2.86%

Amounts shown above under "Estimated Value" for private equity funds are estimates based on the latest fund values received from each underlying fund, which value may be as of a date (underlying fund value date) prior to the period covered by this statement. The values provided by the underlying fund have been adjusted for any cash flows between your account and such fund that have occurred subsequent to the underlying fund value date to derive the "Estimated Value". Therefore, such "Estimated Value" may not reflect the value of your interest shown on any fund's actual books and records as of the date of this statement. For additional information, please contact your J.P. Morgan representative.

For private equity funds, Estimated Values are based on estimates provided by the underlying funds that are generally presented on a US GAAP basis, which records investments at fair value, or "marked-to-market". Most of these underlying funds also present their audited financial statements on a US GAAP basis (i.e., "marked-to-market"). However, some of these underlying funds present their audited financial statements using the Income Tax Basis of Accounting, which records investments "at cost" based on the accrual basis of accounting for Federal income taxes. Where the underlying fund provides periodic estimates on a "marked-to-market" basis but reflects investments "at cost" in its audited financial statements, the marked-to-market Estimated Value shown herein for a private equity fund may be materially different from the value reflected on such fund's audited financial statements (which are also based on the audited financial statements of the underlying fund).

	Price	Quantity	Estimated Value	Cost
Hard Assets				
BARC BREN COMMODITY BSKT 01/16/14 LKD TO CO1 PLTMLNPM LOCADY & SPGCGRP 1.95%LEV, 20%BUFFER, 29.25%MAXRTN 01/13/12 LOCADY STRIKE: 7965.5, SPGCGRP STRIKE: 38.91513 06738K-H3-8	112.08	40,000,000	44,832.00	39,400.00

J.P. Morgan



WEB MADDOX TRUST ACCT. R77350008
For the Period 3/1/13 to 3/31/13

	Price	Quantity	Estimated Value	Cost
Hard Assets				
PIMCO COMMODITIES PLUS STRATEGY P 72201P-16-7 PCLP X	11.03	5,489 478	60,548.94	60,000.00
SG PARTICIPATING GOLD NOTE 11/08/13 LNKD TO GOLDLNP 85%BARRIER, 13.00%MAXRTN 10/26/12 GOLDLNP 1716 78423E-ER-1	96.60	36,000 000	34,776.00	35,640 00
SPDR GOLD TRUST 78463V-10-7 GLD	154 47	500 000	77,235.00	54,074.05
Total Hard Assets			\$217,391.94	\$189,114.05

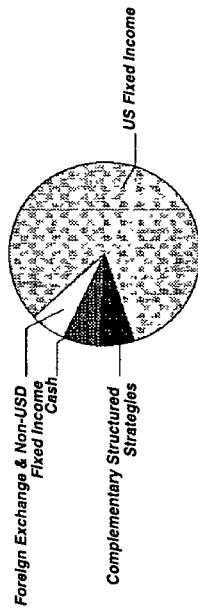


WEB MADDOX TRUST ACCT R77350008
For the Period 3/1/13 to 3/31/13

Cash & Fixed Income Summary

Asset Categories	Beginning Market Value	Ending Market Value	Change In Value	Current Allocation
Cash	56,169.44	6,498.26	(49,671.18)	1%
US Fixed Income	666,741.39	583,545.07	(83,196.32)	14%
Complementary Structured Strategies	28,719.00	28,551.00	(168.00)	1%
Foreign Exchange & Non-USD Fixed Income	39,943.15	40,014.67	71.52	1%
Total Value	\$791,572.98	\$658,609.00	(\$132,963.98)	17%

Market Value/Cost	Current Period Value
Market Value	658,609.00
Tax Cost	641,890.27
Unrealized Gain/Loss	16,718.73
Estimated Annual Income	24,688.25
Accrued Interest	1,259.04
Yield	3.74%



Cash & Fixed Income as a percentage of your portfolio - 17%

SUMMARY BY MATURITY

Cash & Fixed Income	Market Value	% of Bond Portfolio
0-6 months ¹	658,609.00	100%

¹ The years indicate the number of years until the bond is scheduled to mature based on the statement end date. Some bonds may be called, or paid in full, before their stated maturity.

SUMMARY BY TYPE

Cash & Fixed Income	Market Value	% of Bond Portfolio
Cash	6,498.26	1%
Mutual Funds	623,559.74	95%
Complementary Structure	28,551.00	4%
Total Value	\$658,609.00	100%



WEB MADDOX TRUST ACCT. R77350008
For the Period 3/1/13 to 3/31/13

Note O - Bonds purchased at a discount show accretion.
 1 This is the Annual Percentage Yield (APY) which is the rate earned if balances remain on deposit for a full year with compounding, there is no change in the interest rate and all interest is left in the account

Cash & Fixed Income Detail

	Price	Quantity	Value	Adjusted Tax Cost Original Cost	Unrealized Gain/Loss	Est. Annual Income Accrued Interest	Yield
Cash							
US DOLLAR PRINCIPAL	1.00	51,120.04	51,120.04	51,120.04		15.33	0.03% ¹
COST OF PENDING PURCHASES	1.00	(46,789.44)	(46,789.44)	(46,789.44)			
PROCEEDS FROM PENDING SALES	1.00	2,167.66	2,167.66	2,167.66			
Total Cash			\$6,498.26	\$6,498.26	\$0.00	\$15.33	0.24%
US Fixed Income							
DOUBLELINE FDS TR TTL RTN BD I 258620-10-3	11.34	6,962.31	78,952.64	77,977.92	974.72	4,532.46	5.74%
EATON VANCE FLOATING RATE I 277911-49-1	9.21	17,877.20	164,649.03	157,329.27	7,319.76	7,240.26 546.92	4.40%
JPM HIGH YIELD FD - SEL FUND 3580 4812CO-80-3	8.25	8,804.42	72,636.42	71,732.15	904.27	4,587.10 369.79	6.32%
JPM CORE PLUS BOND FD - SEL FUND 3122 4812CO-84-5	8.48	8,200.80	69,542.78	64,903.45	4,639.33	2,558.64 205.02	3.68%



WEB MADDOX TRUST ACCT. R77350008
For the Period 3/1/13 to 3/31/13

	Price	Quantity	Value	Adjusted Tax Cost Original Cost	Unrealized Gain/Loss	Est. Annual Income Accrued Interest	Yield
US Fixed Income							
JPM SHORT DURATION BOND FD - SEL FUND 3133 4812C1-33-0	10.98	11,678.23	128,226.91	127,208.38	1,018.53	1,529.84 116.78	1.19%
BLACKROCK HIGH YIELD BOND 091929-63-8	8.23	8,449.25	69,537.29	68,069.00	1,468.29	4,224.62	6.08%
Total US Fixed Income			\$583,545.07	\$567,220.17	\$16,324.90	\$24,672.92 \$1,238.51	4.23%

Complementary Structured Strategies

0 BARC 93% PPN CURRENCY BASKET 9/13/13
LINKED TO 3 CURRENCY BSKTS
50% 35% & 15% WEIGHT, UNCAPPED
9/9/11
06738K-UP-4

95.17 30,000.00 28,551.00 30,588.80 29,550.00 (2,037.80)

Foreign Exchange & Non-USD Fixed Income

JPM INTL CURRENCY INCOME FD
4812A3-29-6

11.19 3,575.93 40,014.67 37,583.04 2,431.63 20.53



WEB MADDOX TRUST ACCT. R77350008
For the Period 3/1/13 to 3/31/13

Specialty Assets Summary

Asset Categories	Beginning Estimated Value	Ending Estimated Value	Change In Value	Current Allocation
Oil & Gas	1.00	1.00	0.00	1%

Specialty Assets Detail

	Estimated Value	Gross Income	Production Tax	Expenses	Net Income	Depletion	Net Income After Depletion
Oil & Gas							
.14707964 MI, 188.22 ACS, J M DANIEL SVY A-395, TARRANT CO TX MINERAL INTEREST Bearer 997720-45-6	1.00 1.00	6,371.19	12.23	(1,901.93)	4,481.49	(1,040.35)	3,441.14
440029506 OLCOTT NORTH A UNIT #1H A-395, J M DANIEL SVY, TARRANT CO, TX		1,045.92		(429.66)	616.26	(156.89)	459.37
440029743 OLCOTT NORTH A UNIT #2H A-395, J M DANIEL SVY, TARRANT CO, TX							
440029744 OLCOTT NORTH A UNIT #3H A-395, J M DANIEL SVY, TARRANT CO, TX		1,263.32		(518.97)	744.35	(189.50)	554.85
440029745 OLCOTT NORTH A UNIT #4H A-395, J M DANIEL SVY, TARRANT CO, TX		387.72		(162.57)	225.15	(91.15)	134.00
530002888 WHIZ Q EAST UNIT 5H J M DANIEL 395 TARRANT, TEXAS							

J.P.Morgan



WEB MADDOX TRUST ACCT. R77350008
For the Period 3/1/13 to 3/31/13

	Estimated Value Estimated Cost	Gross Income	Production Tax	Expenses	Net Income	Depletion	Net Income After Depletion
Oil & Gas							
530003727 BLAIR EAST UNIT 2H TARRANT, TEXAS		58.35		(0.01)	58.34	(36.11)	22.23
530004784 BLAIR EAST UNIT 3H TARRANT, TEXAS		288.10		(0.06)	288.04	(67.53)	220.51
530004785 BLAIR EAST UT #4H TARRANT, TEXAS		352.09		(0.07)	352.02	(52.81)	299.21
530007068 WHIZ Q EAST UNIT 11H TARRANT, TEXAS		287.72	(3.00)		284.72	(43.16)	241.56
530007069 WHIZ Q EAST UNIT 12H TARRANT, TEXAS		427.27	(2.74)		424.53	(64.09)	360.44
530007380 BLAIR EAST UNIT 1H TARRANT, TEXAS		4.86	59.03		63.89	(0.73)	63.16
530007381 BLAIR EAST UNIT 5H TARRANT, TEXAS		331.48	(2.70)	(0.07)	328.71	(49.73)	278.98
530007382 OLCOTT NORTH A UNIT #12H TARRANT, TEXAS		1,924.36	(38.36)	(790.52)	1,095.48	(288.65)	806.83
Total Value		\$6,371.19	\$12.23	(\$1,901.93)	\$4,481.49	(\$1,040.35)	\$3,441.14

US DOLLAR INCOME

Total Oil & Gas	\$1.00	\$6,371.19	\$12.23	(\$1,901.93)	\$4,481.49	(\$1,040.35)	\$3,441.14
	\$1.00						



WEB MADDOX TRUST ACCT. R77350008
For the Period 3/1/13 to 3/31/13

Other Summary

Asset Categories	Beginning Estimated Value	Ending Estimated Value	Change In Value	Current Allocation
Other	1.00	1.00	0.00	1%

Market Value/Cost

Estimated Value	Current Period Value
1.00	1.00

Note. ** Unrealized Gain/Loss is shown as "N/A" in cases where we do not have appropriate cost information for all tax lots comprising the position. Please contact your J P Morgan team for additional information

Other Detail

Other	Price	Quantity	Value	Adjusted Cost Original Cost	Unrealized Gain/Loss	Accruals
COPYRIGHT #A723157 ON A BOOK "THE BLACK SHEEP" Z03859-00-8	100.00	1.000	1.00	N/A **	N/A	