



See a Social Security Number? Say Something!
Report Privacy Problems to <https://public.resource.org/privacy>
Or call the IRS Identity Theft Hotline at 1-800-908-4490



Return of Private Foundation
or Section 4947(a)(1) Nonexempt Charitable Trust
Treated as a Private Foundation

Note. The foundation may be able to use a copy of this return to satisfy state reporting requirements.

2012

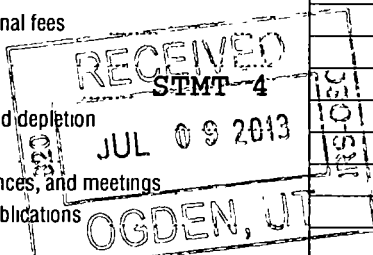
Open to public inspection

For calendar year 2012 or tax year beginning APR 1, 2012, and ending MAR 31, 2013

Name of foundation ALEXANDER J. GROSSMAN SCHOLARSHIP FOUNDATION, REGIONS BANK TRUST DEPT.		A Employer identification number 59-6782085
Number and street (or P.O. box number if mail is not delivered to street address) P.O. BOX 2918	Room/suite	B Telephone number 813-639-3415
City or town, state, and ZIP code CLEARWATER, FL 33757-2918		C If exemption application is pending, check here <input type="checkbox"/>
G Check all that apply: <input type="checkbox"/> Initial return <input type="checkbox"/> Initial return of a former public charity <input type="checkbox"/> Final return <input type="checkbox"/> Amended return <input type="checkbox"/> Address change <input type="checkbox"/> Name change		D 1. Foreign organizations, check here <input type="checkbox"/> 2. Foreign organizations meeting the 85% test, check here and attach computation <input type="checkbox"/>
H Check type of organization: <input checked="" type="checkbox"/> Section 501(c)(3) exempt private foundation <input type="checkbox"/> Section 4947(a)(1) nonexempt charitable trust <input type="checkbox"/> Other taxable private foundation		E If private foundation status was terminated under section 507(b)(1)(A), check here <input type="checkbox"/>
I Fair market value of all assets at end of year (from Part II, col. (c), line 16) \$ 2,093,049.	J Accounting method: <input type="checkbox"/> Cash <input type="checkbox"/> Accrual <input checked="" type="checkbox"/> Other (specify) MOD. CASH BASIS (Part I, column (d) must be on cash basis)	F If the foundation is in a 60-month termination under section 507(b)(1)(B), check here <input type="checkbox"/>

Part I Analysis of Revenue and Expenses (The total of amounts in columns (b), (c), and (d) may not necessarily equal the amounts in column (a).)		(a) Revenue and expenses per books	(b) Net investment income	(c) Adjusted net income	(d) Disbursements for charitable purposes (cash basis only)
Revenue	1 Contributions, gifts, grants, etc., received			N/A	
	2 Check <input checked="" type="checkbox"/> if the foundation is not required to attach Sch. B				
	3 Interest on savings and temporary cash investments				
	4 Dividends and interest from securities	45,979.	45,979.		STATEMENT 1
	5a Gross rents				
	b Net rental income or (loss)				
	6a Net gain or (loss) from sale of assets not on line 10	229,692.			
	b Gross sales price for all assets on line 6a	1,260,798.			
	7 Capital gain net income (from Part IV, line 2)		229,692.		
	8 Net short-term capital gain				
	9 Income modifications				
	10a Gross sales less returns and allowances				
b Less Cost of goods sold					
c Gross profit or (loss)					
11 Other income	7.	7.		STATEMENT 2	
12 Total. Add lines 1 through 11	275,678.	275,678.			
Operating and Administrative Expenses	13 Compensation of officers, directors, trustees, etc	21,409.	10,705.		10,704.
	14 Other employee salaries and wages				
	15 Pension plans, employee benefits				
	16a Legal fees				
	b Accounting fees	2,485.	2,485.		0.
	c Other professional fees				
	17 Interest	38.	38.		0.
	18 Taxes	1,604.	406.		0.
	19 Depreciation and depletion				
	20 Occupancy				
	21 Travel, conferences, and meetings				
	22 Printing and publications				
	23 Other expenses				
	24 Total operating and administrative expenses. Add lines 13 through 23	25,536.	13,634.		10,704.
	25 Contributions, gifts, grants paid	91,600.			91,600.
26 Total expenses and disbursements. Add lines 24 and 25	117,136.	13,634.		102,304.	
27 Subtract line 26 from line 12:					
a Excess of revenue over expenses and disbursements	158,542.				
b Net investment income (if negative, enter -0-)		262,044.			
c Adjusted net income (if negative, enter -0-)			N/A		

SCANNED JUL 16 2013



Part II Balance Sheets		Attached schedules and amounts in the description column should be for end-of-year amounts only		
		Beginning of year	End of year	
		(a) Book Value	(b) Book Value	(c) Fair Market Value
Assets	1 Cash - non-interest-bearing			
	2 Savings and temporary cash investments	125,371.	76,405.	76,405.
	3 Accounts receivable ▶			
	Less: allowance for doubtful accounts ▶			
	4 Pledges receivable ▶			
	Less: allowance for doubtful accounts ▶			
	5 Grants receivable			
	6 Receivables due from officers, directors, trustees, and other disqualified persons			
	7 Other notes and loans receivable ▶			
	Less: allowance for doubtful accounts ▶			
	8 Inventories for sale or use			
	9 Prepaid expenses and deferred charges			
	10a Investments - U.S. and state government obligations			
	b Investments - corporate stock STMT 5	1,079,163.	1,121,869.	1,417,481.
	c Investments - corporate bonds			
Liabilities	11 Investments - land, buildings, and equipment: basis ▶			
	Less: accumulated depreciation ▶			
	12 Investments - mortgage loans			
	13 Investments - other STMT 6	421,060.	585,848.	599,163.
	14 Land, buildings, and equipment: basis ▶			
	Less: accumulated depreciation ▶			
	15 Other assets (describe ▶)			
	16 Total assets (to be completed by all filers)	1,625,594.	1,784,122.	2,093,049.
	17 Accounts payable and accrued expenses			
	18 Grants payable			
Net Assets or Fund Balances	19 Deferred revenue			
	20 Loans from officers, directors, trustees, and other disqualified persons			
	21 Mortgages and other notes payable			
	22 Other liabilities (describe ▶)			
	23 Total liabilities (add lines 17 through 22)	0.	0.	
Foundations that follow SFAS 117, check here ▶ <input type="checkbox"/>	24 Unrestricted			
	25 Temporarily restricted			
	26 Permanently restricted			
	Foundations that do not follow SFAS 117, check here ▶ <input checked="" type="checkbox"/>			
	27 Capital stock, trust principal, or current funds	668,052.	668,052.	
	28 Paid-in or capital surplus, or land, bldg., and equipment fund	0.	0.	
	29 Retained earnings, accumulated income, endowment, or other funds	957,542.	1,116,084.	
	30 Total net assets or fund balances	1,625,594.	1,784,136.	
31 Total liabilities and net assets/fund balances	1,625,594.	1,784,136.		

Part III Analysis of Changes in Net Assets or Fund Balances

1 Total net assets or fund balances at beginning of year - Part II, column (a), line 30 (must agree with end-of-year figure reported on prior year's return)	1	1,625,594.
2 Enter amount from Part I, line 27a	2	158,542.
3 Other increases not included in line 2 (itemize) ▶	3	0.
4 Add lines 1, 2, and 3	4	1,784,136.
5 Decreases not included in line 2 (itemize) ▶	5	0.
6 Total net assets or fund balances at end of year (line 4 minus line 5) - Part II, column (b), line 30	6	1,784,136.

ALEXANDER J. GROSSMAN SCHOLARSHIP

Form 990-PF (2012)

FOUNDATION, REGIONS BANK TRUST DEPT.

59-6782085

Page 3

Part IV Capital Gains and Losses for Tax on Investment Income

(a) List and describe the kind(s) of property sold (e.g., real estate, 2-story brick warehouse; or common stock, 200 shs. MLC Co.)	(b) How acquired P - Purchase D - Donation	(c) Date acquired (mo., day, yr.)	(d) Date sold (mo., day, yr.)
1a REGIONS BANK - STATEMENT ATTACHED	P		
b REGIONS BANK - STATEMENT ATTACHED	P		
c CAPITAL GAINS DIVIDENDS			
d			
e			

(e) Gross sales price	(f) Depreciation allowed (or allowable)	(g) Cost or other basis plus expense of sale	(h) Gain or (loss) (e) plus (f) minus (g)
a 318,874.			6,293.
b 933,560.			215,035.
c 8,364.			8,364.
d			
e			

Complete only for assets showing gain in column (h) and owned by the foundation on 12/31/69			(i) Gains (Col. (h) gain minus col. (k), but not less than -0-) or Losses (from col. (h))
(i) F.M.V. as of 12/31/69	(j) Adjusted basis as of 12/31/69	(k) Excess of col. (i) over col. (j), if any	
a			6,293.
b			215,035.
c			8,364.
d			
e			

2 Capital gain net income or (net capital loss)	{ If gain, also enter in Part I, line 7 If (loss), enter -0- in Part I, line 7 }	2	229,692.
3 Net short-term capital gain or (loss) as defined in sections 1222(5) and (6): If gain, also enter in Part I, line 8, column (c). If (loss), enter -0- in Part I, line 8	}	3	N/A

Part V Qualification Under Section 4940(e) for Reduced Tax on Net Investment Income

(For optional use by domestic private foundations subject to the section 4940(a) tax on net investment income.)

If section 4940(d)(2) applies, leave this part blank.

Was the foundation liable for the section 4942 tax on the distributable amount of any year in the base period?

☒ Yes

No

If "Yes," the foundation does not qualify under section 4940(e). Do not complete this part.

1 Enter the appropriate amount in each column for each year; see the instructions before making any entries.

(a) Base period years Calendar year (or tax year beginning in)	(b) Adjusted qualifying distributions	(c) Net value of noncharitable-use assets	(d) Distribution ratio (col. (b) divided by col. (c))
2011			
2010			
2009			
2008			
2007			

2 Total of line 1, column (d)	2
3 Average distribution ratio for the 5-year base period - divide the total on line 2 by 5, or by the number of years the foundation has been in existence if less than 5 years	3
4 Enter the net value of noncharitable-use assets for 2012 from Part X, line 5	4
5 Multiply line 4 by line 3	5
6 Enter 1% of net investment income (1% of Part I, line 27b)	6
7 Add lines 5 and 6	7
8 Enter qualifying distributions from Part XII, line 4 If line 8 is equal to or greater than line 7, check the box in Part VI, line 1b, and complete that part using a 1% tax rate. See the Part VI instructions.	8

ALEXANDER J. GROSSMAN SCHOLARSHIP

Form 990-PF (2012)

FOUNDATION, REGIONS BANK TRUST DEPT.

59-6782085

Page 4

Part VI Excise Tax Based on Investment Income (Section 4940(a), 4940(b), 4940(e), or 4948 - see instructions)

1a Exempt operating foundations described in section 4940(d)(2), check here <input type="checkbox"/> and enter "N/A" on line 1. Date of ruling or determination letter: _____ (attach copy of letter if necessary-see instructions)			
b Domestic foundations that meet the section 4940(e) requirements in Part V, check here <input type="checkbox"/> and enter 1% of Part I, line 27b		1	5,241.
c All other domestic foundations enter 2% of line 27b. Exempt foreign organizations enter 4% of Part I, line 12, col. (b).			
2 Tax under section 511 (domestic section 4947(a)(1) trusts and taxable foundations only. Others enter -0-)		2	0.
3 Add lines 1 and 2		3	5,241.
4 Subtitle A (income) tax (domestic section 4947(a)(1) trusts and taxable foundations only. Others enter -0-)		4	0.
5 Tax based on investment income. Subtract line 4 from line 3. If zero or less, enter -0-		5	5,241.
6 Credits/Payments:			
a 2012 estimated tax payments and 2011 overpayment credited to 2012	6a	796.	
b Exempt foreign organizations - tax withheld at source	6b		
c Tax paid with application for extension of time to file (Form 8868)	6c		
d Backup withholding erroneously withheld	6d		
7 Total credits and payments. Add lines 6a through 6d	7	796.	
8 Enter any penalty for underpayment of estimated tax. Check here <input type="checkbox"/> if Form 2220 is attached	8		
9 Tax due. If the total of lines 5 and 8 is more than line 7, enter amount owed	9	4,445.	
10 Overpayment. If line 7 is more than the total of lines 5 and 8, enter the amount overpaid	10		
11 Enter the amount of line 10 to be: Credited to 2013 estimated tax <input type="checkbox"/> Refunded <input type="checkbox"/>	11		

Part VII-A Statements Regarding Activities

	Yes	No
1a During the tax year, did the foundation attempt to influence any national, state, or local legislation or did it participate or intervene in any political campaign?		X
b Did it spend more than \$100 during the year (either directly or indirectly) for political purposes (see instructions for definition)? If the answer is "Yes" to 1a or 1b, attach a detailed description of the activities and copies of any materials published or distributed by the foundation in connection with the activities.		X
c Did the foundation file Form 1120-POL for this year?		X
d Enter the amount (if any) of tax on political expenditures (section 4955) imposed during the year: (1) On the foundation. ► \$ 0. (2) On foundation managers. ► \$ 0.		
e Enter the reimbursement (if any) paid by the foundation during the year for political expenditure tax imposed on foundation managers. ► \$ 0.		
2 Has the foundation engaged in any activities that have not previously been reported to the IRS? If "Yes," attach a detailed description of the activities.		X
3 Has the foundation made any changes, not previously reported to the IRS, in its governing instrument, articles of incorporation, or bylaws, or other similar instruments? If "Yes," attach a conformed copy of the changes		X
4a Did the foundation have unrelated business gross income of \$1,000 or more during the year?		X
b If "Yes," has it filed a tax return on Form 990-T for this year?		
5 Was there a liquidation, termination, dissolution, or substantial contraction during the year? If "Yes," attach the statement required by General Instruction T.		X
6 Are the requirements of section 508(e) (relating to sections 4941 through 4945) satisfied either: • By language in the governing instrument, or • By state legislation that effectively amends the governing instrument so that no mandatory directions that conflict with the state law remain in the governing instrument?	X	
7 Did the foundation have at least \$5,000 in assets at any time during the year? If "Yes," complete Part II, col. (c), and Part XV.	X	
8a Enter the states to which the foundation reports or with which it is registered (see instructions) ► FL		
b If the answer is "Yes" to line 7, has the foundation furnished a copy of Form 990-PF to the Attorney General (or designate) of each state as required by General Instruction G? If "No," attach explanation	X	
9 Is the foundation claiming status as a private operating foundation within the meaning of section 4942(j)(3) or 4942(j)(5) for calendar year 2012 or the taxable year beginning in 2012 (see instructions for Part XIV)? If "Yes," complete Part XIV		X
10 Did any persons become substantial contributors during the tax year? If "Yes," attach a schedule listing their names and addresses		X

N/A

Form 990-PF (2012)

Part VII-A Statements Regarding Activities (continued)

11	At any time during the year, did the foundation, directly or indirectly, own a controlled entity within the meaning of section 512(b)(13)? If "Yes," attach schedule (see instructions)			X
12	Did the foundation make a distribution to a donor advised fund over which the foundation or a disqualified person had advisory privileges? If "Yes," attach statement (see instructions)			X
13	Did the foundation comply with the public inspection requirements for its annual returns and exemption application?			X
Website address N/A				
14	The books are in care of REGIONS BANK TRUST DEPARTMENT Telephone no. 813-639-3443			
Located at P.O. BOX 2918, CLEARWATER, FL ZIP+4 33757-2918				
15	Section 4947(a)(1) nonexempt charitable trusts filing Form 990-PF in lieu of Form 1041 - Check here and enter the amount of tax-exempt interest received or accrued during the year	<input type="checkbox"/>	15	N/A
16	At any time during calendar year 2012, did the foundation have an interest in or a signature or other authority over a bank, securities, or other financial account in a foreign country?		16	Yes No X
See the instructions for exceptions and filing requirements for Form TD F 90-22.1. If "Yes," enter the name of the foreign country N/A				

Part VII-B Statements Regarding Activities for Which Form 4720 May Be Required

File Form 4720 if any item is checked in the "Yes" column, unless an exception applies.

	Yes	No
1a During the year did the foundation (either directly or indirectly):		
(1) Engage in the sale or exchange, or leasing of property with a disqualified person?	<input type="checkbox"/> Yes <input checked="" type="checkbox"/> No	
(2) Borrow money from, lend money to, or otherwise extend credit to (or accept it from) a disqualified person?	<input type="checkbox"/> Yes <input checked="" type="checkbox"/> No	
(3) Furnish goods, services, or facilities to (or accept them from) a disqualified person?	<input type="checkbox"/> Yes <input checked="" type="checkbox"/> No	
(4) Pay compensation to, or pay or reimburse the expenses of, a disqualified person?	<input checked="" type="checkbox"/> Yes <input type="checkbox"/> No	
(5) Transfer any income or assets to a disqualified person (or make any of either available for the benefit or use of a disqualified person)?	<input type="checkbox"/> Yes <input checked="" type="checkbox"/> No	
(6) Agree to pay money or property to a government official? (Exception. Check "No" if the foundation agreed to make a grant to or to employ the official for a period after termination of government service, if terminating within 90 days.)	<input type="checkbox"/> Yes <input checked="" type="checkbox"/> No	
b If any answer is "Yes" to 1a(1)-(6), did any of the acts fail to qualify under the exceptions described in Regulations section 53.4941(d)-3 or in a current notice regarding disaster assistance (see instructions)? Organizations relying on a current notice regarding disaster assistance check here		X
c Did the foundation engage in a prior year in any of the acts described in 1a, other than excepted acts, that were not corrected before the first day of the tax year beginning in 2012?		X
2 Taxes on failure to distribute income (section 4942) (does not apply for years the foundation was a private operating foundation defined in section 4942(j)(3) or 4942(j)(5)):		
a At the end of tax year 2012, did the foundation have any undistributed income (lines 6d and 6e, Part XIII) for tax year(s) beginning before 2012? If "Yes," list the years N/A	<input type="checkbox"/> Yes <input checked="" type="checkbox"/> No	
b Are there any years listed in 2a for which the foundation is not applying the provisions of section 4942(a)(2) (relating to incorrect valuation of assets) to the year's undistributed income? (If applying section 4942(a)(2) to all years listed, answer "No" and attach statement - see instructions.)		
c If the provisions of section 4942(a)(2) are being applied to any of the years listed in 2a, list the years here.		
3a Did the foundation hold more than a 2% direct or indirect interest in any business enterprise at any time during the year?	<input type="checkbox"/> Yes <input checked="" type="checkbox"/> No	
b If "Yes," did it have excess business holdings in 2012 as a result of (1) any purchase by the foundation or disqualified persons after May 26, 1969; (2) the lapse of the 5-year period (or longer period approved by the Commissioner under section 4943(c)(7)) to dispose of holdings acquired by gift or bequest; or (3) the lapse of the 10-, 15-, or 20-year first phase holding period? (Use Schedule C, Form 4720, to determine if the foundation had excess business holdings in 2012.)		
4a Did the foundation invest during the year any amount in a manner that would jeopardize its charitable purposes?		X
b Did the foundation make any investment in a prior year (but after December 31, 1969) that could jeopardize its charitable purpose that had not been removed from jeopardy before the first day of the tax year beginning in 2012?		X

Part VII-B Statements Regarding Activities for Which Form 4720 May Be Required (continued)

5a During the year did the foundation pay or incur any amount to:

- (1) Carry on propaganda, or otherwise attempt to influence legislation (section 4945(e))? ☐ Yes ☒ No
- (2) Influence the outcome of any specific public election (see section 4955); or to carry on, directly or indirectly, any voter registration drive? ☐ Yes ☒ No
- (3) Provide a grant to an individual for travel, study, or other similar purposes? ☒ Yes ☐ No
- (4) Provide a grant to an organization other than a charitable, etc., organization described in section 509(a)(1), (2), or (3), or section 4940(d)(2)? ☐ Yes ☒ No
- (5) Provide for any purpose other than religious, charitable, scientific, literary, or educational purposes, or for the prevention of cruelty to children or animals? ☐ Yes ☒ No

b If any answer is "Yes" to 5a(1)-(5), did any of the transactions fail to qualify under the exceptions described in Regulations section 53.4945 or in a current notice regarding disaster assistance (see instructions)?

Organizations relying on a current notice regarding disaster assistance check here ☐

c If the answer is "Yes" to question 5a(4), does the foundation claim exemption from the tax because it maintained expenditure responsibility for the grant?

N/A ☐ Yes ☐ No

If "Yes," attach the statement required by Regulations section 53.4945-5(d).

6a Did the foundation, during the year, receive any funds, directly or indirectly, to pay premiums on a personal benefit contract?

☐ Yes ☒ No

b Did the foundation, during the year, pay premiums, directly or indirectly, on a personal benefit contract?

If "Yes" to 6b, file Form 8870

7a At any time during the tax year, was the foundation a party to a prohibited tax shelter transaction?

☐ Yes ☒ No

b If "Yes," did the foundation receive any proceeds or have any net income attributable to the transaction?

N/A

5b

X

6b

X

7b

Part VIII Information About Officers, Directors, Trustees, Foundation Managers, Highly Paid Employees, and Contractors

1 List all officers, directors, trustees, foundation managers and their compensation.

(a) Name and address	(b) Title, and average hours per week devoted to position	(c) Compensation (If not paid, enter -0-)	(d) Contributions to employee benefit plans and deferred compensation	(e) Expense account, other allowances
REGIONS BANK TRUST DEPARTMENT	TRUSTEE			
P.O. BOX 2918				
CLEARWATER, FL 33757-2918	1.00	21,409.	0.	0.
SUPERINTENDENT				
PINELLAS SCHOOL SYSTEM	AWARDS COMMITTEE			
CLEARWATER, FL	1.00	0.	0.	0.
PRINCIPAL & REGISTRAR				
DUNEDIN HIGH SCHOOL	AWARDS COMMITTEE			
DUNEDIN, FL	1.00	0.	0.	0.

2 Compensation of five highest-paid employees (other than those included on line 1). If none, enter "NONE."

(a) Name and address of each employee paid more than \$50,000	(b) Title, and average hours per week devoted to position	(c) Compensation	(d) Contributions to employee benefit plans and deferred compensation	(e) Expense account, other allowances
NONE				

Total number of other employees paid over \$50,000

0

Part VIII Information About Officers, Directors, Trustees, Foundation Managers, Highly Paid Employees, and Contractors *(continued)***3** Five highest-paid independent contractors for professional services. If none, enter "NONE."

(a) Name and address of each person paid more than \$50,000	(b) Type of service	(c) Compensation
NONE		

Total number of others receiving over \$50,000 for professional services

0

Part IX-A Summary of Direct Charitable Activities

List the foundation's four largest direct charitable activities during the tax year. Include relevant statistical information such as the number of organizations and other beneficiaries served, conferences convened, research papers produced, etc.

	Expenses
1 N/A	
2	
3	
4	

Part IX-B Summary of Program-Related Investments

Describe the two largest program-related investments made by the foundation during the tax year on lines 1 and 2.

	Amount
1 N/A	
2	
All other program-related investments. See instructions.	
3	

Total. Add lines 1 through 3

0.

Form 990-PF (2012)

Part X Minimum Investment Return (All domestic foundations must complete this part. Foreign foundations, see instructions.)

1	Fair market value of assets not used (or held for use) directly in carrying out charitable, etc., purposes:		
a	Average monthly fair market value of securities	1a	1,916,036.
b	Average of monthly cash balances	1b	75,966.
c	Fair market value of all other assets	1c	
d	Total (add lines 1a, b, and c)	1d	1,992,002.
e	Reduction claimed for blockage or other factors reported on lines 1a and 1c (attach detailed explanation)	1e	0.
2	Acquisition indebtedness applicable to line 1 assets	2	0.
3	Subtract line 2 from line 1d	3	1,992,002.
4	Cash deemed held for charitable activities. Enter 1 1/2% of line 3 (for greater amount, see instructions)	4	29,880.
5	Net value of noncharitable-use assets. Subtract line 4 from line 3. Enter here and on Part V, line 4	5	1,962,122.
6	Minimum investment return. Enter 5% of line 5	6	98,106.

Part XI Distributable Amount (see instructions) (Section 4942(j)(3) and (j)(5) private operating foundations and certain foreign organizations check here ☐ and do not complete this part.)

1	Minimum investment return from Part X, line 6	1	98,106.
2a	Tax on investment income for 2012 from Part VI, line 5	2a	5,241.
b	Income tax for 2012. (This does not include the tax from Part VI.)	2b	
c	Add lines 2a and 2b	2c	5,241.
3	Distributable amount before adjustments. Subtract line 2c from line 1	3	92,865.
4	Recoveries of amounts treated as qualifying distributions	4	0.
5	Add lines 3 and 4	5	92,865.
6	Deduction from distributable amount (see instructions)	6	0.
7	Distributable amount as adjusted. Subtract line 6 from line 5. Enter here and on Part XIII, line 1	7	92,865.

Part XII Qualifying Distributions (see instructions)

1	Amounts paid (including administrative expenses) to accomplish charitable, etc., purposes:		
a	Expenses, contributions, gifts, etc. - total from Part I, column (d), line 26	1a	102,304.
b	Program-related investments - total from Part IX-B	1b	0.
2	Amounts paid to acquire assets used (or held for use) directly in carrying out charitable, etc., purposes	2	
3	Amounts set aside for specific charitable projects that satisfy the:		
a	Suitability test (prior IRS approval required)	3a	
b	Cash distribution test (attach the required schedule)	3b	
4	Qualifying distributions. Add lines 1a through 3b. Enter here and on Part V, line 8, and Part XIII, line 4	4	102,304.
5	Foundations that qualify under section 4940(e) for the reduced rate of tax on net investment income. Enter 1% of Part I, line 27b	5	0.
6	Adjusted qualifying distributions. Subtract line 5 from line 4	6	102,304.

Note. The amount on line 6 will be used in Part V, column (b), in subsequent years when calculating whether the foundation qualifies for the section 4940(e) reduction of tax in those years.

Part XIII Undistributed Income (see instructions)

	(a) Corpus	(b) Years prior to 2011	(c) 2011	(d) 2012
1 Distributable amount for 2012 from Part XI, line 7				92,865.
2 Undistributed income, if any, as of the end of 2012				
a Enter amount for 2011 only			90,826.	
b Total for prior years:		0.		
3 Excess distributions carryover, if any, to 2012:				
a From 2007				
b From 2008				
c From 2009				
d From 2010				
e From 2011				
f Total of lines 3a through e	0.			
4 Qualifying distributions for 2012 from Part XII, line 4: ▶ \$ 102,304.				
a Applied to 2011, but not more than line 2a			90,826.	
b Applied to undistributed income of prior years (Election required - see instructions)		0.		
c Treated as distributions out of corpus (Election required - see instructions)	0.			
d Applied to 2012 distributable amount				11,478.
e Remaining amount distributed out of corpus	0.			
5 Excess distributions carryover applied to 2012 (If an amount appears in column (d), the same amount must be shown in column (a))	0.			0.
6 Enter the net total of each column as indicated below:				
a Corpus. Add lines 3f, 4c, and 4e. Subtract line 5	0.			
b Prior years' undistributed income. Subtract line 4b from line 2b		0.		
c Enter the amount of prior years' undistributed income for which a notice of deficiency has been issued, or on which the section 4942(a) tax has been previously assessed		0.		
d Subtract line 6c from line 6b. Taxable amount - see instructions		0.		
e Undistributed income for 2011. Subtract line 4a from line 2a. Taxable amount - see instr.			0.	
f Undistributed income for 2012. Subtract lines 4d and 5 from line 1. This amount must be distributed in 2013				81,387.
7 Amounts treated as distributions out of corpus to satisfy requirements imposed by section 170(b)(1)(F) or 4942(g)(3)	0.			
8 Excess distributions carryover from 2007 not applied on line 5 or line 7	0.			
9 Excess distributions carryover to 2013. Subtract lines 7 and 8 from line 6a	0.			
10 Analysis of line 9:				
a Excess from 2008				
b Excess from 2009				
c Excess from 2010				
d Excess from 2011				
e Excess from 2012				

Part XIV	Private Operating Foundations (see instructions and Part VII-A, question 9)
-----------------	--

N/A

- † a If the foundation has received a ruling or determination letter that it is a private operating foundation, and the ruling is effective for 2012, enter the date of the ruling

- b** Check box to indicate whether the foundation is a private operating foundation described in section ☐ 4942(j)(3) or ☐ 4942(j)(5)

- 2 a** Enter the lesser of the adjusted net income from Part I or the minimum investment return from Part X for each year listed

- b 85% of line 2a**

- c** Qualifying distributions from Part XII,
line 4 for each year listed

- d** Amounts included in line 2c not used directly for active conduct of exempt activities

- e Qualifying distributions made directly for active conduct of exempt activities.**

- Subtract line 2d from line 2c

- 3** Complete 3a, b, or c for the alternative test relied upon:

- a "Assets" alternative test - enter:
(1) Value of all assets

- (2) Value of assets qualifying under section 4942(j)(3)(B)(i)**

- b "Endowment" alternative test - enter 2/3 of minimum investment return shown in Part X, line 6 for each year listed**

- c "Support" alternative test - enter:

- (1) Total support other than gross investment income (interest, dividends, rents, payments on securities loans (section 512(a)(5)), or royalties)

- (2) Support from general public and 5 or more exempt organizations as provided in section 4942(j)(3)(B)(iii)

- (3) Largest amount of support from an exempt organization**

- (4) Gross investment income**

[illegible]

Part XV	Supplementary Information (Complete this part only if the foundation had \$5,000 or more in assets at any time during the year-see instructions.)
----------------	--

1 Information Regarding Foundation Managers:

- a** List any managers of the foundation who have contributed more than 2% of the total contributions received by the foundation before the close of any tax year (but only if they have contributed more than \$5,000). (See section 507(d)(2).)

NONE

- b** List any managers of the foundation who own 10% or more of the stock of a corporation (or an equally large portion of the ownership of a partnership or other entity) of which the foundation has a 10% or greater interest.

NONE

2 Information Regarding Contribution, Grant, Gift, Loan, Scholarship, etc., Programs

Check here ☒ if the foundation only makes contributions to preselected charitable organizations and does not accept unsolicited requests for funds. If the foundation makes gifts, grants, etc. (see instructions) to individuals or organizations under other conditions, complete items 2a, b, c, and d.

- a** The name, address, and telephone number or e-mail of the person to whom applications should be addressed:

SEE ATTACHED

- b The form in which applications should be submitted and information and materials they should include:**

SEE ATTACHED

- c Any submission deadlines:**

SEE ATTACHED

- d Any restrictions or limitations on awards, such as by geographical areas, charitable fields, kinds of institutions, or other factors:

SEE ATTACHED

Part XV **Supplementary Information** (continued)

3 Grants and Contributions Paid During the Year or Approved for Future Payment				
Recipient Name and address (home or business)	If recipient is an individual, show any relationship to any foundation manager or substantial contributor	Foundation status of recipient	Purpose of grant or contribution	Amount
a Paid during the year				
ANNA MCKEON FLORIDA STATE UNIVERSITY TALLAHASSEE, FL	NONE	ELIGIBLE	EDUCATION	5,000.
TIMOTHY GENTILE FLORIDA GULF COAST UNIVERSITY FT. MYERS, FL	NONE	ELIGIBLE	EDUCATION	6,000.
KYLE REEDY UNIVERSITY OF CENTRAL FLORIDA ORLANDO, FL	NONE	ELIGIBLE	EDUCATION	6,000.
CHRISTY RICKRODE UNIVERSITY OF FLORIDA GAINESVILLE, FL	NONE	ELIGIBLE	EDUCATION	5,000.
HALEY LONDON UNIVERSITY OF FLORIDA GAINESVILLE, FL	NONE	ELIGIBLE	EDUCATION	6,000.
Total	SEE CONTINUATION SHEET(S)			91,600.
b Approved for future payment				
NONE				
Total				0.

Part XVII Information Regarding Transfers To and Transactions and Relationships With Noncharitable Exempt Organizations

		Yes	No
1	Did the organization directly or indirectly engage in any of the following with any other organization described in section 501(c) of the Code (other than section 501(c)(3) organizations) or in section 527, relating to political organizations?		
a	Transfers from the reporting foundation to a noncharitable exempt organization of:		
	(1) Cash		X
	(2) Other assets		X
b	Other transactions:		
	(1) Sales of assets to a noncharitable exempt organization		X
	(2) Purchases of assets from a noncharitable exempt organization		X
	(3) Rental of facilities, equipment, or other assets		X
	(4) Reimbursement arrangements		X
	(5) Loans or loan guarantees		X
	(6) Performance of services or membership or fundraising solicitations		X
c	Sharing of facilities, equipment, mailing lists, other assets, or paid employees		X
d	If the answer to any of the above is "Yes," complete the following schedule. Column (b) should always show the fair market value of the goods, other assets, or services given by the reporting foundation. If the foundation received less than fair market value in any transaction or sharing arrangement, show in column (d) the value of the goods, other assets, or services received.		

[illegible]



2a Is the foundation directly or indirectly affiliated with, or related to, one or more tax-exempt organizations described in section 501(c) of the Code (other than section 501(c)(3)) or in section 527?

☐ Yes ☒ No

b If "Yes," complete the following schedule.

(a) Name of organization	(b) Type of organization	(c) Description of relationship
N/A		

Under penalties of perjury, I declare that I have examined this return, including accompanying schedules and statements, and to the best of my knowledge and belief, it is true, correct, and complete. Declaration of preparer (other than taxpayer) is based on all information of which preparer has any knowledge.

Sign Here  6-25-13  V.P. Investment Advisor

Signature of officer or trustee Date Title

May the IRS discuss this return with the preparer shown below (see instr. 9)? ☒ Yes ☐ No

Paid Preparer Use Only	Print/Type preparer's name J BIONDI-SHANNON CPA	Preparer's signature <i>J Biondi-Shannon CPA</i>	Date 6/25/13	Check <input type="checkbox"/> if self-employed	PTIN P00440244
	Firm's name ▶ BIONDI-SHANNON PANEBIANCO CONSULTING				Firm's EIN ▶ 30-0162016
	Firm's address ▶ P.O. BOX 16941 CLEARWATER, FL 33766				Phone no. 727-791-9199

Form 990-PF (2012)

**ALEXANDER J. GROSSMAN SCHOLARSHIP
FOUNDATION, REGIONS BANK TRUST DEPT.**

59-6782085

Part XV Supplementary Information

3 Grants and Contributions Paid During the Year (Continuation)

Recipient Name and address (home or business)	If recipient is an individual, show any relationship to any foundation manager or substantial contributor	Foundation status of recipient	Purpose of grant or contribution	Amount
JACOB CRABTREE DUKE UNIVERSITY RALEIGH DURHAM, NC	NONE	ELIGIBLE	EDUCATION	6,000.
JOSEPH HOOTEN UNIVERSITY OF SOUTHERN CALIFORNIA LOS ANGELES, CA	NONE	ELIGIBLE	EDUCATION	6,000.
KAYLA LOCK UNIVERSITY OF SOUTH FLORIDA TAMPA, FL	NONE	ELIGIBLE	EDUCATION	6,000.
MATTHEW BOLER FLORIDA STATE UNIVERSITY TALLAHASSEE, FL	NONE	ELIGIBLE	EDUCATION	6,000.
MICHAEL ACCARDI USMA WEST POINT, NY	NONE	ELIGIBLE	EDUCATION	3,000.
ANDREAS ZACHAROPOULOS UNIVERSITY OF SOUTH FLORIDA TAMPA, FL	NONE	ELIGIBLE	EDUCATION	7,000.
ZACHARY MACIOLEK PURDUE UNIVERSITY WEST LAFAYETTE, IN	NONE	ELIGIBLE	EDUCATION	6,200.
DANIELLE LARSON UNIVERSITY OF FLORIDA GAINESVILLE, FL	NONE	ELIGIBLE	EDUCATION	6,200.
TRENTON BOYER FLORIDA GULF COAST UNIVERSITY FT. MYERS, FL	NONE	ELIGIBLE	EDUCATION	6,000.
WHITNEY NIELSON UNIVERSITY OF FLORIDA GAINESVILLE, FL	NONE	ELIGIBLE	EDUCATION	5,000.
Total from continuation sheets				63,600.

59-6782085

3 Grants and Contributions Paid During the Year (Continuation)**Total from continuation sheets**

FORM 990-PF	DIVIDENDS AND INTEREST FROM SECURITIES	STATEMENT	1
-------------	--	-----------	---

SOURCE	GROSS AMOUNT	CAPITAL GAINS DIVIDENDS	COLUMN (A) AMOUNT
REGIONS BANK - DIVIDENDS & INTEREST	45,979.	0.	45,979.
REGIONS BANK - DIVIDENDS & INTEREST	8,364.	8,364.	0.
TOTAL TO FM 990-PF, PART I, LN 4	54,343.	8,364.	45,979.

FORM 990-PF	OTHER INCOME	STATEMENT	2
-------------	--------------	-----------	---

DESCRIPTION	(A) REVENUE PER BOOKS	(B) NET INVEST- MENT INCOME	(C) ADJUSTED NET INCOME
BOOK TAX DIFFERENCE	7.	7.	
TOTAL TO FORM 990-PF, PART I, LINE 11	7.	7.	

FORM 990-PF	ACCOUNTING FEES	STATEMENT	3
-------------	-----------------	-----------	---

DESCRIPTION	(A) EXPENSES PER BOOKS	(B) NET INVEST- MENT INCOME	(C) ADJUSTED NET INCOME	(D) CHARITABLE PURPOSES
ACCOUNTING FEES	2,485.	2,485.		0.
TO FORM 990-PF, PG 1, LN 16B	2,485.	2,485.		0.

FORM 990-PF	TAXES	STATEMENT	4
-------------	-------	-----------	---

DESCRIPTION	(A) EXPENSES PER BOOKS	(B) NET INVEST- MENT INCOME	(C) ADJUSTED NET INCOME	(D) CHARITABLE PURPOSES
FOREIGN TAX PAID	406.	406.		0.
FEDERAL TAX PAID	1,198.	0.		0.
TO FORM 990-PF, PG 1, LN 18	1,604.	406.		0.

FORM 990-PF	CORPORATE STOCK	STATEMENT	5
-------------	-----------------	-----------	---

DESCRIPTION	BOOK VALUE	FAIR MARKET VALUE
EQUITIES	1,121,869.	1,417,481.
TOTAL TO FORM 990-PF, PART II, LINE 10B	1,121,869.	1,417,481.

FORM 990-PF	OTHER INVESTMENTS	STATEMENT	6
-------------	-------------------	-----------	---

DESCRIPTION	VALUATION METHOD	BOOK VALUE	FAIR MARKET VALUE
FIXED ASSETS	COST	585,848.	599,163.
TOTAL TO FORM 990-PF, PART II, LINE 13		585,848.	599,163.

ACCT H705 3455000058
FROM 04/01/2012
TO 03/31/2013

REGIONS BANK, TRUST DEPARTMENT
STATEMENT OF CAPITAL GAINS AND LOSSES
GROSSMAN ALEXANDER SCHOLARSHIP FDM

TRUST YEAR ENDING 03/31/2013

PAGE 99

RUN 04/17/2013
05:43.01 PM

TAX PREPARER: 6114
TRUST ADMINISTRATOR: 1130
INVESTMENT OFFICER: 121

LEGEND: F - FEDERAL S - STATE I - INHERITED
E - EXEMPT FROM STATE U - ACQ COST UNKNOWN

PROPERTY DESCRIPTION	SHARES	DATE	SALES PRICE	COST BASIS	GAIN/LOSS	TERM	NC
450.0000 ABBOTT LABORATORIES - 002824100 - MINOR = 31001							
SOLD		08/30/2012	29462.18				
ACQ	450.0000	05/12/2008	29462.18	23781.69	5680.49	LT15	Y
180.0000 ALLERGAN INC - 018490102 - MINOR = 50							
SOLD		01/17/2013	18845.57				
ACQ	180.0000	01/11/2005	18845.57	7169.40	11676.17	LT15	Y
240.0000 AMERICAN EXPRESS CO - 025816109 - MINOR = 31001							
SOLD		01/17/2013	14579.98				
ACQ	240.0000	03/03/2009	14579.98	2745.17	11834.81	LT15	Y
160.0000 APACHE CORP - 037411105 - MINOR = 31001							
SOLD		01/17/2013	12924.51				
ACQ	160.0000	09/14/2010	12924.51	15317.41	-2392.90	LT15	Y
2908.4550 ARTISAN FDS INC MID CAP VALUE FD INV SHS - 04314H709 - MINOR = 62							
SOLD		01/17/2013	63258.90				
ACQ	2908.4550	03/03/2009	63258.90	29928.00	33330.90	LT15	Y
130.0000 BAXTER INTL INC COM - 071813109 - MINOR = 31000							
SOLD		01/17/2013	8664.43				
ACQ	130.0000	08/30/2012	8664.43	7616.64	1047.79	ST	
250.0000 CVS CORP COM - 126650100 - MINOR = 3101							
SOLD		01/17/2013	12925.09				
ACQ	250.0000	06/12/2007	12925.09	9322.05	3603.04	LT15	Y
200.0000 CATERPILLAR INC - 149123101 - MINOR = 456							
SOLD		01/17/2013	19093.87				
ACQ	200.0000	09/14/2010	19093.87	14452.00	4641.87	LT15	Y
70.0000 CHEVRON CORP COM - 166764100 - MINOR = 50							
SOLD		01/17/2013	8040.02				
ACQ	70.0000	09/27/2001	8040.02	2755.46	5284.56	LT15	Y
260.0000 CISCO SYS INC COM - 17275R102							
SOLD		01/17/2013	5439.46				
ACQ	260.0000	10/10/2002	5439.46	2517.63	2921.83	LT15	Y
8000.0000 CITIGROUP INC FDIC GUARANTEED DTD 08/06/2009 2 25% 12/10/2012 - 17313YAJ0 - MINOR = 30							
SOLD		09/14/2012	8037.52				
ACQ	8000.0000	12/15/2009	8037.52	8153.76	-116.24	LT15	Y
9000.0000 CITIGROUP INC FDIC GUARANTEED DTD 08/06/2009 2 25% 12/10/2012 - 17313YAJ0 - MINOR = 30							
SOLD		11/29/2012	9003.07				
ACQ	4000.0000	12/15/2009	4001.36	4076.88	-75.52	LT15	Y
	5000.0000	09/10/2012	5001.71	5025.35	-23.64	ST	Y
1000.0000 COMCAST CORP DTD 06/18/09 5.7% 07/01/201 - 20030NAZ4 - MINOR = 45							
SOLD		05/07/2012	1193.78				
ACQ	1000.0000	07/07/2009	1193.78	1011.07	182.71	LT15	Y
1000.0000 CREDIT SUISSE NEW YORK DTD 5/4/09 5 5% 0 - 22546QAA5 - MINOR = 45							
SOLD		07/09/2012	1060.68				
ACQ	1000.0000	07/07/2009	1060.68	1053.91	6.77	LT15	Y
40.0000 DANAHER CORP - 235851102 - MINOR = 50							
SOLD		01/17/2013	2405.94				
ACQ	40.0000	08/30/2012	2405.94	2125.18	280.76	ST	
680.0000 E M C CORP MASS COM - 268648102 - MINOR = 50							
SOLD		01/17/2013	16299.57				
ACQ	680.0000	06/17/2003	16299.57	7065.20	9234.37	LT15	Y
500.0000 EATON CORP - 278058102 - MINOR = 50							
SOLD		11/30/2012	25952.80				
ACQ	500.0000	08/10/2009	25952.80	13677.05	12275.75	LT15	Y
140.0000 EXXON MOBIL CORP - 30231G102							
SOLD		01/17/2013	12580.11				
ACQ	140.0000	06/12/2007	12580.11	11510.55	1069.56	LT15	Y
239.6100 FEDERAL HOME LOAN MTG CORP POOL #G01840 DTD 06/01/2005 5% 07/01/2035 - 3128LXBH2 - MINOR = 35							
SOLD		04/16/2012	239.61				
ACQ	239.6100	08/11/2011	239.61	260.46	-20.85	ST	Y
234.0900 FEDERAL HOME LOAN MTG CORP POOL #G01840 DTD 06/01/2005 5% 07/01/2035 - 3128LXBH2 - MINOR = 35							
SOLD		05/15/2012	234.09				
ACQ	234.0900	08/11/2011	234.09	254.46	-20.37	ST	Y
243.7700 FEDERAL HOME LOAN MTG CORP POOL #G01840 DTD 06/01/2005 5% 07/01/2035 - 3128LXBH2 - MINOR = 35							
SOLD		06/15/2012	243.77				
ACQ	243.7700	08/11/2011	243.77	264.99	-21.22	ST	Y
215.5300 FEDERAL HOME LOAN MTG CORP POOL #G01840 DTD 06/01/2005 5% 07/01/2035 - 3128LXBH2 - MINOR = 35							
SOLD		07/16/2012	215.53				
ACQ	215.5300	08/11/2011	215.53	234.29	-18.76	ST	Y
212.4000 FEDERAL HOME LOAN MTG CORP POOL #G01840 DTD 06/01/2005 5% 07/01/2035 - 3128LXBH2 - MINOR = 35							
SOLD		08/15/2012	212.40				
ACQ	212.4000	08/11/2011	212.40	230.89	-18.49	LT15	Y
228.7700 FEDERAL HOME LOAN MTG CORP POOL #G01840 DTD 06/01/2005 5% 07/01/2035 - 3128LXBH2 - MINOR = 35							
SOLD		09/17/2012	228.77				
ACQ	228.7700	08/11/2011	228.77	248.68	-19.91	LT15	Y
229.6400 FEDERAL HOME LOAN MTG CORP POOL #G01840 DTD 06/01/2005 5% 07/01/2035 - 3128LXBH2 - MINOR = 35							
SOLD		10/15/2012	229.64				
ACQ	229.6400	08/11/2011	229.64	249.63	-19.99	LT15	Y
244.5400 FEDERAL HOME LOAN MTG CORP POOL #G01840 DTD 06/01/2005 5% 07/01/2035 - 3128LXBH2 - MINOR = 35							
SOLD		11/15/2012	244.54				
ACQ	244.5400	08/11/2011	244.54	265.82	-21.28	LT15	Y
197.3600 FEDERAL HOME LOAN MTG CORP POOL #G01840 DTD 06/01/2005 5% 07/01/2035 - 3128LXBH2 - MINOR = 35							
SOLD		12/17/2012	197.36				
ACQ	197.3600	08/11/2011	197.36	214.54	-17.18	LT15	Y
200.2600 FEDERAL HOME LOAN MTG CORP POOL #G01840 DTD 06/01/2005 5% 07/01/2035 - 3128LXBH2 - MINOR = 35							
SOLD		01/15/2013	200.26				
ACQ	200.2600	08/11/2011	200.26	217.69	-17.43	LT15	Y

ACCT H705 3455000058
FROM 04/01/2012
TO 03/31/2013

REGIONS BANK, TRUST DEPARTMENT
STATEMENT OF CAPITAL GAINS AND LOSSES
GROSSMAN ALEXANDER SCHOLARSHIP FDN

PAGE 100

RUN 04/17/2013
05:43:01 PM

TRUST YEAR ENDING 03/31/2013

TAX PREPARER: 6114
TRUST ADMINISTRATOR: 1130
INVESTMENT OFFICER: 121

LEGEND: F - FEDERAL S - STATE I - INHERITED
E - EXEMPT FROM STATE U - ACQ COST UNKNOWN

PROPERTY DESCRIPTION	SHARES	DATE	SALES PRICE	COST BASIS	GAIN/LOSS	TERM	NC
185 3200 FEDERAL HOME LOAN MTG CORP POOL #G01840 DTD 06/01/2005 5% 07/01/2035 - 3128LXBH2 - MINOR = 35							
SOLD		02/15/2013	185.32				
ACQ	185.3200	08/11/2011	185.32	201.45	-16.13	LT15	Y
187 4600 FEDERAL HOME LOAN MTG CORP POOL #G01840 DTD 06/01/2005 5% 07/01/2035 - 3128LXBH2 - MINOR = 35							
SOLD		03/15/2013	187.46				
ACQ	187.4600	08/11/2011	187.46	203.77	-16.31	LT15	Y
128 6700 FEDERAL HOME LOAN MTG CORP POOL #G04774 DTD 10/01/2008 4.5% 01/01/2038 - 3128M6T73 - MINOR = 35							
SOLD		08/15/2012	128.67				
ACQ	128.6700	07/09/2012	128.67	138.38	-9.71	ST	Y
140.5800 FEDERAL HOME LOAN MTG CORP POOL #G04774 DTD 10/01/2008 4.5% 01/01/2038 - 3128M6T73 - MINOR = 35							
SOLD		09/17/2012	140.58				
ACQ	140.5800	07/09/2012	140.58	151.19	-10.61	ST	Y
105 2000 FEDERAL HOME LOAN MTG CORP POOL #G04774 DTD 10/01/2008 4.5% 01/01/2038 - 3128M6T73 - MINOR = 35							
SOLD		10/15/2012	105.20				
ACQ	105.2000	07/09/2012	105.20	113.14	-7.94	ST	Y
128.4100 FEDERAL HOME LOAN MTG CORP POOL #G04774 DTD 10/01/2008 4.5% 01/01/2038 - 3128M6T73 - MINOR = 35							
SOLD		11/15/2012	128.41				
ACQ	128.4100	07/09/2012	128.41	138.10	-9.69	ST	Y
105.7200 FEDERAL HOME LOAN MTG CORP POOL #G04774 DTD 10/01/2008 4.5% 01/01/2038 - 3128M6T73 - MINOR = 35							
SOLD		12/17/2012	105.72				
ACQ	105.7200	07/09/2012	105.72	113.70	-7.98	ST	Y
98.6600 FEDERAL HOME LOAN MTG CORP POOL #G04774 DTD 10/01/2008 4.5% 01/01/2038 - 3128M6T73 - MINOR = 35							
SOLD		01/15/2013	98.66				
ACQ	98.6600	07/09/2012	98.66	106.11	-7.45	ST	Y
98 3600 FEDERAL HOME LOAN MTG CORP POOL #G04774 DTD 10/01/2008 4.5% 01/01/2038 - 3128M6T73 - MINOR = 35							
SOLD		02/15/2013	98.36				
ACQ	98.3600	07/09/2012	98.36	105.78	-7.42	ST	Y
101.2600 FEDERAL HOME LOAN MTG CORP POOL #G04774 DTD 10/01/2008 4.5% 01/01/2038 - 3128M6T73 - MINOR = 35							
SOLD		03/15/2013	101.26				
ACQ	101.2600	07/09/2012	101.26	108.90	-7.64	ST	Y
262 9900 FEDERAL HOME LOAN MORTGAGE CORP POOL #G14056 DTD 02/01/2011 4% 08/01/2025 - 3128MCWR2 - MINOR = 35							
SOLD		04/16/2012	262.99				
ACQ	262.9900	08/11/2011	262.99	278.28	-15.29	ST	Y
199 9200 FEDERAL HOME LOAN MORTGAGE CORP POOL #G14056 DTD 02/01/2011 4% 08/01/2025 - 3128MCWR2 - MINOR = 35							
SOLD		05/15/2012	199.92				
ACQ	199.9200	08/11/2011	199.92	211.54	-11.62	ST	Y
166 1700 FEDERAL HOME LOAN MORTGAGE CORP POOL #G14056 DTD 02/01/2011 4% 08/01/2025 - 3128MCWR2 - MINOR = 35							
SOLD		06/15/2012	166.17				
ACQ	166.1700	08/11/2011	166.17	175.83	-9.66	ST	Y
213.3300 FEDERAL HOME LOAN MORTGAGE CORP POOL #G14056 DTD 02/01/2011 4% 08/01/2025 - 3128MCWR2 - MINOR = 35							
SOLD		07/16/2012	213.33				
ACQ	213.3300	08/11/2011	213.33	225.73	-12.40	ST	Y
226 2800 FEDERAL HOME LOAN MORTGAGE CORP POOL #G14056 DTD 02/01/2011 4% 08/01/2025 - 3128MCWR2 - MINOR = 35							
SOLD		08/15/2012	226.28				
ACQ	226.2800	08/11/2011	226.28	239.43	-13.15	LT15	Y
232 8400 FEDERAL HOME LOAN MORTGAGE CORP POOL #G14056 DTD 02/01/2011 4% 08/01/2025 - 3128MCWR2 - MINOR = 35							
SOLD		09/17/2012	232.84				
ACQ	232.8400	08/11/2011	232.84	246.37	-13.53	LT15	Y
185.5800 FEDERAL HOME LOAN MORTGAGE CORP POOL #G14056 DTD 02/01/2011 4% 08/01/2025 - 3128MCWR2 - MINOR = 35							
SOLD		10/15/2012	185.58				
ACQ	185.5800	08/11/2011	185.58	196.37	-10.79	LT15	Y
237.2100 FEDERAL HOME LOAN MORTGAGE CORP POOL #G14056 DTD 02/01/2011 4% 08/01/2025 - 3128MCWR2 - MINOR = 35							
SOLD		11/15/2012	237.21				
ACQ	237.2100	08/11/2011	237.21	251.00	-13.79	LT15	Y
181.0400 FEDERAL HOME LOAN MORTGAGE CORP POOL #G14056 DTD 02/01/2011 4% 08/01/2025 - 3128MCWR2 - MINOR = 35							
SOLD		12/17/2012	181.04				
ACQ	181.0400	08/11/2011	181.04	191.56	-10.52	LT15	Y
174 9800 FEDERAL HOME LOAN MORTGAGE CORP POOL #G14056 DTD 02/01/2011 4% 08/01/2025 - 3128MCWR2 - MINOR = 35							
SOLD		01/15/2013	174.98				
ACQ	174.9800	08/11/2011	174.98	185.15	-10.17	LT15	Y
185.6800 FEDERAL HOME LOAN MORTGAGE CORP POOL #G14056 DTD 02/01/2011 4% 08/01/2025 - 3128MCWR2 - MINOR = 35							
SOLD		02/15/2013	185.68				
ACQ	185.6800	08/11/2011	185.68	196.47	-10.79	LT15	Y
158.5100 FEDERAL HOME LOAN MORTGAGE CORP POOL #G14056 DTD 02/01/2011 4% 08/01/2025 - 3128MCWR2 - MINOR = 35							
SOLD		03/15/2013	158.51				
ACQ	158.5100	08/11/2011	158.51	167.72	-9.21	LT15	Y
131 8900 FEDERAL HOME LOAN MTG CORP POOL #G08344 DTD 05/01/2009 4 5% 05/01/2039 - 3128MJL24 - MINOR = 35							
SOLD		05/15/2012	131.89				
ACQ	131.8900	04/06/2012	131.89	139.97	-8.08	ST	Y
113 3500 FEDERAL HOME LOAN MTG CORP POOL #G08344 DTD 05/01/2009 4 5% 05/01/2039 - 3128MJL24 - MINOR = 35							
SOLD		06/15/2012	113.35				
ACQ	113.3500	04/06/2012	113.35	120.29	-6.94	ST	Y
116 4400 FEDERAL HOME LOAN MTG CORP POOL #G08344 DTD 05/01/2009 4.5% 05/01/2039 - 3128MJL24 - MINOR = 35							
SOLD		07/16/2012	116.44				
ACQ	116.4400	04/06/2012	116.44	123.57	-7.13	ST	Y
141.1300 FEDERAL HOME LOAN MTG CORP POOL #G08344 DTD 05/01/2009 4.5% 05/01/2039 - 3128MJL24 - MINOR = 35							
SOLD		08/15/2012	141.13				
ACQ	141.1300	04/06/2012	141.13	149.77	-8.64	ST	Y
144 3000 FEDERAL HOME LOAN MTG CORP POOL #G08344 DTD 05/01/2009 4.5% 05/01/2039 - 3128MJL24 - MINOR = 35							
SOLD		09/17/2012	144.30				
ACQ	144.3000	04/06/2012	144.30	153.14	-8.84	ST	Y
127 5300 FEDERAL HOME LOAN MTG CORP POOL #G08344 DTD 05/01/2009 4.5% 05/01/2039 - 3128MJL24 - MINOR = 35							
SOLD		10/15/2012	127.53				
ACQ	127.5300	04/06/2012	127.53	135.34	-7.81	ST	Y

ACCT H705 3455000058
FROM 04/01/2012
TO 03/31/2013

REGIONS BANK, TRUST DEPARTMENT
STATEMENT OF CAPITAL GAINS AND LOSSES
GROSSMAN ALEXANDER SCHOLARSHIP FDN
TRUST YEAR ENDING 03/31/2013

PAGE 101
RUN 04/17/2013
05:43:01 PM

TAX PREPARER: 6114
TRUST ADMINISTRATOR: 1130
INVESTMENT OFFICER: 121

LEGEND: F - FEDERAL S - STATE I - INHERITED
E - EXEMPT FROM STATE U - ACQ COST UNKNOWN

PROPERTY DESCRIPTION	SHARES	DATE	SALES PRICE	COST BASIS	GAIN/LOSS	TERM	NC
130 9900 FEDERAL HOME LOAN MTG CORP POOL #G08344 DTD 05/01/2009 4.5%		05/01/2039	3128MJL24	- MINOR = 35			
SOLD		11/15/2012	130.99				
ACQ	130.9900	04/06/2012	130.99	139.01	-8.02	ST	Y
129.8100 FEDERAL HOME LOAN MTG CORP POOL #G08344 DTD 05/01/2009 4.5%		05/01/2039	3128MJL24	- MINOR = 35			
SOLD		12/17/2012	129.81				
ACQ	129.8100	04/06/2012	129.81	137.76	-7.95	ST	Y
130 7400 FEDERAL HOME LOAN MTG CORP POOL #G08344 DTD 05/01/2009 4.5%		05/01/2039	3128MJL24	- MINOR = 35			
SOLD		01/15/2013	130.74				
ACQ	130 7400	04/06/2012	130.74	138.75	-8.01	ST	Y
106.7900 FEDERAL HOME LOAN MTG CORP POOL #G08344 DTD 05/01/2009 4.5%		05/01/2039	3128MJL24	- MINOR = 35			
SOLD		02/15/2013	106.79				
ACQ	106.7900	04/06/2012	106.79	113.33	-6.54	ST	Y
86 7900 FEDERAL HOME LOAN MTG CORP POOL #G08344 DTD 05/01/2009 4.5%		05/01/2039	3128MJL24	- MINOR = 35			
SOLD		03/15/2013	86.79				
ACQ	86 7900	04/06/2012	86.79	92.11	-5.32	ST	Y
61 5800 FEDERAL HOME LOAN MTG CORP POOL #G08463 DTD 10/01/2011 4%		10/01/2041	3128MJQR4	- MINOR = 35			
SOLD		06/15/2012	61.58				
ACQ	61.5800	05/07/2012	61.58	65.22	-3.64	ST	Y
131.6600 FEDERAL HOME LOAN MTG CORP POOL #G08463 DTD 10/01/2011 4%		10/01/2041	3128MJQR4	- MINOR = 35			
SOLD		07/16/2012	131.66				
ACQ	131.6600	05/07/2012	131.66	139.44	-7.78	ST	Y
123 7300 FEDERAL HOME LOAN MTG CORP POOL #G08463 DTD 10/01/2011 4%		10/01/2041	3128MJQR4	- MINOR = 35			
SOLD		08/15/2012	123.73				
ACQ	123.7300	05/07/2012	123.73	131.04	-7.31	ST	Y
158 5300 FEDERAL HOME LOAN MTG CORP POOL #G08463 DTD 10/01/2011 4%		10/01/2041	3128MJQR4	- MINOR = 35			
SOLD		09/17/2012	158.53				
ACQ	158.5300	05/07/2012	158.53	167.89	-9.36	ST	Y
104 6300 FEDERAL HOME LOAN MTG CORP POOL #G08463 DTD 10/01/2011 4%		10/01/2041	3128MJQR4	- MINOR = 35			
SOLD		10/15/2012	104.63				
ACQ	104 6300	05/07/2012	104.63	110.81	-6.18	ST	Y
83 1500 FEDERAL HOME LOAN MTG CORP POOL #G08463 DTD 10/01/2011 4%		10/01/2041	3128MJQR4	- MINOR = 35			
SOLD		11/15/2012	83.15				
ACQ	83.1500	05/07/2012	83.15	88.06	-4.91	ST	Y
96.8500 FEDERAL HOME LOAN MTG CORP POOL #G08463 DTD 10/01/2011 4%		10/01/2041	3128MJQR4	- MINOR = 35			
SOLD		12/17/2012	96.85				
ACQ	96.8500	05/07/2012	96.85	102.57	-5.72	ST	Y
63 7400 FEDERAL HOME LOAN MTG CORP POOL #G08463 DTD 10/01/2011 4%		10/01/2041	3128MJQR4	- MINOR = 35			
SOLD		01/15/2013	63.74				
ACQ	63.7400	05/07/2012	63.74	67.50	-3.76	ST	Y
88.1000 FEDERAL HOME LOAN MTG CORP POOL #G08463 DTD 10/01/2011 4%		10/01/2041	3128MJQR4	- MINOR = 35			
SOLD		02/15/2013	88.10				
ACQ	88.1000	05/07/2012	88.10	93.30	-5.20	ST	Y
48 2500 FEDERAL HOME LOAN MTG CORP POOL #G08463 DTD 10/01/2011 4%		10/01/2041	3128MJQR4	- MINOR = 35			
SOLD		03/15/2013	48.25				
ACQ	48.2500	05/07/2012	48.25	51.10	-2.85	ST	Y
228.1900 FEDERAL HOME LOAN MORTGAGE CORP POOL #J16353 DTD 08/01/2011 3.5%		08/01/2026	3128PWBW7	- MINOR = 35			
SOLD		04/16/2012	228.19				
ACQ	228.1900	08/11/2011	228.19	238.67	-10.48	ST	Y
106 7200 FEDERAL HOME LOAN MORTGAGE CORP POOL #J16353 DTD 08/01/2011 3.5%		08/01/2026	3128PWBW7	- MINOR = 35			
SOLD		05/15/2012	106.72				
ACQ	106 7200	08/11/2011	106.72	111.62	-4.90	ST	Y
127 6600 FEDERAL HOME LOAN MORTGAGE CORP POOL #J16353 DTD 08/01/2011 3.5%		08/01/2026	3128PWBW7	- MINOR = 35			
SOLD		06/15/2012	127.66				
ACQ	127.6600	08/11/2011	127.66	133.52	-5.86	ST	Y
334.9500 FEDERAL HOME LOAN MORTGAGE CORP POOL #J16353 DTD 08/01/2011 3.5%		08/01/2026	3128PWBW7	- MINOR = 35			
SOLD		07/16/2012	334.95				
ACQ	334.9500	08/11/2011	334.95	350.34	-15.39	ST	Y
341 8700 FEDERAL HOME LOAN MORTGAGE CORP POOL #J16353 DTD 08/01/2011 3.5%		08/01/2026	3128PWBW7	- MINOR = 35			
SOLD		08/15/2012	341.87				
ACQ	341 8700	08/11/2011	341.87	357.58	-15.71	LT15	Y
219 9600 FEDERAL HOME LOAN MORTGAGE CORP POOL #J16353 DTD 08/01/2011 3.5%		08/01/2026	3128PWBW7	- MINOR = 35			
SOLD		09/17/2012	219.96				
ACQ	219.9600	08/11/2011	219.96	230.06	-10.10	LT15	Y
218 4800 FEDERAL HOME LOAN MORTGAGE CORP POOL #J16353 DTD 08/01/2011 3.5%		08/01/2026	3128PWBW7	- MINOR = 35			
SOLD		10/15/2012	218.48				
ACQ	218 4800	08/11/2011	218.48	228.52	-10.04	LT15	Y
284.7900 FEDERAL HOME LOAN MORTGAGE CORP POOL #J16353 DTD 08/01/2011 3.5%		08/01/2026	3128PWBW7	- MINOR = 35			
SOLD		11/15/2012	284.79				
ACQ	284.7900	08/11/2011	284.79	297.87	-13.08	LT15	Y
156 0400 FEDERAL HOME LOAN MORTGAGE CORP POOL #J16353 DTD 08/01/2011 3.5%		08/01/2026	3128PWBW7	- MINOR = 35			
SOLD		12/17/2012	156.04				
ACQ	156 0400	08/11/2011	156.04	163.21	-7.17	LT15	Y
345 2400 FEDERAL HOME LOAN MORTGAGE CORP POOL #J16353 DTD 08/01/2011 3.5%		08/01/2026	3128PWBW7	- MINOR = 35			
SOLD		01/15/2013	345.24				
ACQ	345.2400	08/11/2011	345.24	361.10	-15.86	LT15	Y
240.5500 FEDERAL HOME LOAN MORTGAGE CORP POOL #J16353 DTD 08/01/2011 3.5%		08/01/2026	3128PWBW7	- MINOR = 35			
SOLD		02/15/2013	240.55				
ACQ	240.5500	08/11/2011	240.55	251.60	-11.05	LT15	Y
302 0600 FEDERAL HOME LOAN MORTGAGE CORP POOL #J16353 DTD 08/01/2011 3.5%		08/01/2026	3128PWBW7	- MINOR = 35			
SOLD		03/15/2013	302.06				
ACQ	302.0600	08/11/2011	302.06	315.94	-13.88	LT15	Y
1000.0000 FEDERAL NATIONAL MORTGAGE ASSN 5% 03/1 - 3135PMH89 - MINOR = 35							
SOLD		07/09/2012	1159.17				
ACQ	1000 0000	04/07/2011	1159.17	1119.44	39.73	LT15	Y

ACCT H705 3455000058
FROM 04/01/2012
TO 03/31/2013

REGIONS BANK, TRUST DEPARTMENT
STATEMENT OF CAPITAL GAINS AND LOSSES
GROSSMAN ALEXANDER SCHOLARSHIP FDN

TRUST YEAR ENDING 03/31/2013

PAGE 102

RUN 04/17/2013
05:43:01 PM

TAX PREPARER: 6114
TRUST ADMINISTRATOR: 1130
INVESTMENT OFFICER: 121

LEGEND. F - FEDERAL S - STATE I - INHERITED
E - EXEMPT FROM STATE U - ACQ COST UNKNOWN

PROPERTY DESCRIPTION	SHARES	DATE	SALES PRICE	COST BASIS	GAIN/LOSS	TERM	NC
198 0800 FEDERAL NATIONAL MORTGAGE ASSN POOL #AH6827 DTD 03/01/2011 4%				03/01/2026 - 3138A8SR8 - MINOR = 35			
SOLD		04/25/2012	198.08				
ACQ	198.0800	08/09/2011	198.08	208.11	-10.03	ST	Y
213 0700 FEDERAL NATIONAL MORTGAGE ASSN POOL #AH6827 DTD 03/01/2011 4%				03/01/2026 - 3138A8SR8 - MINOR = 35			
SOLD		05/25/2012	213.07				
ACQ	213.0700	08/09/2011	213.07	223.86	-10.79	ST	Y
159 8200 FEDERAL NATIONAL MORTGAGE ASSN POOL #AH6827 DTD 03/01/2011 4%				03/01/2026 - 3138A8SR8 - MINOR = 35			
SOLD		06/25/2012	159.82				
ACQ	159.8200	08/09/2011	159.82	167.91	-8.09	ST	Y
145.4300 FEDERAL NATIONAL MORTGAGE ASSN POOL #AH6827 DTD 03/01/2011 4%				03/01/2026 - 3138A8SR8 - MINOR = 35			
SOLD		07/25/2012	145.43				
ACQ	145.4300	08/09/2011	145.43	152.79	-7.36	ST	Y
195 7600 FEDERAL NATIONAL MORTGAGE ASSN POOL #AH6827 DTD 03/01/2011 4%				03/01/2026 - 3138A8SR8 - MINOR = 35			
SOLD		08/27/2012	195.76				
ACQ	195.7600	08/09/2011	195.76	205.67	-9.91	LT15	Y
224 5400 FEDERAL NATIONAL MORTGAGE ASSN POOL #AH6827 DTD 03/01/2011 4%				03/01/2026 - 3138A8SR8 - MINOR = 35			
SOLD		09/25/2012	224.54				
ACQ	224.5400	08/09/2011	224.54	235.91	-11.37	LT15	Y
202 7700 FEDERAL NATIONAL MORTGAGE ASSN POOL #AH6827 DTD 03/01/2011 4%				03/01/2026 - 3138A8SR8 - MINOR = 35			
SOLD		10/25/2012	202.77				
ACQ	202.7700	08/09/2011	202.77	213.04	-10.27	LT15	Y
185.0700 FEDERAL NATIONAL MORTGAGE ASSN POOL #AH6827 DTD 03/01/2011 4%				03/01/2026 - 3138A8SR8 - MINOR = 35			
SOLD		11/26/2012	185.07				
ACQ	185.0700	08/09/2011	185.07	194.44	-9.37	LT15	Y
193.0900 FEDERAL NATIONAL MORTGAGE ASSN POOL #AH6827 DTD 03/01/2011 4%				03/01/2026 - 3138A8SR8 - MINOR = 35			
SOLD		12/26/2012	193.09				
ACQ	193.0900	08/09/2011	193.09	202.86	-9.77	LT15	Y
307.3300 FEDERAL NATIONAL MORTGAGE ASSN POOL #AH6827 DTD 03/01/2011 4%				03/01/2026 - 3138A8SR8 - MINOR = 35			
SOLD		01/25/2013	307.33				
ACQ	307.3300	08/09/2011	307.33	322.89	-15.56	LT15	Y
214 8900 FEDERAL NATIONAL MORTGAGE ASSN POOL #AH6827 DTD 03/01/2011 4%				03/01/2026 - 3138A8SR8 - MINOR = 35			
SOLD		02/25/2013	214.89				
ACQ	214.8900	08/09/2011	214.89	225.77	-10.88	LT15	Y
153 2900 FEDERAL NATIONAL MORTGAGE ASSN POOL #AH6827 DTD 03/01/2011 4%				03/01/2026 - 3138A8SR8 - MINOR = 35			
SOLD		03/25/2013	153.29				
ACQ	153.2900	08/09/2011	153.29	161.05	-7.76	LT15	Y
93.2900 FEDERAL NATIONAL MORTGAGE ASSN POOL #AL0393 DTD 06/01/2011 4.5%				06/01/2041 - 3138EGNK6 - MINOR = 35			
SOLD		04/25/2012	93.29				
ACQ	93.2900	11/04/2011	93.29	99.24	-5.95	ST	Y
43 2400 FEDERAL NATIONAL MORTGAGE ASSN POOL #AL0393 DTD 06/01/2011 4.5%				06/01/2041 - 3138EGNK6 - MINOR = 35			
SOLD		05/25/2012	43.24				
ACQ	43.2400	11/04/2011	43.24	46.00	-2.76	ST	Y
68 7500 FEDERAL NATIONAL MORTGAGE ASSN POOL #AL0393 DTD 06/01/2011 4.5%				06/01/2041 - 3138EGNK6 - MINOR = 35			
SOLD		06/25/2012	68.75				
ACQ	68.7500	11/04/2011	68.75	73.13	-4.38	ST	Y
60 4500 FEDERAL NATIONAL MORTGAGE ASSN POOL #AL0393 DTD 06/01/2011 4.5%				06/01/2041 - 3138EGNK6 - MINOR = 35			
SOLD		07/25/2012	60.45				
ACQ	60.4500	11/04/2011	60.45	64.30	-3.85	ST	Y
58.5900 FEDERAL NATIONAL MORTGAGE ASSN POOL #AL0393 DTD 06/01/2011 4.5%				06/01/2041 - 3138EGNK6 - MINOR = 35			
SOLD		08/27/2012	58.59				
ACQ	58.5900	11/04/2011	58.59	62.33	-3.74	ST	Y
77.6300 FEDERAL NATIONAL MORTGAGE ASSN POOL #AL0393 DTD 06/01/2011 4.5%				06/01/2041 - 3138EGNK6 - MINOR = 35			
SOLD		09/25/2012	77.63				
ACQ	77.6300	11/04/2011	77.63	82.58	-4.95	ST	Y
102 6900 FEDERAL NATIONAL MORTGAGE ASSN POOL #AL0393 DTD 06/01/2011 4.5%				06/01/2041 - 3138EGNK6 - MINOR = 35			
SOLD		10/25/2012	102.69				
ACQ	102.6900	11/04/2011	102.69	109.24	-6.55	ST	Y
140.9000 FEDERAL NATIONAL MORTGAGE ASSN POOL #AL0393 DTD 06/01/2011 4.5%				06/01/2041 - 3138EGNK6 - MINOR = 35			
SOLD		11/26/2012	140.90				
ACQ	140.9000	11/04/2011	140.90	149.88	-8.98	LT15	Y
93.1500 FEDERAL NATIONAL MORTGAGE ASSN POOL #AL0393 DTD 06/01/2011 4.5%				06/01/2041 - 3138EGNK6 - MINOR = 35			
SOLD		12/26/2012	93.15				
ACQ	93.1500	11/04/2011	93.15	99.09	-5.94	LT15	Y
81.7700 FEDERAL NATIONAL MORTGAGE ASSN POOL #AL0393 DTD 06/01/2011 4.5%				06/01/2041 - 3138EGNK6 - MINOR = 35			
SOLD		01/25/2013	81.77				
ACQ	81.7700	11/04/2011	81.77	86.98	-5.21	LT15	Y
101.5600 FEDERAL NATIONAL MORTGAGE ASSN POOL #AL0393 DTD 06/01/2011 4.5%				06/01/2041 - 3138EGNK6 - MINOR = 35			
SOLD		02/25/2013	101.56				
ACQ	101.5600	11/04/2011	101.56	108.03	-6.47	LT15	Y
68.1900 FEDERAL NATIONAL MORTGAGE ASSN POOL #AL0393 DTD 06/01/2011 4.5%				06/01/2041 - 3138EGNK6 - MINOR = 35			
SOLD		03/25/2013	68.19				
ACQ	68.1900	11/04/2011	68.19	72.54	-4.35	LT15	Y
231.7000 FEDERAL NATIONAL MORTGAGE ASSN POOL #735580 DTD 05/01/05 5%				06/01/2035 - 31402RFV6 - MINOR = 35			
SOLD		04/25/2012	231.70				
ACQ	231.7000	08/09/2011	231.70	249.91	-18.21	ST	Y
209 1000 FEDERAL NATIONAL MORTGAGE ASSN POOL #735580 DTD 05/01/05 5%				06/01/2035 - 31402RFV6 - MINOR = 35			
SOLD		05/25/2012	209.10				
ACQ	209.1000	08/09/2011	209.10	225.53	-16.43	ST	Y
223.9300 FEDERAL NATIONAL MORTGAGE ASSN POOL #735580 DTD 05/01/05 5%				06/01/2035 - 31402RFV6 - MINOR = 35			
SOLD		06/25/2012	223.93				
ACQ	223.9300	08/09/2011	223.93	241.53	-17.60	ST	Y
214.9100 FEDERAL NATIONAL MORTGAGE ASSN POOL #735580 DTD 05/01/05 5%				06/01/2035 - 31402RFV6 - MINOR = 35			
SOLD		07/25/2012	214.91				
ACQ	214.9100	08/09/2011	214.91	231.80	-16.89	ST	Y

ACCT H705 3455000058
FROM 04/01/2012
TO 03/31/2013

REGIONS BANK, TRUST DEPARTMENT
STATEMENT OF CAPITAL GAINS AND LOSSES
GROSSMAN ALEXANDER SCHOLARSHIP FDN

PAGE 103

RUN 04/17/2013
05:43:01 PM

TRUST YEAR ENDING 03/31/2013

TAX PREPARER: 6114
TRUST ADMINISTRATOR: 1130
INVESTMENT OFFICER: 121

LEGEND: F - FEDERAL S - STATE I - INHERITED
E - EXEMPT FROM STATE U - ACQ COST UNKNOWN

PROPERTY DESCRIPTION	SHARES	DATE	SALES PRICE	COST BASIS	GAIN/LOSS	TERM	NC
211.8000 FEDERAL NATIONAL MORTGAGE ASSN POOL #735580 DTD 05/01/05 5% 06/01/2035 - 31402RFV6 - MINOR = 35							
SOLD		08/27/2012	211.80				
ACQ	211.8000	08/09/2011	211.80	228.45	-16.65	LT15	Y
223.6600 FEDERAL NATIONAL MORTGAGE ASSN POOL #735580 DTD 05/01/05 5% 06/01/2035 - 31402RFV6 - MINOR = 35							
SOLD		09/25/2012	223.66				
ACQ	223.6600	08/09/2011	223.66	241.24	-17.58	LT15	Y
207.2100 FEDERAL NATIONAL MORTGAGE ASSN POOL #735580 DTD 05/01/05 5% 06/01/2035 - 31402RFV6 - MINOR = 35							
SOLD		10/25/2012	207.21				
ACQ	207.2100	08/09/2011	207.21	223.49	-16.28	LT15	Y
233.1700 FEDERAL NATIONAL MORTGAGE ASSN POOL #735580 DTD 05/01/05 5% 06/01/2035 - 31402RFV6 - MINOR = 35							
SOLD		11/26/2012	233.17				
ACQ	233.1700	08/09/2011	233.17	251.50	-18.33	LT15	Y
180.6600 FEDERAL NATIONAL MORTGAGE ASSN POOL #735580 DTD 05/01/05 5% 06/01/2035 - 31402RFV6 - MINOR = 35							
SOLD		12/26/2012	180.66				
ACQ	180.6600	08/09/2011	180.66	194.86	-14.20	LT15	Y
237.6300 FEDERAL NATIONAL MORTGAGE ASSN POOL #735580 DTD 05/01/05 5% 06/01/2035 - 31402RFV6 - MINOR = 35							
SOLD		01/25/2013	237.63				
ACQ	237.6300	08/09/2011	237.63	256.31	-18.68	LT15	Y
208.8000 FEDERAL NATIONAL MORTGAGE ASSN POOL #735580 DTD 05/01/05 5% 06/01/2035 - 31402RFV6 - MINOR = 35							
SOLD		02/25/2013	208.80				
ACQ	208.8000	08/09/2011	208.80	225.21	-16.41	LT15	Y
183.6800 FEDERAL NATIONAL MORTGAGE ASSN POOL #735580 DTD 05/01/05 5% 06/01/2035 - 31402RFV6 - MINOR = 35							
SOLD		03/25/2013	183.68				
ACQ	183.6800	08/09/2011	183.68	198.12	-14.44	LT15	Y
104.6900 FEDERAL NATIONAL MTG ASSN POOL #847931 5 - 31408DA87 - MINOR = 35							
SOLD		04/25/2012	104.69				
ACQ	104.6900	01/09/2006	104.69	103.98	0.71	LT15	Y
73.9600 FEDERAL NATIONAL MTG ASSN POOL #847931 5 - 31408DA87 - MINOR = 35							
SOLD		05/25/2012	73.96				
ACQ	73.9600	01/09/2006	73.96	73.46	0.50	LT15	Y
95.4200 FEDERAL NATIONAL MTG ASSN POOL #847931 5 - 31408DA87 - MINOR = 35							
SOLD		06/25/2012	95.42				
ACQ	95.4200	01/09/2006	95.42	94.77	0.65	LT15	Y
44.0300 FEDERAL NATIONAL MTG ASSN POOL #847931 5 - 31408DA87 - MINOR = 35							
SOLD		07/25/2012	44.03				
ACQ	44.0300	01/09/2006	44.03	43.73	0.30	LT15	Y
40.3900 FEDERAL NATIONAL MTG ASSN POOL #847931 5 - 31408DA87 - MINOR = 35							
SOLD		08/27/2012	40.39				
ACQ	40.3900	01/09/2006	40.39	40.12	0.27	LT15	Y
54.7800 FEDERAL NATIONAL MTG ASSN POOL #847931 5 - 31408DA87 - MINOR = 35							
SOLD		09/25/2012	54.78				
ACQ	54.7800	01/09/2006	54.78	54.41	0.37	LT15	Y
42.7800 FEDERAL NATIONAL MTG ASSN POOL #847931 5 - 31408DA87 - MINOR = 35							
SOLD		10/25/2012	42.78				
ACQ	42.7800	01/09/2006	42.78	42.49	0.29	LT15	Y
66.7400 FEDERAL NATIONAL MTG ASSN POOL #847931 5 - 31408DA87 - MINOR = 35							
SOLD		11/26/2012	66.74				
ACQ	66.7400	01/09/2006	66.74	66.29	0.45	LT15	Y
81.8700 FEDERAL NATIONAL MTG ASSN POOL #847931 5 - 31408DA87 - MINOR = 35							
SOLD		12/26/2012	81.87				
ACQ	81.8700	01/09/2006	81.87	81.31	0.56	LT15	Y
48.3600 FEDERAL NATIONAL MTG ASSN POOL #847931 5 - 31408DA87 - MINOR = 35							
SOLD		01/25/2013	48.36				
ACQ	48.3600	01/09/2006	48.36	48.03	0.33	LT15	Y
73.2100 FEDERAL NATIONAL MTG ASSN POOL #847931 5 - 31408DA87 - MINOR = 35							
SOLD		02/25/2013	73.21				
ACQ	73.2100	01/09/2006	73.21	72.71	0.50	LT15	Y
75.2300 FEDERAL NATIONAL MTG ASSN POOL #847931 5 - 31408DA87 - MINOR = 35							
SOLD		03/25/2013	75.23				
ACQ	75.2300	01/09/2006	75.23	74.72	0.51	LT15	Y
171.1100 FEDERAL NATIONAL MORTGAGE ASSN POOL #889290 DTD 03/01/2008 5% 04/01/2023 - 31410G7B3 - MINOR = 35							
SOLD		04/25/2012	171.11				
ACQ	171.1100	07/09/2010	171.11	182.93	-11.82	LT15	Y
212.4200 FEDERAL NATIONAL MORTGAGE ASSN POOL #889290 DTD 03/01/2008 5% 04/01/2023 - 31410G7B3 - MINOR = 35							
SOLD		05/25/2012	212.42				
ACQ	212.4200	07/09/2010	212.42	227.09	-14.67	LT15	Y
132.2800 FEDERAL NATIONAL MORTGAGE ASSN POOL #889290 DTD 03/01/2008 5% 04/01/2023 - 31410G7B3 - MINOR = 35							
SOLD		06/25/2012	132.28				
ACQ	132.2800	07/09/2010	132.28	141.42	-9.14	LT15	Y
99.5400 FEDERAL NATIONAL MORTGAGE ASSN POOL #889290 DTD 03/01/2008 5% 04/01/2023 - 31410G7B3 - MINOR = 35							
SOLD		07/25/2012	99.54				
ACQ	99.5400	07/09/2010	99.54	106.41	-6.87	LT15	Y
136.1400 FEDERAL NATIONAL MORTGAGE ASSN POOL #889290 DTD 03/01/2008 5% 04/01/2023 - 31410G7B3 - MINOR = 35							
SOLD		08/27/2012	136.14				
ACQ	136.1400	07/09/2010	136.14	145.54	-9.40	LT15	Y
138.2200 FEDERAL NATIONAL MORTGAGE ASSN POOL #889290 DTD 03/01/2008 5% 04/01/2023 - 31410G7B3 - MINOR = 35							
SOLD		09/25/2012	138.22				
ACQ	138.2200	07/09/2010	138.22	147.77	-9.55	LT15	Y
159.1800 FEDERAL NATIONAL MORTGAGE ASSN POOL #889290 DTD 03/01/2008 5% 04/01/2023 - 31410G7B3 - MINOR = 35							
SOLD		10/25/2012	159.18				
ACQ	159.1800	07/09/2010	159.18	170.17	-10.99	LT15	Y
159.7600 FEDERAL NATIONAL MORTGAGE ASSN POOL #889290 DTD 03/01/2008 5% 04/01/2023 - 31410G7B3 - MINOR = 35							
SOLD		11/26/2012	159.76				
ACQ	159.7600	07/09/2010	159.76	170.79	-11.03	LT15	Y

ACCT H705 3455000058
FROM 04/01/2012
TO 03/31/2013

REGIONS BANK, TRUST DEPARTMENT
STATEMENT OF CAPITAL GAINS AND LOSSES
GROSSMAN ALEXANDER SCHOLARSHIP FDN

PAGE 104

RUN 04/17/2013
05:43:01 PM

TRUST YEAR ENDING 03/31/2013

TAX PREPARER: 6114
TRUST ADMINISTRATOR: 1130
INVESTMENT OFFICER: 121

LEGEND: F - FEDERAL S - STATE I - INHERITED
E - EXEMPT FROM STATE U - ACQ COST UNKNOWN

PROPERTY DESCRIPTION	SHARES	DATE	SALES PRICE	COST BASIS	GAIN/LOSS	TERM	NC
113 2200 FEDERAL NATIONAL MORTGAGE ASSN POOL #889290 DTD 03/01/2008 5% 04/01/2023 - 31410G7B3 - MINOR = 35							
SOLD		12/26/2012	113.22				
ACQ	113.2200	07/09/2010	113.22	121.04	-7.82	LT15	Y
126.0700 FEDERAL NATIONAL MORTGAGE ASSN POOL #889290 DTD 03/01/2008 5% 04/01/2023 - 31410G7B3 - MINOR = 35							
SOLD		01/25/2013	126.07				
ACQ	126.0700	07/09/2010	126.07	134.78	-8.71	LT15	Y
146 4100 FEDERAL NATIONAL MORTGAGE ASSN POOL #889290 DTD 03/01/2008 5% 04/01/2023 - 31410G7B3 - MINOR = 35							
SOLD		02/25/2013	146.41				
ACQ	146.4100	07/09/2010	146.41	156.52	-10.11	LT15	Y
71 1700 FEDERAL NATIONAL MORTGAGE ASSN POOL #889290 DTD 03/01/2008 5% 04/01/2023 - 31410G7B3 - MINOR = 35							
SOLD		03/25/2013	71.17				
ACQ	71.1700	07/09/2010	71.17	76.09	-4.92	LT15	Y
752 9400 FEDERAL NATIONAL MORTGAGE ASSN POOL #928205 DTD 04/01/07 6% 04/01/2037 - 31412LGN4 - MINOR = 35							
SOLD		04/25/2012	752.94				
ACQ	752.9400	07/08/2010	752.94	819.76	-66.82	LT15	Y
479 7500 FEDERAL NATIONAL MORTGAGE ASSN POOL #928205 DTD 04/01/07 6% 04/01/2037 - 31412LGN4 - MINOR = 35							
SOLD		05/25/2012	479.75				
ACQ	479.7500	07/08/2010	479.75	522.33	-42.58	LT15	Y
827 0100 FEDERAL NATIONAL MORTGAGE ASSN POOL #928205 DTD 04/01/07 6% 04/01/2037 - 31412LGN4 - MINOR = 35							
SOLD		06/25/2012	827.01				
ACQ	827.0100	07/08/2010	827.01	900.41	-73.40	LT15	Y
364 8800 FEDERAL NATIONAL MORTGAGE ASSN POOL #928205 DTD 04/01/07 6% 04/01/2037 - 31412LGN4 - MINOR = 35							
SOLD		07/25/2012	364.88				
ACQ	364.8800	07/08/2010	364.88	397.26	-32.38	LT15	Y
746 3000 FEDERAL NATIONAL MORTGAGE ASSN POOL #928205 DTD 04/01/07 6% 04/01/2037 - 31412LGN4 - MINOR = 35							
SOLD		08/27/2012	746.30				
ACQ	746.3000	07/08/2010	746.30	812.53	-66.23	LT15	Y
450 6800 FEDERAL NATIONAL MORTGAGE ASSN POOL #928205 DTD 04/01/07 6% 04/01/2037 - 31412LGN4 - MINOR = 35							
SOLD		09/25/2012	450.68				
ACQ	450.6800	07/08/2010	450.68	490.68	-40.00	LT15	Y
443.0000 FEDERAL NATIONAL MORTGAGE ASSN POOL #928205 DTD 04/01/07 6% 04/01/2037 - 31412LGN4 - MINOR = 35							
SOLD		10/25/2012	443.00				
ACQ	443.0000	07/08/2010	443.00	482.32	-39.32	LT15	Y
640.9600 FEDERAL NATIONAL MORTGAGE ASSN POOL #928205 DTD 04/01/07 6% 04/01/2037 - 31412LGN4 - MINOR = 35							
SOLD		11/26/2012	640.96				
ACQ	640.9600	07/08/2010	640.96	697.84	-56.88	LT15	Y
533 2200 FEDERAL NATIONAL MORTGAGE ASSN POOL #928205 DTD 04/01/07 6% 04/01/2037 - 31412LGN4 - MINOR = 35							
SOLD		12/26/2012	533.22				
ACQ	533.2200	07/08/2010	533.22	580.54	-47.32	LT15	Y
365 5500 FEDERAL NATIONAL MORTGAGE ASSN POOL #928205 DTD 04/01/07 6% 04/01/2037 - 31412LGN4 - MINOR = 35							
SOLD		01/25/2013	365.55				
ACQ	365.5500	07/08/2010	365.55	397.99	-32.44	LT15	Y
529 0500 FEDERAL NATIONAL MORTGAGE ASSN POOL #928205 DTD 04/01/07 6% 04/01/2037 - 31412LGN4 - MINOR = 35							
SOLD		02/25/2013	529.05				
ACQ	529.0500	07/08/2010	529.05	576.00	-46.95	LT15	Y
292 7900 FEDERAL NATIONAL MORTGAGE ASSN POOL #928205 DTD 04/01/07 6% 04/01/2037 - 31412LGN4 - MINOR = 35							
SOLD		03/25/2013	292.79				
ACQ	292.7900	07/08/2010	292.79	318.78	-25.99	LT15	Y
33 1000 FEDERAL NATIONAL MORTGAGE ASSN POOL #937 - 31412XES9 - MINOR = 35							
SOLD		04/25/2012	33.10				
ACQ	33.1000	06/21/2007	33.10	32.69	0.41	LT15	Y
512.1600 FEDERAL NATIONAL MORTGAGE ASSN POOL #937 - 31412XES9 - MINOR = 35							
SOLD		05/25/2012	512.16				
ACQ	512.1600	06/21/2007	512.16	505.76	6.40	LT15	Y
383.7000 FEDERAL NATIONAL MORTGAGE ASSN POOL #937 - 31412XES9 - MINOR = 35							
SOLD		06/25/2012	383.70				
ACQ	383.7000	06/21/2007	383.70	378.90	4.80	LT15	Y
299.8200 FEDERAL NATIONAL MORTGAGE ASSN POOL #937 - 31412XES9 - MINOR = 35							
SOLD		07/25/2012	299.82				
ACQ	299.8200	06/21/2007	299.82	296.07	3.75	LT15	Y
409 0100 FEDERAL NATIONAL MORTGAGE ASSN POOL #937 - 31412XES9 - MINOR = 35							
SOLD		08/27/2012	409.01				
ACQ	409.0100	06/21/2007	409.01	403.90	5.11	LT15	Y
630.4600 FEDERAL NATIONAL MORTGAGE ASSN POOL #937 - 31412XES9 - MINOR = 35							
SOLD		09/25/2012	630.46				
ACQ	630.4600	06/21/2007	630.46	622.58	7.88	LT15	Y
728 7300 FEDERAL NATIONAL MORTGAGE ASSN POOL #937 - 31412XES9 - MINOR = 35							
SOLD		10/25/2012	728.73				
ACQ	728.7300	06/21/2007	728.73	719.62	9.11	LT15	Y
749 3100 FEDERAL NATIONAL MORTGAGE ASSN POOL #937 - 31412XES9 - MINOR = 35							
SOLD		11/26/2012	749.31				
ACQ	749.3100	06/21/2007	749.31	739.94	9.37	LT15	Y
741.5100 FEDERAL NATIONAL MORTGAGE ASSN POOL #937 - 31412XES9 - MINOR = 35							
SOLD		12/26/2012	741.51				
ACQ	741.5100	06/21/2007	741.51	732.24	9.27	LT15	Y
727 3800 FEDERAL NATIONAL MORTGAGE ASSN POOL #937 - 31412XES9 - MINOR = 35							
SOLD		01/25/2013	727.38				
ACQ	727.3800	06/21/2007	727.38	718.29	9.09	LT15	Y
1251.2400 FEDERAL NATIONAL MORTGAGE ASSN POOL #937 - 31412XES9 - MINOR = 35							
SOLD		02/25/2013	1251.24				
ACQ	1251.2400	06/21/2007	1251.24	1235.60	15.64	LT15	Y
821 0600 FEDERAL NATIONAL MORTGAGE ASSN POOL #937 - 31412XES9 - MINOR = 35							
SOLD		03/25/2013	821.06				
ACQ	821.0600	06/21/2007	821.06	810.80	10.26	LT15	Y

ACCT H705 3455000058
FROM 04/01/2012
TO 03/31/2013

REGIONS BANK, TRUST DEPARTMENT
STATEMENT OF CAPITAL GAINS AND LOSSES
GROSSMAN ALEXANDER SCHOLARSHIP FDN

PAGE 105

RUN 04/17/2013
05:43:01 PM

TRUST YEAR ENDING 03/31/2013

TAX PREPARER: 6114
TRUST ADMINISTRATOR: 1130
INVESTMENT OFFICER: 121

LEGEND: F - FEDERAL S - STATE I - INHERITED
E - EXEMPT FROM STATE U - ACQ COST UNKNOWN

PROPERTY DESCRIPTION	SHARES	DATE	SALES PRICE	COST BASIS	GAIN/LOSS	TERM	NC
118 5800 FEDERAL NATIONAL MORTGAGE ASSN POOL #959596 DTD 11/01/07 6% 11/01/2037 - 31413YRR4 - MINOR = 35							
SOLD		04/25/2012	118.58				
ACQ	118.5800	11/08/2007	118.58	119.41	-0.83	LT15	Y
93.8700 FEDERAL NATIONAL MORTGAGE ASSN POOL #959596 DTD 11/01/07 6% 11/01/2037 - 31413YRR4 - MINOR = 35							
SOLD		05/25/2012	93.87				
ACQ	93.8700	11/08/2007	93.87	94.53	-0.66	LT15	Y
171 6500 FEDERAL NATIONAL MORTGAGE ASSN POOL #959596 DTD 11/01/07 6% 11/01/2037 - 31413YRR4 - MINOR = 35							
SOLD		06/25/2012	171.65				
ACQ	171.6500	11/08/2007	171.65	172.86	-1.21	LT15	Y
190.1300 FEDERAL NATIONAL MORTGAGE ASSN POOL #959596 DTD 11/01/07 6% 11/01/2037 - 31413YRR4 - MINOR = 35							
SOLD		07/25/2012	190.13				
ACQ	190.1300	11/08/2007	190.13	191.47	-1.34	LT15	Y
137 5100 FEDERAL NATIONAL MORTGAGE ASSN POOL #959596 DTD 11/01/07 6% 11/01/2037 - 31413YRR4 - MINOR = 35							
SOLD		08/27/2012	137.51				
ACQ	137.5100	11/08/2007	137.51	138.48	-0.97	LT15	Y
234.7600 FEDERAL NATIONAL MORTGAGE ASSN POOL #959596 DTD 11/01/07 6% 11/01/2037 - 31413YRR4 - MINOR = 35							
SOLD		09/25/2012	234.76				
ACQ	234.7600	11/08/2007	234.76	236.41	-1.65	LT15	Y
167 6200 FEDERAL NATIONAL MORTGAGE ASSN POOL #959596 DTD 11/01/07 6% 11/01/2037 - 31413YRR4 - MINOR = 35							
SOLD		10/25/2012	167.62				
ACQ	167.6200	11/08/2007	167.62	168.80	-1.18	LT15	Y
241.4500 FEDERAL NATIONAL MORTGAGE ASSN POOL #959596 DTD 11/01/07 6% 11/01/2037 - 31413YRR4 - MINOR = 35							
SOLD		11/26/2012	241.45				
ACQ	241.4500	11/08/2007	241.45	243.15	-1.70	LT15	Y
224 0400 FEDERAL NATIONAL MORTGAGE ASSN POOL #959596 DTD 11/01/07 6% 11/01/2037 - 31413YRR4 - MINOR = 35							
SOLD		12/26/2012	224.04				
ACQ	224.0400	11/08/2007	224.04	225.62	-1.58	LT15	Y
269 3700 FEDERAL NATIONAL MORTGAGE ASSN POOL #959596 DTD 11/01/07 6% 11/01/2037 - 31413YRR4 - MINOR = 35							
SOLD		01/25/2013	269.37				
ACQ	269.3700	11/08/2007	269.37	271.26	-1.89	LT15	Y
253 9700 FEDERAL NATIONAL MORTGAGE ASSN POOL #959596 DTD 11/01/07 6% 11/01/2037 - 31413YRR4 - MINOR = 35							
SOLD		02/25/2013	253.97				
ACQ	253.9700	11/08/2007	253.97	255.76	-1.79	LT15	Y
133 0200 FEDERAL NATIONAL MORTGAGE ASSN POOL #959596 DTD 11/01/07 6% 11/01/2037 - 31413YRR4 - MINOR = 35							
SOLD		03/25/2013	133.02				
ACQ	133.0200	11/08/2007	133.02	133.96	-0.94	LT15	Y
141 7800 FEDERAL NATIONAL MORTGAGE ASSN POOL #985615 DTD 06/01/2008 5.5% 04/01/2034 - 31415P3Y2 - MINOR = 35							
SOLD		04/25/2012	141.78				
ACQ	141.7800	03/06/2012	141.78	154.50	-12.72	ST	Y
161 9900 FEDERAL NATIONAL MORTGAGE ASSN POOL #985615 DTD 06/01/2008 5.5% 04/01/2034 - 31415P3Y2 - MINOR = 35							
SOLD		05/25/2012	161.99				
ACQ	161.9900	03/06/2012	161.99	176.52	-14.53	ST	Y
158 5900 FEDERAL NATIONAL MORTGAGE ASSN POOL #985615 DTD 06/01/2008 5.5% 04/01/2034 - 31415P3Y2 - MINOR = 35							
SOLD		06/25/2012	158.59				
ACQ	158.5900	03/06/2012	158.59	172.81	-14.22	ST	Y
158 3600 FEDERAL NATIONAL MORTGAGE ASSN POOL #985615 DTD 06/01/2008 5.5% 04/01/2034 - 31415P3Y2 - MINOR = 35							
SOLD		07/25/2012	158.36				
ACQ	158.3600	03/06/2012	158.36	172.56	-14.20	ST	Y
160 6200 FEDERAL NATIONAL MORTGAGE ASSN POOL #985615 DTD 06/01/2008 5.5% 04/01/2034 - 31415P3Y2 - MINOR = 35							
SOLD		08/27/2012	160.62				
ACQ	160.6200	03/06/2012	160.62	175.03	-14.41	ST	Y
147.1000 FEDERAL NATIONAL MORTGAGE ASSN POOL #985615 DTD 06/01/2008 5.5% 04/01/2034 - 31415P3Y2 - MINOR = 35							
SOLD		09/25/2012	147.10				
ACQ	147.1000	03/06/2012	147.10	160.29	-13.19	ST	Y
124.0500 FEDERAL NATIONAL MORTGAGE ASSN POOL #985615 DTD 06/01/2008 5.5% 04/01/2034 - 31415P3Y2 - MINOR = 35							
SOLD		10/25/2012	124.05				
ACQ	124.0500	03/06/2012	124.05	135.18	-11.13	ST	Y
147 9400 FEDERAL NATIONAL MORTGAGE ASSN POOL #985615 DTD 06/01/2008 5.5% 04/01/2034 - 31415P3Y2 - MINOR = 35							
SOLD		11/26/2012	147.94				
ACQ	147.9400	03/06/2012	147.94	161.21	-13.27	ST	Y
125.9200 FEDERAL NATIONAL MORTGAGE ASSN POOL #985615 DTD 06/01/2008 5.5% 04/01/2034 - 31415P3Y2 - MINOR = 35							
SOLD		12/26/2012	125.92				
ACQ	125.9200	03/06/2012	125.92	137.21	-11.29	ST	Y
155 2400 FEDERAL NATIONAL MORTGAGE ASSN POOL #985615 DTD 06/01/2008 5.5% 04/01/2034 - 31415P3Y2 - MINOR = 35							
SOLD		01/25/2013	155.24				
ACQ	155.2400	03/06/2012	155.24	169.16	-13.92	ST	Y
136 8500 FEDERAL NATIONAL MORTGAGE ASSN POOL #985615 DTD 06/01/2008 5.5% 04/01/2034 - 31415P3Y2 - MINOR = 35							
SOLD		02/25/2013	136.85				
ACQ	136.8500	03/06/2012	136.85	149.12	-12.27	ST	Y
82 7100 FEDERAL NATIONAL MORTGAGE ASSN POOL #985615 DTD 06/01/2008 5.5% 04/01/2034 - 31415P3Y2 - MINOR = 35							
SOLD		03/25/2013	82.71				
ACQ	82.7100	03/06/2012	82.71	90.13	-7.42	LT15	Y
93 0800 FEDERAL NATIONAL MORTGAGE ASSN POOL #AA7236 DTD 05/01/2009 4% 06/01/2039 - 31416RBE2 - MINOR = 35							
SOLD		04/25/2012	93.08				
ACQ	93.0800	02/07/2012	93.08	98.45	-5.37	ST	Y
104.4800 FEDERAL NATIONAL MORTGAGE ASSN POOL #AA7236 DTD 05/01/2009 4% 06/01/2039 - 31416RBE2 - MINOR = 35							
SOLD		05/25/2012	104.48				
ACQ	104.4800	02/07/2012	104.48	110.50	-6.02	ST	Y
61.8000 FEDERAL NATIONAL MORTGAGE ASSN POOL #AA7236 DTD 05/01/2009 4% 06/01/2039 - 31416RBE2 - MINOR = 35							
SOLD		06/25/2012	61.80				
ACQ	61.8000	02/07/2012	61.80	65.36	-3.56	ST	Y
76.7400 FEDERAL NATIONAL MORTGAGE ASSN POOL #AA7236 DTD 05/01/2009 4% 06/01/2039 - 31416RBE2 - MINOR = 35							
SOLD		07/25/2012	76.74				
ACQ	76.7400	02/07/2012	76.74	81.16	-4.42	ST	Y

ACCT H705 3455000058
FROM 04/01/2012
TO 03/31/2013

REGIONS BANK, TRUST DEPARTMENT
STATEMENT OF CAPITAL GAINS AND LOSSES
GROSSMAN ALEXANDER SCHOLARSHIP FDN

PAGE 106

RUN 04/17/2013
05:43:01 PM

TRUST YEAR ENDING 03/31/2013

TAX PREPARER: 6114
TRUST ADMINISTRATOR: 1130
INVESTMENT OFFICER: 121

LEGEND: F - FEDERAL S - STATE I - INHERITED
E - EXEMPT FROM STATE U - ACQ COST UNKNOWN

PROPERTY DESCRIPTION	SHARES	DATE	SALES PRICE	COST BASIS	GAIN/LOSS	TERM	NC
150.9700 FEDERAL NATIONAL MORTGAGE ASSN POOL #AA7236 DTD 05/01/2009 4% 06/01/2039 - 31416RBE2 - MINOR = 35							
SOLD		08/27/2012	150.97				
ACQ	150.9700	02/07/2012	150.97	159.67	-8.70	ST	Y
158.5200 FEDERAL NATIONAL MORTGAGE ASSN POOL #AA7236 DTD 05/01/2009 4% 06/01/2039 - 31416RBE2 - MINOR = 35							
SOLD		09/25/2012	158.52				
ACQ	158.5200	02/07/2012	158.52	167.66	-9.14	ST	Y
149.0800 FEDERAL NATIONAL MORTGAGE ASSN POOL #AA7236 DTD 05/01/2009 4% 06/01/2039 - 31416RBE2 - MINOR = 35							
SOLD		10/25/2012	149.08				
ACQ	149.0800	02/07/2012	149.08	157.68	-8.60	ST	Y
145.5500 FEDERAL NATIONAL MORTGAGE ASSN POOL #AA7236 DTD 05/01/2009 4% 06/01/2039 - 31416RBE2 - MINOR = 35							
SOLD		11/26/2012	145.55				
ACQ	145.5500	02/07/2012	145.55	153.94	-8.39	ST	Y
101.5200 FEDERAL NATIONAL MORTGAGE ASSN POOL #AA7236 DTD 05/01/2009 4% 06/01/2039 - 31416RBE2 - MINOR = 35							
SOLD		12/26/2012	101.52				
ACQ	101.5200	02/07/2012	101.52	107.37	-5.85	ST	Y
155.4300 FEDERAL NATIONAL MORTGAGE ASSN POOL #AA7236 DTD 05/01/2009 4% 06/01/2039 - 31416RBE2 - MINOR = 35							
SOLD		01/25/2013	155.43				
ACQ	155.4300	02/07/2012	155.43	164.39	-8.96	ST	Y
162.8500 FEDERAL NATIONAL MORTGAGE ASSN POOL #AA7236 DTD 05/01/2009 4% 06/01/2039 - 31416RBE2 - MINOR = 35							
SOLD		02/25/2013	162.85				
ACQ	162.8500	02/07/2012	162.85	172.24	-9.39	LT15	Y
106.8500 FEDERAL NATIONAL MORTGAGE ASSN POOL #AA7236 DTD 05/01/2009 4% 06/01/2039 - 31416RBE2 - MINOR = 35							
SOLD		03/25/2013	106.85				
ACQ	106.8500	02/07/2012	106.85	113.01	-6.16	LT15	Y
3076.8100 FEDERATED KAUFMAN SMALL CAP FUND A - 314172636 - MINOR = 62							
SOLD		08/30/2012	76489.50				
ACQ	1992.4830	02/22/2008	49533.13	45129.75	4403.38	LT15	Y
	1084.3270	05/12/2008	26956.37	25113.00	1843.37	LT15	Y
82.7500 FEDERAL NATIONAL MORTGAGE ASSN POOL #AE0207 DTD 07/01/2010 4.5% 11/01/2033 - 31419AGR2 - MINOR = 35							
SOLD		07/25/2012	82.75				
ACQ	82.7500	06/07/2012	82.75	89.01	-6.26	ST	Y
79.9300 FEDERAL NATIONAL MORTGAGE ASSN POOL #AE0207 DTD 07/01/2010 4.5% 11/01/2033 - 31419AGR2 - MINOR = 35							
SOLD		08/27/2012	79.93				
ACQ	79.9300	06/07/2012	79.93	85.97	-6.04	ST	Y
109.9500 FEDERAL NATIONAL MORTGAGE ASSN POOL #AE0207 DTD 07/01/2010 4.5% 11/01/2033 - 31419AGR2 - MINOR = 35							
SOLD		09/25/2012	109.95				
ACQ	109.9500	06/07/2012	109.95	118.27	-8.32	ST	Y
112.1100 FEDERAL NATIONAL MORTGAGE ASSN POOL #AE0207 DTD 07/01/2010 4.5% 11/01/2033 - 31419AGR2 - MINOR = 35							
SOLD		10/25/2012	112.11				
ACQ	112.1100	06/07/2012	112.11	120.59	-8.48	ST	Y
100.1600 FEDERAL NATIONAL MORTGAGE ASSN POOL #AE0207 DTD 07/01/2010 4.5% 11/01/2033 - 31419AGR2 - MINOR = 35							
SOLD		11/26/2012	100.16				
ACQ	100.1600	06/07/2012	100.16	107.73	-7.57	ST	Y
93.9200 FEDERAL NATIONAL MORTGAGE ASSN POOL #AE0207 DTD 07/01/2010 4.5% 11/01/2033 - 31419AGR2 - MINOR = 35							
SOLD		12/26/2012	93.92				
ACQ	93.9200	06/07/2012	93.92	101.02	-7.10	ST	Y
100.0700 FEDERAL NATIONAL MORTGAGE ASSN POOL #AE0207 DTD 07/01/2010 4.5% 11/01/2033 - 31419AGR2 - MINOR = 35							
SOLD		01/25/2013	100.07				
ACQ	100.0700	06/07/2012	100.07	107.64	-7.57	ST	Y
87.9300 FEDERAL NATIONAL MORTGAGE ASSN POOL #AE0207 DTD 07/01/2010 4.5% 11/01/2033 - 31419AGR2 - MINOR = 35							
SOLD		02/25/2013	87.93				
ACQ	87.9300	06/07/2012	87.93	94.58	-6.65	ST	Y
88.0200 FEDERAL NATIONAL MORTGAGE ASSN POOL #AE0207 DTD 07/01/2010 4.5% 11/01/2033 - 31419AGR2 - MINOR = 35							
SOLD		03/25/2013	88.02				
ACQ	88.0200	06/07/2012	88.02	94.68	-6.66	ST	Y
140.9800 FEDERAL NATIONAL MORTGAGE ASSN POOL #AE0375 DTD 09/01/2010 4% 07/01/2025 - 31419AMZ7 - MINOR = 35							
SOLD		10/25/2012	140.98				
ACQ	140.9800	09/11/2012	140.98	151.02	-10.04	ST	Y
145.5100 FEDERAL NATIONAL MORTGAGE ASSN POOL #AE0375 DTD 09/01/2010 4% 07/01/2025 - 31419AMZ7 - MINOR = 35							
SOLD		11/26/2012	145.51				
ACQ	145.5100	09/11/2012	145.51	155.88	-10.37	ST	Y
132.3600 FEDERAL NATIONAL MORTGAGE ASSN POOL #AE0375 DTD 09/01/2010 4% 07/01/2025 - 31419AMZ7 - MINOR = 35							
SOLD		12/26/2012	132.36				
ACQ	132.3600	09/11/2012	132.36	141.79	-9.43	ST	Y
137.3200 FEDERAL NATIONAL MORTGAGE ASSN POOL #AE0375 DTD 09/01/2010 4% 07/01/2025 - 31419AMZ7 - MINOR = 35							
SOLD		01/25/2013	137.32				
ACQ	137.3200	09/11/2012	137.32	147.10	-9.78	ST	Y
144.7200 FEDERAL NATIONAL MORTGAGE ASSN POOL #AE0375 DTD 09/01/2010 4% 07/01/2025 - 31419AMZ7 - MINOR = 35							
SOLD		02/25/2013	144.72				
ACQ	144.7200	09/11/2012	144.72	155.03	-10.31	ST	Y
117.1000 FEDERAL NATIONAL MORTGAGE ASSN POOL #AE0375 DTD 09/01/2010 4% 07/01/2025 - 31419AMZ7 - MINOR = 35							
SOLD		03/25/2013	117.10				
ACQ	117.1000	09/11/2012	117.10	125.44	-8.34	ST	Y
237.8700 FEDERAL NATIONAL MORTGAGE ASSN POOL #AE3066 DTD 09/01/2010 3.5% 09/01/2025 - 31419DMQ1 - MINOR = 35							
SOLD		04/25/2012	237.87				
ACQ	237.8700	08/09/2011	237.87	246.79	-8.92	ST	Y
173.0800 FEDERAL NATIONAL MORTGAGE ASSN POOL #AE3066 DTD 09/01/2010 3.5% 09/01/2025 - 31419DMQ1 - MINOR = 35							
SOLD		05/25/2012	173.08				
ACQ	173.0800	08/09/2011	173.08	179.57	-6.49	ST	Y
178.2400 FEDERAL NATIONAL MORTGAGE ASSN POOL #AE3066 DTD 09/01/2010 3.5% 09/01/2025 - 31419DMQ1 - MINOR = 35							
SOLD		06/25/2012	178.24				
ACQ	178.2400	08/09/2011	178.24	184.92	-6.68	ST	Y
211.6500 FEDERAL NATIONAL MORTGAGE ASSN POOL #AE3066 DTD 09/01/2010 3.5% 09/01/2025 - 31419DMQ1 - MINOR = 35							
SOLD		07/25/2012	211.65				
ACQ	211.6500	08/09/2011	211.65	219.59	-7.94	ST	Y

ACCT H705 3455000058
FROM 04/01/2012
TO 03/31/2013

REGIONS BANK, TRUST DEPARTMENT
STATEMENT OF CAPITAL GAINS AND LOSSES
GROSSMAN ALEXANDER SCHOLARSHIP FDN

PAGE 107

RUN 04/17/2013
05:43:01 PM

TRUST YEAR ENDING 03/31/2013

TAX PREPARER: 6114
TRUST ADMINISTRATOR: 1130
INVESTMENT OFFICER: 121

LEGEND F - FEDERAL S - STATE I - INHERITED
E - EXEMPT FROM STATE U - ACQ COST UNKNOWN

PROPERTY DESCRIPTION	SHARES	DATE	SALES PRICE	COST BASIS	GAIN/LOSS	TERM	NC
219.2400 FEDERAL NATIONAL MORTGAGE ASSN POOL #AE3066 DTD 09/01/2010 3.5%		09/01/2010	219.24	219.24			
SOLD		08/27/2012	219.24	219.24			
ACQ	219.2400	08/09/2011	219.24	227.46	-8.22	LT15	Y
245.5900 FEDERAL NATIONAL MORTGAGE ASSN POOL #AE3066 DTD 09/01/2010 3.5%		09/01/2010	245.59	245.59			
SOLD		09/25/2012	245.59	245.59			
ACQ	245.5900	08/09/2011	245.59	254.80	-9.21	LT15	Y
227.1200 FEDERAL NATIONAL MORTGAGE ASSN POOL #AE3066 DTD 09/01/2010 3.5%		09/01/2010	227.12	227.12			
SOLD		10/25/2012	227.12	227.12			
ACQ	227.1200	08/09/2011	227.12	235.64	-8.52	LT15	Y
194.9000 FEDERAL NATIONAL MORTGAGE ASSN POOL #AE3066 DTD 09/01/2010 3.5%		09/01/2010	194.90	194.90			
SOLD		11/26/2012	194.90	194.90			
ACQ	194.9000	08/09/2011	194.90	202.21	-7.31	LT15	Y
200.7900 FEDERAL NATIONAL MORTGAGE ASSN POOL #AE3066 DTD 09/01/2010 3.5%		09/01/2010	200.79	200.79			
SOLD		12/26/2012	200.79	200.79			
ACQ	200.7900	08/09/2011	200.79	208.32	-7.53	LT15	Y
226.8900 FEDERAL NATIONAL MORTGAGE ASSN POOL #AE3066 DTD 09/01/2010 3.5%		09/01/2010	226.89	226.89			
SOLD		01/25/2013	226.89	226.89			
ACQ	226.8900	08/09/2011	226.89	235.40	-8.51	LT15	Y
207.9000 FEDERAL NATIONAL MORTGAGE ASSN POOL #AE3066 DTD 09/01/2010 3.5%		09/01/2010	207.90	207.90			
SOLD		02/25/2013	207.90	207.90			
ACQ	207.9000	08/09/2011	207.90	215.70	-7.80	LT15	Y
166.5500 FEDERAL NATIONAL MORTGAGE ASSN POOL #AE3066 DTD 09/01/2010 3.5%		09/01/2010	166.55	166.55			
SOLD		03/25/2013	166.55	166.55			
ACQ	166.5500	08/09/2011	166.55	172.80	-6.25	LT15	Y
190.0000 GENERAL ELEC CO COM - 369604103		01/17/2013	4014.62	4014.62			
SOLD		09/14/2010	4014.62	3098.90	915.72	LT15	Y
ACQ	190.0000	09/14/2010	4014.62	3098.90	915.72	LT15	Y
6000.0000 GENERAL ELECTRIC CO 5% 02/01/2013 - 369604AY9 - MINOR = 45		02/01/2013	6000.00	6000.00			
SOLD		02/01/2013	6000.00	6000.00			
ACQ	2000.0000	01/21/2009	2000.00	2040.74	-40.74	LT15	Y
	2000.0000	06/08/2009	2000.00	2050.32	-50.32	LT15	Y
	2000.0000	09/10/2012	2000.00	2035.76	-35.76	ST	Y
10000.0000 GENERAL ELEC CAP CORP FDIC INSURED DTD 01/08/09 2% 06/08/2012 - 36967HAH0 - MINOR = 30		06/08/2012	10000.00	10000.00			
SOLD		06/08/2012	10000.00	10000.00			
ACQ	6000.0000	01/21/2009	6000.00	6033.84	-33.84	LT15	Y
	4000.0000	06/08/2009	4000.00	4000.00	0.00	LT15	Y
1000.0000 GOLDMAN SACHS GROUP INC DTD 2/5/09 7.5% - 38141EA25 - MINOR = 45		06/07/2012	1138.36	1138.36			
SOLD		05/20/2010	1138.36	1098.02	40.34	LT15	Y
ACQ	1000.0000	05/20/2010	1138.36	1098.02	40.34	LT15	Y
125.0000 GOLDMAN SACHS GROUP INC COM - 38141G104 - MINOR = 31001		08/21/2012	13127.37	13127.37			
SOLD		04/09/2008	10501.90	17444.30	-6942.40	LT15	Y
ACQ	100.0000	05/12/2008	2625.47	4789.07	-2163.60	LT15	Y
650.0000 HALLIBURTON CO COM - 406216101 - MINOR = 50		08/30/2012	21111.59	21111.59			
SOLD		05/12/2008	16239.68	23745.60	-7505.92	LT15	Y
ACQ	500.0000	05/12/2008	16239.68	23745.60	-7505.92	LT15	Y
	150.0000	08/10/2009	4871.91	3428.73	1443.18	LT15	Y
260.0000 HEINZ H J CO - 423074103 - MINOR = 50		03/13/2013	18846.98	18846.98			
SOLD		01/17/2013	18846.98	15446.57	3400.41	ST	
ACQ	260.0000	01/17/2013	18846.98	15446.57	3400.41	ST	
275.0000 HESS CORPORATION - 42809H107 - MINOR = 50		07/13/2012	11879.76	11879.76			
SOLD		08/10/2009	11879.76	15118.51	-3238.75	LT15	Y
ACQ	275.0000	08/10/2009	11879.76	15118.51	-3238.75	LT15	Y
390.0000 INTEL CORP COM - 458140100		01/17/2013	8728.58	8728.58			
SOLD		10/18/2006	8728.58	8268.00	460.58	LT15	Y
ACQ	390.0000	10/18/2006	8728.58	8268.00	460.58	LT15	Y
140.0000 JOHNSON & JOHNSON COM - 478160104 - MINOR = 31001		01/17/2013	10163.78	10163.78			
SOLD		09/27/2001	290.39	218.48	71.91	LT15	Y
ACQ	4.0000	05/07/2002	1451.97	1220.00	231.97	LT15	Y
	20.0000	01/13/2003	8421.42	6534.28	1887.14	LT15	Y
490.0000 JOHNSON CTLS INC COM - 478366107 - MINOR = 50		03/13/2013	16868.90	16868.90			
SOLD		01/17/2013	16868.90	15478.86	1390.04	ST	
ACQ	490.0000	01/17/2013	16868.90	15478.86	1390.04	ST	
630.0000 JUNIPER NETWORKS - 48203R104 - MINOR = 50		01/17/2013	13576.57	13576.57			
SOLD		02/22/2008	13576.57	16127.87	-2551.30	LT15	Y
ACQ	630.0000	02/22/2008	13576.57	16127.87	-2551.30	LT15	Y
700.0000 MATTTEL INC - 577081102 - MINOR = 50		01/17/2013	26112.98	26112.98			
SOLD		09/14/2010	26112.98	15301.93	10811.05	LT15	Y
ACQ	700.0000	09/14/2010	26112.98	15301.93	10811.05	LT15	Y
500.0000 MCGRAW HILL COS INC COM - 580645109 - MINOR = 3101		01/17/2013	27098.49	27098.49			
SOLD		09/14/2010	27098.49	15300.00	11798.49	LT15	Y
ACQ	500.0000	09/14/2010	27098.49	15300.00	11798.49	LT15	Y
900.0000 MICROSOFT CORP COM - 594918104 - MINOR = 31001		08/30/2012	27224.47	27224.47			
SOLD		02/22/2001	11041.04	10060.31	980.73	LT15	Y
ACQ	365.0000	05/07/2002	5444.89	4517.10	927.79	LT15	Y
	180.0000	10/10/2002	4234.92	3206.00	1028.92	LT15	Y
	140.0000	12/17/2003	302.49	270.90	31.59	LT15	Y
	10.0000	04/16/2004	3024.94	2534.00	490.94	LT15	Y
	100.0000	02/23/2005	3176.19	2659.65	516.54	LT15	Y
100.0000 MONSANTO CO NEW COM - 61166W101 - MINOR = 50		01/17/2013	10176.78	10176.78			
SOLD		08/10/2009	10176.78	8334.91	1841.87	LT15	Y
ACQ	100.0000	08/10/2009	10176.78	8334.91	1841.87	LT15	Y

ACCT H705 3455000058
FROM 04/01/2012
TO 03/31/2013

REGIONS BANK, TRUST DEPARTMENT
STATEMENT OF CAPITAL GAINS AND LOSSES
GROSSMAN ALEXANDER SCHOLARSHIP FDN

PAGE 108

RUN 04/17/2013
05:43:01 PM

TRUST YEAR ENDING 03/31/2013

TAX PREPARER 6114
TRUST ADMINISTRATOR: 1130
INVESTMENT OFFICER: 121

LEGEND: F - FEDERAL S - STATE I - INHERITED
E - EXEMPT FROM STATE U - ACQ COST UNKNOWN

PROPERTY DESCRIPTION	SHARES	DATE	SALES PRICE	COST BASIS	GAIN/LOSS	TERM	NC
60.0000 NEXTERA ENERGY, INC. - 65339F101 - MINOR = 50							
SOLD		01/17/2013	4264.10				
ACQ	60.0000	09/14/2010	4264.10	3326.86	937.24	LT15	Y
400.0000 NORFOLK SOUTHERN CORPORATION - 655844108 - MINOR = 50							
SOLD		01/17/2013	26187.45				
ACQ	400.0000	05/12/2008	26187.45	25223.28	964.17	LT15	Y
175.0000 OCCIDENTAL PETROLEUM CORP - 674599105 - MINOR = 50							
SOLD		01/17/2013	14433.69				
ACQ	175.0000	08/30/2012	14433.69	14789.25	-355.56	ST	
350.0000 ORACLE CORPORATION COM - 68389X105 - MINOR = 5010							
SOLD		01/17/2013	12134.26				
ACQ	350.0000	10/22/2007	12134.26	7367.50	4766.76	LT15	Y
110.0000 PEPSICO INC COM - 713448108							
SOLD		01/17/2013	7876.92				
ACQ	25.0000	03/08/2002	1790.21	1247.00	543.21	LT15	Y
	85.0000	10/10/2002	6086.71	3541.95	2544.76	LT15	Y
90.0000 PHILIP MORRIS INTERNATIONAL INC - 718172109 - MINOR = 50							
SOLD		01/17/2013	7973.83				
ACQ	90.0000	03/03/2009	7973.83	2938.34	5035.49	LT15	Y
3645.3840 PIONEER SELECT MID CAP GROWTH Y - 72387T793 - MINOR = 62							
SOLD		01/17/2013	73017.04				
ACQ	2985.2030	02/22/2008	59793.61	48420.00	11373.61	LT15	Y
	660.1810	03/03/2009	13223.43	5466.30	7757.13	LT15	Y
130.0000 PROCTER & GAMBLE CO COM - 742718109							
SOLD		01/17/2013	9019.20				
ACQ	130.0000	04/14/2005	9019.20	7225.97	1793.23	LT15	Y
80.0000 PRUDENTIAL FINANCIAL INC COM - 744320102 - MINOR = 50							
SOLD		01/17/2013	4561.49				
ACQ	80.0000	02/22/2008	4561.49	5725.97	-1164.48	LT15	Y
210.0000 QUALCOMM INC - 747525103 - MINOR = 3101							
SOLD		01/17/2013	13643.40				
ACQ	210.0000	02/23/2005	13643.40	7299.60	6343.80	LT15	Y
90.0000 SCHLUMBERGER LTD COM - 806857108 - MINOR = 50							
SOLD		01/17/2013	6545.55				
ACQ	90.0000	11/18/2005	6545.55	4266.45	2279.10	LT15	Y
765.0000 STAPLES INC - 855030102 - MINOR = 50							
SOLD		08/30/2012	8185.39				
ACQ	765.0000	09/14/2010	8185.39	15108.21	-6922.82	LT15	Y
180.0000 STRYKER CORP - 863667101 - MINOR = 50							
SOLD		01/17/2013	10761.95				
ACQ	180.0000	01/11/2005	10761.95	8915.40	1846.55	LT15	Y
3000.0000 TELEFONICA EMISIONES SAU DTD 02/16/2011 - 87938WAP8 - MINOR = 45							
SOLD		09/11/2012	2921.25				
ACQ	3000.0000	03/10/2011	2921.25	3045.78	-124.53	LT15	Y
1000.0000 TELEFONICA EMISIONES SAU DTD 02/16/2011 - 87938WAP8 - MINOR = 45							
SOLD		09/12/2012	985.00				
ACQ	1000.0000	03/10/2011	985.00	1015.26	-30.26	LT15	Y
300.0000 TEVA PHARMACEUTICAL INDS SPONS ADR - 881624209 - MINOR = 55							
SOLD		08/21/2012	12201.68				
ACQ	300.0000	08/10/2009	12201.68	15536.46	-3334.78	LT15	Y
6000.0000 TEVA PHARMA FIN IV LLC DTD 11/10/2011 1. - 88166HAA5 - MINOR = 45							
SOLD		01/07/2013	6137.82				
ACQ	2000.0000	11/07/2011	2045.94	1997.38	48.56	LT15	Y
	1000.0000	11/08/2011	1022.97	1001.83	21.14	LT15	Y
	1000.0000	11/09/2011	1022.97	1003.05	19.92	LT15	Y
	2000.0000	09/10/2012	2045.94	2045.36	0.58	ST	Y
180.0000 THERMO ELECTRON CORP - 883556102 - MINOR = 50							
SOLD		01/17/2013	12216.34				
ACQ	180.0000	03/03/2009	12216.34	6306.88	5909.46	LT15	Y
90.0000 3M CO COM - 88579Y101 - MINOR = SBW							
SOLD		01/17/2013	8809.90				
ACQ	5.0000	09/27/2001	489.44	231.40	258.04	LT15	Y
	85.0000	10/10/2002	8320.46	4919.38	3401.08	LT15	Y
190.0000 TRAVELERS COMPANIES, INC. - 89417E109 - MINOR = 50							
SOLD		01/17/2013	14337.07				
ACQ	190.0000	10/10/2002	14337.07	5498.60	8838.47	LT15	Y
1000.0000 UNITED STATES TREASURY N/B DTD 08/16/201 - 912828NU0 - MINOR = 30							
SOLD		05/07/2012	1006.53				
ACQ	1000.0000	09/13/2010	1006.53	997.50	9.03	LT15	Y
121000.0000 UNITED STATES TREASURY N/B DTD 08/16/201 - 912828NU0 - MINOR = 30							
SOLD		09/10/2012	121628.63				
ACQ	7000.0000	09/13/2010	7036.37	6982.50	53.87	LT15	Y
	13000.0000	10/06/2011	13067.54	13113.24	-45.70	ST	Y
	101000.0000	08/30/2012	101524.72	101544.45	-19.73	ST	Y
1000.0000 UNITED STATES TREASURY N/B DTD 08/16/201 - 912828NU0 - MINOR = 30							
SOLD		10/04/2012	1004.81				
ACQ	1000.0000	08/30/2012	1004.81	1005.39	-0.58	ST	Y
5000.0000 UNITED STATES TREASURY N/B DTD 08/16/201 - 912828NU0 - MINOR = 30							
SOLD		12/10/2012	5019.53				
ACQ	5000.0000	08/30/2012	5019.53	5026.95	-7.42	ST	Y
23000.0000 UNITED STATES TREASURY N/B DTD 08/16/201 - 912828NU0 - MINOR = 30							
SOLD		12/11/2012	23091.64				
ACQ	23000.0000	08/30/2012	23091.64	23123.99	-32.35	ST	Y

ACCT H705 3455000058
FROM 04/01/2012
TO 03/31/2013

REGIONS BANK, TRUST DEPARTMENT
STATEMENT OF CAPITAL GAINS AND LOSSES
GROSSMAN ALEXANDER SCHOLARSHIP FDM

PAGE 109

RUN 04/17/2013
05:43:01 PM

TRUST YEAR ENDING 03/31/2013

TAX PREPARER 6114
TRUST ADMINISTRATOR 1130
INVESTMENT OFFICER 121

LEGEND: F - FEDERAL S - STATE I - INHERITED
E - EXEMPT FROM STATE U - ACQ COST UNKNOWN

PROPERTY DESCRIPTION	SHARES	DATE	SALES PRICE	COST BASIS	GAIN/LOSS	TERM	NC
1000.0000 UNITED STATES TREASURY		N/B DTD 11/15/201 - 912828PC8 - MINOR = 30					
SOLD		06/07/2012	1097.81				
ACQ	1000.0000	02/14/2011	1097.81	930.22	167.59	LT15	Y
5000.0000 UNITED STATES TREASURY		DTD 11/30/2010 1. - 912828PJ3 - MINOR = 30					
SOLD		01/29/2013	5134.57				
ACQ	5000.0000	12/11/2012	5134.57	5154.21	-19.64	ST	Y
5000.0000 UNITED STATES TREASURY		DTD 11/30/2010 1 - 912828PJ3 - MINOR = 30					
SOLD		02/13/2013	5132.42				
ACQ	5000.0000	12/11/2012	5132.42	5154.20	-21.78	ST	Y
2000.0000 UNITED STATES TREASURY		DTD 11/30/2010 1. - 912828PJ3 - MINOR = 30					
SOLD		03/01/2013	2057.34				
ACQ	2000.0000	12/11/2012	2057.34	2061.68	-4.34	ST	Y
1000.0000 UNITED STATES TREASURY		DTD 11/30/2010 1. - 912828PJ3 - MINOR = 30					
SOLD		03/04/2013	1028.55				
ACQ	1000.0000	12/11/2012	1028.55	1030.84	-2.29	ST	Y
5000.0000 UNITED STATES TREASURY		DTD 11/30/2010 1 - 912828PJ3 - MINOR = 30					
SOLD		03/06/2013	5138.28				
ACQ	5000.0000	12/11/2012	5138.28	5154.21	-15.93	ST	Y
1000.0000 UNITED STATES TREASURY		DTD 11/30/2010 1. - 912828PJ3 - MINOR = 30					
SOLD		03/11/2013	1026.88				
ACQ	1000.0000	12/11/2012	1026.88	1030.84	-3.96	ST	Y
1000.0000 UNITED STATES TREASURY		DTD 11/30/2010 1. - 912828PJ3 - MINOR = 30					
SOLD		03/26/2013	1027.19				
ACQ	1000.0000	12/11/2012	1027.19	1030.84	-3.65	ST	Y
4000.0000 UNITED STATES TREASURY		N/B DTD 01/18/201 - 912828PQ7 - MINOR = 30					
SOLD		04/05/2012	4045.94				
ACQ	4000.0000	01/10/2012	4045.94	4059.94	-14.00	ST	Y
38000.0000 UNITED STATES TREASURY		N/B DTD 01/18/201 - 912828PQ7 - MINOR = 30					
SOLD		12/11/2012	38328.04				
ACQ	9000.0000	01/10/2012	9077.69	9134.87	-57.18	ST	Y
	4000.0000	02/02/2012	4034.53	4060.00	-25.47	ST	Y
	3000.0000	02/06/2012	3025.90	3044.29	-18.39	ST	Y
	18000.0000	09/10/2012	18155.39	18186.33	-30.94	ST	Y
	1000.0000	10/04/2012	1008.63	1009.92	-1.29	ST	Y
	3000.0000	11/29/2012	3025.90	3026.25	-0.35	ST	Y
1018.9100 UNITED STATES TREASURY INFLATION INDEX BOND		DTD 07/29/2011 .625% 07/15/2021 - 912828QV5 - MINOR = 30					
SOLD		06/07/2012	1141.42				
ACQ	1018.9100	08/25/2011	1141.42	1071.03	70.39	ST	Y
CHANGED 07/31/12 MK							
260.0000 UNITED TECHNOLOGIES CORP COM - 913017109 - MINOR = 50							
SOLD		01/17/2013	22312.72				
ACQ	260.0000	11/18/2005	22312.72	13928.20	8384.52	LT15	Y
1000.0000 UNITED TECHNOLOGIES CORP DTD 06/01/2012 - 913017BY4 - MINOR = 45							
SOLD		05/31/2012	1010.46				
ACQ	1000.0000	05/29/2012	1010.46	999.44	11.02	ST	Y
100.0000 V F CORP - 918204108 - MINOR = 50							
SOLD		08/30/2012	15203.66				
ACQ	100.0000	09/14/2010	15203.66	7682.85	7520.81	LT15	Y
100.0000 V F CORP - 918204108 - MINOR = 50							
SOLD		01/17/2013	14958.67				
ACQ	100.0000	09/14/2010	14958.67	7682.85	7275.82	LT15	Y
290.0000 VERIZON COMMUNICATIONS COM - 92343V104 - MINOR = 31001							
SOLD		01/17/2013	12089.81				
ACQ	94.0000	01/28/1997	3918.77	2738.69	1180.08	LT15	Y
	136.0000	05/07/2002	5669.70	4877.49	792.21	LT15	Y
	60.0000	10/10/2002	2501.34	1752.51	748.83	LT15	Y
130.0000 VISA INC - CLASS A SHRS - 92826C839 - MINOR = 50							
SOLD		01/17/2013	20819.16				
ACQ	130.0000	09/14/2010	20819.16	8678.80	12140.36	LT15	Y
1000.0000 WACHOVIA CORP DTD 06/08/07 5.75% 06/15/2 - 929903DT6 - MINOR = 45							
SOLD		05/08/2012	1168.95				
ACQ	1000.0000	10/30/2007	1168.95	1011.92	157.03	LT15	Y
400.0000 WALMART STORES INC COM - 931142103							
SOLD		01/17/2013	27547.42				
ACQ	400.0000	06/12/2007	27547.42	19635.28	7912.14	LT15	Y
600.0000 WALGREEN CO COM - 931422109 - MINOR = 5010							
SOLD		08/30/2012	21203.58				
ACQ	116.0000	09/27/2001	4099.36	3838.44	260.92	LT15	Y
	20.0000	05/07/2002	706.79	762.20	-55.41	LT15	Y
	130.0000	10/10/2002	4594.11	4244.50	349.61	LT15	Y
	100.0000	05/06/2003	3533.93	3263.00	270.93	LT15	Y
	125.0000	07/14/2003	4417.41	3876.70	540.71	LT15	Y
	109.0000	06/12/2007	3851.98	4752.40	-900.42	LT15	Y
500.0000 EATON CORP PLC ISIN: IE00B8KQ827 SHDOL: - G29183103 - MINOR = 55							
SOLD		01/17/2013	27664.42				
ACQ	500.0000	11/30/2012	27664.42	25952.80	1711.62	ST	
TOTALS			1253460.60	1032132.68			

ACCT H705 3455000058
FROM 04/01/2012
TO 03/31/2013

REGIONS BANK, TRUST DEPARTMENT
STATEMENT OF CAPITAL GAINS AND LOSSES
GROSSMAN ALEXANDER SCHOLARSHIP FDN

PAGE 110

RUN 04/17/2013
05:43:01 PM

TRUST YEAR ENDING 03/31/2013

TAX PREPARER: 6114
TRUST ADMINISTRATOR: 1130
INVESTMENT OFFICER: 121

LEGEND: F - FEDERAL S - STATE I - INHERITED
E - EXEMPT FROM STATE U - ACQ COST UNKNOWN

PROPERTY DESCRIPTION	SHARES	DATE	SALES PRICE	COST BASIS	GAIN/LOSS	TERM	NC
----------------------	--------	------	-------------	------------	-----------	------	----

SUMMARY OF CAPITAL GAINS/LOSSES

FEDERAL	SHORT TERM	LONG TERM 28%	LONG TERM 15%	ST WASH SALE	LT WASH SALE	1250 GAIN
NONCOVERED FROM ABOVE	-1182.32	0 00	215035 18	0.00	0 00	0.00*
COVERED FROM ABOVE	7475.06	0.00	0 00	0 00	0 00	
COMMON TRUST FUND	0.00	0.00	0.00			0.00
CAPITAL GAIN DIVIDENDS	0 00	0.00	8364 00			0 00
	6292.74	0.00	223399 18	0.00	0 00	0.00

STATE

NONCOVERED FROM ABOVE	-1182.32	0.00	215035 18	0 00	0.00	0 00*
COVERED FROM ABOVE	7475.06	0.00	0.00	0 00	0 00	
COMMON TRUST FUND	0 00	0.00	0.00			0 00
CAPITAL GAIN DIVIDENDS	0 00	0 00	8364 00			0 00
	6292.74	0.00	223399 18	0.00	0 00	0 00

* - 1250 GAIN DETAILED ON TRANS PAGES, NOT ABOVE

CAPITAL LOSS CARRYOVER

FEDERAL	0.00	0 00
FLORIDA	N/A	N/A

GROSSMAN SCHOLARSHIP AWARDS COMMITTEE
RULES FOR GRANTING SCHOLARSHIP AWARDS

1. All award recipients must be graduates (or candidates for graduation) from Dunedin Comprehensive High School, Dunedin, Florida.
2. All award recipients must have graduated within the top 10% (academically) of their high school class.
3. All Scholarship Awards will be made solely on the basis of academic standing without regard to race, creed, color, sex or national origin.
4. All award recipients must be either currently enrolled in or accepted, for enrollment within six months following presentation of the award, at a fully accredited college, university or junior or senior college within the United States of America, and majoring in a program leading to the granting of a Bachelor's or higher degree in the fields of science or engineering.
5. No more than four (4) annual Scholarship Awards shall be made to any one individual under this program. All awards shall be for undergraduate study only.
6. All award recipients shall provide the Secretary of the Foundation with transcripts of grades received for all college level work attempted under this program, at least annually.
7. Presentation of the Second, Third and Fourth Awards to any one individual shall be conditioned upon receipt by the Foundation of evidence satisfactory to the Awards Committee that the individual is progressing in his/her academic program in a manner deemed acceptable by his/her chosen institution of higher learning both on the basis of academic and disciplinary criteria.
8. No award payments shall be made directly to individual recipients. Instead, all payments shall be made directly to the recipient's chosen institution of higher learning for credit to the recipient's account and to be used for tuition, fees, books and supplies, room and board and similar costs normally associated directly with the educational process.
9. It is anticipated that one new award will be made each year to the highest ranking (academically) student in the current graduating class of Dunedin Comprehensive High School who has (a) applied for and/or been recommended for a scholarship grant from this Foundation; and (b) complied with the requirements of Rule 4 above. In this manner, normal academic progression would insure that four scholarship awards are granted each year; one new award and three renewal awards. However, in the event that a vacancy occurs in the progression chain or in the event that there is sufficient income generated by the Foundation endowment to provide for more than one new award in any given year, then the Awarding Committee may present more than one new award in that year either to a member of the current graduating class or to a member of any of the three immediate prior graduating classes of next highest academic class standing who, in the measured opinion of the Awards Committee, will best fulfill the goals and objectives of the Foundation.
10. In the event that the member of highest academic standing in the current graduating class of Dunedin Comprehensive High School in any given year shall not elect to pursue further education in the fields of science or engineering or for whatever other reason does not receive a scholarship award from this Foundation, then the member of said class having the next highest academic standing who does elect to pursue such education shall become the recipient of the initial new scholarship award from the Foundation for that year.
11. In the event that there is no member of the top 10% academically of the current graduating class of Dunedin Comprehensive High School in any given year who elects to pursue higher education in the fields of science or engineering, then funds available for the making of new scholarship awards for that year shall be used in the discretion of the awards Committee for: (a) enlarge renewal awards; (b) grant additional awards to member(s) of any of the three immediately prior graduating classes; or (c) make no new awards that year, but instead accumulate those funds to be used to increase future awards.
12. The amount and time of payment of each scholarship award will be decided at least annually by the Awards Committee based upon (a) the amount of funds projected to be available for the making of scholarship awards by the Trustees of the Foundation's endowment; (b) the amount projected to be necessary to fund one year of study at the award recipient's chosen institution of higher learning and (c) the amount of other unconditional scholarship award funds received by the award recipient.

ALEXANDER J. GROSSMAN SCHOLARSHIP FOUNDATION
59-6782085

FORM 990-PF
PART XV

INFORMATION REGARDING GRANT PROGRAM

THIS FOUNDATION RECEIVED ITS EXEMPT STATUS AND APPROVAL OF ITS GRANT-MAKING PROCEDURES FROM THE INTERNAL REVENUE SERVICE ON JANUARY 16, 1985, FILE FOLDER NUMBER: 580060392.

THIS FOUNDATION'S GRANT-MAKING PROCEDURES ARE UNIQUE UNTO ITSELF AND ANSWERS CALLED FOR IN PART XV(2)(a)(b)(c) AND (d) ARE NOT APPLICABLE.

AWARDEES DO NOT SEEK THE FOUNDATION. INSTEAD THE AWARDS COMMITTEE SEEKS OUT THAT INDIVIDUAL MEETING THE FOLLOWING QUALIFICATIONS AS SET FORTH IN THE WILL OF ALEXANDER GROSSMAN.

1. THE CANDIDATE MUST BE A GRADUATE OF DUNEDIN COMPREHENSIVE HIGH SCHOOL OF HIGHEST ACADEMIC RANK WHO IS COMMITTED TO PURSUING A PROGRAM IN ENGINEERING OR SCIENCE.
2. THE STUDENT SELECTED SHALL HAVE GRADUATED WITHIN THE TOP TEN PERCENT OF HIS OR HER CLASS.
3. SCHOLARSHIPS ARE TO BE AWARDED SOLELY ON THE BASIS OF ACADEMIC ACHIEVEMENT, REGARDLESS OF RACE, CREED, COLOR OR SEX.

ATTACHED IS A LIST OF GUIDELINES THAT HAVE BEEN SET UP BY THE AWARDS COMMITTEE.

ALEXANDER J. GROSSMAN SCHOLARSHIP FOUNDATION
59-6782085

FORM 990-PF
PART XVI-B

THIS FOUNDATION ACCOMPLISHES ITS CHARITABLE PURPOSES SOLELY THROUGH A PROGRAM OF MAKING CHARITABLE GIFTS AND GRANTS AND DOES NOT CONDUCT ANY DIRECT CHARITABLE ACTIVITIES OR MAKE PROGRAM-RELATED INVESTMENTS.