



See a Social Security Number? Say Something!
Report Privacy Problems to <https://public.resource.org/privacy>
Or call the IRS Identity Theft Hotline at 1-800-908-4490



Form **990-PF**

Department of the Treasury
Internal Revenue Service

Return of Private Foundation
or Section 4947(a)(1) Nonexempt Charitable Trust
Treated as a Private Foundation

Note. The foundation may be able to use a copy of this return to satisfy state reporting requirements

OMB No 1545-0052

2012
Open to Public Inspection

For calendar year 2012, or tax year beginning 04-01-2012 , and ending 03-31-2013

Name of foundation V & H CHARITABLE FOUNDATION		A Employer identification number 43-6378149	
Number and street (or P O box number if mail is not delivered to street address) P O BOX 26128		Room/suite	B Telephone number (see instructions) (913) 234-3000
City or town, state, and ZIP code OVERLAND PARK, KS 66225		C If exemption application is pending, check here <input type="checkbox"/>	
G Check all that apply <input type="checkbox"/> Initial return <input type="checkbox"/> Initial return of a former public charity <input type="checkbox"/> Final return <input type="checkbox"/> Amended return <input type="checkbox"/> Address change <input type="checkbox"/> Name change		D 1. Foreign organizations, check here <input type="checkbox"/> 2. Foreign organizations meeting the 85% test, check here and attach computation <input type="checkbox"/>	
H Check type of organization <input checked="" type="checkbox"/> Section 501(c)(3) exempt private foundation <input type="checkbox"/> Section 4947(a)(1) nonexempt charitable trust <input type="checkbox"/> Other taxable private foundation		E If private foundation status was terminated under section 507(b)(1)(A), check here <input type="checkbox"/> F If the foundation is in a 60-month termination under section 507(b)(1)(B), check here <input type="checkbox"/>	
I Fair market value of all assets at end of year (from Part II, col. (c), line 16) \$ 12,048,033		J Accounting method <input checked="" type="checkbox"/> Cash <input type="checkbox"/> Accrual <input type="checkbox"/> Other (specify) (Part I, column (d) must be on cash basis.)	

Part I Analysis of Revenue and Expenses (The total of amounts in columns (b), (c), and (d) may not necessarily equal the amounts in column (a) (see instructions))		(a) Revenue and expenses per books	(b) Net investment income	(c) Adjusted net income	(d) Disbursements for charitable purposes (cash basis only)
Revenue	1 Contributions, gifts, grants, etc , received (attach schedule)				
	2 Check <input checked="" type="checkbox"/> if the foundation is not required to attach Sch B				
	3 Interest on savings and temporary cash investments	241	241		
	4 Dividends and interest from securities.	198,158	198,158		
	5a Gross rents				
	b Net rental income or (loss) _____				
	6a Net gain or (loss) from sale of assets not on line 10	215,682			
	b Gross sales price for all assets on line 6a _____ 2,615,949				
	7 Capital gain net income (from Part IV, line 2)				
	8 Net short-term capital gain				
	9 Income modifications				
	10a Gross sales less returns and allowances				
Operating and Administrative Expenses	b Less Cost of goods sold				
	c Gross profit or (loss) (attach schedule)				
	11 Other income (attach schedule)	75,110	75,110		
	12 Total. Add lines 1 through 11	489,191	273,509		
	13 Compensation of officers, directors, trustees, etc				
	14 Other employee salaries and wages				
	15 Pension plans, employee benefits				
	16a Legal fees (attach schedule)				
	b Accounting fees (attach schedule)	2,175			
	c Other professional fees (attach schedule)	47,672			
	17 Interest	2			
	18 Taxes (attach schedule) (see instructions)	7,823			
	19 Depreciation (attach schedule) and depletion . . .				
	20 Occupancy				
	21 Travel, conferences, and meetings				
	22 Printing and publications				
	23 Other expenses (attach schedule)	3,452			
	24 Total operating and administrative expenses. Add lines 13 through 23	61,124	0		0
	25 Contributions, gifts, grants paid	230,454			230,454
	26 Total expenses and disbursements. Add lines 24 and 25	291,578	0		230,454
	27 Subtract line 26 from line 12				
	a Excess of revenue over expenses and disbursements	197,613			
	b Net investment income (if negative, enter -0-)		273,509		
	c Adjusted net income (if negative, enter -0-)				

Part II Balance Sheets		Attached schedules and amounts in the description column should be for end-of-year amounts only (See instructions)	Beginning of year	End of year	
			(a) Book Value	(b) Book Value	(c) Fair Market Value
Assets	1	Cash—non-interest-bearing			
	2	Savings and temporary cash investments	50,562	127,192	127,192
	3	Accounts receivable ▶ _____ Less allowance for doubtful accounts ▶ _____			
	4	Pledges receivable ▶ _____ Less allowance for doubtful accounts ▶ _____			
	5	Grants receivable			
	6	Receivables due from officers, directors, trustees, and other disqualified persons (attach schedule) (see page 15 of the instructions)			
	7	Other notes and loans receivable (attach schedule) ▶ 135,329 Less allowance for doubtful accounts ▶ _____	321,250	135,329	135,329
	8	Inventories for sale or use			
	9	Prepaid expenses and deferred charges	3,800	3,440	3,440
	10a	Investments—U S and state government obligations (attach schedule)			
	b	Investments—corporate stock (attach schedule)	3,730,578	3,665,544	4,573,852
	c	Investments—corporate bonds (attach schedule).	1,872,422	2,240,910	2,309,015
	11	Investments—land, buildings, and equipment basis ▶ 255,000 Less accumulated depreciation (attach schedule) ▶ _____	255,000	255,000	828,340
	12	Investments—mortgage loans			
	13	Investments—other (attach schedule)	2,714,020	2,717,830	4,070,865
	14	Land, buildings, and equipment basis ▶ _____ Less accumulated depreciation (attach schedule) ▶ _____			
	15	Other assets (describe ▶ _____)			
	16	Total assets (to be completed by all filers—see the instructions Also, see page 1, item I)	8,947,632	9,145,245	12,048,033

Liabilities	17	Accounts payable and accrued expenses			
	18	Grants payable			
	19	Deferred revenue			
	20	Loans from officers, directors, trustees, and other disqualified persons			
	21	Mortgages and other notes payable (attach schedule)			
	22	Other liabilities (describe ▶ _____)			
	23	Total liabilities (add lines 17 through 22)		0	

Net Assets or Fund Balances		Foundations that follow SFAS 117, check here ▶ <input type="checkbox"/> and complete lines 24 through 26 and lines 30 and 31.			
	24	Unrestricted			
	25	Temporarily restricted			
	26	Permanently restricted			
		Foundations that do not follow SFAS 117, check here ▶ <input checked="" type="checkbox"/> and complete lines 27 through 31.			
	27	Capital stock, trust principal, or current funds			
	28	Paid-in or capital surplus, or land, bldg , and equipment fund			
	29	Retained earnings, accumulated income, endowment, or other funds	8,947,632	9,145,245	
	30	Total net assets or fund balances (see page 17 of the instructions)	8,947,632	9,145,245	
	31	Total liabilities and net assets/fund balances (see page 17 of the instructions)	8,947,632	9,145,245	

Part III Analysis of Changes in Net Assets or Fund Balances

1	Total net assets or fund balances at beginning of year—Part II, column (a), line 30 (must agree with end-of-year figure reported on prior year’s return)	1	8,947,632
2	Enter amount from Part I, line 27a	2	197,613
3	Other increases not included in line 2 (itemize) ▶ _____	3	
4	Add lines 1, 2, and 3	4	9,145,245
5	Decreases not included in line 2 (itemize) ▶ _____	5	
6	Total net assets or fund balances at end of year (line 4 minus line 5)—Part II, column (b), line 30	6	9,145,245

Part IV

Capital Gains and Losses for Tax on Investment Income

(a) List and describe the kind(s) of property sold (e g , real estate, 2-story brick warehouse, or common stock, 200 shs MLC Co)		(b) How acquired P—Purchase D—Donation	(c) Date acquired (mo , day, yr)	(d) Date sold (mo , day, yr)
1a				
(e) Gross sales price	(f) Depreciation allowed (or allowable)	(g) Cost or other basis plus expense of sale	(h) Gain or (loss) (e) plus (f) minus (g)	
a				
b				
c				
d				
e				
Complete only for assets showing gain in column (h) and owned by the foundation on 12/31/69			(i) Gains (Col (h) gain minus col (k), but not less than -0-) or Losses (from col (h))	
(i) F M V as of 12/31/69	(j) Adjusted basis as of 12/31/69	(k) Excess of col (i) over col (j), if any		
a				
b				
c				
d				
e				
2	Capital gain net income or (net capital loss) { If gain, also enter in Part I, line 7 If (loss), enter -0- in Part I, line 7 }		2	
3	Net short-term capital gain or (loss) as defined in sections 1222(5) and (6) If gain, also enter in Part I, line 8, column (c) (see instructions) If (loss), enter -0- in Part I, line 8 }		3	

Part V

Qualification Under Section 4940(e) for Reduced Tax on Net Investment Income

(For optional use by domestic private foundations subject to the section 4940(a) tax on net investment income)

If section 4940(d)(2) applies, leave this part blank

Was the foundation liable for the section 4942 tax on the distributable amount of any year in the base period? ☐ Yes ☒ No
If "Yes," the foundation does not qualify under section 4940(e) Do not complete this part

1 Enter the appropriate amount in each column for each year, see page 18 of the instructions before making any entries

(a) Base period years Calendar year (or tax year beginning in)	(b) Adjusted qualifying distributions	(c) Net value of noncharitable-use assets	(d) Distribution ratio (col (b) divided by col (c))
2011	180,662	10,825,838	0 016688
2010	566,355	9,882,501	0 057309
2009	897,284	8,698,514	0 103154
2008	575,911	9,353,626	0 061571
2007	599,094	11,203,074	0 053476
2	Total of line 1, column (d).		2 0 292198
3	Average distribution ratio for the 5-year base period—divide the total on line 2 by 5, or by the number of years the foundation has been in existence if less than 5 years		3 0 058440
4	Enter the net value of noncharitable-use assets for 2012 from Part X, line 5.		4 11,475,762
5	Multiply line 4 by line 3.		5 670,644
6	Enter 1% of net investment income (1% of Part I, line 27b).		6 2,735
7	Add lines 5 and 6.		7 673,379
8	Enter qualifying distributions from Part XII, line 4.		8 230,454
If line 8 is equal to or greater than line 7, check the box in Part VI, line 1b, and complete that part using a 1% tax rate See the Part VI instructions			

Part VIExcise Tax Based on Investment Income (Section 4940(a), 4940(b), 4940(e), or 4948—see page 18 of the instructions)

1a		Exempt operating foundations described in section 4940(d)(2), check here <input type="checkbox"/> and enter "N/A" on line 1			
		Date of ruling or determination letter _____ (attach copy of letter if necessary—see instructions)			
b		Domestic foundations that meet the section 4940(e) requirements in Part V, check here <input type="checkbox"/> and enter 1% of Part I, line 27b		1	5,470
c		All other domestic foundations enter 2% of line 27b Exempt foreign organizations enter 4% of Part I, line 12, col (b)			
2		Tax under section 511 (domestic section 4947(a)(1) trusts and taxable foundations only Others enter -0-)		2	
3		Add lines 1 and 2.		3	5,470
4		Subtitle A (income) tax (domestic section 4947(a)(1) trusts and taxable foundations only Others enter -0-)		4	
5		Tax based on investment income. Subtract line 4 from line 3 If zero or less, enter -0-		5	5,470
6		Credits/Payments			
a		2012 estimated tax payments and 2011 overpayment credited to 2012	6a	3,440	
b		Exempt foreign organizations—tax withheld at source	6b		
c		Tax paid with application for extension of time to file (Form 8868)	6c	1,000	
d		Backup withholding erroneously withheld	6d		
7		Total credits and payments Add lines 6a through 6d.		7	4,440
8		Enter any penalty for underpayment of estimated tax Check here <input type="checkbox"/> if Form 2220 is attached		8	
9		Tax due. If the total of lines 5 and 8 is more than line 7, enter amount owed		9	1,030
10		Overpayment. If line 7 is more than the total of lines 5 and 8, enter the amount overpaid.		10	
11		Enter the amount of line 10 to be Credited to 2013 estimated tax <input type="checkbox"/>	Refunded <input type="checkbox"/>	11	

Part VII-AStatements Regarding Activities

1a	During the tax year, did the foundation attempt to influence any national, state, or local legislation or did it participate or intervene in any political campaign?		Yes	No
		1a		No
b	Did it spend more than \$100 during the year (either directly or indirectly) for political purposes (see page 19 of the instructions for definition)?			No
	If the answer is "Yes" to 1a or 1b, attach a detailed description of the activities and copies of any materials published or distributed by the foundation in connection with the activities.			
c	Did the foundation file Form 1120-POL for this year?.	1c		No
d	Enter the amount (if any) of tax on political expenditures (section 4955) imposed during the year (1) On the foundation <input type="checkbox"/> \$ _____ (2) On foundation managers <input type="checkbox"/> \$ _____			
e	Enter the reimbursement (if any) paid by the foundation during the year for political expenditure tax imposed on foundation managers <input type="checkbox"/> \$ _____			
2	Has the foundation engaged in any activities that have not previously been reported to the IRS?	2		No
	If "Yes," attach a detailed description of the activities.			
3	Has the foundation made any changes, not previously reported to the IRS, in its governing instrument, articles of incorporation, or bylaws, or other similar instruments? If "Yes," attach a conformed copy of the changes	3		No
4a	Did the foundation have unrelated business gross income of \$1,000 or more during the year?.	4a		No
b	If "Yes," has it filed a tax return on Form 990-T for this year?.	4b		
5	Was there a liquidation, termination, dissolution, or substantial contraction during the year?	5		No
	If "Yes," attach the statement required by General Instruction T.			
6	Are the requirements of section 508(e) (relating to sections 4941 through 4945) satisfied either			
	• By language in the governing instrument, or			
	• By state legislation that effectively amends the governing instrument so that no mandatory directions that conflict with the state law remain in the governing instrument?	6	Yes	
7	Did the foundation have at least \$5,000 in assets at any time during the year? If "Yes," complete Part II, col (c), and Part XV	7	Yes	
8a	Enter the states to which the foundation reports or with which it is registered (see instructions) <input type="checkbox"/> _____			
b	If the answer is "Yes" to line 7, has the foundation furnished a copy of Form 990-PF to the Attorney General (or designate) of each state as required by General Instruction G? If "No," attach explanation .	8b	Yes	
9	Is the foundation claiming status as a private operating foundation within the meaning of section 4942(j)(3) or 4942(j)(5) for calendar year 2012 or the taxable year beginning in 2012 (see instructions for Part XIV)? If "Yes," complete Part XIV	9		No
10	Did any persons become substantial contributors during the tax year? If "Yes," attach a schedule listing their names and addresses	10		No

Part VII-A

Statements Regarding Activities (continued)

11	At any time during the year, did the foundation, directly or indirectly, own a controlled entity within the meaning of section 512(b)(13)? If "Yes," attach schedule (see instructions).	11		No
12	Did the foundation make a distribution to a donor advised fund over which the foundation or a disqualified person had advisory privileges? If "Yes," attach statement (see instructions)	12		No
13	Did the foundation comply with the public inspection requirements for its annual returns and exemption application?	13	Yes	
Website address ▶N/A				
14	The books are in care of ▶BANK OF BLUE VALLEY Telephone no ▶(913) 234-3000 Located at ▶PO BOX 26128 OVERLAND PARK KS ZIP +4 ▶66225			
15	Section 4947(a)(1) nonexempt charitable trusts filing Form 990-PF in lieu of Form 1041 —Check here ▶ <input type="checkbox"/> and enter the amount of tax-exempt interest received or accrued during the year ▶	15		
16	At any time during calendar year 2012, did the foundation have an interest in or a signature or other authority over a bank, securities, or other financial account in a foreign country?	16		No
See instructions for exceptions and filing requirements for Form TD F 90-22.1 If "Yes", enter the name of the foreign country ▶				

Part VII-B

Statements Regarding Activities for Which Form 4720 May Be Required

File Form 4720 if any item is checked in the "Yes" column, unless an exception applies.			Yes	No
1a	During the year did the foundation (either directly or indirectly) (1) Engage in the sale or exchange, or leasing of property with a disqualified person? <input type="checkbox"/> Yes <input checked="" type="checkbox"/> No (2) Borrow money from, lend money to, or otherwise extend credit to (or accept it from) a disqualified person?. <input type="checkbox"/> Yes <input checked="" type="checkbox"/> No (3) Furnish goods, services, or facilities to (or accept them from) a disqualified person? <input type="checkbox"/> Yes <input checked="" type="checkbox"/> No (4) Pay compensation to, or pay or reimburse the expenses of, a disqualified person? <input type="checkbox"/> Yes <input checked="" type="checkbox"/> No (5) Transfer any income or assets to a disqualified person (or make any of either available for the benefit or use of a disqualified person)?. <input type="checkbox"/> Yes <input checked="" type="checkbox"/> No (6) Agree to pay money or property to a government official? (Exception. Check "No" if the foundation agreed to make a grant to or to employ the official for a period after termination of government service, if terminating within 90 days). <input type="checkbox"/> Yes <input checked="" type="checkbox"/> No			
b	If any answer is "Yes" to 1a(1)–(6), did any of the acts fail to qualify under the exceptions described in Regulations section 53.4941(d)-3 or in a current notice regarding disaster assistance (see page 20 of the instructions)?. . . Organizations relying on a current notice regarding disaster assistance check here. ▶ <input type="checkbox"/>	1b		
c	Did the foundation engage in a prior year in any of the acts described in 1a, other than excepted acts, that were not corrected before the first day of the tax year beginning in 2012?.	1c		
2	Taxes on failure to distribute income (section 4942) (does not apply for years the foundation was a private operating foundation defined in section 4942(j)(3) or 4942(j)(5))			
a	At the end of tax year 2012, did the foundation have any undistributed income (lines 6d and 6e, Part XIII) for tax year(s) beginning before 2012?. <input checked="" type="checkbox"/> Yes <input type="checkbox"/> No If "Yes," list the years ▶ 2011 , 20____ , 20____ , 20____			
b	Are there any years listed in 2a for which the foundation is not applying the provisions of section 4942(a)(2) (relating to incorrect valuation of assets) to the year's undistributed income? (If applying section 4942(a)(2) to all years listed, answer "No" and attach statement—see instructions).	2b		No
c	If the provisions of section 4942(a)(2) are being applied to any of the years listed in 2a, list the years here ▶ 20____ , 20____ , 20____ , 20____			
3a	Did the foundation hold more than a 2% direct or indirect interest in any business enterprise at any time during the year?. <input type="checkbox"/> Yes <input checked="" type="checkbox"/> No			
b	If "Yes," did it have excess business holdings in 2012 as a result of (1) any purchase by the foundation or disqualified persons after May 26, 1969, (2) the lapse of the 5-year period (or longer period approved by the Commissioner under section 4943(c)(7)) to dispose of holdings acquired by gift or bequest, or (3) the lapse of the 10-, 15-, or 20-year first phase holding period? (<i>Use Schedule C, Form 4720, to determine if the foundation had excess business holdings in 2012.</i>).	3b		
4a	Did the foundation invest during the year any amount in a manner that would jeopardize its charitable purposes?	4a		No
b	Did the foundation make any investment in a prior year (but after December 31, 1969) that could jeopardize its charitable purpose that had not been removed from jeopardy before the first day of the tax year beginning in 2012?	4b		No

Part VII-B

Statements Regarding Activities for Which Form 4720 May Be Required (continued)

5a	During the year did the foundation pay or incur any amount to			
	(1) Carry on propaganda, or otherwise attempt to influence legislation (section 4945(e))?	<input type="checkbox"/> Yes <input checked="" type="checkbox"/> No		
	(2) Influence the outcome of any specific public election (see section 4955), or to carry on, directly or indirectly, any voter registration drive?	<input type="checkbox"/> Yes <input checked="" type="checkbox"/> No		
	(3) Provide a grant to an individual for travel, study, or other similar purposes?	<input type="checkbox"/> Yes <input checked="" type="checkbox"/> No		
	(4) Provide a grant to an organization other than a charitable, etc , organization described in section 509(a)(1), (2), or (3), or section 4940(d)(2)? (see instructions).	<input type="checkbox"/> Yes <input checked="" type="checkbox"/> No		
	(5) Provide for any purpose other than religious, charitable, scientific, literary, or educational purposes, or for the prevention of cruelty to children or animals?	<input type="checkbox"/> Yes <input checked="" type="checkbox"/> No		
b	If any answer is "Yes" to 5a(1)–(5), did any of the transactions fail to qualify under the exceptions described in Regulations section 53.4945 or in a current notice regarding disaster assistance (see instructions)?	5b		
	Organizations relying on a current notice regarding disaster assistance check here.	<input checked="" type="checkbox"/>		
c	If the answer is "Yes" to question 5a(4), does the foundation claim exemption from the tax because it maintained expenditure responsibility for the grant?	<input type="checkbox"/> Yes <input type="checkbox"/> No		
	If "Yes," attach the statement required by Regulations section 53.4945–5(d).			
6a	Did the foundation, during the year, receive any funds, directly or indirectly, to pay premiums on a personal benefit contract?	<input type="checkbox"/> Yes <input checked="" type="checkbox"/> No		
b	Did the foundation, during the year, pay premiums, directly or indirectly, on a personal benefit contract?	6b		No
	If "Yes" to 6b, file Form 8870.			
7a	At any time during the tax year, was the foundation a party to a prohibited tax shelter transaction?	<input type="checkbox"/> Yes <input checked="" type="checkbox"/> No		
b	If yes, did the foundation receive any proceeds or have any net income attributable to the transaction?	7b		

Part VIII

Information About Officers, Directors, Trustees, Foundation Managers, Highly Paid Employees, and Contractors

1 List all officers, directors, trustees, foundation managers and their compensation (see instructions).				
(a) Name and address	(b) Title, and average hours per week devoted to position	(c) Compensation (If not paid, enter -0-)	(d) Contributions to employee benefit plans and deferred compensation	(e) Expense account, other allowances
CATHERINE M REGNIER 5801 WINDSOR DR MISSION,KS 66205	TRUSTEE 0 00	0	0	0
ROBERT B REGNIER 3400 W 119TH ST LEAWOOD,KS 66209	TRUSTEE 0 00	0	0	0
VICTOR A REGNIER 10610 LINHART DR LOS ANGELES,CA 90001	TRUSTEE 0 00	0	0	0
2 Compensation of five highest-paid employees (other than those included on line 1—see instructions). If none, enter "NONE."				
(a) Name and address of each employee paid more than \$50,000	(b) Title, and average hours per week devoted to position	(c) Compensation	(d) Contributions to employee benefit plans and deferred compensation	(e) Expense account, other allowances
NONE				
Total number of other employees paid over \$50,000.				

Part VIII

(a) Name and address of each person paid more than \$50,000	(b) Type of service	(c) Compensation
NONE		

Part IX-A Summary of Direct Charitable Activities

List the foundation's four largest direct charitable activities during the tax year. Include relevant statistical information such as the number of organizations and other beneficiaries served, conferences convened, research papers produced, etc.		Expenses
1		
2		
3		
4		

Describe the two largest program-related investments made by the foundation during the tax year on lines 1 and 2	Amount
1 N/A	
2	
All other program-related investments See page 24 of the instructions	
3	

Form **990-PF** (2012)

Part X

Minimum Investment Return (All domestic foundations must complete this part. Foreign foundations, see instructions.)

1	Fair market value of assets not used (or held for use) directly in carrying out charitable, etc , purposes		
a	Average monthly fair market value of securities.	1a	11,329,733
b	Average of monthly cash balances.	1b	88,877
c	Fair market value of all other assets (see instructions).	1c	231,910
d	Total (add lines 1a, b, and c).	1d	11,650,520
e	Reduction claimed for blockage or other factors reported on lines 1a and 1c (attach detailed explanation).	1e	
2	Acquisition indebtedness applicable to line 1 assets.	2	
3	Subtract line 2 from line 1d.	3	11,650,520
4	Cash deemed held for charitable activities Enter 1 1/2% of line 3 (for greater amount, see instructions).	4	174,758
5	Net value of noncharitable-use assets. Subtract line 4 from line 3 Enter here and on Part V, line 4	5	11,475,762
6	Minimum investment return. Enter 5% of line 5.	6	573,788

Part XI

Distributable Amount (see instructions) (Section 4942(j)(3) and (j)(5) private operating foundations and certain foreign organizations check here ☐ and do not complete this part.)

1	Minimum investment return from Part X, line 6.	1	573,788
2a	Tax on investment income for 2012 from Part VI, line 5.	2a	5,470
b	Income tax for 2012 (This does not include the tax from Part VI).	2b	
c	Add lines 2a and 2b.	2c	5,470
3	Distributable amount before adjustments Subtract line 2c from line 1.	3	568,318
4	Recoveries of amounts treated as qualifying distributions.	4	
5	Add lines 3 and 4.	5	568,318
6	Deduction from distributable amount (see instructions).	6	
7	Distributable amount as adjusted Subtract line 6 from line 5 Enter here and on Part XIII, line 1.	7	568,318

Part XII

Qualifying Distributions (see instructions)

1	Amounts paid (including administrative expenses) to accomplish charitable, etc , purposes		
a	Expenses, contributions, gifts, etc —total from Part I, column (d), line 26.	1a	230,454
b	Program-related investments—total from Part IX-B.	1b	
2	Amounts paid to acquire assets used (or held for use) directly in carrying out charitable, etc , purposes.	2	
3	Amounts set aside for specific charitable projects that satisfy the		
a	Suitability test (prior IRS approval required).	3a	
b	Cash distribution test (attach the required schedule).	3b	
4	Qualifying distributions. Add lines 1a through 3b Enter here and on Part V, line 8, and Part XIII, line 4	4	230,454
5	Foundations that qualify under section 4940(e) for the reduced rate of tax on net investment income Enter 1% of Part I, line 27b (see instructions).	5	
6	Adjusted qualifying distributions. Subtract line 5 from line 4.	6	230,454
Note: The amount on line 6 will be used in Part V, column (b), in subsequent years when calculating whether the foundation qualifies for the section 4940(e) reduction of tax in those years			

Part XIII

Undistributed Income (see instructions)

	(a) Corpus	(b) Years prior to 2011	(c) 2011	(d) 2012
1 Distributable amount for 2012 from Part XI, line 7				568,318
2 Undistributed income, if any, as of the end of 2012				
a Enter amount for 2011 only.			229,732	
b Total for prior years 20____, 20____, 20____				
3 Excess distributions carryover, if any, to 2012				
a From 2007.				
b From 2008.				
c From 2009.				
d From 2010.				
e From 2011.				
f Total of lines 3a through e.				
4 Qualifying distributions for 2012 from Part XII, line 4 ▶ \$ 230,454				
a Applied to 2011, but not more than line 2a			229,732	
b Applied to undistributed income of prior years (Election required—see instructions).				
c Treated as distributions out of corpus (Election required—see instructions).				
d Applied to 2012 distributable amount.				722
e Remaining amount distributed out of corpus				
5 Excess distributions carryover applied to 2012 (If an amount appears in column (d), the same amount must be shown in column (a).)				
6 Enter the net total of each column as indicated below:				
a Corpus Add lines 3f, 4c, and 4e Subtract line 5				
b Prior years' undistributed income Subtract line 4b from line 2b.				
c Enter the amount of prior years' undistributed income for which a notice of deficiency has been issued, or on which the section 4942(a) tax has been previously assessed.				
d Subtract line 6c from line 6b Taxable amount—see instructions				
e Undistributed income for 2011 Subtract line 4a from line 2a Taxable amount—see instructions				
f Undistributed income for 2012 Subtract lines 4d and 5 from line 1 This amount must be distributed in 2013.				567,596
7 Amounts treated as distributions out of corpus to satisfy requirements imposed by section 170(b)(1)(F) or 4942(g)(3) (see instructions).				
8 Excess distributions carryover from 2007 not applied on line 5 or line 7 (see instructions). . .				
9 Excess distributions carryover to 2013. Subtract lines 7 and 8 from line 6a.				
10 Analysis of line 9				
a Excess from 2008. . . .				
b Excess from 2009. . . .				
c Excess from 2010. . . .				
d Excess from 2011. . . .				
e Excess from 2012. . . .				

Part XIVPrivate Operating Foundations (see instructions and Part VII-A, question 9)

1a

If the foundation has received a ruling or determination letter that it is a private operating foundation, and the ruling is effective for 2012, enter the date of the ruling.

b

Check box to indicate whether the organization is a private operating foundation described in section 4942(j)(3) or 4942(j)(5)

☐ 4942(j)(3) or ☐ 4942(j)(5)

2a	Enter the lesser of the adjusted net income from Part I or the minimum investment return from Part X for each year listed.	Tax year	Prior 3 years			(e) Total
		(a) 2012	(b) 2011	(c) 2010	(d) 2009	
b	85% of line 2a					
c	Qualifying distributions from Part XII, line 4 for each year listed.					
d	Amounts included in line 2c not used directly for active conduct of exempt activities.					
e	Qualifying distributions made directly for active conduct of exempt activities. Subtract line 2d from line 2c.					
3	Complete 3a, b, or c for the alternative test relied upon					
a	"Assets" alternative test—enter					
	(1) Value of all assets					
	(2) Value of assets qualifying under section 4942(j)(3)(B)(i)					
b	"Endowment" alternative test— enter 2/3 of minimum investment return shown in Part X, line 6 for each year listed.					
c	"Support" alternative test—enter					
	(1) Total support other than gross investment income (interest, dividends, rents, payments on securities loans (section 512(a)(5)), or royalties).					
	(2) Support from general public and 5 or more exempt organizations as provided in section 4942(j)(3)(B)(iii).					
	(3) Largest amount of support from an exempt organization					
	(4) Gross investment income					

Part XVSupplementary Information (Complete this part only if the organization had \$5,000 or more in assets at any time during the year—see instructions.)

1

Information Regarding Foundation Managers:

a

List any managers of the foundation who have contributed more than 2% of the total contributions received by the foundation before the close of any tax year (but only if they have contributed more than \$5,000) (See section 507(d)(2))

b

List any managers of the foundation who own 10% or more of the stock of a corporation (or an equally large portion of the ownership of a partnership or other entity) of which the foundation has a 10% or greater interest

2

Information Regarding Contribution, Grant, Gift, Loan, Scholarship, etc., Programs:

Check here ☒ if the foundation only makes contributions to preselected charitable organizations and does not accept unsolicited requests for funds. If the foundation makes gifts, grants, etc. (see instructions) to individuals or organizations under other conditions, complete items 2a, b, c, and d.

a

The name, address, and telephone number of the person to whom applications should be addressed

b

The form in which applications should be submitted and information and materials they should include

c

Any submission deadlines

d

Any restrictions or limitations on awards, such as by geographical areas, charitable fields, kinds of institutions, or other factors

Form 990-PF (2012)

Part XV

Supplementary Information (continued)

3 Grants and Contributions Paid During the Year or Approved for Future Payment

Recipient	If recipient is an individual, show any relationship to any foundation manager or substantial contributor	Foundation status of recipient	Purpose of grant or contribution	Amount
Name and address (home or business)				
a Paid during the year See Additional Data Table				
Total			3a	230,454
b Approved for future payment				
Total			3b	

Enter gross amounts unless otherwise indicated		Unrelated business income		Excluded by section 512, 513, or 514		(e) Related or exempt function income (See instructions)
		(a) Business code	(b) Amount	(c) Exclusion code	(d) Amount	
1	Program service revenue					
a	_____					
b	_____					
c	_____					
d	_____					
e	_____					
f	_____					
g	Fees and contracts from government agencies					
2	Membership dues and assessments.					
3	Interest on savings and temporary cash investments					241
4	Dividends and interest from securities.					198,158
5	Net rental income or (loss) from real estate					
a	Debt-financed property.					
b	Not debt-financed property.					
6	Net rental income or (loss) from personal property					
7	Other investment income.					75,110
8	Gain or (loss) from sales of assets other than inventory					215,682
9	Net income or (loss) from special events					
10	Gross profit or (loss) from sales of inventory. .					
11	Other revenue a _____					
b	_____					
c	_____					
d	_____					
e	_____					
12	Subtotal Add columns (b), (d), and (e). .					489,191
13	Total. Add line 12, columns (b), (d), and (e).					489,191

(See worksheet in line 13 instructions to verify calculations)

[illegible]

1 Did the organization directly or indirectly engage in any of the following with any other organization described in section 501(c) of the Code (other than section 501(c)(3) organizations) or in section 527, relating to political organizations?		Yes	No
a Transfers from the reporting foundation to a noncharitable exempt organization of			
(1) Cash.	1a(1)		No
(2) Other assets.	1a(2)		No
b Other transactions			
(1) Sales of assets to a noncharitable exempt organization.	1b(1)		No
(2) Purchases of assets from a noncharitable exempt organization.	1b(2)		No
(3) Rental of facilities, equipment, or other assets.	1b(3)		No
(4) Reimbursement arrangements.	1b(4)		No
(5) Loans or loan guarantees.	1b(5)		No
(6) Performance of services or membership or fundraising solicitations.	1b(6)		No
c Sharing of facilities, equipment, mailing lists, other assets, or paid employees.	1c		No
d If the answer to any of the above is "Yes," complete the following schedule. Column (b) should always show the fair market value of the goods, other assets, or services given by the reporting foundation. If the foundation received less than fair market value in any transaction or sharing arrangement, show in column (d) the value of the goods, other assets, or services received.			

[illegible]

2a Is the foundation directly or indirectly affiliated with, or related to, one or more tax-exempt organizations described in section 501(c) of the Code (other than section 501(c)(3)) or in section 527? ☐ Yes ☒ No

b If "Yes," complete the following schedule

(a) Name of organization	(b) Type of organization	(c) Description of relationship

**Sign
Here**

Under penalties of perjury, I declare that I have examined this return, including accompanying schedules and statements, and to the best of my knowledge and belief, it is true, correct, and complete. Declaration of preparer (other than taxpayer or fiduciary) is based on all information of which preparer has any knowledge.

* * * * *

2013-08-15

* * * * *

Signature of officer or trustee

Date

Title

May the IRS discuss this return with the preparer shown below (see instr)? ☐ Yes ☒ No

**Paid
Preparer
Use Only**

Print/Type preparer's name	Preparer's Signature	Date	Check if self-employed <input checked="checked" type="checkbox"/>	PTIN
JANET L FANSKA CPA	JANET L FANSKA CPA	2013-09-19		
Firm's name <input type="checkbox"/>	WALTERS MCCANN FANSKA LLC		Firm's EIN <input type="checkbox"/>	
	5201 JOHNSON DRIVE SUITE 301			
Firm's address <input type="checkbox"/>	MISSION, KS 66205		Phone no (913) 262-2323	

Form 990PF Part XV Line 3 - Grants and Contributions Paid During the Year or Approved for Future Payment

Recipient	If recipient is an individual, show any relationship to any foundation manager or substantial contributor	Foundation status of recipient	Purpose of grant or contribution	Amount
Name and address (home or business)				
a <i>Paid during the year</i>				
ALPHAPOINTE 7501 PROSPECT KANSAS CITY,MO 64132			CHARITABLE	2,500
ARTS & REC FOUNDATION OF OP 8500 SANTA FE OVERLAND PARK,KS 66212			CHARITABLE	40,500
BACK IN THE SWING 6709 W 119TH 444 OVERLAND PARK,KS 66209			CHARITABLE	1,000
CATHOLIC CHARITIES 20 W9TH KANSAS CITY,MO 64105			CHARITABLE	1,500
FRIENDS OF THE ZOO 6800 ZOO DR KANSAS CITY,MO 64132			CHARITABLE	56,454
GREAT MIDWEST BALLOON FESTIVAL GREAT MALL OF THE GREAT P 20700 W 151ST ST OLATHE,KS 66061			CHARITABLE	5,000
HEART OF AMERICA CHORUS 3116 MILLER AVE ST JOSEPH,MO 64506			CHARITABLE	5,000
JEWISH FEDERATION OF GREATER KC 5801 W 115TH ST OVERLAND PARK,KS 66211			CHARITABLE	5,000
JOHNSON COUNTY LIBRARY FOUNDATION PO BOX 2933 SHAWNEE MISSION,KS 66201			CHARITABLE	250
KIDS TLC 480 ROGERS RD OLATHE,KS 66062			CHARITABLE	1,000
KU EDWARDS SOCIETY 12600 QUIVIRA RD OVERLAND PARK,KS 66213			CHARITABLE	5,000
KU ENDOWMENT PO BOX 928 LAWRENCE,KS 66044			CHARITABLE	5,000
NONPROFIT CONNECT 125 E 31ST STE 100 KANSAS CITY,MO 64108			CHARITABLE	5,000
PRAIRIE VILLAGE MUNICIPAL FOUNDATIO 7700 MISSION RD PRAIRIE VILLAGE,KS 66208			CHARITABLE	2,000
RONALD MCDONALD HOUSE 2502 CHERRY ST KANSAS CITY,MO 64108			CHARITABLE	5,000

Form 990PF Part XV Line 3 - Grants and Contributions Paid During the Year or Approved for Future Payment

Recipient	If recipient is an individual, show any relationship to any foundation manager or substantial contributor	Foundation status of recipient	Purpose of grant or contribution	Amount
Name and address (home or business)				
a <i>Paid during the year</i>				
SHAWNEE MISSION EDUCATIONAL FDN 7235 ANTIOCH RD SHAWNEE MISSION,KS 66204			CHARITABLE	250
UMKC 5100 ROCKHILL RD KANSAS CITY,MO 64110			CHARITABLE	15,000
WONDERSCOPE 5700 KING SHAWNEE,KS 66203			CHARITABLE	75,000
Total ▶ 3a				230,454

TY 2012 Accounting Fees Schedule

Name: V & H CHARITABLE FOUNDATION

EIN: 43-6378149

Category	Amount	Net Investment Income	Adjusted Net Income	Disbursements for Charitable Purposes
HERFORDT SHELTON MERTENS & COUCH	2,175			

TY 2012 Compensation Explanation**Name:** V & H CHARITABLE FOUNDATION**EIN:** 43-6378149

Person Name	Explanation
CATHERINE M REGNIER	
ROBERT B REGNIER	
VICTOR A REGNIER	

Note: To capture the full content of this document, please select landscape mode (11" x 8.5") when printing.

TY 2012 Gain/Loss from Sale of Other Assets Schedule

Name: V & H CHARITABLE FOUNDATION

EIN: 43-6378149

Name	Date Acquired	How Acquired	Date Sold	Purchaser Name	Gross Sales Price	Basis	Basis Method	Sales Expenses	Total (net)	Accumulated Depreciation
SEE ATTACHED ACCOUNT 0036	2012-06	PURCHASE	2012-12		562,809	578,936			-16,127	
SEE ATTACHED ACCOUNT 0036	2011-01	PURCHASE	2012-12		931,282	767,602			163,680	
SEE ATTACHED ACCOUNT 0048	2012-06	PURCHASE	2012-12		221,023	248,798			-27,775	
SEE ATTACHED ACCOUNT 0048	2011-01	PURCHASE	2012-12		900,810	804,931			95,879	
RETURN OF CAPITAL BANK OF AMERICA	2012-06	PURCHASE	2012-12		25				25	

**TY 2012 Investments Corporate
Bonds Schedule****Name:** V & H CHARITABLE FOUNDATION**EIN:** 43-6378149

Name of Bond	End of Year Book Value	End of Year Fair Market Value
FIXED INCOME - SEE ATTACHED 0036	1,153,698	1,198,348
FIXED INCOME - SEE ATTACHED 0048	1,087,212	1,110,667

**TY 2012 Investments Corporate
Stock Schedule****Name:** V & H CHARITABLE FOUNDATION**EIN:** 43-6378149

Name of Stock	End of Year Book Value	End of Year Fair Market Value
EQUITIES - SEE ATTACHED 0036	2,004,196	2,590,986
EQUITIES - SEE ATTACHED 0048	1,661,348	1,982,866

TY 2012 Investments - Land Schedule

Name: V & H CHARITABLE FOUNDATION

EIN: 43-6378149

Category/ Item	Cost/Other Basis	Accumulated Depreciation	Book Value	End of Year Fair Market Value
LAND	255,000		255,000	828,340

TY 2012 Investments - Other Schedule**Name:** V & H CHARITABLE FOUNDATION**EIN:** 43-6378149

Category/ Item	Listed at Cost or FMV	Book Value	End of Year Fair Market Value
OFFSHORE INV - SEE ATTACHED 0068	AT COST	2,000,000	3,345,219
SHORT TERM INV - SEE ATTACHED 0048	AT COST	628,057	628,057
SHORT TERM INV - SEE ATTACHED 0036	AT COST	20,312	20,312
ALTERNATIVE INV - SEE ATTACHED 0036	AT COST	69,419	77,235
SHORT TERM INV - SEE ATTACHED 0068	AT COST	42	42

TY 2012 Other Expenses Schedule**Name:** V & H CHARITABLE FOUNDATION**EIN:** 43-6378149

Description	Revenue and Expenses per Books	Net Investment Income	Adjusted Net Income	Disbursements for Charitable Purposes
EXPENSES				
REPAIRS & MAINTENANCE	3,452			

TY 2012 Other Income Schedule

Name: V & H CHARITABLE FOUNDATION

EIN: 43-6378149

Description	Revenue And Expenses Per Books	Net Investment Income	Adjusted Net Income
WONDERSCOPE RENT FORGIVENESS	75,000	75,000	
CLASS ACTION SETTLEMENT	110	110	

Note: To capture the full content of this document, please select landscape mode (11" x 8.5") when printing.

TY 2012 Other Notes/Loans

Receivable Long Schedule

Name: V & H CHARITABLE FOUNDATION

EIN: 43-6378149

Borrower's Name	Relationship to Insider	Original Amount of Loan	Balance Due	Date of Note	Maturity Date	Repayment Terms	Interest Rate	Security Provided by Borrower	Purpose of Loan	Description of Lender Consideration	Consideration FMV
FRIENDS OF THE ZOO	NONE	675,000	135,329	2006-10	2016-10	SEMI-ANNUAL PYMTS, 50% REV	6 00 %	NONE	TO BUILD CAROUSEL AT KANSAS CITY ZO	NONE	135,329

TY 2012 Other Professional Fees Schedule**Name:** V & H CHARITABLE FOUNDATION**EIN:** 43-6378149

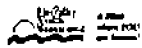
Category	Amount	Net Investment Income	Adjusted Net Income	Disbursements for Charitable Purposes
BANK OF BLUE VALLEY	29,874			
ATWOOD & PALMER	17,798			

TY 2012 Taxes Schedule

Name: V & H CHARITABLE FOUNDATION

EIN: 43-6378149

Category	Amount	Net Investment Income	Adjusted Net Income	Disbursements for Charitable Purposes
REAL ESTATE TAXES	4,405			
2011 FORM 990PF EXCISE TAX	3,418			



TRUST SOURCING SOLUTIONS
Realized Gain/Loss Report

Run on 07/16/2013 08:58:41 AM

Start Date: 04/01/2012

End Date: 03/31/2013

Account: 11191000036

Administrator: PATRICIA MCMAHAN 913-234-3020

**V & H CHARITABLE FOUNDATION BANK OF BLUE VALLEY, INVESTMENT
 MANAGER (FCI MANAGED)**

Description	Sold	Acquired	Proceeds	Cost	Gain/Loss Covered
** SHORT TERM CAPITAL GAIN (LOSS)					
450 SHARES OF ISHARES MSCI BRAZIL CAPPED INDEX FUND	04/12/2012	08/08/2011	28,500 65	26,593 47	1,907 18 Non Covered
650 SHARES OF FORD MOTOR CO	04/24/2012	05/16/2011	7,430 31	9,901 78	2,471 47- Covered
250 SHARES OF JOHNSON CONTROLS INC	04/24/2012	11/01/2011	7,807 32	7,886 87	79 55- Covered
110 SHARES OF KIMBERLY-CLARK CORP	04/24/2012	08/05/2011	8,501 16	7,041 03	1,460 13 Covered
100 SHARES OF HESS CORP	04/24/2012	01/25/2012	5,440.81	5,899 40	458.59- Covered
120 SHARES OF AMERIPRISE FINANCIAL INC	04/24/2012	08/31/2011	6,283 06	5,516 08	766 98 Covered
50 SHARES OF BLACKROCK INC CL A	04/24/2012	11/02/2011	9,479 79	7,711 21	1,768 58 Covered
20 SHARES OF CME GROUP INC	04/24/2012	06/02/2011	5,456 48	5,573 44	116 96- Covered
225 SHARES OF METLIFE INC	04/24/2012	09/14/2011	8,066 30	6,924 40	1,141 90 Covered
100 SHARES OF BECTON DICKINSON & CO	04/24/2012	05/13/2011	7,569 83	8,787 93	1,218 10- Covered
50 SHARES OF CATERPILLAR INC	04/24/2012	11/09/2011	5,412 38	4,649 24	763 14 Covered
80 SHARES OF DEERE & CO INC	04/24/2012	05/11/2011	6,461 46	7,385 65	924.19- Covered
75 SHARES OF FEDEX CORP	04/24/2012	09/29/2011	6,648 60	5,166 32	1,482 28 Covered
100 SHARES OF ACCENTURE PLC	04/24/2012	05/26/2011	6,321 86	5,704 65	617 21 Covered
75 SHARES OF CHECK POINT SOFTWARE TECHNOLOGIES	04/24/2012	08/18/2011	4,394.15	3,958 24	435 91 Covered
200 SHARES OF ISHARES PHLX SOX SEMICONDUCTOR SECTOR INDEX FUND	04/24/2012	09/28/2011	10,805 76	9,738 40	1,067 36 Non Covered
300 SHARES OF ORACLE CORP	04/24/2012	01/10/2012	8,616 80	8,220 42	396 38 Covered
150 SHARES OF SANDISK CORP	04/24/2012	05/03/2011	5,457 63	7,163 88	1,706 25- Covered
800 SHARES OF ALCOA INC	04/24/2012	09/26/2011	7,671 83	8,234.72	562 89- Covered
110 SHARES OF CLIFFS NATURAL RESOURCES INC	04/24/2012	01/77/2012	7,217 94	7,925 80	707 86- Covered
125 SHARES OF POTASH CORP SASK INC	04/24/2012	02/16/2012	5,335 51	5,752 73	417 22- Covered
575 SHARES OF POTASH CORP SASK INC	05/07/2012	02/16/2012	24,098 51	26,462 53	2,364 02- Covered
650 000000 SHARES OF ALCOA INC	05/07/2012	09/26/2011	6,044 86	6,690 71	645 85- Covered
1700 SHARES OF ALLCRIPTS HEALTHCARE SOLUTIONS SOLUTIONS	05/11/2012	07/22/2011	18,869 92	32,157 88	13,287 96- Covered
355 SHARES OF FEDEX CORP	06/04/2012	09/29/2011	30,232 97	24,453 93	5,779 04 Covered

** TOTAL SHORT TERM CAPITAL GAIN (LOSS)

562,808 96	578,936 35	16,127 39-
------------	------------	------------

15 000000 SHARES OF INTUITIVE SURGICAL INC	04/16/2012	06/16/2006	8,070 90	1,581 31	6,489 59
60 SHARES OF LOWES COS INC	04/24/2012	04/27/2010	1,887 26	1,635 27	251 99
140 SHARES OF LOWES COS INC	04/24/2012	05/28/2010	4,403 60	3,517 90	885 70
80 SHARES OF MCDONALDS CORP	04/24/2012	07/06/2010	7,608 63	5,271 20	2,337 43
50 SHARES OF VF CORP	04/24/2012	11/11/2010	7,470 33	4,042 63	3,427 70
60 SHARES OF APACHE CORP	04/24/2012	12/15/2005	5,449 68	4,270 00	1,179 68
80 SHARES OF EXXON MOBIL CORP	04/24/2012	08/21/2001	6,865 45	3,256 00	3,609 45
40 SHARES OF NATIONAL OIL WELL VARCO INC	04/24/2012	11/13/2007	3,110 93	2,574 35	536 58
60 SHARES OF NATIONAL OIL WELL VARCO INC	04/24/2012	11/03/2008	4,666 40	1,817 98	2,848 42
200 SHARES OF SPECTRA ENERGY CORP	04/24/2012	05/11/2009	5,970 87	3,160 46	2,810 41
5 SHARES OF AMERIPRISE FINANCIAL INC	04/24/2012	05/14/2010	261 79	216 05	45 74
125 SHARES OF	04/24/2012	10/27/2010	5,384 88	4,690 26	694 62

JPMORGAN CHASE & CO					
60 SHARES OF	04/24/2012	04/13/2010	3,901 41	3,828 00	73.41
PNC FINANCIAL SERVICES GROUP INC					
50 SHARES OF	04/24/2012	04/26/2010	3,251 18	3,392 85	141 67-
PNC FINANCIAL SERVICES GROUP INC					
200 SHARES OF	04/24/2012	02/17/2009	14,653 67	4,027 76	10,625 91
CERNER CORP					
150 SHARES OF	04/24/2012	06/26/2008	8,064 83	7,033 84	1,030.99
COVIDIEN PLC (NEW)					
20 SHARES OF	04/24/2012	06/16/2006	11,284 15	2,108 41	9,175 74
INTUITIVE SURGICAL INC					
125 SHARES OF	04/24/2012	03/20/2007	6,507 98	5,806 07	701 91
THERMO FISHER SCIENTIFIC INC					
250 SHARES OF	04/24/2012	01/20/2010	5,417 38	7,145 10	1,727 72-
AECOM TECHNOLOGY CORP					
150 SHARES OF	04/24/2012	08/26/2002	7,967 33	2,303 57	5,663 76
DANAHER CORP					
100 SHARES OF	04/24/2012	11/19/2001	8,014 32	2,951 79	5,062 53
UNITED TECHNOLOGIES CORP					
200 SHARES OF	04/24/2012	08/16/2007	5,516 88	3,643 26	1,873 62
EMC CORP MASS					
200 SHARES OF	04/24/2012	10/27/2004	6,396 86	5,590 00	806.86
MICROSOFT CORP					
125 SHARES OF	04/24/2012	05/08/2009	7,756 71	5,199 48	2,557 23
QUALCOMM INC					
10 SHARES OF	04/25/2012	02/06/2007	740 49	651 23	89 26
SCHLUMBERGER					
240 SHARES OF	04/25/2012	10/30/2008	17,771 69	12,688 58	5,083 11
SCHLUMBERGER					
115 SHARES OF	04/25/2012	01/15/2009	8,515 60	4,601 68	3,913 92
SCHLUMBERGER					
830 SHARES OF	05/01/2012	01/20/2010	18,673 84	23,721 73	5,047.89-
AECOM TECHNOLOGY CORP					
350 SHARES OF	05/01/2012	04/21/2011	7,874 51	9,455 43	1,580.92- Covered
AECOM TECHNOLOGY CORP					
325 SHARES OF	05/14/2012	04/13/2010	20,922 38	20,735 00	187 38
PNC FINANCIAL SERVICES GROUP INC					
195 SHARES OF	05/14/2012	01/18/2011	12,553 43	12,348 59	204 84 Covered
PNC FINANCIAL SERVICES GROUP INC					
60000 UNITS OF	05/30/2012	05/22/2007	60,000 00	60,000 00	0 00
FHLB 5 5% 05/30/2017-2012					
220 SHARES OF	05/30/2012	05/11/2011	16,708 63	20,310 53	3,601 90- Covered
DEERE & CO INC					
175 SHARES OF	05/30/2012	05/23/2011	13,290 95	14,496 68	1,205 73- Covered
DEERE & CO INC					
250 000000 SHARES OF	05/30/2012	02/17/2009	19,924 74	5,034 69	14,890 05
CERNER CORP					
50000 UNITS OF	06/08/2012	07/10/2007	50,000 00	50,201 00	201 00-
FHLB 5 375% 06/08/2012					
175 SHARES OF	06/06/2012	01/08/2009	4,786 18	3,085 32	1,700 86
ORACLE CORP					
3545 243 SHARES OF	06/15/2012	05/05/2010	48,640 74	50,200 64	1,559.90-
IVY INTERNATIONAL CORE EQUITY I					
155 719 SHARES OF	06/15/2012	12/09/2010	2,136 46	2,533 55	397 09-
IVY INTERNATIONAL CORE EQUITY I					
50000 UNITS OF	07/02/2012	11/17/2008	54,041 93	50,173 50	3,868 43
AT&T INC NOTE 6 7% 11/15/2013					
750 SHARES OF	07/03/2012	05/03/2011	27,767 38	35,819 40	8,052 02- Covered
SANDISK CORP					
15 000000 SHARES OF	07/06/2012	06/16/2006	8,286 57	1,581 30	6,705 27
INTUITIVE SURGICAL INC					
260 SHARES OF	07/11/2012	01/24/2008	7,580 00	7,147 19	432 81
SYSCO CORP					
240 SHARES OF	07/11/2012	04/12/2011	6,996 93	6,822 38	174 55 Covered
SYSCO CORP					

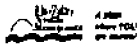
190 SHARES OF VF CORP	07/13/2012	11/11/2010	26,544 27	15,361 97	11,182 30
140 000000 SHARES OF AMERIPRISE FINANCIAL INC	07/18/2012	05/14/2010	7,295 21	6,049 49	1,245 72
100 000000 SHARES OF THERMO FISHER SCIENTIFIC INC	08/08/2012	03/20/2007	5,717 56	4,644 86	1,072 70
900 SHARES OF SPECTRA ENERGY CORP	08/23/2012	05/11/2009	25,890 08	14,222 07	11,668 01
170 000000 SHARES OF BECTON DICKINSON & CO	09/19/2012	05/13/2011	13,454 85	14,939 48	1,484.63- Covered
90 SHARES OF BECTON DICKINSON & CO	10/04/2012	05/13/2011	7,096 06	7,909 14	813 08- Covered
980 SHARES OF UNILEVER PLC SPONSORED ADR	10/04/2012	05/25/2011	36,348 37	31,104 51	5,243 86 Covered
300 000000 SHARES OF VERIZON COMMUNICATIONS INC	11/14/2012	01/05/2005	12,743 11	10,812 19	1,930 92
200 000000 SHARES OF DOMINION RESOURCES INC	11/20/2012	09/02/2011	10,034 23	9,614 14	420 09 Covered
30 SHARES OF AMAZON INC	12/04/2012	08/25/2011	7,498 75	5,768 15	1,730 60 Covered
50 SHARES OF AMAZON INC	12/04/2012	11/18/2011	12,497 92	9,899 09	2,598 83 Covered
1300 SHARES OF ALCOA INC	01/22/2013	09/26/2011	11,859 38	13,381 42	1,522 04- Covered
1900 SHARES OF ALCOA INC	01/22/2013	01/12/2012	17,332 94	18,756 42	1,423 48- Covered
15 SHARES OF GOOGLE INC	02/05/2013	04/19/2007	11,533 08	7,176 30	4,406 78
5 SHARES OF GOOGLE INC	02/05/2013	11/21/2011	3,844 36	2,899 60	944 76 Covered
15 SHARES OF BLACKROCK INC CL A	02/13/2013	09/06/2011	3,635 43	2,270 75	1,364 68 Covered
15 SHARES OF BLACKROCK INC CL A	02/13/2013	11/02/2011	3,635 43	2,313 36	1,322 07 Covered
775 SHARES OF SYSCO CORP	03/04/2013	01/24/2008	25,284 04	21,304 13	3,979 91
150 SHARES OF SYSCO CORP	03/04/2013	03/18/2009	4,893 69	3,446 48	1,447 21
400 SHARES OF EMERSON ELECTRIC CO	03/06/2013	04/18/2008	22,511 25	21,049 88	1,461 37
320 SHARES OF EMERSON ELECTRIC CO	03/06/2013	11/24/2008	18,009 00	10,473 60	7,535 40
170 000000 SHARES OF LOWES COS INC	03/07/2013	05/28/2010	6,572 14	4,271 75	2,300 39
1120 SHARES OF AT&T INC COM	03/26/2013	11/04/2009	40,957 48	28,884 69	12,072 79
240 000000 SHARES OF DANAHER CORP	03/27/2013	08/26/2002	14,820 34	3,685 72	11,134 62
5 SHARES OF GOOGLE INC	03/27/2013	04/19/2007	4,012 31	2,375 43	1,636 88
5 SHARES OF GOOGLE INC	03/27/2013	02/26/2008	4,012 31	2,255 15	1,757 16
5 SHARES OF GOOGLE INC	03/27/2013	08/27/2010	4,012 31	2,262 37	1,749 99
320 000000 SHARES OF METLIFE INC	03/28/2013	09/14/2011	12,140 12	9,848 03	2,292 09 Covered

** TOTAL LONG TERM CAPITAL GAIN (LOSS)

931,281 89	767,602 08	163,679 81
------------	------------	------------

** SHORT TERM CAPITAL GAINS DIVIDENDS

10216 374 BASIS SHARES OF GOLDMAN SACHS HIGH YIELD INST	128 73
5146 396 BASIS SHARES OF	216 15



TRUST SOURCING SOLUTIONS
Realized Gain/Loss Report

Run on 07/16/2013 08:59:18 AM

Start Date: 04/01/2012

End Date: 03/31/2013

Account: 11140000048

Administrator: PATRICIA MCMAHAN 913-234-3020

V & H CHARITABLE FOUNDATION BANK OF BLUE VALLEY, CUSTODIAN
ATWOOD & PALMER, INVESTMENT ADVISOR

Description	Sold	Acquired	Proceeds	Cost	Gain/Loss Covered
** SHORT TERM CAPITAL GAIN (LOSS)					
700 SHARES OF J2 GLOBAL INC	06/06/2012	09/29/2011	16,798 36	19,317 62	2,519 26- Covered
400 SHARES OF EMERSON ELECTRIC CO	08/24/2012	12/15/2011	20,712 77	19,595 96	1,116 81 Covered
8000 SHARES OF RF MICRODEVICES INC	09/25/2012	12/27/2011	31,679 28	43,653 60	11,974 32- Covered
20 SHARES OF GOOGLE INC	10/03/2012	02/23/2012	15,115 39	12,113 76	3,001 63 Covered
200 SHARES OF OCCIDENTAL PETROLEUM CORP	10/24/2012	01/17/2012	16,143 14	19,825 00	3,681.86- Covered
250 SHARES OF JOY GLOBAL INC	11/15/2012	03/01/2012	13,752 27	21,971 00	8,218 73- Covered
600 SHARES OF SPDR EMERGING MIDDLE EAST & AFRICA	01/31/2013	01/10/2013	41,210 97	43,731 72	2,520 75- Covered
600 SHARES OF SPDR S&P EMERGING LATIN AMERICA GML	03/21/2013	01/10/2013	43,740 81	45,648 54	1,907 73- Covered
300 SHARES OF SPDR S&P EMERGING LATIN AMERICA GML	03/21/2013	01/31/2013	21,870 41	22,940 97	1,070 56- Covered
** TOTAL SHORT TERM CAPITAL GAIN (LOSS)			221,023 40	248,798 17	27,774 77-
** LONG TERM CAPITAL GAIN (LOSS)					
500 SHARES OF FMC TECHNOLOGIES INC	04/17/2012	07/08/2009	23,662 61	8,560 18	15,102 43
800 SHARES OF QUEST DIAGNOSTICS INC	06/06/2012	01/29/2007	42,710 72	41,898 96	811 76
500 SHARES OF QUEST DIAGNOSTICS INC	06/06/2012	02/13/2007	26,694 20	26,240 00	454 20
300 SHARES OF QUEST DIAGNOSTICS INC	06/06/2012	08/14/2007	16,016 52	16,293 12	276 60-
150 SHARES OF CHECK POINT SOFTWARE TECHNOLOGIES	08/24/2012	07/22/2009	7,390 63	3,684 53	3,706 10
100 SHARES OF CHECK POINT SOFTWARE TECHNOLOGIES	08/24/2012	05/25/2010	4,927 09	3,006 67	1,920 42
100 SHARES OF EMERSON ELECTRIC CO	08/24/2012	05/25/2010	5,178 19	4,452 82	725 37
200 SHARES OF PEPSICO INC	08/24/2012	02/14/2006	14,634 97	11,516 28	3,118 69
200 SHARES OF PEPSICO INC	08/24/2012	04/25/2006	14,634 97	11,560 00	3,074 97
1300 SHARES OF ABB LTD SPONSORED ADR	09/07/2012	04/27/2009	24,224 82	18,960 50	5,264 32
700 SHARES OF ABB LTD SPONSORED ADR	09/07/2012	07/08/2009	13,044 14	10,230 50	2,813 64
500 SHARES OF ABB LTD SPONSORED ADR	09/07/2012	11/02/2009	9,317 24	9,367 35	50 11-
400 SHARES OF COVANCE INC	09/07/2012	03/06/2006	19,364 08	22,677 44	3,313 36-
400 SHARES OF	09/07/2012	04/27/2009	19,364 09	14,837 68	4,526 41

COVANCE INC					
300 SHARES OF	09/07/2012	07/08/2009	14,523 06	13,922 10	600 96
COVANCE INC					
600 SHARES OF	09/07/2012	01/22/2009	29,779 13	19,577 28	10,201 85
EMERSON ELECTRIC CO					
300 SHARES OF	09/07/2012	05/25/2010	14,889 56	13,358 46	1,531 10
EMERSON ELECTRIC CO					
100000 UNITS OF	09/14/2012	09/16/2009	100,000 00	101,251.00	1,251 00-
AGILENT TECHNOLOGIES INC SR 4 45%					
09/14/2012					
800 SHARES OF	09/25/2012	01/19/2010	50,482 86	39,572 00	10,910 86
QUALCOMM INC					
50 SHARES OF	10/03/2012	03/04/2011	37,788 46	30,347 74	7,440 72 Covered
GOOGLE INC					
400 SHARES OF	10/10/2012	05/19/2005	23,506 67	12,408 82	11,097 85
THERMO FISHER SCIENTIFIC INC					
250 SHARES OF	10/10/2012	10/31/2005	14,691 67	7,030 38	7,661 29
THERMO FISHER SCIENTIFIC INC					
850 SHARES OF	10/22/2012	07/22/2009	35,761 07	20,878 97	14,882 10
CHECK POINT SOFTWARE TECHNOLOGIES					
400 SHARES OF	10/24/2012	01/22/2009	32,286.27	21,618 48	10,667 79
OCCIDENTAL PETROLEUM CORP					
100 SHARES OF	10/24/2012	03/25/2009	8,071.57	5,884 04	2,187 53
OCCIDENTAL PETROLEUM CORP					
RECEIPT OF CASH FROM					24 21
BANK OF AMERICA CORP					
100000 UNITS OF	12/10/2012	01/27/2009	101,129 00	96,732 00	4,397 00
VERIZON VA INC DEBENTURE 4 625%					
03/15/2013					
1000 SHARES OF	01/02/2013	10/31/2011	25,209 30	25,313.60	104 30- Non
GUGGENHEIM BULLETSHARES 2012 HIGH					Covered
YIELD CORPORATE BOND ETF					
900 SHARES OF	01/10/2013	05/24/2004	23,806 17	23,318 55	487 62
MICROSOFT CORP					
200 SHARES OF	01/10/2013	02/14/2006	5,290 26	5,309 80	19 54-
MICROSOFT CORP					
4200 SHARES OF	02/07/2013	11/25/2009	19,801 29	23,583 00	3,781 71-
TRIQUINT SEMICONDUCTOR INC					
4800 SHARES OF	02/07/2013	07/29/2011	22,630 05	36,339 36	13,709 31- Covered
TRIQUINT SEMICONDUCTOR INC					
100000 UNITS OF	03/01/2013	08/11/2009	100,000 00	105,199 00	5,199 00-
BIOGEN IDEC INC SENIOR NOTE 6%					
03/01/2013					

** TOTAL LONG TERM CAPITAL GAIN (LOSS)

900,810 66

804,930 61

95,904 26


TRUST SOURCING SOLUTIONS
Investment Profile

Run on 08/14/2013 03:25:54 PM

As of 03/31/2013

Combined Portfolios

Settlement Date Basis

Account: 11191000036

**V & H CHARITABLE FOUNDATION BANK OF BLUE
 VALLEY, INVESTMENT
 MANAGER (FCI MANAGED)**
**Administrator: PATRICIA MCMAHAN 913-234-
 3020**
Investment Objective: GROWTH**Investment Authority: SOLE****Principal Asset Model:**

Category	Federal Tax Cost	Market Value	% of Portfolio	Est Income	Yield
<u>CASH AND EQUIVALENTS</u>	20,311.50	20,311.50	0.52	1.91	0.01
<u>EQUITIES</u>	2,004,197.32	2,590,985.53	66.66	54,716.62	2.11
<u>FIXED INCOME</u>	1,153,698.42	1,198,347.54	30.83	47,329.47	3.95
<u>ALTERNATIVE INVESTMENTS</u>	69,418.51	77,235.00	1.99		
Total Portfolio	3,247,625.75	3,886,879.57	100.00	102,048.00	2.63

YTD SHORT TERM GAIN/LOSS

16,127.39


YTD LONG TERM GAIN/LOSS

171,559.69

Market Value

\$20,311.50 0.52%
\$2,590,985.53 66.66%
\$1,198,347.54 30.83%
\$77,235.00 1.99%

☐ CASH AND EQUIVALENTS
☐ EQUITIES
☐ FIXED INCOME
☐ ALTERNATIVE INVESTMENTS



Back

Save

TRUST SOURCING SOLUTIONS

Run on 08/14/2013 03:26:12 PM

Investment Profile Detail

As of 03/31/2013

Combined Portfolios

Settlement Date Basis

Account: 11191000036

V & H CHARITABLE FOUNDATION BANK OF BLUE
 VALLEY, INVESTMENT
 MANAGER (FCI MANAGED)

Administrator: PATRICIA MCMAHAN 913-234-
 3020

Investment Objective: GROWTH


Investment Authority: SOLE

Principal Asset Model:

EQUITIES

Ticker	Description	Units	Price	Federal Tax Cost	Market Value	Est Income	Yield	Pricing Date
T	AT&T INC COM	1,120.000000	36.690	28,884.69	41,092.80	2,016.00	4.91	03/31/2013
AMZN	AMAZON INC	75.000000	266.490	14,420.38	19,986.75			03/31/2013
AMP	AMERIPRISE FINANCIAL INC	420.000000	73.650	18,148.45	30,933.00	756.00	2.44	03/31/2013
APA	APACHE CORP	300.000000	77.160	20,529.02	23,148.00	240.00	1.04	03/31/2013
AAPL	APPLE INC	110.000000	442.660	40,569.65	48,692.60	1,166.00	2.39	03/31/2013
BBBY	BED BATH BEYOND INC	500.000000	64.420	27,661.95	32,210.00			03/31/2013
BHP	BHP BILLITON LTD ADR	420.000000	68.430	14,532.57	28,740.60	957.60	3.33	03/31/2013
BLK	BLACKROCK INC CL A	155.000000	256.880	23,464.36	39,816.40	1,041.60	2.62	03/31/2013
BRCM	BROADCOM CORP	750.000000	34.679	26,238.00	26,009.25	330.00	1.27	03/31/2013
CME	CME GROUP INC	500.000000	61.410	27,867.20	30,705.00	900.00	2.93	03/31/2013
CAT	CATERPILLAR INC	235.000000	86.970	21,851.45	20,437.95	488.80	2.39	03/31/2013
CELG	CELGENE CORP	295.000000	115.910	20,193.63	34,193.45			03/31/2013
CERN	CERNER CORP	350.000000	94.740	7,048.57	33,159.00			03/31/2013
CVX	CHEVRON CORP	350.000000	118.820	38,957.84	41,587.00	1,260.00	3.03	03/31/2013
CB	CHUBB CORP	350.000000	87.530	26,345.59	30,635.50	616.00	2.01	03/31/2013
COST	COSTCO WHOLESALE CORP	350.000000	106.110	28,810.18	37,138.50	385.00	1.04	03/31/2013
CMI	CUMMINS INC	320.000000	115.810	35,115.45	37,059.20	640.00	1.73	03/31/2013
DFSTX	DFA US SMALL CAP	5,427.449000	25.500	97,064.12	138,399.95	1,970.16	1.42	03/31/2013
DHR	DANAHER CORP	680.000000	62.150	10,442.86	42,262.00	68.00	0.16	03/31/2013
DTV	DIRECTV	600.000000	56.590	27,843.12	33,954.00			03/31/2013
D	DOMINION RESOURCES INC	430.000000	58.180	20,670.40	25,017.40	967.50	3.87	03/31/2013
DD	DU PONT E I DE NEMOURS & CO	550.000000	49.160	28,284.30	27,038.00	946.00	3.50	03/31/2013
DUK	DUKE ENERGY CORP	350.000000	72.590	23,076.58	25,406.50	1,071.00	4.22	03/31/2013
EMC	EMC CORP MASS	1,550.000000	23.890	30,890.59	37,029.50	620.00	1.67	03/31/2013
XOM	EXXON MOBIL CORP	325.000000	90.110	13,227.50	29,285.75	741.00	2.53	03/31/2013
SVAIX	FEDERATED STRATEGIC VALUE FUND IS	29,100.528000	5.410	150,000.00	157,433.86	5,878.31	3.73	03/31/2013
F	FORD MOTOR CO	2,850.000000	13.150	39,416.37	37,477.50	1,140.00	3.04	03/31/2013
GOOG	GOOGLE INC	50.000000	794.188	21,059.75	39,709.38			03/31/2013
INTC	INTEL CORP	1,050.000000	21.835	27,618.26	22,926.75	945.00	4.12	03/31/2013
IBM	INTERNATIONAL BUSINESS MACHINES	185.000000	213.300	35,277.74	39,460.50	629.00	1.59	03/31/2013
ISRG	INTUITIVE SURGICAL INC	50.000000	491.190	4,997.28	24,559.50			03/31/2013
ICEIX	IVY INTERNATIONAL CORE EQUITY I	9,478.780000	16.070	134,237.73	152,323.99	2,654.06	1.74	03/31/2013
JPM	JPMORGAN CHASE & CO	595.000000	47.460	22,325.65	28,238.70	714.00	2.53	03/31/2013
JCI	JOHNSON CONTROLS INC	1,045.000000	35.070	29,068.95	36,648.15	794.20	2.17	03/31/2013
KMB	KIMBERLY-CLARK CORP	490.000000	97.980	31,364.61	48,010.20	1,587.60	3.31	03/31/2013
LOW	LOWES COS INC	710.000000	37.920	15,202.00	26,923.20	454.40	1.69	03/31/2013
MCD	MCDONALDS CORP	320.000000	99.690	21,084.80	31,900.80	985.60	3.09	03/31/2013
MET	METLIFE INC	1,025.000000	38.020	31,544.47	38,970.50	758.50	1.95	03/31/2013
MSFT	MICROSOFT CORP	1,230.000000	28.605	32,549.35	35,184.15	1,131.60	3.22	03/31/2013
NOV	NATIONAL OIL WELL VARCO INC	390.000000	70.750	11,816.84	27,592.50	202.80	0.73	03/31/2013
NKE	NIKE INC	560.000000	59.010	26,777.63	33,045.60	470.40	1.42	03/31/2013
ORCL	ORACLE CORP	970.000000	32.330	17,101.49	31,360.10	232.80	0.74	03/31/2013
ODVYX	OPPENHEIMER DEVELOPING MARKETS Y	3,697.522000	34.940	130,000.00	129,191.42	920.68	0.71	03/31/2013
PEP	PEPSICO INC	470.000000	79.110	21,751.60	37,181.70	1,010.50	2.72	03/31/2013
PFE	PFIZER INC	1,300.000000	28.860	30,289.74	37,518.00	1,248.00	3.33	03/31/2013

Week	Mean	SD
1	1.00	0.00
2	1.00	0.00
3	1.00	0.00
4	1.00	0.00
5	1.00	0.00
6	1.00	0.00
7	1.00	0.00
8	1.00	0.00
9	1.00	0.00
10	1.00	0.00
11	1.00	0.00
12	1.00	0.00
13	1.00	0.00
14	1.00	0.00
15	1.00	0.00
16	1.00	0.00
17	1.00	0.00
18	1.00	0.00
19	1.00	0.00
20	1.00	0.00
21	1.00	0.00
22	1.00	0.00
23	1.00	0.00
24	1.00	0.00
25	1.00	0.00
26	1.00	0.00
27	1.00	0.00
28	1.00	0.00
29	1.00	0.00
30	1.00	0.00
31	1.00	0.00
32	1.00	0.00
33	1.00	0.00
34	1.00	0.00
35	1.00	0.00
36	1.00	0.00
37	1.00	0.00
38	1.00	0.00
39	1.00	0.00
40	1.00	0.00
41	1.00	0.00
42	1.00	0.00
43	1.00	0.00
44	1.00	0.00
45	1.00	0.00
46	1.00	0.00
47	1.00	0.00
48	1.00	0.00
49	1.00	0.00
50	1.00	0.00
51	1.00	0.00
52	1.00	0.00



TRUST SOURCING SOLUTIONS
Investment Profile Detail

Run on 08/14/2013 03:26:25 PM

As of 03/31/2013

Combined Portfolios

Settlement Date Basis

Account: 11191000036

V & H CHARITABLE FOUNDATION BANK OF BLUE
 VALLEY, INVESTMENT
 MANAGER (FCI MANAGED)

Administrator: PATRICIA MCMAHAN 913-234-
 3020

Investment Objective: GROWTH

FIXED INCOME

Investment Authority: SOLE

Principal Asset Model:

Ticker	Description	Units	Price	Federal Tax Cost	Market Value	Est Income	Yield	Pricing Date
<u>DODIX</u>	<u>DODGE & COX INCOME FUND</u>	<u>20,113.547000</u>	13.830	275,000.00	278,170.36	9,131.55	3.28	03/31/2013
<u>EIBLX</u>	<u>EATON VANCE FLOATING RATE I</u>	<u>16,304.348000</u>	9.210	150,000.00	150,163.05	6,603.26	4.40	03/31/2013
	<u>FHLB 5.13% 05/24/2013</u>	<u>80,000.000000</u>	100.763	80,896.00	80,610.40	4,104.00	5.09	03/31/2013
<u>GSHIX</u>	<u>GOLDMAN SACHS HIGH YIELD INST</u>	<u>10,401.860000</u>	7.420	58,235.14	77,181.80	5,013.70	6.50	03/31/2013
	<u>HSBC FINANCE CORP NOTE 5% 06/30/2015</u>	<u>70,000.000000</u>	108.109	70,821.80	75,676.30	3,500.00	4.62	03/31/2013
	<u>JPMORGAN CHASE & CO SR NOTE 2.6% 01/15/2016</u>	<u>100,000.000000</u>	103.865	99,445.00	103,865.00	2,600.00	2.50	03/31/2013
	<u>MERRILL LYNCH & CO INC 5.45% 07/15/2014</u>	<u>50,000.000000</u>	105.479	45,950.00	52,739.50	2,725.00	5.17	03/31/2013
	<u>PFIZER INC SENIOR NOTE 5.35% 03/15/2015</u>	<u>75,000.000000</u>	109.203	76,272.75	81,902.25	4,012.50	4.90	03/31/2013
<u>VFSTX</u>	<u>VANGUARD SHORT-TERM INVESTMENT-GRADE FUND 39</u>	<u>14,252.047000</u>	10.810	152,952.35	154,064.63	3,178.21	2.06	03/31/2013
	<u>VERIZON COMMUNICATIONS INC 5.25% 04/15/2013</u>	<u>50,000.000000</u>	100.163	52,880.00	50,081.50	2,625.00	5.24	03/31/2013
	<u>WELLS FARGO & CO 5.125% 09/15/2016</u>	<u>25,000.000000</u>	112.921	27,639.50	28,230.25	1,281.25	4.54	03/31/2013
<u>ELD</u>	<u>WISDOMTREE EMERGING MARKETS LOCAL DEBT FUND</u>	<u>1,250.000000</u>	52.530	63,605.88	65,662.50	2,555.00	3.89	03/31/2013
Total				1,153,698.42	1,198,347.54	47,329.47	3.95	

Back

Save

**TRUST SOURCING SOLUTIONS**
Investment Profile Detail

Run on 08/14/2013 03:26:33 PM

As of 03/31/2013

Combined Portfolios

Settlement Date Basis

Account: 11191000036

V & H CHARITABLE FOUNDATION BANK OF BLUE
VALLEY, INVESTMENT
MANAGER (FCI MANAGED)Administrator: PATRICIA MCMAHAN 913-234-
3020

Investment Objective: GROWTH

ALTERNATIVE INVESTMENTS

Investment Authority: SOLE

Principal Asset Model:

Ticker	Description	Units	Price	Federal Tax Cost	Market Value	Est Income	Yield	Pricing Date
GLD	SPDR GOLD SHARES	500.000000	154.470	69,418.51	77,235.00			03/31/2013
	Total			69,418.51	77,235.00			

Print

Save


TRUST SOURCING SOLUTIONS
Investment Profile

Run on 08/14/2013 03:27:15 PM

As of 03/31/2013

Combined Portfolios

Settlement Date Basis

Account: 11140000048

V & H CHARITABLE FOUNDATION BANK OF BLUE
 VALLEY, CUSTODIAN
 ATWOOD & PALMER, INVESTMENT ADVISOR

Administrator: PATRICIA MCMAHAN 913-234-
 3020

Investment Objective: SELF DIRECTED

Investment Authority: NONE

Principal Asset Model:

Category	Federal Tax Cost	Market Value	% of Portfolio	Est Income	Yield
<u>CASH AND EQUIVALENTS</u>	628,057.86	628,057.86	16.88	62.71	0.01
<u>EQUITIES</u>	1,661,347.84	1,982,866.36	53.28	39,445.10	1.99
<u>FIXED INCOME</u>	1,087,211.75	1,110,666.50	29.84	32,089.10	2.89
Total Portfolio	3,376,617.45	3,721,590.72	100.00	71,596.91	1.92

YTD SHORT TERM GAIN/LOSS

27,774.77-


YTD LONG TERM GAIN/LOSS

96,090.56

Market Value

\$628,057.86 16.88%
\$1,982,866.36 53.28%
\$1,110,666.50 29.84%

☐ CASH AND EQUIVALENTS
☐ EQUITIES
☐ FIXED INCOME



Back

Save



TRUST SOURCING SOLUTIONS

Run on 08/14/2013 03:27:24 PM

Investment Profile Detail

As of 03/31/2013

Combined Portfolios

Account: 11140000048

Settlement Date Basis

V & H CHARITABLE FOUNDATION BANK OF BLUE
VALLEY, CUSTODIANAdministrator: PATRICIA MCMAHAN 913-234-
3020

ATWOOD & PALMER, INVESTMENT ADVISOR

Investment Objective: SELF DIRECTED

EQUITIES

Investment Authority: NONE

Principal Asset Model:

Ticker	Description	Units	Price	Federal Tax Cost	Market Value	Est Income	Yield	Pricing Date
AMPL	ALPS ALERIAN MLP ETF	6,000.000000	17.720	92,344.20	106,320.00	6,084.00	5.72	03/31/2013
AMP	AMERIPRISE FINANCIAL INC	700.000000	73.650	44,515.31	51,555.00	1,260.00	2.44	03/31/2013
VOT	IPATH BARCLAYS S&P 500 DYNAMIC VECTOR	1,500.000000	135.250	191,459.16	202,875.00			03/31/2013
BDX	BECTON DICKINSON & CO	800.000000	95.610	53,190.42	76,488.00	1,584.00	2.07	03/31/2013
CVS	CVS CAREMARK CORP	900.000000	54.990	44,149.23	49,491.00	810.00	1.64	03/31/2013
CSCO	CISCO SYSTEMS INC	7,500.000000	20.895	167,491.20	156,712.50	4,200.00	2.68	03/31/2013
DE	DEERE & CO INC	500.000000	85.980	41,836.10	42,990.00	1,020.00	2.37	03/31/2013
EMC	EMC CORP MASS	3,400.000000	23.890	85,724.80	81,226.00	1,360.00	1.67	03/31/2013
FITB	FIFTH THIRD BANCORP	3,000.000000	16.310	42,670.50	48,930.00	1,320.00	2.70	03/31/2013
FCX	FREEMPORT-MCMORAN COPPER/GOLD INC	1,400.000000	33.100	53,940.88	46,340.00	1,750.00	3.78	03/31/2013
GILD	GILEAD SCIENCES INC	1,200.000000	48.940	23,292.94	58,728.00			03/31/2013
GOOG	GOOGLE INC	115.000000	794.188	67,021.19	91,331.56			03/31/2013
HFC	HOLLYFRONTIER CORP	1,000.000000	51.450	46,481.00	51,450.00	1,200.00	2.33	03/31/2013
INTC	INTEL CORP	4,000.000000	21.835	87,539.92	87,340.00	3,600.00	4.12	03/31/2013
JNJ	JOHNSON & JOHNSON	1,000.000000	81.530	49,183.13	81,530.00	2,440.00	2.99	03/31/2013
MA	MASTERCARD INC	60.000000	541.130	19,721.51	32,467.80	144.00	0.44	03/31/2013
MSFT	MICROSOFT CORP	2,400.000000	28.605	53,318.55	68,652.00	2,208.00	3.22	03/31/2013
NOV	NATIONAL OIL WELL VARCO INC	1,200.000000	70.750	90,514.81	84,900.00	624.00	0.73	03/31/2013
ORCL	ORACLE CORP	4,000.000000	32.330	84,061.20	129,320.00	960.00	0.74	03/31/2013
PEP	PEPSICO INC	800.000000	79.110	45,772.84	63,288.00	1,720.00	2.72	03/31/2013
PG	PROCTER & GAMBLE CO	1,250.000000	77.060	68,513.22	96,325.00	2,810.00	2.92	03/31/2013
QCOM	QUALCOMM INC	1,200.000000	66.940	48,283.32	80,328.00	1,200.00	1.49	03/31/2013
GMF	SPDR S&P EMERGING ASIA PACIFIC GMF	900.000000	76.290	71,180.19	68,661.00	1,232.10	1.79	03/31/2013
GWL	SPDR S&P WORLD EX-US	2,600.000000	26.250	68,051.10	68,250.00	1,469.00	2.15	03/31/2013
TMO	THERMO FISHER SCIENTIFIC INC	750.000000	76.490	21,091.12	57,367.50	450.00	0.78	03/31/2013

Total 1,661,347.84 1,982,866.36 39,445.10 1.99

Back

Save



TRUST SOURCING SOLUTIONS

Run on 08/14/2013 03:27:32 PM

Investment Profile Detail

As of 03/31/2013

Combined Portfolios

Settlement Date Basis

Account: 11140000048

V & H CHARITABLE FOUNDATION BANK OF BLUE
VALLEY, CUSTODIANAdministrator: PATRICIA MCMAHAN 913-234-
3020

ATWOOD & PALMER, INVESTMENT ADVISOR

Investment Objective: SELF DIRECTED

FIXED INCOME

Investment Authority: NONE

Principal Asset Model:

Ticker	Description	Units	Price	Federal Tax Cost	Market Value	Est Income	Yield	Pricing Date
BSJI	GUGGENHEIM CORPORATE BOND ETF	1,500.000000	26.749	39,952.50	40,123.50	1,998.00	4.98	03/31/2013
BSJH	GUGGENHEIM CORPORATE BOND ETF	2,000.000000	26.870	53,510.00	53,740.00	2,408.00	4.48	03/31/2013
BSJG	GUGGENHEIM BULLETSHARES 2016 HIGH YIELD CORPORATE BOND ETF	2,000.000000	26.680	53,168.80	53,360.00	2,398.00	4.49	03/31/2013
BSJF	GUGGENHEIM BULLETSHARES 2015 HIGH YIELD CORPORATE BOND ETF	2,000.000000	26.870	50,652.80	53,740.00	2,726.00	5.07	03/31/2013
BSJE	GUGGENHEIM BULLETSHARES 2014 HIGH YIELD CORPORATE BOND ETF	2,000.000000	26.700	50,906.30	53,400.00	2,384.00	4.46	03/31/2013
BSJD	GUGGENHEIM BULLETSHARES 2013 HY CORP BOND	2,000.000000	25.940	50,826.80	51,880.00	2,188.00	4.22	03/31/2013
BSCI	GUGGENHEIM BULLETSHARES 2018 CORP BOND	1,500.000000	21.210	31,717.50	31,815.00	613.50	1.93	03/31/2013
BSCH	GUGGENHEIM BULLETSHARES 2017 CORP BOND	2,500.000000	22.910	57,112.50	57,275.00	1,385.00	2.42	03/31/2013
BSCG	GUGGENHEIM BULLETSHARES 2016 CORP BOND	2,500.000000	22.330	55,812.50	55,825.00	1,207.50	2.16	03/31/2013
BSCF	GUGGENHEIM BULLETSHARES 2015 CORPORATE BOND ETF	2,500.000000	21.860	53,112.50	54,650.00	1,052.50	1.93	03/31/2013
BSCE	GUGGENHEIM BULLETSHARES 2014 CORPORATE BOND ETF	2,500.000000	21.310	52,611.75	53,275.00	810.00	1.52	03/31/2013
DELL13	DELL INC 4.7% 04/15/2013	100,000.000000	100.119	98,890.00	100,119.00	4,700.00	4.69	03/31/2013
CSJ	ISHARES BARCLAYS 1-3 YEAR CREDIT BOND FUND	800.000000	105.540	83,916.40	84,432.00	1,278.40	1.51	03/31/2013
NDAQ13	NASDAQ OMX GROUP INC SR CONV NT 2.5% 08/15/2013	200,000.000000	100.125	191,300.00	200,250.00	5,000.00	2.50	03/31/2013
STPZ	PIMCO ETF TR 1-5 YR US TIPS INDEX	1,600.000000	54.270	84,558.40	86,832.00	814.40	0.94	03/31/2013
SCPB	SPDR BARCLAYS CAPITAL SHORT CORP BD	2,600.000000	30.750	79,163.00	79,950.00	1,125.80	1.41	03/31/2013
Total				1,087,211.75	1,110,666.50	32,089.10	2.89	

11/11/13

11/11/13



TRUST SOURCING SOLUTIONS

Run on 08/14/2013 03:27:44 PM

Investment Profile

As of 03/31/2013

Combined Portfolios

Settlement Date Basis

Account: 11140000068

V&H CHARITABLE FOUNDATION CUSTODY ACCOUNT

Administrator: PATRICIA MCMAHAN 913-234-

BANK OF BLUE

3020

VALLEY, CUSTODIAN STIEVEN FINANCIAL OFFSHORE

INVESTMENTS

Investment Objective: SELF DIRECTED

Investment Authority: NONE

Principal Asset Model:

Category	Federal Tax Cost	Market Value	% of Portfolio	Est Income	Yield
CASH AND EQUIVALENTS	41 67	41 67	0 00		
OTHER	2,000,000 00	3,345,177 00	100 00		
Total Portfolio	2,000,041 67	3,345,218 67	100 00	0.00	

YTD SHORT TERM GAIN/LOSS

0 00


YTD LONG TERM GAIN/LOSS

0.00

Market Value

\$41.67 0.00%

\$3,345,177.00 100.00%

☐ CASH AND EQUIVALENTS☐ OTHER

Back

Save



TRUST SOURCING SOLUTIONS

Run on 08/14/2013 03:26:59 PM

Investment Profile

As of 03/31/2013

Combined Portfolios

Settlement Date Basis

Account: 11140000058

BANK OF BLUE VALLEY CUSTODIAN FOR V & H
 CHARITABLE FOUNDATION
 REAL ESTATE

Administrator: PATRICIA MCMAHAN 913-234-
 3020

Investment Objective: SELF DIRECTED

Investment Authority: NONE

Principal Asset Model:


Category	Federal Tax Cost	Market Value	% of Portfolio	Est Income	Yield
CASH AND EQUIVALENTS	0.00	0.00	0.00		
REAL ESTATE	255,000.00	828,340.00	100.00		
Total Portfolio	255,000.00	828,340.00	100.00	0.00	

YTD SHORT TERM GAIN/LOSS 0.00
 YTD LONG TERM GAIN/LOSS 0.00

Market Value

\$0.00 0.00%

\$828,340.00 100.00%

☐ CASH AND EQUIVALENTS☐ REAL ESTATE

Back

Save