



See a Social Security Number? Say Something!
Report Privacy Problems to <https://public.resource.org/privacy>
Or call the IRS Identity Theft Hotline at 1-800-908-4490



21-75-077-4487325
Return of Private Foundation
 or Section 4947(a)(1) Nonexempt Charitable Trust
 Treated as a Private Foundation

Note. The foundation may be able to use a copy of this return to satisfy state reporting requirements.

2012

Open to public inspection

For calendar year 2012 or tax year beginning **APR 1, 2012**, and ending **MAR 31, 2013**

Name of foundation MARY A BARKER MEMORIAL FUND		A Employer identification number 05-6131502
Number and street (or P O box number if mail is not delivered to street address) PO BOX 609	Room/suite	B Telephone number 216-257-4701
City or town, state, and ZIP code PITTSBURGH, PA 15230-9738		C If exemption application is pending, check here <input type="checkbox"/>
G Check all that apply: <input type="checkbox"/> Initial return <input type="checkbox"/> Initial return of a former public charity <input type="checkbox"/> Final return <input type="checkbox"/> Amended return <input type="checkbox"/> Address change <input type="checkbox"/> Name change		D 1. Foreign organizations, check here <input type="checkbox"/> 2. Foreign organizations meeting the 85% test, check here and attach computation <input type="checkbox"/>
H Check type of organization: <input checked="" type="checkbox"/> Section 501(c)(3) exempt private foundation <input type="checkbox"/> Section 4947(a)(1) nonexempt charitable trust <input type="checkbox"/> Other taxable private foundation		E If private foundation status was terminated under section 507(b)(1)(A), check here <input type="checkbox"/>
I Fair market value of all assets at end of year (from Part II, col. (c), line 16) \$ 26,638,070.	J Accounting method: <input checked="" type="checkbox"/> Cash <input type="checkbox"/> Accrual <input type="checkbox"/> Other (specify) _____	F If the foundation is in a 60-month termination under section 507(b)(1)(B), check here <input type="checkbox"/>

Part I Analysis of Revenue and Expenses (The total of amounts in columns (b), (c), and (d) may not necessarily equal the amounts in column (a).)		(a) Revenue and expenses per books	(b) Net investment income	(c) Adjusted net income	(d) Disbursements for charitable purposes (cash basis only)
Revenue	1 Contributions, gifts, grants, etc., received			N/A	
	2 Check <input checked="" type="checkbox"/> if the foundation is not required to attach Sch. B				
	3 Interest on savings and temporary cash investments				
	4 Dividends and interest from securities	583,846.	583,846.		STATEMENT 1
	5a Gross rents				
	b Net rental income or (loss)				
	6a Net gain or (loss) from sale of assets not on line 10	1,267,874.			
	b Gross sales price for all assets on line 6a	17,994,983.			
	7 Capital gain net income (from Part IV, line 2)		1,267,874.		
	8 Net short-term capital gain				
	9 Income modifications				
	10a Gross sales less returns and allowances				
b Less Cost of goods sold					
c Gross profit or (loss)					
11 Other income	557.	557.		STATEMENT 2	
12 Total. Add lines 1 through 11	1,852,277.	1,852,277.			
Operating and Administrative Expenses	13 Compensation of officers, directors, trustees, etc	108,909.	54,454.		54,455.
	14 Other employee salaries and wages				
	15 Pension plans, employee benefits				
	16a Legal fees				
	b Accounting fees				
	c Other professional fees				
	17 Interest				
	18 Taxes	80,808.			0.
	19 Depreciation and depletion				
	20 Occupancy				
	21 Travel, conferences, and meetings				
	22 Printing and publications				
	23 Other expenses	50.	50.		0.
	24 Total operating and administrative expenses. Add lines 13 through 23	189,767.	54,504.		54,455.
	25 Contributions, gifts, grants paid	1,337,220.			1,337,220.
26 Total expenses and disbursements. Add lines 24 and 25	1,526,987.	54,504.		1,391,675.	
27 Subtract line 26 from line 12:					
a Excess of revenue over expenses and disbursements	325,290.				
b Net investment income (if negative, enter -0-)		1,797,773.			
c Adjusted net income (if negative, enter -0-)			N/A		

Part II Balance Sheets

Attached schedules and amounts in the description column should be for end-of-year amounts only

		Beginning of year	End of year	
		(a) Book Value	(b) Book Value	(c) Fair Market Value
Assets	1 Cash - non-interest-bearing		-1.	-1.
	2 Savings and temporary cash investments	464,193.	2,712,391.	2,712,391.
	3 Accounts receivable ▶			
	Less: allowance for doubtful accounts ▶			
	4 Pledges receivable ▶			
	Less: allowance for doubtful accounts ▶			
	5 Grants receivable			
	6 Receivables due from officers, directors, trustees, and other disqualified persons			
	7 Other notes and loans receivable ▶			
	Less: allowance for doubtful accounts ▶			
	8 Inventories for sale or use			
	9 Prepaid expenses and deferred charges			
	10a Investments - U.S. and state government obligations			
	b Investments - corporate stock			
	c Investments - corporate bonds			
11 Investments - land, buildings, and equipment: basis ▶				
Less: accumulated depreciation ▶				
12 Investments - mortgage loans				
13 Investments - other	STMT 6	21,294,899.	21,872,035.	23,925,680.
14 Land, buildings, and equipment: basis ▶				
Less: accumulated depreciation ▶				
15 Other assets (describe ▶)				
16 Total assets (to be completed by all filers)		21,759,092.	24,584,425.	26,638,070.
Liabilities	17 Accounts payable and accrued expenses			
	18 Grants payable			
	19 Deferred revenue			
	20 Loans from officers, directors, trustees, and other disqualified persons			
	21 Mortgages and other notes payable			
	22 Other liabilities (describe ▶)			
23 Total liabilities (add lines 17 through 22)		0.	0.	
Net Assets or Fund Balances	Foundations that follow SFAS 117, check here <input type="checkbox"/> and complete lines 24 through 26 and lines 30 and 31.			
	24 Unrestricted			
	25 Temporarily restricted			
	26 Permanently restricted			
	Foundations that do not follow SFAS 117, check here <input checked="" type="checkbox"/> and complete lines 27 through 31.			
	27 Capital stock, trust principal, or current funds	21,759,092.	24,584,425.	
	28 Paid-in or capital surplus, or land, bldg., and equipment fund	0.	0.	
	29 Retained earnings, accumulated income, endowment, or other funds	0.	0.	
30 Total net assets or fund balances		21,759,092.	24,584,425.	
31 Total liabilities and net assets/fund balances		21,759,092.	24,584,425.	

Part III Analysis of Changes in Net Assets or Fund Balances

1 Total net assets or fund balances at beginning of year - Part II, column (a), line 30 (must agree with end-of-year figure reported on prior year's return)	1	21,759,092.
2 Enter amount from Part I, line 27a	2	325,290.
3 Other increases not included in line 2 (itemize) ▶ SEE STATEMENT 5	3	2,500,043.
4 Add lines 1, 2, and 3	4	24,584,425.
5 Decreases not included in line 2 (itemize) ▶	5	0.
6 Total net assets or fund balances at end of year (line 4 minus line 5) - Part II, column (b), line 30	6	24,584,425.

Form 990-PF (2012)

Part IV Capital Gains and Losses for Tax on Investment Income

(a) List and describe the kind(s) of property sold (e.g., real estate, 2-story brick warehouse; or common stock, 200 shs. MLC Co.)	(b) How acquired P - Purchase D - Donation	(c) Date acquired (mo., day, yr.)	(d) Date sold (mo., day, yr.)
1a SALE OF SECURITIES	P		
b SALE OF SECURITIES	P		
c			
d			
e			

(e) Gross sales price	(f) Depreciation allowed (or allowable)	(g) Cost or other basis plus expense of sale	(h) Gain or (loss) (e) plus (f) minus (g)
a 10,454,252.		10,399,168.	55,084.
b 7,540,731.		6,327,941.	1,212,790.
c			
d			
e			

Complete only for assets showing gain in column (h) and owned by the foundation on 12/31/69			(I) Gains (Col. (h) gain minus col. (k), but not less than -0-) or Losses (from col. (h))
(i) F.M.V. as of 12/31/69	(j) Adjusted basis as of 12/31/69	(k) Excess of col. (i) over col. (j), if any	
a			55,084.
b			1,212,790.
c			
d			
e			

2 Capital gain net income or (net capital loss)	{ If gain, also enter in Part I, line 7 If (loss), enter -0- in Part I, line 7 }	2	1,267,874.
3 Net short-term capital gain or (loss) as defined in sections 1222(5) and (6): If gain, also enter in Part I, line 8, column (c). If (loss), enter -0- in Part I, line 8	}	3	N/A

Part V Qualification Under Section 4940(e) for Reduced Tax on Net Investment Income

(For optional use by domestic private foundations subject to the section 4940(a) tax on net investment income.)

If section 4940(d)(2) applies, leave this part blank.

Was the foundation liable for the section 4942 tax on the distributable amount of any year in the base period?

☐ Yes ☒ No

If "Yes," the foundation does not qualify under section 4940(e). Do not complete this part.

1 Enter the appropriate amount in each column for each year, see the instructions before making any entries.

(a) Base period years Calendar year (or tax year beginning in)	(b) Adjusted qualifying distributions	(c) Net value of noncharitable-use assets	(d) Distribution ratio (col. (b) divided by col. (c))
2011	1,374,069.	21,040,862.	.065305
2010	0.		
2009			
2008			
2007			

2 Total of line 1, column (d)	2	.065305
3 Average distribution ratio for the 5-year base period - divide the total on line 2 by 5, or by the number of years the foundation has been in existence if less than 5 years	3	.032653
4 Enter the net value of noncharitable-use assets for 2012 from Part X, line 5	4	22,977,184.
5 Multiply line 4 by line 3	5	750,274.
6 Enter 1% of net investment income (1% of Part I, line 27b)	6	17,978.
7 Add lines 5 and 6	7	768,252.
8 Enter qualifying distributions from Part XII, line 4	8	1,391,675.

If line 8 is equal to or greater than line 7, check the box in Part VI, line 1b, and complete that part using a 1% tax rate.
See the Part VI instructions.

Part VI Excise Tax Based on Investment Income (Section 4940(a), 4940(b), 4940(e), or 4948 - see instructions)

1a	Exempt operating foundations described in section 4940(d)(2), check here <input type="checkbox"/> and enter "N/A" on line 1. Date of ruling or determination letter: _____ (attach copy of letter if necessary-see instructions)		
b	Domestic foundations that meet the section 4940(e) requirements in Part V, check here <input checked="" type="checkbox"/> and enter 1% of Part I, line 27b	1	17,978.
c	All other domestic foundations enter 2% of line 27b. Exempt foreign organizations enter 4% of Part I, line 12, col. (b).		
2	Tax under section 511 (domestic section 4947(a)(1) trusts and taxable foundations only. Others enter -0-)	2	0.
3	Add lines 1 and 2	3	17,978.
4	Subtitle A (income) tax (domestic section 4947(a)(1) trusts and taxable foundations only. Others enter -0-)	4	0.
5	Tax based on investment income. Subtract line 4 from line 3. If zero or less, enter -0-	5	17,978.
6	Credits/Payments:		
a	2012 estimated tax payments and 2011 overpayment credited to 2012	6a	40,000.
b	Exempt foreign organizations - tax withheld at source	6b	
c	Tax paid with application for extension of time to file (Form 8868)	6c	
d	Backup withholding erroneously withheld	6d	
7	Total credits and payments. Add lines 6a through 6d	7	40,000.
8	Enter any penalty for underpayment of estimated tax. Check here <input checked="" type="checkbox"/> if Form 2220 is attached	8	
9	Tax due. If the total of lines 5 and 8 is more than line 7, enter amount owed	9	
10	Overpayment. If line 7 is more than the total of lines 5 and 8, enter the amount overpaid	10	22,022.
11	Enter the amount of line 10 to be: Credited to 2013 estimated tax <input checked="" type="checkbox"/> 22,022. Refunded <input checked="" type="checkbox"/>	11	0.

Part VII-A Statements Regarding Activities

	Yes	No
1a During the tax year, did the foundation attempt to influence any national, state, or local legislation or did it participate or intervene in any political campaign?		X
1b Did it spend more than \$100 during the year (either directly or indirectly) for political purposes (see instructions for definition)? If the answer is "Yes" to 1a or 1b, attach a detailed description of the activities and copies of any materials published or distributed by the foundation in connection with the activities.		X
1c Did the foundation file Form 1120-POL for this year?		X
d Enter the amount (if any) of tax on political expenditures (section 4955) imposed during the year: (1) On the foundation. <input checked="" type="checkbox"/> \$ 0. (2) On foundation managers. <input checked="" type="checkbox"/> \$ 0.		
e Enter the reimbursement (if any) paid by the foundation during the year for political expenditure tax imposed on foundation managers. <input checked="" type="checkbox"/> \$ 0.		
2 Has the foundation engaged in any activities that have not previously been reported to the IRS? If "Yes," attach a detailed description of the activities.		X
3 Has the foundation made any changes, not previously reported to the IRS, in its governing instrument, articles of incorporation, or bylaws, or other similar instruments? If "Yes," attach a conformed copy of the changes		X
4a Did the foundation have unrelated business gross income of \$1,000 or more during the year?		X
b If "Yes," has it filed a tax return on Form 990-T for this year?		
5 Was there a liquidation, termination, dissolution, or substantial contraction during the year? If "Yes," attach the statement required by General Instruction T.		X
6 Are the requirements of section 508(e) (relating to sections 4941 through 4945) satisfied either: • By language in the governing instrument, or • By state legislation that effectively amends the governing instrument so that no mandatory directions that conflict with the state law remain in the governing instrument?	X	
7 Did the foundation have at least \$5,000 in assets at any time during the year? If "Yes," complete Part II, col. (c), and Part XV.	X	
8a Enter the states to which the foundation reports or with which it is registered (see instructions) <input checked="" type="checkbox"/> IL		
b If the answer is "Yes" to line 7, has the foundation furnished a copy of Form 990-PF to the Attorney General (or designate) of each state as required by General Instruction G? If "No," attach explanation	X	
9 Is the foundation claiming status as a private operating foundation within the meaning of section 4942(j)(3) or 4942(j)(5) for calendar year 2012 or the taxable year beginning in 2012 (see instructions for Part XIV)? If "Yes," complete Part XIV		X
10 Did any persons become substantial contributors during the tax year? If "Yes," attach a schedule listing their names and addresses		X

N/A

Form 990-PF (2012)

Part VII-A Statements Regarding Activities (continued)

11	At any time during the year, did the foundation, directly or indirectly, own a controlled entity within the meaning of section 512(b)(13)? If "Yes," attach schedule (see instructions)	11		X
12	Did the foundation make a distribution to a donor advised fund over which the foundation or a disqualified person had advisory privileges? If "Yes," attach statement (see instructions)	12		X
13	Did the foundation comply with the public inspection requirements for its annual returns and exemption application?	13	X	
Website address ► <u>WWW.PNC.COM</u>				
14	The books are in care of ► <u>PNC BANK NA</u>	Telephone no. ►	<u>216-257-4701</u>	
	Located at ► <u>PO BOX 609, PITTSBURGH, PA</u>	ZIP+4 ►	<u>15230-9738</u>	
15	Section 4947(a)(1) nonexempt charitable trusts filing Form 990-PF in lieu of Form 1041 - Check here and enter the amount of tax-exempt interest received or accrued during the year	15	N/A	
16	At any time during calendar year 2012, did the foundation have an interest in or a signature or other authority over a bank, securities, or other financial account in a foreign country?	16	Yes	No
	See the instructions for exceptions and filing requirements for Form TD F 90-22.1. If "Yes," enter the name of the foreign country ►			X

Part VII-B Statements Regarding Activities for Which Form 4720 May Be Required

File Form 4720 if any item is checked in the "Yes" column, unless an exception applies.

	Yes	No
1a During the year did the foundation (either directly or indirectly):		
(1) Engage in the sale or exchange, or leasing of property with a disqualified person?	<input type="checkbox"/> Yes <input checked="" type="checkbox"/> No	
(2) Borrow money from, lend money to, or otherwise extend credit to (or accept it from) a disqualified person?	<input type="checkbox"/> Yes <input checked="" type="checkbox"/> No	
(3) Furnish goods, services, or facilities to (or accept them from) a disqualified person?	<input type="checkbox"/> Yes <input checked="" type="checkbox"/> No	
(4) Pay compensation to, or pay or reimburse the expenses of, a disqualified person?	<input checked="" type="checkbox"/> Yes <input type="checkbox"/> No	
(5) Transfer any income or assets to a disqualified person (or make any of either available for the benefit or use of a disqualified person)?	<input type="checkbox"/> Yes <input checked="" type="checkbox"/> No	
(6) Agree to pay money or property to a government official? (Exception. Check "No" if the foundation agreed to make a grant to or to employ the official for a period after termination of government service, if terminating within 90 days.)	<input type="checkbox"/> Yes <input checked="" type="checkbox"/> No	
b If any answer is "Yes" to 1a(1)-(6), did any of the acts fail to qualify under the exceptions described in Regulations section 53.4941(d)-3 or in a current notice regarding disaster assistance (see instructions)? Organizations relying on a current notice regarding disaster assistance check here		X
c Did the foundation engage in a prior year in any of the acts described in 1a, other than excepted acts, that were not corrected before the first day of the tax year beginning in 2012?		X
2 Taxes on failure to distribute income (section 4942) (does not apply for years the foundation was a private operating foundation defined in section 4942(j)(3) or 4942(j)(5)):		
a At the end of tax year 2012, did the foundation have any undistributed income (lines 6d and 6e, Part XIII) for tax year(s) beginning before 2012?	<input type="checkbox"/> Yes <input checked="" type="checkbox"/> No	
If "Yes," list the years ►		
b Are there any years listed in 2a for which the foundation is not applying the provisions of section 4942(a)(2) (relating to incorrect valuation of assets) to the year's undistributed income? (If applying section 4942(a)(2) to all years listed, answer "No" and attach statement - see instructions.)	N/A	
c If the provisions of section 4942(a)(2) are being applied to any of the years listed in 2a, list the years here.		
3a Did the foundation hold more than a 2% direct or indirect interest in any business enterprise at any time during the year?	<input type="checkbox"/> Yes <input checked="" type="checkbox"/> No	
b If "Yes," did it have excess business holdings in 2012 as a result of (1) any purchase by the foundation or disqualified persons after May 26, 1969; (2) the lapse of the 5-year period (or longer period approved by the Commissioner under section 4943(c)(7)) to dispose of holdings acquired by gift or bequest; or (3) the lapse of the 10-, 15-, or 20-year first phase holding period? (Use Schedule C, Form 4720, to determine if the foundation had excess business holdings in 2012.)	N/A	
4a Did the foundation invest during the year any amount in a manner that would jeopardize its charitable purposes?		X
b Did the foundation make any investment in a prior year (but after December 31, 1969) that could jeopardize its charitable purpose that had not been removed from jeopardy before the first day of the tax year beginning in 2012?		X

Form 990-PF (2012)

Part VII-B Statements Regarding Activities for Which Form 4720 May Be Required (continued)

5a During the year did the foundation pay or incur any amount to:

(1) Carry on propaganda, or otherwise attempt to influence legislation (section 4945(e))?

☐ Yes ☒ No

(2) Influence the outcome of any specific public election (see section 4955); or to carry on, directly or indirectly, any voter registration drive?

☐ Yes ☒ No

(3) Provide a grant to an individual for travel, study, or other similar purposes?

☐ Yes ☒ No

(4) Provide a grant to an organization other than a charitable, etc., organization described in section 509(a)(1), (2), or (3), or section 4940(d)(2)?

☐ Yes ☒ No

(5) Provide for any purpose other than religious, charitable, scientific, literary, or educational purposes, or for the prevention of cruelty to children or animals?

☐ Yes ☒ No

b If any answer is "Yes" to 5a(1)-(5), did any of the transactions fail to qualify under the exceptions described in Regulations section 53.4945 or in a current notice regarding disaster assistance (see instructions)?

N/A

5b

Organizations relying on a current notice regarding disaster assistance check here

☒

c If the answer is "Yes" to question 5a(4), does the foundation claim exemption from the tax because it maintained expenditure responsibility for the grant?

N/A

☐ Yes ☐ No

If "Yes," attach the statement required by Regulations section 53.4945-5(d).

6a Did the foundation, during the year, receive any funds, directly or indirectly, to pay premiums on a personal benefit contract?

☐ Yes ☒ No

b Did the foundation, during the year, pay premiums, directly or indirectly, on a personal benefit contract?

6b

X

If "Yes" to 6b, file Form 8870.

7a At any time during the tax year, was the foundation a party to a prohibited tax shelter transaction?

☐ Yes ☒ No

b If "Yes," did the foundation receive any proceeds or have any net income attributable to the transaction?

N/A

7b

Part VIII Information About Officers, Directors, Trustees, Foundation Managers, Highly Paid Employees, and Contractors

1 List all officers, directors, trustees, foundation managers and their compensation.

(a) Name and address	(b) Title, and average hours per week devoted to position	(c) Compensation (If not paid, enter -0-)	(d) Contributions to employee benefit plans and deferred compensation	(e) Expense account, other allowances
PNC BANK NA PO BOX 609 PITTSBURGH, PA 15230-9738	TRUSTEE 20.00	108,909.	0.	0.

2 Compensation of five highest-paid employees (other than those included on line 1). If none, enter "NONE."

(a) Name and address of each employee paid more than \$50,000	(b) Title, and average hours per week devoted to position	(c) Compensation	(d) Contributions to employee benefit plans and deferred compensation	(e) Expense account, other allowances
NONE				

Total number of other employees paid over \$50,000

0

Form 990-PF (2012)

Part VIII**Information About Officers, Directors, Trustees, Foundation Managers, Highly Paid Employees, and Contractors** (continued)**3** Five highest-paid independent contractors for professional services. If none, enter "NONE."

(a) Name and address of each person paid more than \$50,000	(b) Type of service	(c) Compensation
NONE		
Total number of others receiving over \$50,000 for professional services		0

Part IX-A Summary of Direct Charitable Activities

List the foundation's four largest direct charitable activities during the tax year. Include relevant statistical information such as the number of organizations and other beneficiaries served, conferences convened, research papers produced, etc.

	Expenses
1 N/A	
	0.
2	
3	
4	

Part IX-B Summary of Program-Related Investments

Describe the two largest program-related investments made by the foundation during the tax year on lines 1 and 2.

	Amount
1 N/A	
	0.
2	
All other program-related investments. See instructions.	
3 N/A	
	0.
Total. Add lines 1 through 3	
	0.

Form 990-PF (2012)

Part X Minimum Investment Return (All domestic foundations must complete this part. Foreign foundations, see instructions)

1	Fair market value of assets not used (or held for use) directly in carrying out charitable, etc., purposes:		
a	Average monthly fair market value of securities	1a	23,327,090.
b	Average of monthly cash balances	1b	
c	Fair market value of all other assets	1c	
d	Total (add lines 1a, b, and c)	1d	23,327,090.
e	Reduction claimed for blockage or other factors reported on lines 1a and 1c (attach detailed explanation)	1e	0.
2	Acquisition indebtedness applicable to line 1 assets	2	0.
3	Subtract line 2 from line 1d	3	23,327,090.
4	Cash deemed held for charitable activities. Enter 1 1/2% of line 3 (for greater amount, see instructions)	4	349,906.
5	Net value of noncharitable-use assets. Subtract line 4 from line 3. Enter here and on Part V, line 4	5	22,977,184.
6	Minimum investment return. Enter 5% of line 5	6	1,148,859.

Part XI Distributable Amount (see instructions) (Section 4942(j)(3) and (j)(5) private operating foundations and certain foreign organizations check here ☐ and do not complete this part.)

1	Minimum investment return from Part X, line 6	1	1,148,859.
2a	Tax on investment income for 2012 from Part VI, line 5	2a	17,978.
b	Income tax for 2012. (This does not include the tax from Part VI.)	2b	
c	Add lines 2a and 2b	2c	17,978.
3	Distributable amount before adjustments. Subtract line 2c from line 1	3	1,130,881.
4	Recoveries of amounts treated as qualifying distributions	4	0.
5	Add lines 3 and 4	5	1,130,881.
6	Deduction from distributable amount (see instructions)	6	0.
7	Distributable amount as adjusted. Subtract line 6 from line 5. Enter here and on Part XIII, line 1	7	1,130,881.

Part XII Qualifying Distributions (see instructions)

1	Amounts paid (including administrative expenses) to accomplish charitable, etc., purposes:		
a	Expenses, contributions, gifts, etc. - total from Part I, column (d), line 26	1a	1,391,675.
b	Program-related investments - total from Part IX-B	1b	0.
2	Amounts paid to acquire assets used (or held for use) directly in carrying out charitable, etc., purposes	2	
3	Amounts set aside for specific charitable projects that satisfy the:		
a	Suitability test (prior IRS approval required)	3a	
b	Cash distribution test (attach the required schedule)	3b	
4	Qualifying distributions. Add lines 1a through 3b. Enter here and on Part V, line 8, and Part XIII, line 4	4	1,391,675.
5	Foundations that qualify under section 4940(e) for the reduced rate of tax on net investment income. Enter 1% of Part I, line 27b	5	17,978.
6	Adjusted qualifying distributions. Subtract line 5 from line 4	6	1,373,697.

Note. The amount on line 6 will be used in Part V, column (b), in subsequent years when calculating whether the foundation qualifies for the section 4940(e) reduction of tax in those years.

Form 990-PF (2012)

Part XIII Undistributed Income (see instructions)

	(a) Corpus	(b) Years prior to 2011	(c) 2011	(d) 2012
1 Distributable amount for 2012 from Part XI, line 7				1,130,881.
2 Undistributed income, if any, as of the end of 2012				
a Enter amount for 2011 only			0.	
b Total for prior years:		0.		
3 Excess distributions carryover, if any, to 2012:				
a From 2007				
b From 2008				
c From 2009				
d From 2010				
e From 2011	361,919.			
f Total of lines 3a through e	361,919.			
4 Qualifying distributions for 2012 from Part XII, line 4: ► \$ 1,391,675.				
a Applied to 2011, but not more than line 2a			0.	
b Applied to undistributed income of prior years (Election required - see instructions)		0.		
c Treated as distributions out of corpus (Election required - see instructions)	0.			
d Applied to 2012 distributable amount				1,130,881.
e Remaining amount distributed out of corpus	260,794.			
5 Excess distributions carryover applied to 2012 (If an amount appears in column (d), the same amount must be shown in column (a))	0.			0.
6 Enter the net total of each column as indicated below:				
a Corpus. Add lines 3f, 4c, and 4e. Subtract line 5	622,713.			
b Prior years' undistributed income. Subtract line 4b from line 2b		0.		
c Enter the amount of prior years' undistributed income for which a notice of deficiency has been issued, or on which the section 4942(a) tax has been previously assessed		0.		
d Subtract line 6c from line 6b. Taxable amount - see instructions		0.		
e Undistributed income for 2011. Subtract line 4a from line 2a. Taxable amount - see instr.			0.	
f Undistributed income for 2012. Subtract lines 4d and 5 from line 1. This amount must be distributed in 2013				0.
7 Amounts treated as distributions out of corpus to satisfy requirements imposed by section 170(b)(1)(F) or 4942(g)(3)	0.			
8 Excess distributions carryover from 2007 not applied on line 5 or line 7	0.			
9 Excess distributions carryover to 2013. Subtract lines 7 and 8 from line 6a	622,713.			
10 Analysis of line 9:				
a Excess from 2008				
b Excess from 2009				
c Excess from 2010				
d Excess from 2011	361,919.			
e Excess from 2012	260,794.			

N/A

- b** Check box to indicate whether the foundation is a private operating foundation described in section

☐ 4942(i)(3) or ☐ 4942(i)(5)

- (4) Gross investment income

[illegible]

2012.03030 MARY A BARKER MEMORIAL FUND 44873251

Part XV Supplementary Information (continued)**3 Grants and Contributions Paid During the Year or Approved for Future Payment**

Recipient Name and address (home or business)	If recipient is an individual, show any relationship to any foundation manager or substantial contributor	Foundation status of recipient	Purpose of grant or contribution	Amount
a Paid during the year				
CHILDREN'S HOME OF ILLINOIS 2130 NORTH KNOXVILLE AVENUE PEORIA, IL 61603	NONE	PUBLIC CHARITY	GENERAL SUPPORT	334,305.
METHODIST MEDICAL CENTER 221 NE GLEN OAK AVENUE PEORIA, IL 61603	NONE	PUBLIC CHARITY	GENERAL SUPPORT	334,305.
PROCTOR HOSPITAL 5409 NORTH KNOXVILLE AVENUE PEORIA, IL 61614	NONE	PUBLIC CHARITY	GENERAL SUPPORT	334,305.
YMCA OF PEORIA 7000 NORTH COUNTRY CLUB LANE PEORIA, IL 61614	NONE	PUBLIC CHARITY	GENERAL SUPPORT	334,305.
Total				1,337,220.
b Approved for future payment				
NONE				
Total				0.



MARY A BARKER TUW
IRREVOCABLE CHARITABLE TRUST STATEMENT
Account number 21-75-077-4487325
April 1, 2012 - March 29, 2013

Summary

Portfolio value

Value on March 29	\$24,136,954.98
Value on April 1	17,443,075.99
Change in value	\$6,693,878.99

Portfolio value by asset class

Principal	Value Mar 29	Value Apr 1	Change in value	Original value at PNC
Cash and cash equivalents	\$2,710,403.40	\$84,831.20	\$2,625,572.20	\$2,710,403.40
Fixed income	8,016,646.47	7,060,765.55	955,880.92	8,050,659.53
Equities	15,909,033.81	10,297,479.24	5,611,554.57	13,821,375.03
Total	\$26,636,083.68	\$17,443,075.99	\$9,193,007.69	\$24,582,437.96
Net payables and receivables	-\$2,499,128.70	-	-\$2,499,128.70	-\$2,499,128.70
Total	\$24,136,954.98	\$17,443,075.99	\$6,693,878.99	\$22,083,309.26



MARY A BARKER TUW
IRREVOCABLE CHARITABLE TRUST STATEMENT
Account number 21-75-077-4487325
April 1, 2012 - March 29, 2013

Summary

Change in account value

	This period
Beginning account value	\$17,459,101.18
Additions	
Investment income	\$443,647.35
Interfund transfers	6,712,931.21
Other receipts	1,406.24
Disbursements	
Distributions-expenses	- \$50.00
Other disbursements	- 1,418,044.44
Change in value of investments	953,988.63
Net accrued income	5,908.97
Ending account value	\$24,158,889.14

Gain/loss summary

	Net realized gain/loss	Net unrealized gain/loss
	This period	Since acquisition
Fixed income	\$85,557.12	- \$34,013.06
Equities	- 30,472.40	2,087,658.78
Total	\$55,084.72	\$2,053,645.72

Accrued income summary

Accrued income on March 29	\$21,934.16
Accrued income on April 01	16,025.19
Net accrued income	\$5,908.97

Investment income summary

	This period	Estimated annual income	Accrued income this period
Income-cash and cash equivalents	\$108.01	\$1,355.33	\$36.58
Interest-fixed income	358,492.69	258,611.45	14,930.77
Dividends-equities	85,042.21	170,468.01	6,966.81
Other income	4.44	-	-
Total	\$443,647.35	\$430,434.79	\$21,934.16



MARY A BARKER TUW
IRREVOCABLE CHARITABLE TRUST STATEMENT
Account number 21-75-077-4487325
April 1, 2012 - March 29, 2013

Summary

Transaction summary - measured by cash balance

	This period
Beginning cash balance	\$0.00
Additions	
Investment income	\$443,647.35
Sales and maturities	11,163,580.25
Interfund transfers	6,712,931.21
Other receipts	1,406.24
Disbursements	
Distributions-expenses	-\$50.00
Purchases	-16,903,470.61
Other disbursements	-1,418,044.44
Ending cash balance	\$0.00
Change in cash	-



MARY A BARKER TUW
IRREVOCABLE CHARITABLE TRUST STATEMENT
Account number 21-75-077-4487325
April 1, 2012 - March 29, 2013

Summary

*Transaction summary - measured by
original value at PNC*

	This period
Beginning original value	\$16,288,334.18
Additions	
Purchases	\$16,903,470.61
Pending purchases	2,499,128.70
Disbursements	
Sales	- \$11,108,495.53
Change in cash	-
Net pending trades	- 2,499,128.70
Ending original value	\$22,083,309.26

*Transaction summary - measured by
market value*

	This period
Beginning market value	\$17,443,075.99
Additions	
Purchases	\$16,903,470.61
Pending purchases	2,499,128.70
Disbursements	
Sales	- \$11,226,159.69
Net gain/loss on current holdings	1,016,568.07
Net pending trades	- 2,499,128.70
Ending market value	\$24,136,954.98
Accrued income on March 29	\$21,934.16
Total account value	\$24,158,889.14

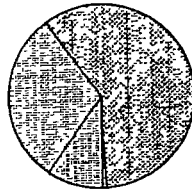


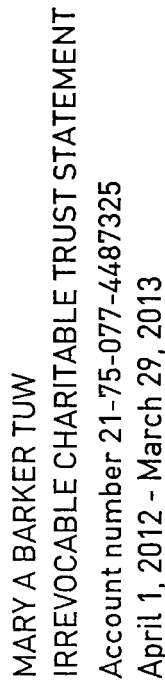
MARY A BARKER TUW
IRREVOCABLE CHARITABLE TRUST STATEMENT
Account number 21-75-077-4487325
April 1, 2012 - March 29, 2013

Analysis

Asset allocation

	Mar 29, 2013
Cash and cash equivalents	11.23 %
Mutual funds	11.23 %
Fixed Income	33.21 %
Etf's	4.16 %
Mutual funds	29.06 %
Equities	65.91 %
Etf's	13.59 %
Mutual funds	52.32 %
Other assets	<.01%





Portfolio

Cash and cash equivalents

Mutual funds - money market

Mutual funds - money market									
Description	Market value last period		Current market value	% of total portfolio	Total original value at PNC	Unrealized gain/loss	Current yield	Estimated annual income	Accrued income
	Quantity	price per unit							
PNC MONEY MARKET FUND									
FUND #417	\$609,685.31	\$609,685.31	\$1,000.00	2.53 %	\$609,685.31		0.06 %	\$304.87	\$7.54
PNC MONEY MARKET FUND									
FUND #417	2,100,718.09	2,100,718.09	1,000.00	8.71 %	2,100,718.09		0.06 %	1,050.46	29.04
total mutual funds - money market			\$2,710,403.40	11.23 %	\$2,710,403.40		0.05 %	\$1,355.33	\$36.58

Total cash and cash equivalents

\$2,710,403.40	11.23 %	\$2,710,403.40	0.05 %	\$1,355.33	\$36.58
----------------	---------	----------------	--------	------------	---------

Fixed income

Etf - fixed income

Etf - fixed income						
Description (Symbol)	Market value last period	Quantity	Current market value	% of total portfolio	Avg original value at PNC per unit	Total original value at PNC
			price per unit			
ISHARES IBOX \$ INVESTOP (LOD)	\$1,003,796.26	8,364	\$1,002,843.60	4.16 %	\$1,003,796.26	
INVESTMENT GRADE CORP BD FD			\$119,9000		\$120.01	
ETF						
					Unrealized gain/loss	Estimated annual income
					- \$952.66	\$38,056.20
					Current yield	Accrued income
					3.80 %	



MARY A BARKER TUW
 IRREVOCABLE CHARITABLE TRUST STATEMENT
 Account number 21-75-077-4487325
 April 1, 2012 - March 29, 2013

Detail

Mutual funds - fixed income

Description (Symbol)	Market value last period	Current market value	% of total portfolio	Avg original value at PNC	Unrealized gain/loss	Current yield	Estimated annual income	Accrued income
EATON VANCE FLOATING RATE (EIBLX) FUND CLASS I FUND #924	Quantity \$200,000.00 21,978.022	Current price per unit \$202,417.58 \$9,2100	0.84 %	\$200,000.00 \$9.10	\$2,417.58	4.35 %	\$8,791.21	\$672.39
FIDELITY ADVISOR FLOATING HIGH (FFRIX) INCOME FUND I FUND #279	879,162.63 89,619.025	894,397.87 9,9800	3.71 %	886,332.16 9.89	8,065.71	3.16 %	28,229.99	2,289.67
PIMCO FDS (PTTRX) TOTAL RETURN BD FUND INSTL CLASS, FD #35	3,050,000.00 267,559.076	3,007,364.01 11,2400	12.46 %	3,050,000.00 11.40	-42,635.99	2.98 %	89,364.73	7,284.03
PNC BOND FUND (PFDIX) CLASS I FUND #403	2,146,617.96 201,495.219	2,143,909.13 10,6400	8.89 %	2,110,531.11 10.47	33,378.02	2.33 %	49,769.32	4,684.68
TEMPLETON GLOBAL BOND FUND AD (TGBAX) FUND #616	748,571.43 57,142.857	765,714.28 13,4000	3.18 %	800,000.00 14.00	-34,285.72	5.80 %	44,400.00	
Total mutual funds - fixed income		\$7,013,802.87	29.06 %	\$7,046,863.27	- \$33,060.40	3.15 %	\$220,555.25	\$14,930.77

Total fixed income

		\$8,016,646.47	33.21 %	\$8,050,659.53	- \$34,013.06	3.23 %	\$258,611.45	\$14,930.77
--	--	----------------	---------	----------------	---------------	--------	--------------	-------------

Equities
 Etf - equity

Description (Symbol)	Market value last period	Current market value	% of total portfolio	Avg original value at PNC	Unrealized gain/loss	Current yield	Estimated annual income	Accrued income
ISHARES TR MSCI EMERGING MKTS (EEM) INDEX FD ETF	Quantity \$498,841.79 11,243	Current price per unit \$480,863.11 \$42,7700	2.00 %	\$498,841.79 \$44.37	-\$17,978.68	1.75 %	\$8,376.04	
ISHARES RUSSELL 1000 (IWD) VALUE INDEX FUND ETF	1,495,332.44 18,525	1,503,674.25 81,1700	6.23 %	1,495,332.44 80.72	8,341.81	2.10 %	31,511.03	



MARY A BARKER TUW
IRREVOCABLE CHARITABLE TRUST STATEMENT
Account number 21-75-077-4487325
April 1, 2012 - March 29, 2013

Detail

Equities

Etf - equity

Description (Symbol)	Market value last period	Current market value	% of total portfolio	Avg. original value at PNC	Unrealized gain/loss	Current yield	Estimated annual income	Accrued income
ISHARES RUSSELL 1000 GROWTH (IWF) INDEX FUND	Quantity 699,651.92 10,604	Current price per unit 754,807.48 71,3700	3 14 %	699,651.92 65.98	57,155.56	1.58 %	11,887.08	2,433.62
ISHARES DOW JONES U S REAL (IYR) ESTATE INDEX FUND	483,271.36 7,757	538,956.36 69,4800	2 24 %	468,101.59 60.35	70,854.77	3.53 %	18,996.89	4,533.19

Total etf - equity

\$3,280,301.20 \$3,161,927.74 \$118,373.46 2.16 % \$70,771.04 \$6,966.81

Mutual funds - equity

Description (Symbol)	Market value last period	Current market value	% of total portfolio	Avg. original value at PNC	Unrealized gain/loss	Current yield	Estimated annual income	Accrued income
MFS VALUE FUND CLASS I (MEIIX)	Quantity \$3,000,000.00 106,157.113	Current price per unit \$3,018,046.72 \$28,4300	12 51 %	\$3,000,000.00 \$28.26	\$18,046.72	1 90 %	\$57,324.84	
PNC INTERNATIONAL EQUITY FUND (PIUIX) CLASS I FUND 409	2,152,339.75 145,255.332	2,406,880.85 16.5700	9 98 %	1,700,494.44 11.71	706,386.41	0.81 %	19,318.96	
PNC SMALL CAP CORE FUND (PPCIX) CLASS I FUND #426	1,601,526.67 116,985.147	1,974,709.28 16.8800	8.19 %	1,008,952.85 8.62	965,756.43			
T ROWE PRICE EQUITY INCOME FUND (PRFDX) SH BEN INT FUND #71	1,200,000.00 41,166.381	1,205,351.64 29.2800	5 00 %	1,200,000.00 29.15	5,351.64	1 92 %	23,053.17	
TOUCHSTONE SANDS CAPITAL SELECT (CFSIX) GROWTH FD CLASSY FUND #342	3,750,000.00 294,348.509	4,023,744.12 13.6700	16 68 %	3,750,000.00 12.74	273,744.12			

Total mutual funds - equity

\$12,628,732.61 \$10,659,447.29 \$1,969,285.32 0.79 % \$99,696.97

Total equities

\$15,909,033.81 \$13,821,375.03 \$2,087,658.78 1.07 % \$170,468.01 \$6,966.81



MARY A BARKER TUW
 IRREVOCABLE CHARITABLE TRUST STATEMENT
 Account number 21-75-077-4487325
 April 1, 2012 - March 29, 2013

Detail

Mutual funds - equity

Description (Symbol)	Market value last period		Quantity	Current market value		% of total portfolio	Total original value at PNC		Avg original value at PNC per unit	Unrealized gain/loss	Current yield	Estimated annual income	Accrued income
Total portfolio						10.35 %	\$24,582,437.96		\$2,053,645.72		1.62 %	\$430,434.79	\$21,934.16
Net pending trades						- 10.35 %	- \$2,499,128.70						
Total - Including net pending trades						100.00 %	\$22,083,309.26			\$2,053,645.72	1.78 %	\$430,434.79	\$21,934.16

Pending Trades

Purchases

Description	Trade date	Settle date	Quantity	Price per unit	Cash	Original Value at PNC	Market value
ISHARES IBOXX \$ INVESTOP	03/27/13	04/02/13	8,364	\$119.9839	- \$1,003,796.26	\$1,003,796.26	\$1,003,796.26
INVESTMENT GRADE CORP BD FD							
ETF							
ISHARES RUSSELL 1000	03/27/13	04/02/13	18,525	80.6897	- 1,495,332.44	1,495,332.44	1,495,332.44
VALUE INDEX FUND							
ETF							
Total pending purchases					- \$2,499,128.70	\$2,499,128.70	\$2,499,128.70
Net pending trades					- \$2,499,128.70	\$2,499,128.70	\$2,499,128.70



MARY A BARKER TUW MCFO
IRREVOCABLE CHARITABLE TRUST STATEMENT
Account number 21-75-858-4487325
April 1, 2012 - March 29, 2013

Summary

Portfolio value

Value on March 29	\$1,987.14
Value on April 1	6,065,345.27
Change in value	-\$4,063,358.13

Portfolio value by asset class

	Value Mar 29	Value Apr. 1	Change in value	Original value at PNC
Principal				
Cash and cash equivalents	\$1,987.14	\$379,361.95	-\$377,374.81	\$1,987.14
Equities	-	5,685,983.32	- 5,685,983.32	-
Total	\$1,987.14	\$6,065,345.27	-\$4,063,358.13	\$1,987.14



MARY A BARKER TUW MCFO
 IRREVOCABLE CHARITABLE TRUST STATEMENT
 Account number 21-75-858-4487325
 April 1, 2012 - March 29, 2013

Summary

Change in account value

	This period
Beginning account value	\$6,078,148.73
Additions	
Investment income	\$140,199.10
Other receipts	390,166.96
Disbursements	
Fees and charges	-\$108,909.06
Other disbursements	-7,103,017.49
Change in value of investments	618,202.36
Net accrued income	-3,192.30
Ending account value	\$11,598.30

Gain/loss summary

	Net realized gain/loss	Net unrealized gain/loss
	This period	Since acquisition
Equities	\$1,212,789.93	
Total	\$1,212,789.93	\$0.00

Accrued income summary

Accrued income on March 29	\$9,611.16
Accrued income on April 01	12,803.46
Net accrued income	\$3,192.30

Investment income summary

	This period	Estimated annual income	Accrued income this period
Income-cash and cash equivalents	\$227.37	\$0.99	\$24.48
Dividends-equities	139,971.73	-	9,586.68
Total	\$140,199.10	\$0.99	\$9,611.16



MARY A BARKER TUW MCFO
IRREVOCABLE CHARITABLE TRUST STATEMENT
Account number 21-75-858-4487325
April 1, 2012 - March 29, 2013

Summary

Transaction summary - measured by cash balance

	This period
Beginning cash balance	\$0.00
Additions	
Investment income	\$140,199.10
Sales and maturities	8,554,928.87
Other receipts	390,166.96
Disbursements	
Purchases	-\$1,873,368.38
Fees and charges	- 108,909.06
Other disbursements	- 7,103,017.49
Ending cash balance	\$0.00
Change in cash	-



MARY A BARKER TUW MCFO
IRREVOCABLE CHARITABLE TRUST STATEMENT
Account number 21-75-858-4487325
April 1, 2012 - March 29, 2013

Summary

*Transaction summary - measured by
original value at PNC*

	This period
Beginning original value	\$5,470,757.70
Additions	
Purchases	\$1,873,368.38
Disbursements	
Sales	-\$7,342,138.94
Change in cash	-
Ending original value	\$1,987.14

*Transaction summary - measured by
market value*

	This period
Beginning market value	\$6,065,345.27
Additions	
Purchases	\$1,873,368.38
Disbursements	
Sales	-\$7,936,726.51
Ending market value	\$1,987.14
Accrued income on March 29	\$9,611.16
Total account value	\$11,598.30




MARY A BARKER TUW MCFO
 IRREVOCABLE CHARITABLE TRUST STATEMENT
 Account number 21-75-858-4487325
 April 1, 2012 - March 29, 2013

Analysis

Asset allocation

	Mar 29, 2013
Cash and cash equivalents	100.00 %
Mutual funds	100.00 %
Equities	<.01 %
Stock	<.01 %



Equity sectors

	Market value	% of equities	% of total portfolio
Consumer discretionary	\$0.00	0.00 %	0.00 %
Consumer staples	0.00	0.00 %	0.00 %
Financial	0.00	0.00 %	0.00 %
Information technology	0.00	0.00 %	0.00 %
Health care	0.00	0.00 %	0.00 %
Total	\$0.00	100.00 %	0.00 %



MARY A BARKER TUW MCFO
 IRREVOCABLE CHARITABLE TRUST STATEMENT
 Account number 21-75-858-4487325
 April 1, 2012 - March 29, 2013

Detail

Portfolio

Cash and cash equivalents
 Mutual funds - money market

Description	Market value last period		Current market value		% of total portfolio	Total original value at PNC	Avg original value at PNC per unit	Unrealized gain/loss	Current yield	Estimated annual income	Accrued income
	Quantity	price per unit	Quantity	price per unit							
PNC MONEY MARKET FUND #417	1,987.14	\$1,987.14	1,987.14	\$1,987.14	100.01 %	\$1,987.14	\$1,987.14		0.05 %	\$0.99	
PNC MONEY MARKET FUND #417	0		0	1.0000	0.01 %	\$1.00					24.48
Total mutual funds - money market				\$1,987.14	100.00 %	\$1,987.14			0.05 %	\$0.99	\$24.48

Total cash and cash equivalents

					100.00 %	\$1,987.14			0.05 %	\$0.99	\$24.48
--	--	--	--	--	----------	------------	--	--	--------	--------	---------

Equities

Stocks
 Consumer discretionary

Description (Symbol)	Market value last period		Current market value		% of total portfolio	Total original value at PNC	Avg original value at PNC per unit	Unrealized gain/loss	Current yield	Estimated annual income	Accrued income
	Quantity	price per unit	Quantity	price per unit							
COACH INC (COH)	0		0	\$49.9900	0.01 %						\$531.00

Consumer staples

Description (Symbol)	Market value last period		Current market value		% of total portfolio	Total original value at PNC	Avg original value at PNC per unit	Unrealized gain/loss	Current yield	Estimated annual income	Accrued income
	Quantity	price per unit	Quantity	price per unit							
WAL-MART STORES INC (WMT)	0		0	\$74.8300	0.01 %						\$368.48



MARY A BARKER TUW MCFO
 IRREVOCABLE CHARITABLE TRUST STATEMENT
 Account number 21-75-858-4487325
 April 1, 2012 - March 29, 2013

Detail

Financial

Description (Symbol)	Market value last period		Current market value		% of total portfolio	Total original value at PNC	Avg. original value at PNC per unit	Unrealized gain/loss	Current yield	Estimated annual income	Accrued income
	Quantity	Price per unit	Quantity	Price per unit							
CHUBB CORP (CB)	0	\$0.00	0	\$87.5300	0.01 %						\$1,474.44
NORTHERN TRUST CORP (NTRS)	0		0	54.5590	0.01 %						1,029.60
Total financial				\$0.00							\$2,504.04

Health care

Description (Symbol)	Market value last period		Current market value		% of total portfolio	Total original value at PNC	Avg. original value at PNC per unit	Unrealized gain/loss	Current yield	Estimated annual income	Accrued income
	Quantity	Price per unit	Quantity	Price per unit							
MERCK & CO INC (MRK)	0	\$0.00	0	\$44.2000	0.01 %						\$4,401.91

Information technology

Description (Symbol)	Market value last period		Current market value		% of total portfolio	Total original value at PNC	Avg. original value at PNC per unit	Unrealized gain/loss	Current yield	Estimated annual income	Accrued income
	Quantity	Price per unit	Quantity	Price per unit							
ACTIVISION BLIZZARD INC (ATVI)	0	\$0.00	0	\$14.5700	0.01 %						\$1,781.25
Total stocks				\$0.00							\$9,586.68

Total equities

Total equities				\$0.00							\$9,586.68
-----------------------	--	--	--	---------------	--	--	--	--	--	--	-------------------

Total portfolio				\$1,987.14	100.00 %				0.05 %	\$0.99	\$9,611.66
------------------------	--	--	--	-------------------	-----------------	--	--	--	---------------	---------------	-------------------

FORM 990-PF	DIVIDENDS AND INTEREST FROM SECURITIES	STATEMENT	1
-------------	--	-----------	---

SOURCE	GROSS AMOUNT	CAPITAL GAINS DIVIDENDS	COLUMN (A) AMOUNT
TRUST INVESTMENT INCOME	583,846.	0.	583,846.
TOTAL TO FM 990-PF, PART I, LN 4	583,846.	0.	583,846.

FORM 990-PF	OTHER INCOME	STATEMENT	2
-------------	--------------	-----------	---

DESCRIPTION	(A) REVENUE PER BOOKS	(B) NET INVEST- MENT INCOME	(C) ADJUSTED NET INCOME
II SC REVENUE	557.	557.	
TOTAL TO FORM 990-PF, PART I, LINE 11	557.	557.	

FORM 990-PF	TAXES			STATEMENT	3
DESCRIPTION	(A) EXPENSES PER BOOKS	(B) NET INVEST- MENT INCOME	(C) ADJUSTED NET INCOME	(D) CHARITABLE PURPOSES	
PRIOR YEAR TAX BALANCE DUE	40,808.	0.		0.	
ESTIMATED TAX PAID	40,000.	0.		0.	
NO FORM 990-PF, PG 1, LN 18	80,808.	0.		0.	

FORM 990-PF	OTHER EXPENSES			STATEMENT	4
DESCRIPTION	(A) EXPENSES PER BOOKS	(B) NET INVEST- MENT INCOME	(C) ADJUSTED NET INCOME	(D) CHARITABLE PURPOSES	
MISC EXPENSE	50.	50.		0.	
NO FORM 990-PF, PG 1, LN 23	50.	50.		0.	

FORM 990-PF	OTHER INCREASES IN NET ASSETS OR FUND BALANCES	STATEMENT	5
DESCRIPTION		AMOUNT	
REFUNDS		915.	
PENDING SECURITIES TRANSACTIONS		2,499,128.	
TOTAL TO FORM 990-PF, PART III, LINE 3		2,500,043.	

FORM 990-PF	OTHER INVESTMENTS	STATEMENT	6
-------------	-------------------	-----------	---

DESCRIPTION	VALUATION METHOD	BOOK VALUE	FAIR MARKET VALUE
FIXED INCOME	COST	8,050,660.	8,016,646.
EQUITIES	COST	13,821,375.	15,909,034.
TOTAL TO FORM 990-PF, PART II, LINE 13		21,872,035.	23,925,680.
