



See a Social Security Number? Say Something!
Report Privacy Problems to <https://public.resource.org/privacy>
Or call the IRS Identity Theft Hotline at 1-800-908-4490



Form

990-PF

Department of the Treasury
Internal Revenue Service

Return of Private Foundation
or Section 4947(a)(1) Nonexempt Charitable Trust
Treated as a Private Foundation

Note. The foundation may be able to use a copy of this return to satisfy state reporting requirements

OMB No 1545-0052










2012



Open to Public Inspection

For calendar year 2012, or tax year beginning 04-01-2012 , and ending 03-31-2013

Name of foundation BOSTON BAPTIST SOCIAL UNION		A Employer identification number 04-6034977	
% THE ORGANIZATION		B Telephone number (see instructions) (781) 662-6262	
Number and street (or P O box number if mail is not delivered to street address) 179 GREEN STREET Suite 2		Room/suite	
City or town, state, and ZIP code MELROSE, MA 021761922		C If exemption application is pending, check here <input type="checkbox"/>	
G Check all that apply <input type="checkbox"/> Initial return <input type="checkbox"/> Final return <input type="checkbox"/> Address change		<input type="checkbox"/> Initial return of a former public charity <input type="checkbox"/> Amended return <input type="checkbox"/> Name change	
H Check type of organization <input checked="" type="checkbox"/> Section 501(c)(3) exempt private foundation <input type="checkbox"/> Section 4947(a)(1) nonexempt charitable trust <input type="checkbox"/> Other taxable private foundation		D 1. Foreign organizations, check here <input type="checkbox"/> 2. Foreign organizations meeting the 85% test, check here and attach computation <input type="checkbox"/>	
I Fair market value of all assets at end of year (from Part II, col. (c), line 16) \$ 18,512,775		J Accounting method <input type="checkbox"/> Cash <input checked="" type="checkbox"/> Accrual <input type="checkbox"/> Other (specify) (Part I, column (d) must be on cash basis.)	
E If private foundation status was terminated under section 507(b)(1)(A), check here <input type="checkbox"/>		F If the foundation is in a 60-month termination under section 507(b)(1)(B), check here <input type="checkbox"/>	

Part I Analysis of Revenue and Expenses <small>(The total of amounts in columns (b), (c), and (d) may not necessarily equal the amounts in column (a) (see instructions))</small>		(a) Revenue and expenses per books	(b) Net investment income	(c) Adjusted net income	(d) Disbursements for charitable purposes (cash basis only)
Revenue	1 Contributions, gifts, grants, etc , received (attach schedule)	0			
	2 Check <input type="checkbox"/> if the foundation is not required to attach Sch B				
	3 Interest on savings and temporary cash investments	40	40		
	4 Dividends and interest from securities.	819,070	789,619		
	5a Gross rents				
	b Net rental income or (loss) _____				
	6a Net gain or (loss) from sale of assets not on line 10	-307			
	b Gross sales price for all assets on line 6a _____ 1,124,933				
	7 Capital gain net income (from Part IV , line 2)		0		
	8 Net short-term capital gain				
	9 Income modifications				
	10a Gross sales less returns and allowances				
Operating and Administrative Expenses	b Less Cost of goods sold				
	c Gross profit or (loss) (attach schedule)				
	11 Other income (attach schedule)	16,655		16,655	
	12 Total. Add lines 1 through 11	835,458	789,659	16,655	
	13 Compensation of officers, directors, trustees, etc	30,500			11,500
	14 Other employee salaries and wages				
	15 Pension plans, employee benefits				
	16a Legal fees (attach schedule)				
	b Accounting fees (attach schedule)	17,687	0	0	0
	c Other professional fees (attach schedule)				
	17 Interest				
	18 Taxes (attach schedule) (see instructions)	9,486			
	19 Depreciation (attach schedule) and depletion				
	20 Occupancy	6,300			3,150
	21 Travel, conferences, and meetings	172,652	792	16,655	22,103
	22 Printing and publications	3,787			
	23 Other expenses (attach schedule)	161,354	300		
	24 Total operating and administrative expenses. Add lines 13 through 23	401,766	1,092	16,655	36,753
	25 Contributions, gifts, grants paid	718,300			718,300
	26 Total expenses and disbursements. Add lines 24 and 25	1,120,066	1,092	16,655	755,053
	27 Subtract line 26 from line 12				
	a Excess of revenue over expenses and disbursements	-284,608			
	b Net investment income (if negative, enter -0-)		788,567		
	c Adjusted net income (if negative, enter -0-)				

Part II Balance Sheets		Attached schedules and amounts in the description column should be for end-of-year amounts only (See instructions)	Beginning of year	End of year	
			(a) Book Value	(b) Book Value	(c) Fair Market Value
Assets	1	Cash—non-interest-bearing	9,191	282,508	282,508
	2	Savings and temporary cash investments	89,256	53,225	53,225
	3	Accounts receivable ▶ _____ Less allowance for doubtful accounts ▶ _____			
	4	Pledges receivable ▶ _____ Less allowance for doubtful accounts ▶ _____			
	5	Grants receivable			
	6	Receivables due from officers, directors, trustees, and other disqualified persons (attach schedule) (see page 15 of the instructions)			
	7	Other notes and loans receivable (attach schedule) ▶ _____ Less allowance for doubtful accounts ▶ _____			
	8	Inventories for sale or use			
	9	Prepaid expenses and deferred charges	5,814	114	114
	10a	Investments—U S and state government obligations (attach schedule)	189,760	 183,560	183,560
	b	Investments—corporate stock (attach schedule)	12,887,415	 15,066,238	15,066,238
	c	Investments—corporate bonds (attach schedule)	2,117,535	 1,592,764	1,592,764
	11	Investments—land, buildings, and equipment basis ▶ _____ Less accumulated depreciation (attach schedule) ▶ _____			
	12	Investments—mortgage loans			
	13	Investments—other (attach schedule)	1,393,137	 1,334,365	1,334,365
	14	Land, buildings, and equipment basis ▶ _____ Less accumulated depreciation (attach schedule) ▶ _____			
15	Other assets (describe ▶ _____)	 1	 1	 1	
16	Total assets (to be completed by all filers—see the instructions Also, see page 1, item I)	16,692,109	18,512,775	18,512,775	
Liabilities	17	Accounts payable and accrued expenses	2,476		
	18	Grants payable			
	19	Deferred revenue			
	20	Loans from officers, directors, trustees, and other disqualified persons			
	21	Mortgages and other notes payable (attach schedule)			
	22	Other liabilities (describe ▶ _____)	 75,859	 97,004	
	23	Total liabilities (add lines 17 through 22)	78,335	97,004	
Net Assets or Fund Balances	Foundations that follow SFAS 117, check here ▶ <input checked="" type="checkbox"/> and complete lines 24 through 26 and lines 30 and 31.				
	24	Unrestricted	2,368,089	3,277,291	
	25	Temporarily restricted	12,553,920	13,404,132	
	26	Permanently restricted	1,691,765	1,734,348	
	Foundations that do not follow SFAS 117, check here ▶ <input type="checkbox"/> and complete lines 27 through 31.				
	27	Capital stock, trust principal, or current funds			
	28	Paid-in or capital surplus, or land, bldg , and equipment fund			
	29	Retained earnings, accumulated income, endowment, or other funds			
	30	Total net assets or fund balances (see page 17 of the instructions)	16,613,774	18,415,771	
	31	Total liabilities and net assets/fund balances (see page 17 of the instructions)	16,692,109	18,512,775	

Part III Analysis of Changes in Net Assets or Fund Balances		
1	Total net assets or fund balances at beginning of year—Part II, column (a), line 30 (must agree with end-of-year figure reported on prior year’s return)	1 16,613,774
2	Enter amount from Part I, line 27a	2 -284,608
3	Other increases not included in line 2 (itemize) ▶ 	3 2,112,659
4	Add lines 1, 2, and 3	4 18,441,825
5	Decreases not included in line 2 (itemize) ▶ 	5 26,054
6	Total net assets or fund balances at end of year (line 4 minus line 5)—Part II, column (b), line 30	6 18,415,771

Part IV Capital Gains and Losses for Tax on Investment Income

(a) List and describe the kind(s) of property sold (e g , real estate, 2-story brick warehouse, or common stock, 200 shs MLC Co)		(b) How acquired P—Purchase D—Donation	(c) Date acquired (mo , day, yr)	(d) Date sold (mo , day, yr)
1a	See Additional Data Table			
b				
c				
d				
e				

(e) Gross sales price	(f) Depreciation allowed (or allowable)	(g) Cost or other basis plus expense of sale	(h) Gain or (loss) (e) plus (f) minus (g)
a See Additional Data Table			
b			
c			
d			
e			

Complete only for assets showing gain in column (h) and owned by the foundation on 12/31/69			(l) Gains (Col (h) gain minus col (k), but not less than -0-) or Losses (from col (h))
(i) F M V as of 12/31/69	(j) Adjusted basis as of 12/31/69	(k) Excess of col (i) over col (j), if any	
a See Additional Data Table			
b			
c			
d			
e			

2	Capital gain net income or (net capital loss)	{ If gain, also enter in Part I, line 7 If (loss), enter -0- in Part I, line 7 }	2	-307
3	Net short-term capital gain or (loss) as defined in sections 1222(5) and (6) If gain, also enter in Part I, line 8, column (c) (see instructions) If (loss), enter -0- in Part I, line 8		3	

Part V Qualification Under Section 4940(e) for Reduced Tax on Net Investment Income

(For optional use by domestic private foundations subject to the section 4940(a) tax on net investment income)

If section 4940(d)(2) applies, leave this part blank

Was the foundation liable for the section 4942 tax on the distributable amount of any year in the base period? ☐ Yes ☒ No

If "Yes," the foundation does not qualify under section 4940(e) Do not complete this part

1 Enter the appropriate amount in each column for each year, see page 18 of the instructions before making any entries

(a) Base period years Calendar year (or tax year beginning in)	(b) Adjusted qualifying distributions	(c) Net value of noncharitable-use assets	(d) Distribution ratio (col (b) divided by col (c))
2011	774,300	15,964,814	0 0485
2010	684,531	15,100,535	0 045332
2009	693,771	14,434,660	0 048063
2008	481,782	15,156,669	0 031787
2007			

2	Total of line 1, column (d).	2	0 173682
3	Average distribution ratio for the 5-year base period—divide the total on line 2 by 5, or by the number of years the foundation has been in existence if less than 5 years	3	0 043421
4	Enter the net value of noncharitable-use assets for 2012 from Part X, line 5.	4	17,100,967
5	Multiply line 4 by line 3.	5	742,541
6	Enter 1% of net investment income (1% of Part I, line 27b).	6	7,886
7	Add lines 5 and 6.	7	750,427
8	Enter qualifying distributions from Part XII, line 4.	8	755,053

If line 8 is equal to or greater than line 7, check the box in Part VI, line 1b, and complete that part using a 1% tax rate See the Part VI instructions

Part VIExcise Tax Based on Investment Income (Section 4940(a), 4940(b), 4940(e), or 4948—see page 18 of the instructions)

1a		Exempt operating foundations described in section 4940(d)(2), check here <input type="checkbox"/> and enter "N/A" on line 1			
		Date of ruling or determination letter _____ (attach copy of letter if necessary—see instructions)			
b		Domestic foundations that meet the section 4940(e) requirements in Part V, check here <input checked="" type="checkbox"/> and enter 1% of Part I, line 27b		1	7,886
c		All other domestic foundations enter 2% of line 27b Exempt foreign organizations enter 4% of Part I, line 12, col (b)			
2		Tax under section 511 (domestic section 4947(a)(1) trusts and taxable foundations only Others enter -0-)		2	
3		Add lines 1 and 2.		3	7,886
4		Subtitle A (income) tax (domestic section 4947(a)(1) trusts and taxable foundations only Others enter -0-)		4	
5		Tax based on investment income. Subtract line 4 from line 3 If zero or less, enter -0-		5	7,886
6		Credits/Payments			
a		2012 estimated tax payments and 2011 overpayment credited to 2012	6a	8,000	
b		Exempt foreign organizations—tax withheld at source	6b		
c		Tax paid with application for extension of time to file (Form 8868)	6c	10,000	
d		Backup withholding erroneously withheld	6d		
7		Total credits and payments Add lines 6a through 6d.		7	18,000
8		Enter any penalty for underpayment of estimated tax Check here <input type="checkbox"/> if Form 2220 is attached		8	
9		Tax due. If the total of lines 5 and 8 is more than line 7, enter amount owed		9	
10		Overpayment. If line 7 is more than the total of lines 5 and 8, enter the amount overpaid.		10	10,114
11		Enter the amount of line 10 to be Credited to 2013 estimated tax <input type="checkbox"/> 10,114	Refunded <input type="checkbox"/>	11	

Part VII-AStatements Regarding Activities

1a	During the tax year, did the foundation attempt to influence any national, state, or local legislation or did it participate or intervene in any political campaign? <input checked="" type="checkbox"/>		Yes	No
		1a		No
b	Did it spend more than \$100 during the year (either directly or indirectly) for political purposes (see page 19 of the instructions for definition)?			No
	If the answer is "Yes" to 1a or 1b, attach a detailed description of the activities and copies of any materials published or distributed by the foundation in connection with the activities.			
c	Did the foundation file Form 1120-POL for this year?.	1c		No
d	Enter the amount (if any) of tax on political expenditures (section 4955) imposed during the year (1) On the foundation <input type="checkbox"/> \$ _____ (2) On foundation managers <input type="checkbox"/> \$ _____			
e	Enter the reimbursement (if any) paid by the foundation during the year for political expenditure tax imposed on foundation managers <input type="checkbox"/> \$ _____			
2	Has the foundation engaged in any activities that have not previously been reported to the IRS?	2		No
	If "Yes," attach a detailed description of the activities.			
3	Has the foundation made any changes, not previously reported to the IRS, in its governing instrument, articles of incorporation, or bylaws, or other similar instruments? If "Yes," attach a conformed copy of the changes <input checked="" type="checkbox"/>	3		No
4a	Did the foundation have unrelated business gross income of \$1,000 or more during the year?.	4a		No
b	If "Yes," has it filed a tax return on Form 990-T for this year?.	4b		
5	Was there a liquidation, termination, dissolution, or substantial contraction during the year?	5		No
	If "Yes," attach the statement required by General Instruction T. <input checked="" type="checkbox"/>			
6	Are the requirements of section 508(e) (relating to sections 4941 through 4945) satisfied either			
	• By language in the governing instrument, or			
	• By state legislation that effectively amends the governing instrument so that no mandatory directions that conflict with the state law remain in the governing instrument?	6	Yes	
7	Did the foundation have at least \$5,000 in assets at any time during the year? If "Yes," complete Part II, col (c), and Part XV	7	Yes	
8a	Enter the states to which the foundation reports or with which it is registered (see instructions) <input type="checkbox"/> MA _____			
b	If the answer is "Yes" to line 7, has the foundation furnished a copy of Form 990-PF to the Attorney General (or designate) of each state as required by General Instruction G? If "No," attach explanation .	8b	Yes	
9	Is the foundation claiming status as a private operating foundation within the meaning of section 4942(j)(3) or 4942(j)(5) for calendar year 2012 or the taxable year beginning in 2012 (see instructions for Part XIV)? If "Yes," complete Part XIV	9		No
10	Did any persons become substantial contributors during the tax year? If "Yes," attach a schedule listing their names and addresses	10		No

Part VII-A

Statements Regarding Activities (continued)

11	At any time during the year, did the foundation, directly or indirectly, own a controlled entity within the meaning of section 512(b)(13)? If "Yes," attach schedule (see instructions).	11		No
12	Did the foundation make a distribution to a donor advised fund over which the foundation or a disqualified person had advisory privileges? If "Yes," attach statement (see instructions)	12		No
13	Did the foundation comply with the public inspection requirements for its annual returns and exemption application?	13	Yes	
Website address ▶BBSU ORG				
14	The books are in care of ▶THE ORGANIZATION Telephone no ▶(781) 662-6262			
	Located at ▶179 GREEN STREET SUITE 2 MELROSE MA ZIP +4 ▶021761922			
15	Section 4947(a)(1) nonexempt charitable trusts filing Form 990-PF in lieu of Form 1041 —Check here ▶	and enter the amount of tax-exempt interest received or accrued during the year ▶		
		15		
16	At any time during calendar year 2012, did the foundation have an interest in or a signature or other authority over a bank, securities, or other financial account in a foreign country?	16		No
See instructions for exceptions and filing requirements for Form TD F 90-22.1 If "Yes", enter the name of the foreign country ▶				

Part VII-B

Statements Regarding Activities for Which Form 4720 May Be Required

File Form 4720 if any item is checked in the "Yes" column, unless an exception applies.			Yes	No
1a	During the year did the foundation (either directly or indirectly)			
	(1) Engage in the sale or exchange, or leasing of property with a disqualified person? <input type="checkbox"/> Yes <input checked="" type="checkbox"/> No			
	(2) Borrow money from, lend money to, or otherwise extend credit to (or accept it from) a disqualified person? <input type="checkbox"/> Yes <input checked="" type="checkbox"/> No			
	(3) Furnish goods, services, or facilities to (or accept them from) a disqualified person? <input type="checkbox"/> Yes <input checked="" type="checkbox"/> No			
	(4) Pay compensation to, or pay or reimburse the expenses of, a disqualified person? <input type="checkbox"/> Yes <input checked="" type="checkbox"/> No			
	(5) Transfer any income or assets to a disqualified person (or make any of either available for the benefit or use of a disqualified person)? <input type="checkbox"/> Yes <input checked="" type="checkbox"/> No			
	(6) Agree to pay money or property to a government official? (Exception. Check "No" if the foundation agreed to make a grant to or to employ the official for a period after termination of government service, if terminating within 90 days). <input type="checkbox"/> Yes <input checked="" type="checkbox"/> No			
b	If any answer is "Yes" to 1a(1)–(6), did any of the acts fail to qualify under the exceptions described in Regulations section 53.4941(d)-3 or in a current notice regarding disaster assistance (see page 20 of the instructions)? . . . Organizations relying on a current notice regarding disaster assistance check here. ▶ <input type="checkbox"/>	1b		
c	Did the foundation engage in a prior year in any of the acts described in 1a, other than excepted acts, that were not corrected before the first day of the tax year beginning in 2012?	1c		No
2	Taxes on failure to distribute income (section 4942) (does not apply for years the foundation was a private operating foundation defined in section 4942(j)(3) or 4942(j)(5))			
a	At the end of tax year 2012, did the foundation have any undistributed income (lines 6d and 6e, Part XIII) for tax year(s) beginning before 2012? <input type="checkbox"/> Yes <input checked="" type="checkbox"/> No If "Yes," list the years ▶ 20____, 20____, 20____, 20____			
b	Are there any years listed in 2a for which the foundation is not applying the provisions of section 4942(a)(2) (relating to incorrect valuation of assets) to the year's undistributed income? (If applying section 4942(a)(2) to all years listed, answer "No" and attach statement—see instructions).	2b		
c	If the provisions of section 4942(a)(2) are being applied to any of the years listed in 2a, list the years here ▶ 20____, 20____, 20____, 20____			
3a	Did the foundation hold more than a 2% direct or indirect interest in any business enterprise at any time during the year? <input type="checkbox"/> Yes <input checked="" type="checkbox"/> No			
b	If "Yes," did it have excess business holdings in 2012 as a result of (1) any purchase by the foundation or disqualified persons after May 26, 1969, (2) the lapse of the 5-year period (or longer period approved by the Commissioner under section 4943(c)(7)) to dispose of holdings acquired by gift or bequest, or (3) the lapse of the 10-, 15-, or 20-year first phase holding period? (Use Schedule C, Form 4720, to determine if the foundation had excess business holdings in 2012.).	3b		
4a	Did the foundation invest during the year any amount in a manner that would jeopardize its charitable purposes?	4a		No
b	Did the foundation make any investment in a prior year (but after December 31, 1969) that could jeopardize its charitable purpose that had not been removed from jeopardy before the first day of the tax year beginning in 2012?	4b		No

Part VII-B

Statements Regarding Activities for Which Form 4720 May Be Required (continued)

5a

During the year did the foundation pay or incur any amount to

(1)

Carry on propaganda, or otherwise attempt to influence legislation (section 4945(e))?

YesNo

(2)

Influence the outcome of any specific public election (see section 4955), or to carry on, directly or indirectly, any voter registration drive?

YesNo

(3)

Provide a grant to an individual for travel, study, or other similar purposes?

YesNo

(4)

Provide a grant to an organization other than a charitable, etc , organization described in section 509(a)(1), (2), or (3), or section 4940(d)(2)? (see instructions).

YesNo

(5)

Provide for any purpose other than religious, charitable, scientific, literary, or educational purposes, or for the prevention of cruelty to children or animals?

YesNo

5b

If any answer is "Yes" to 5a(1)–(5), did **any** of the transactions fail to qualify under the exceptions described in Regulations section 53.4945 or in a current notice regarding disaster assistance (see instructions)?

YesNo

Organizations relying on a current notice regarding disaster assistance check here.

YesNo

6a

Did the foundation, during the year, receive any funds, directly or indirectly, to pay premiums on a personal benefit contract?

YesNo

6b

Did the foundation, during the year, pay premiums, directly or indirectly, on a personal benefit contract?

YesNo

If "Yes" to 6b, file Form 8870.

7a

At any time during the tax year, was the foundation a party to a prohibited tax shelter transaction?

YesNo

7b

If yes, did the foundation receive any proceeds or have any net income attributable to the transaction?

YesNo

Part VIII

Information About Officers, Directors, Trustees, Foundation Managers, Highly Paid Employees, and Contractors

1

List all officers, directors, trustees, foundation managers and their compensation (see instructions).

(a) Name and address	(b) Title, and average hours per week devoted to position	(c) Compensation (If not paid, enter -0-)	(d) Contributions to employee benefit plans and deferred compensation	(e) Expense account, other allowances
See Additional Data Table				

2

Compensation of five highest-paid employees (other than those included on line 1—see instructions). If none, enter "NONE."

(a) Name and address of each employee paid more than \$50,000	(b) Title, and average hours per week devoted to position	(c) Compensation	(d) Contributions to employee benefit plans and deferred compensation	(e) Expense account, other allowances

Total number of other employees paid over \$50,000.

Form 990-PF (2012)

Part VIII

Information About Officers, Directors, Trustees, Foundation Managers, Highly Paid Employees, and Contractors (continued)

3 Five highest-paid independent contractors for professional services (see instructions). If none, enter "NONE".

(a) Name and address of each person paid more than \$50,000	(b) Type of service	(c) Compensation
Total number of others receiving over \$50,000 for professional services.		

Part IX-A

Summary of Direct Charitable Activities

List the foundation's four largest direct charitable activities during the tax year. Include relevant statistical information such as the number of organizations and other beneficiaries served, conferences convened, research papers produced, etc.

	Expenses
1	
2	
3	
4	

Part IX-B

Summary of Program-Related Investments (see instructions)

Describe the two largest program-related investments made by the foundation during the tax year on lines 1 and 2	Amount
1	
2	
All other program-related investments. See page 24 of the instructions	
3	
Total. Add lines 1 through 3.	

Part X

Minimum Investment Return (All domestic foundations must complete this part. Foreign foundations, see instructions.)

1	Fair market value of assets not used (or held for use) directly in carrying out charitable, etc , purposes		
a	Average monthly fair market value of securities.	1a	17,142,151
b	Average of monthly cash balances.	1b	219,237
c	Fair market value of all other assets (see instructions).	1c	0
d	Total (add lines 1a, b, and c).	1d	17,361,388
e	Reduction claimed for blockage or other factors reported on lines 1a and 1c (attach detailed explanation).	1e	
2	Acquisition indebtedness applicable to line 1 assets.	2	0
3	Subtract line 2 from line 1d.	3	17,361,388
4	Cash deemed held for charitable activities Enter 1 1/2% of line 3 (for greater amount, see instructions).	4	260,421
5	Net value of noncharitable-use assets. Subtract line 4 from line 3 Enter here and on Part V, line 4	5	17,100,967
6	Minimum investment return. Enter 5% of line 5.	6	855,048

Part XI

Distributable Amount (see instructions) (Section 4942(j)(3) and (j)(5) private operating foundations and certain foreign organizations check here ☐ and do not complete this part.)

1	Minimum investment return from Part X, line 6.	1	855,048
2a	Tax on investment income for 2012 from Part VI, line 5.	2a	7,886
b	Income tax for 2012 (This does not include the tax from Part VI).	2b	
c	Add lines 2a and 2b.	2c	7,886
3	Distributable amount before adjustments Subtract line 2c from line 1.	3	847,162
4	Recoveries of amounts treated as qualifying distributions.	4	
5	Add lines 3 and 4.	5	847,162
6	Deduction from distributable amount (see instructions).	6	
7	Distributable amount as adjusted Subtract line 6 from line 5 Enter here and on Part XIII, line 1.	7	847,162

Part XII

Qualifying Distributions (see instructions)

1	Amounts paid (including administrative expenses) to accomplish charitable, etc , purposes		
a	Expenses, contributions, gifts, etc —total from Part I, column (d), line 26.	1a	755,053
b	Program-related investments—total from Part IX-B.	1b	0
2	Amounts paid to acquire assets used (or held for use) directly in carrying out charitable, etc , purposes.	2	0
3	Amounts set aside for specific charitable projects that satisfy the		
a	Suitability test (prior IRS approval required).	3a	0
b	Cash distribution test (attach the required schedule).	3b	0
4	Qualifying distributions. Add lines 1a through 3b Enter here and on Part V, line 8, and Part XIII, line 4	4	755,053
5	Foundations that qualify under section 4940(e) for the reduced rate of tax on net investment income Enter 1% of Part I, line 27b (see instructions).	5	7,886
6	Adjusted qualifying distributions. Subtract line 5 from line 4.	6	747,167
Note: The amount on line 6 will be used in Part V, column (b), in subsequent years when calculating whether the foundation qualifies for the section 4940(e) reduction of tax in those years			

Part XIII

Undistributed Income (see instructions)

	(a) Corpus	(b) Years prior to 2011	(c) 2011	(d) 2012
1 Distributable amount for 2012 from Part XI, line 7				847,162
2 Undistributed income, if any, as of the end of 2012				
a Enter amount for 2011 only.			327,361	
b Total for prior years 2010 , 2009 , 2008				
3 Excess distributions carryover, if any, to 2012				
a From 2007.				
b From 2008.				
c From 2009.				
d From 2010.				
e From 2011.				0
f Total of lines 3a through e.	0			
4 Qualifying distributions for 2012 from Part XII, line 4 ▶ \$ 755,053				
a Applied to 2011, but not more than line 2a			327,361	
b Applied to undistributed income of prior years (Election required—see instructions).				
c Treated as distributions out of corpus (Election required—see instructions).				
d Applied to 2012 distributable amount.				427,692
e Remaining amount distributed out of corpus	0			
5 Excess distributions carryover applied to 2012 (If an amount appears in column (d), the same amount must be shown in column (a).)	0			0
6 Enter the net total of each column as indicated below:	0			
a Corpus Add lines 3f, 4c, and 4e Subtract line 5				
b Prior years' undistributed income Subtract line 4b from line 2b.				
c Enter the amount of prior years' undistributed income for which a notice of deficiency has been issued, or on which the section 4942(a) tax has been previously assessed.				
d Subtract line 6c from line 6b Taxable amount—see instructions				
e Undistributed income for 2011 Subtract line 4a from line 2a Taxable amount—see instructions				
f Undistributed income for 2012 Subtract lines 4d and 5 from line 1 This amount must be distributed in 2013.				419,470
7 Amounts treated as distributions out of corpus to satisfy requirements imposed by section 170(b)(1)(F) or 4942(g)(3) (see instructions).				
8 Excess distributions carryover from 2007 not applied on line 5 or line 7 (see instructions). . .				
9 Excess distributions carryover to 2013. Subtract lines 7 and 8 from line 6a.	0			
10 Analysis of line 9				
a Excess from 2008. . . .				
b Excess from 2009. . . .				
c Excess from 2010. . . .				
d Excess from 2011. . . .				
e Excess from 2012. . . .	0			

Part XIV

Private Operating Foundations (see instructions and Part VII-A, question 9)

1a

If the foundation has received a ruling or determination letter that it is a private operating foundation, and the ruling is effective for 2012, enter the date of the ruling.

b

Check box to indicate whether the organization is a private operating foundation described in section 4942(j)(3) or 4942(j)(5)

☐ 4942(j)(3) or ☐ 4942(j)(5)

2a	Enter the lesser of the adjusted net income from Part I or the minimum investment return from Part X for each year listed.	Tax year	Prior 3 years			(e) Total
		(a) 2012	(b) 2011	(c) 2010	(d) 2009	
b	85% of line 2a					
c	Qualifying distributions from Part XII, line 4 for each year listed.					
d	Amounts included in line 2c not used directly for active conduct of exempt activities.					
e	Qualifying distributions made directly for active conduct of exempt activities. Subtract line 2d from line 2c.					
3	Complete 3a, b, or c for the alternative test relied upon					
a	"Assets" alternative test—enter					
	(1) Value of all assets					
	(2) Value of assets qualifying under section 4942(j)(3)(B)(i)					
b	"Endowment" alternative test— enter 2/3 of minimum investment return shown in Part X, line 6 for each year listed.					
c	"Support" alternative test—enter					
	(1) Total support other than gross investment income (interest, dividends, rents, payments on securities loans (section 512(a)(5)), or royalties).					
	(2) Support from general public and 5 or more exempt organizations as provided in section 4942(j)(3)(B)(iii).					
	(3) Largest amount of support from an exempt organization					
	(4) Gross investment income					

Part XV

Supplementary Information (Complete this part only if the organization had \$5,000 or more in assets at any time during the year—see instructions.)

1

Information Regarding Foundation Managers:

a

List any managers of the foundation who have contributed more than 2% of the total contributions received by the foundation before the close of any tax year (but only if they have contributed more than \$5,000) (See section 507(d)(2))

b

List any managers of the foundation who own 10% or more of the stock of a corporation (or an equally large portion of the ownership of a partnership or other entity) of which the foundation has a 10% or greater interest

2

Information Regarding Contribution, Grant, Gift, Loan, Scholarship, etc., Programs:

Check here ☐ if the foundation only makes contributions to preselected charitable organizations and does not accept unsolicited requests for funds. If the foundation makes gifts, grants, etc. (see instructions) to individuals or organizations under other conditions, complete items 2a, b, c, and d.

a

The name, address, and telephone number or e-mail of the person to whom applications should be addressed

FRED DRAUSCHKE
179 GREEN STREET SUITE 2
MELROSE, MA 021761922
(781) 662-6262

b

The form in which applications should be submitted and information and materials they should include

APPLICANTS SHOULD GO TO THE ORGANIZATIONS WEBSITE, BBSU.ORG, TO OBTAIN GRANT APPLICATIONS AND RELATED INFORMATION. APPLICANTS MAY ALSO REQUEST A GRANT APPLICATION IN WRITING.

c

Any submission deadlines

FEBRUARY 15TH - FOR GRANTS TO BE MADE DURING THE ORGANIZATION'S FISCAL YEAR BEGINNING APRIL 1ST TO MARCH 31ST

d

Any restrictions or limitations on awards, such as by geographical areas, charitable fields, kinds of institutions, or other factors

GRANTS ARE GENERALLY RESTRICTED TO BAPTIST RELATED ORGANIZATIONS AND ARE GENERALLY RESTRICTED TO WORK IN THE GREATER BOSTON AREA.

Part XV

Supplementary Information (continued)

3 Grants and Contributions Paid During the Year or Approved for Future Payment

Recipient	If recipient is an individual, show any relationship to any foundation manager or substantial contributor	Foundation status of recipient	Purpose of grant or contribution	Amount
Name and address (home or business)				
a Paid during the year See Additional Data Table				
Total			3a	718,300
b Approved for future payment				
Total			3b	

Enter gross amounts unless otherwise indicated		Unrelated business income		Excluded by section 512, 513, or 514		(e) Related or exempt function income (See instructions)
		(a) Business code	(b) Amount	(c) Exclusion code	(d) Amount	
1	Program service revenue					
a	_____					
b	_____					
c	_____					
d	_____					
e	_____					
f	_____					
g	Fees and contracts from government agencies					
2	Membership dues and assessments.					16,655
3	Interest on savings and temporary cash investments			14	40	
4	Dividends and interest from securities.			14	819,070	
5	Net rental income or (loss) from real estate					
a	Debt-financed property.					
b	Not debt-financed property.					
6	Net rental income or (loss) from personal property					
7	Other investment income.					
8	Gain or (loss) from sales of assets other than inventory			18	-307	
9	Net income or (loss) from special events					
10	Gross profit or (loss) from sales of inventory.					
11	Other revenue a _____					
b	_____					
c	_____					
d	_____					
e	_____					
12	Subtotal. Add columns (b), (d), and (e).				818,803	16,655
13	Total. Add line 12, columns (b), (d), and (e).				13 818,803	835,458

[illegible]

1	Did the organization directly or indirectly engage in any of the following with any other organization described in section 501(c) of the Code (other than section 501(c)(3) organizations) or in section 527, relating to political organizations?		Yes	No
a	Transfers from the reporting foundation to a noncharitable exempt organization of			
	(1) Cash.	1a(1)		No
	(2) Other assets.	1a(2)		No
b	Other transactions			
	(1) Sales of assets to a noncharitable exempt organization.	1b(1)		No
	(2) Purchases of assets from a noncharitable exempt organization.	1b(2)		No
	(3) Rental of facilities, equipment, or other assets.	1b(3)		No
	(4) Reimbursement arrangements.	1b(4)		No
	(5) Loans or loan guarantees.	1b(5)		No
	(6) Performance of services or membership or fundraising solicitations.	1b(6)		No
c	Sharing of facilities, equipment, mailing lists, other assets, or paid employees.	1c		No
d	If the answer to any of the above is "Yes," complete the following schedule. Column (b) should always show the fair market value of the goods, other assets, or services given by the reporting foundation. If the foundation received less than fair market value in any transaction or sharing arrangement, show in column (d) the value of the goods, other assets, or services received.			

[illegible]

2a Is the foundation directly or indirectly affiliated with, or related to, one or more tax-exempt organizations described in section 501(c) of the Code (other than section 501(c)(3)) or in section 527? ☐ Yes ☒ No

b If "Yes," complete the following schedule

(a) Name of organization	(b) Type of organization	(c) Description of relationship

**Sign
Here**

**Paid
Preparer
Use Only**

<div> <div>Sign Here</div> <div> <div>*****</div> <div>Signature of officer or trustee</div> </div> </div>	<div> <div>2014-02-14</div> <div>Date</div> </div>		<div> <div>*****</div> <div>Title</div> </div>		<div> <div>May the IRS discuss this return with the preparer shown below (see instr.)?</div> <div> <input checked="" type="checkbox"/> Yes <input type="checkbox"/> No </div> </div>
<div> <div>Paid Preparer Use Only</div> </div>	<div>Print/Type preparer's name</div> <div>DOM CIPOLLONE CPA</div>	<div>Preparer's Signature</div> <div>DOM CIPOLLONE CPA</div>	<div>Date</div>	<div>Check if self-employed</div> <div><input checked="" type="checkbox"/></div>	<div>PTIN</div>
	<div> <div>Firm's name</div> <div>PECK ASSOCIATES PC</div> </div>			<div> <div>Firm's EIN</div> </div>	
	<div> <div>20 WALNUT STREET SUITE 210</div> <div> <div>Firm's address</div> <div>WELLESLEY HILLS, MA 024812104</div> </div> </div>			<div> <div>Phone no (781) 235-7517</div> </div>	

Form 990PF Part IV - Capital Gains and Losses for Tax on Investment Income - Columns a - d

(a) List and describe the kind(s) of property sold (e g , real estate, 2-story brick warehouse, or common stock, 200 shs MLC Co)	(b) How acquired P—Purchase D—Donation	(c) Date acquired (mo , day, yr)	(d) Date sold (mo , day, yr)
2,500 ALABAMA POWER CO CLD	P	2007-04-04	2012-04-02
97,000 CD DISCOVER BANK	P	2007-05-14	2012-05-23
95,000 CD AMER EXPRESS CENT BK	P	2009-05-11	2012-05-21
83,000 HSBC BANK USA CLD	P	2010-04-28	2012-05-11
30,000 NM BANK OF AMERICA C CLD	P	2004-01-08	2012-06-15
1,600 GEORGIA POWER COMPANY	P	2007-07-10	2012-07-16
2,000 GEORGIA POWER COMPANY	P	2007-12-12	2012-07-16
30,000 NM DOW CHEMICAL CO BE	P	2002-10-02	2012-10-15
95,000 CD AMER EXPRESS BK FSB	P	2008-12-15	2012-10-10
2,000 BAC CAPITAL TRUST IV CLD	P	2003-06-05	2012-11-05
2,000 BAC CAPITAL TRUST IV CLD	P	2003-06-23	2012-11-05
2,500 BNY CAPITAL V CLD	P	2003-06-05	2012-11-26
98,000 CD CIT BANK	P	2009-03-16	2013-01-28
98,000 CD CAPMARK BANK	P	2009-03-16	2013-01-28
600 GENERAL ELECTRIC CAP CLD	P	2004-07-01	2013-01-02
1,900 GENERAL ELECTRIC CAP CLD	P	2004-07-21	2013-01-02
40,000 SPECTRA ENERGY CA 6 25% 13	P	2002-03-27	2013-02-15
1,700 WELLS FARGO CAPTL TR CLD	P	2003-04-25	2013-02-04
800 WELLS FARGO CAPTL TR CLD	P	2003-05-09	2013-02-04
50,000 NM GENL ELEC CAP CORP BE	P	2003-02-25	2013-03-15
DUKE ENERGY CORP NEW - CASH IN LIEU	P		2012-07-23

Form 990PF Part IV - Capital Gains and Losses for Tax on Investment Income - Columns e - h

(e) Gross sales price	(f) Depreciation allowed (or allowable)	(g) Cost or other basis plus expense of sale	(h) Gain or (loss) (e) plus (f) minus (g)
62,500		62,500	
97,000		97,000	
95,000		95,000	
83,000		83,000	
30,000		30,081	-81
40,000		40,000	
50,000		51,437	-1,437
30,000		30,000	
98,719		95,000	3,719
50,000		51,638	-1,638
12,500		13,128	-628
62,500		64,982	-2,482
100,394		98,000	2,394
98,310		98,000	310
15,000		14,789	211
47,500		48,017	-517
40,000		40,000	
42,500		42,500	
20,000		20,168	-168
50,000		50,000	
10			10

Form 990PF Part IV - Capital Gains and Losses for Tax on Investment Income - Columns i - l

Complete only for assets showing gain in column (h) and owned by the foundation on 12/31/69			(l) Gains (Col (h) gain minus col (k), but not less than -0-) or Losses (from col (h))
(i) F M V as of 12/31/69	(j) Adjusted basis as of 12/31/69	(k) Excess of col (i) over col (j), if any	
			-81
			-1,437
			3,719
			-1,638
			-628
			-2,482
			2,394
			310
			211
			-517
			-168
			10


Form 990PF Part VIII Line 1 - List all officers, directors, trustees, foundation managers and their compensation

(a) Name and address	(b) Title, and average hours per week devoted to position	(c) Compensation (If not paid, enter -0-)	(d) Contributions to employee benefit plans and deferred compensation	(e) Expense account, other allowances
THOMAS LEACH	PRESIDENT 2 0	0	0	0
179 GREEN STREET MELROSE,MA 021761922				
MARK DRAUSCHKE	VICE PRESIDENT 2 0	0	0	0
179 GREEN STREET MELROSE,MA 021761922				
JOSEPH MARCELLO	VICE PRESIDENT 2 0	0	0	0
179 GREEN STREET MELROSE,MA 021761922				
EDWIN T HOBART	SECRETARY 30 0	23,000	0	0
179 GREEN STREET MELROSE,MA 021761922				
GORDON L ABBOTT	TREASURER 6 0	7,500	0	0
179 GREEN STREET MELROSE,MA 021761922				
THOMAS LEACH	DIRECTOR 1 0	0	0	0
179 GREEN STREET MELROSE,MA 021761922				
MARK DRAUSCHKE	DIRECTOR 1 0	0	0	0
179 GREEN STREET MELROSE,MA 021761922				
EDWIN T HOBART	DIRECTOR 1 0	0	0	0
179 GREEN STREET MELROSE,MA 021761922				
GORDON L ABBOTT	DIRECTOR 1 0	0	0	0
179 GREEN STREET MELROSE,MA 021761922				
CHRISTOPHER EDWARDS	DIRECTOR 1 0	0	0	0
179 GREEN STREET MELROSE,MA 021761922				
ROBERT GAFFNEY	DIRECTOR 1 0	0	0	0
179 GREEN STREET MELROSE,MA 021761922				
MICHAEL GWINN	DIRECTOR 1 0	0	0	0
179 GREEN STREET MELROSE,MA 021761922				
ROBERT JOPE	DIRECTOR 1 0	0	0	0
179 GREEN STREET MELROSE,MA 021761922				
WALTER TONEY	DIRECTOR 1 0	0	0	0
179 GREEN STREET MELROSE,MA 021761922				
DAVID ORTEGA	DIRECTOR 1 0	0	0	0
179 GREEN STREET MELROSE,MA 021761922				
GLEN RANDALL	DIRECTOR 1 0	0	0	0
179 GREEN STREET MELROSE,MA 021761922				
JAMES THOMAS	DIRECTOR 1 0	0	0	0
179 GREEN STREET MELROSE,MA 021761922				
JOSEPH MARCELLO	DIRECTOR 1 0	0	0	0
179 GREEN STREET MELROSE,MA 021761922				

Form 990PF Part XV Line 3 - Grants and Contributions Paid During the Year or Approved for Future Payment

Recipient	If recipient is an individual, show any relationship to any foundation manager or substantial contributor	Foundation status of recipient	Purpose of grant or contribution	Amount
Name and address (home or business)				
a <i>Paid during the year</i>				
AMERICAN BAPTIST CHURCHES OF MASSACHUSETTS 20 MILTON STREET DEDHAM,MA 020262915	N/A	501(C	TO PROVIDE SUMMER & WINTER CAMOING EXPERIENCES TO INDIVIDUALS WHO WOULD OTHERWISE BE UNABLE TO PARTICIPATE, AND SUPPORT TO MULTI CULTURAL MINISTRIES	202,100
BOSTON CHRISTIAN COUNSELING CENTER TREMONT TEMPLE BAPTIST CHURCH 88 TREMONT STREET BOSTON,MA 021084101	N/A	501(C	YOUTH COUNSELING	35,000
BOSTON PROJECT MINISTRIES INC 670 WASHINGTON STREET DORCHESTER CENTER,MA 021243511	N/A	501(C	GENERAL SUPPORT	10,000
ANDOVER NEWTON THEOLOICAL SCHOOL 210 HERRICK ROAD NEWTON CENTRE,MA 024592248	N/A	501(C	FUNDING FOR BAPTIST-MUSLIM CONFERENCE	25,000
BREAD OF LIFE INC 511 MAIN STREET MALDEN,MA 021483918	N/A	501(C	GENERAL SUPPORT	5,000
FIRST NEPALI BAPTIST CHURCH OF SOMERVILLE 31 COLLEGE AVENUE SOMERVILLE,MA 021441939	N/A	501(C	YOUTH SUPPORT	36,000
EMMANUEL GOSPEL CENTER INC 2 SAN JUAN STREET BOSTON,MA 021181504	N/A	501(C	AFTER DARK MINISTRY	25,000
FIRST BAPTIST CHURCH OF JAMAICA PLAIN 633 CENTRE STREET JAMAICA PLAIN,MA 021302526	N/A	501(C	GENERAL SUPPORT	14,600
FIRST BAPTIST CHURCH - LYNN MA 7 PARK STREET LYNN,MA 019052202	N/A	501(C	KAREN MINISTRY	10,500
HOPE HOUSE CHURCH AND MINISTRY CENTER INC 111 OCEAN STREET LYNN,MA 019022062	N/A	501(C	GENERAL SUPPORT	15,000
BOSTON TRINITY ACADEMY 17 HALE STREET BOSTON,MA 021361519	N /A	501(C	GENERAL SUPPORT	14,000
IGLESIA BAUTISTA HISPANOAMERICANO DE BOSTON TREMONT TEMPLE BAPTIST CHURCH 88 TREMONT STREET BOSTON,MA 021084101	N/A	501(C	GENERAL SUPPORT	9,500
FIRST HISPANIC BAPTIST CHURCH OF JAMAICA PLAIN 633 CENTE STREET JAMAIC PLAIN,MA 021302526	N/A	501(C	GENERAL SUPPORT	12,000
MASSACHUSETTS AVENUE BAPTIST CHURCH 146 HAMPSHIRE STREET CAMBRIDGE,MA 021391431	N/A	501(C	FOOD PANTRY/SOUP KITCHEN	15,000
RUGGLES BAPTIST CHURCH 874 BEACON STREET BOSTON,MA 022153101	N/A	501(C	GENERAL SUPPORT	35,000

Form 990PF Part XV Line 3 - Grants and Contributions Paid During the Year or Approved for Future Payment

Recipient	If recipient is an individual, show any relationship to any foundation manager or substantial contributor	Foundation status of recipient	Purpose of grant or contribution	Amount
Name and address (home or business)				
a <i>Paid during the year</i>				
SEAFARER'S FRIEND 77 BROADWAY CHELSEA,MA 021502607	N/A	501(C	GENERAL SUPPORT	15,000
THE OUTDOOR CHURCH OF CAMBRIDGE 173 CEDAR STREET LEXINGTON,MA 024216539	N/A	501(C	GENERAL SUPPORT	8,000
IRON SHARPENS IRON 998 FARMINGTON AVENUE WEST HARTFORD,CT 061072184	N/A	501(C	SUPPORT TARGETED TO BOSTON AREA MALES TO BECOME BETTER FATHERS	6,000
UNITED BAPTIST CHURCH OF JAMAICA PLAIN 322 CENTRE STREET JAMAICA PLAIN,MA 021301236	N/A	501(C	GENERAL SUPPORT	16,000
MASSACHUSETTS BAPTIST MULTI- CULTURAL MINISTRIES 230 HERRICK ROAD NEWTON,MA 02459	N/A	501(C	GENERAL MINISTRY SUPPORT	199,600
REMEMBER THOSE IN CAPTIVITY MINISTRIES INC PO BOX 35154 BRIGHTON,MA 021350003	N/A	501(C	GENERAL SUPPORT	10,000
Total  3a				718,300

TY 2012 Accounting Fees Schedule

Name: BOSTON BAPTIST SOCIAL UNION

EIN: 04-6034977

Category	Amount	Net Investment Income	Adjusted Net Income	Disbursements for Charitable Purposes
ACCOUNTING, TAX & RELATED	17,687			

Note: To capture the full content of this document, please select landscape mode (11" x 8.5") when printing.

TY 2012 Depreciation Schedule

Name: BOSTON BAPTIST SOCIAL UNION

EIN: 04-6034977

**TY 2012 Investments Corporate
Bonds Schedule****Name:** BOSTON BAPTIST SOCIAL UNION**EIN:** 04-6034977

Name of Bond	End of Year Book Value	End of Year Fair Market Value
AMERICAN BAPTIST EXTENSION COR	25,000	25,000
OTHER CORP BONDS-SEE ATTACHED	1,567,764	1,567,764

**TY 2012 Investments Corporate
Stock Schedule**

Name: BOSTON BAPTIST SOCIAL UNION
EIN: 04-6034977

Name of Stock	End of Year Book Value	End of Year Fair Market Value
EQUITIES - SEE ATTACHED	15,066,238	15,066,238

**TY 2012 Investments Government
Obligations Schedule****Name:** BOSTON BAPTIST SOCIAL UNION**EIN:** 04-6034977**US Government Securities - End of****Year Book Value:**

183,560

US Government Securities - End of**Year Fair Market Value:**

183,560

**State & Local Government
Securities - End of Year Book
Value:****State & Local Government
Securities - End of Year Fair
Market Value:**

TY 2012 Investments - Other Schedule**Name:** BOSTON BAPTIST SOCIAL UNION**EIN:** 04-6034977

Category / Item	Listed at Cost or FMV	Book Value	End of Year Fair Market Value
CERTIF OF DEPOSIT-SEE ATTACHED		365,350	365,350
MUTUAL FUNDS		732,583	732,583
MONEY MAKET MUTUAL FUNDS		219,069	219,069
ACCRUED INTEREST RECEIVABLE		17,363	17,363

TY 2012 Land, Etc. Schedule**Name:** BOSTON BAPTIST SOCIAL UNION**EIN:** 04-6034977

TY 2012 Other Assets Schedule

Name: BOSTON BAPTIST SOCIAL UNION

EIN: 04-6034977

Description	Beginning of Year - Book Value	End of Year - Book Value	End of Year - Fair Market Value
NOTES RECEIVABLE	2,490,792	2,490,792	2,490,792
ACCRUED INTEREST ON NOTES REC	1,718,336	1,867,784	1,867,784
LESS VALUATION RESERVE	-4,209,127	-4,358,575	-4,358,575

TY 2012 Other Decreases Schedule

Name: BOSTON BAPTIST SOCIAL UNION

EIN: 04-6034977

Description	Amount
DEFERRED U.S. EXCISE TAX	21,145
PRIOR YEAR ADJUSTMENT	4,909

TY 2012 Other Expenses Schedule**Name:** BOSTON BAPTIST SOCIAL UNION**EIN:** 04-6034977

Description	Revenue and Expenses per Books	Net Investment Income	Adjusted Net Income	Disbursements for Charitable Purposes
BOOKKEEPING EXPENSES	10,750			
INSURANCE	437			
OFFICE SUPPLIES & OTHER COSTS	719	300		
ACCRUED INTEREST RESERVE	149,448			

TY 2012 Other Income Schedule

Name: BOSTON BAPTIST SOCIAL UNION

EIN: 04-6034977

Description	Revenue And Expenses Per Books	Net Investment Income	Adjusted Net Income
MEMBERSHIP DUES & ASSESSMENTS	16,655		16,655

TY 2012 Other Increases Schedule

Name: BOSTON BAPTIST SOCIAL UNION

EIN: 04-6034977

Description	Amount
NET UNREALIZED GAIN ON INVESTMENTS	2,112,659

TY 2012 Other Liabilities Schedule


Name: BOSTON BAPTIST SOCIAL UNION

EIN: 04-6034977

Description	Beginning of Year - Book Value	End of Year - Book Value
DEFERRED U.S EXCISE TAX	75,859	97,004

TY 2012 Taxes Schedule**Name:** BOSTON BAPTIST SOCIAL UNION**EIN:** 04-6034977

Category	Amount	Net Investment Income	Adjusted Net Income	Disbursements for Charitable Purposes
U S EXCISE TAX ON INVESTMENT				
INCOME	9,486			



BOSTON BAPTIST SOCIAL UNION



CURRENT PORTFOLIO SUMMARY

Quantity	Security Description	Date Acquired	Total/Adj Cost Basis	Fiscal Year Value 03/31/13	Unrealized Gain or (Loss)	Est Accrued Interest	Est Annual Income
Cash and Money Funds							
	CASH		6,148.93				
212,885	ML BANK DEPOSIT PROGRAM	05/07/12	212,885.00	212,885.00			106.44
35	PREFERRED DEPOSIT (BUS)	11/03/10	35.00	35.00			0.05
	Total Cash and Money Funds		219,068.93	219,068.93			106.49
Certificates of Deposit and Equivalents							
97,000	CD GOLDMAN SACHS BK USA NEW YORK, NY 05.000% MAR 12 2018	03/03/08	97,000.00	108,691.80	11,691.80	212.80	4,850.00
50,000	CD GE CAP RETAIL BK DRAPER, UT 02.800% MAY 18 2022	05/15/12	50,000.00	50,118.50	118.50	498.63	1,400.00
50,000	CD GE CAPITAL RETAIL BK FMRLY GE MONEY BANK 04.350% DEC 30 2015	12/17/08	50,000.00	53,883.10	3,883.10	518.42	2,175.00
50,000	CD GE CAPITAL BANK FMRLY GE CAP FINANCIAL 03.350% DEC 19 2018	12/18/09	50,000.00	52,773.50	2,773.50	458.90	1,875.00
95,000	CD MIDFIRST BANK OKLAHOMA CITY, OK 03.350% SEP 30 2016	09/24/09	95,000.00	100,103.31	5,103.31	1,560.73	3,183.00
	Total Certificates of Deposit and Equivalents		342,000.00	365,550.21	23,550.21	3,249.28	13,283.00

PLEASE SEE REVERSE SIDE
Page 5 of 42
Statement Period Year Ending 03/31/13
Account No. [REDACTED]

x 00000000

00-17-60608-IPSS000 05-2011



BOSTON BAPTIST SOCIAL UNION

WCMBA Fiscal Statement

CURRENT PORTFOLIO SUMMARY

Quantity	Security Description	Date Acquired	Total/Adj Cost Basis	Fiscal Year Value 03/31/13	Unrealized Gain or (Loss)	Est Accrued Interest	Est Annual Income
Government Securities							
25,000	U.S. TREASURY NOTE 4.250% AUG 15 2013 04.250% AUG 15 2013	08/07/03	24,824.00	25,387.75	563.75	120.34	1,063.00
25,000	U.S. TREASURY NOTE ORIGINAL UNIT/TOTAL COST: 100.6550/25,163.75	09/24/03	25,007.68	25,387.75	380.09	120.34	1,063.00
25,000	U.S. TREASURY NOTE 4.750% MAY 15 2014 04.750% MAY 15 2014	05/13/04	24,882.50	26,278.25	1,393.75	438.29	1,188.00
100,000	U.S. TREASURY NOTE 4.250% NOV 15 2014 04.250% NOV 15 2014	11/10/04	99,858.00	106,508.00	6,650.00	1,561.46	4,250.00
Total Government Securities			174,572.16	183,559.75	8,987.59	2,238.43	7,564.00
Corporate Bonds							
100,000	BELLSOUTH CORP GLB 05.200% SEP 15 2014	03/19/09	100,911.20	106,516.00	5,604.80	187.78	5,200.00
100,000	BELLSOUTH CORP GLB 05.200% DEC 15 2016	10/23/07	99,574.00	113,638.00	14,064.00	1,487.78	5,200.00
50,000	BOTTLING GROUP LLC COMPANY GUARNT SER B 04.125% JUN 15 2015	11/05/08	44,749.50	53,794.00	9,044.50	590.10	2,063.00

PLEASE SEE REVERSE SIDE

Page 6 of 42
Statement Period
Year Ending 03/31/13
Account No. [REDACTED]



BOSTON BAPTIST SOCIAL UNION



CURRENT PORTFOLIO SUMMARY

Quantity	Security Description	Date Acquired	Total/Adj Cost Basis	Fiscal Year Value 03/31/13	Unrealized Gain or (Loss)	Est Accrued Interest	Est Annual Income
Corporate Bonds							
50,000	GOLDMAN SACHS GROUP INC GLB 05.150% JAN 15 2014	04/30/07	50,000.00	51,751.00	1,751.00	522.15	2,575.00
50,000	JP MORGAN CHASE & CO SUBORDINATED GLB 05.250% MAY 01 2015	10/28/03	50,212.16	54,201.00	3,988.84	1,071.88	2,625.00
75,000	VERIZON COMMUNICATIONS 05.500% APR 01 2017 MOODY'S: A3 S&P: A-	10/23/07	75,670.55	87,016.50	11,345.95	2,028.12	4,125.00
50,000	WELLS FARGO SUBORDINATED GLB 05.000% NOV 15 2014	11/05/02	50,042.97	53,219.00	3,176.03	923.61	2,500.00
30,000	WYETH COMPANY GUARNT 05.500% FEB 01 2014	01/08/04	30,093.54	31,269.00	1,175.46	281.25	1,650.00
50,000	WAL-MART STORES INC 05.375% APR 05 2017 MOODY'S: AA2 S&P: AA	09/27/07	49,877.00	58,837.50	8,960.50	1,291.49	2,688.00
100,000	SHELL INTERNATIONAL FIN COMPANY GUARNT GLB 05.200% MAR 22 2017	10/23/07	100,688.73	116,120.00	15,451.27	86.67	5,200.00
100,000	BARCLAYS BANK PLC SER MTN 04.250% JUL 22 2019	07/19/10	100,000.00	107,101.00	7,101.00	779.17	4,250.00

PLEASE SEE REVERSE SIDE
Statement Period
Year Ending 03/31/13
Account No. [REDACTED]

Page
7 of 42

x 00000002

00-17-60608-IPS5000 06-2011




BOSTON BAPTIST SOCIAL UNION

WCMMA Fiscal Statement

CURRENT PORTFOLIO SUMMARY

Quantity	Security Description	Date Acquired	Total/Adj Cost Basis	Fiscal Year Value 03/31/13	Unrealized Gain or (Loss)	Est Accrued Interest	Est Annual Income
Corporate Bonds							
75,000	GENERAL ELEC CAP CORP SER NOTZ 04.000% NOV 15 2021	11/15/10	75,000.00	79,383.00	4,383.00	1,108.33	3,000.00
50,000	DOW CHEMICAL CO/THE SER NOTZ 04.100% AUG 15 2021	08/22/11	50,000.00	49,791.50	(208.50)	244.86	2,050.00
25,000	NM JOHN HANCOCK LIFE INS SER SIGN 05.200% MAR 15 2019	03/01/04	25,000.00	27,960.25	2,960.25	46.94	1,300.00
50,000	JOHN HANCOCK LIFE INS CO SER SIGN 05.500% OCT 15 2015	10/20/03	50,000.00	54,006.50	4,006.50	1,245.14	2,750.00
1,000	CORTS TRUST FOR BELLSOUT PFD STK 7.000% DEC 01 2095	04/03/01	25,314.65	29,240.00	3,925.35		1,751.00
500	CORTS TRUST FOR BELLSOUT	05/30/01	12,456.06	14,620.00	2,163.94		876.00
500	CORTS TRUST FOR BELLSOUT	05/30/01	12,429.29	14,620.00	2,190.71		876.00
2,500	MORGAN STANLEY CAP TR VI CAPITAL SECURITIES 06.600% FEB 01 2046	01/23/06	62,500.00	63,525.00	1,025.00		4,125.00
2,000	FLORIDA PWR & LT CAP TR PFD TRUST SECS CUM 05.875% MAR 15 2044	03/25/04	50,389.60	51,460.00	1,070.40		2,936.00
500	FLORIDA PWR & LT CAP TR	07/01/04	11,046.70	12,865.00	1,818.30		734.00

PLEASE SEE REVERSE SIDE
Page 8 of 42
Statement Period Year Ending 03/31/13
Account No. ~~XXXXXXXXXX~~



BOSTON BAPTIST SOCIAL UNION



CURRENT PORTFOLIO SUMMARY

Quantity	Security Description	Date Acquired	Total/Adj Cost Basis	Fiscal Year Value 03/31/13	Unrealized Gain or (Loss)	Est Accrued Interest	Est Annual Income
Corporate Bonds							
700	THE PHOENIX CO INC SR NOTES 07.450% JAN 15 2032	10/02/02	18,050.48	16,401.00	(1,649.48)		1,304.00
300	THE PHOENIX CO INC	05/09/03	7,597.29	7,029.00	(568.29)		559.00
1,000	THE PHOENIX CO INC	08/23/03	28,493.50	23,430.00	(3,063.50)		1,863.00
2,000	EVEREST RE CAP TRUST II SERIES B PREP CUM 06.200% MAR 29 2034	03/24/04	50,000.00	50,140.00	140.00		3,101.00
2,000	CITIGROUP CAPITAL X DEF INT TR PFD STOCK 08.100% SEPT 30 2033	10/01/03	50,785.53	50,600.00	(185.53)		3,051.00
500	CITIGROUP CAPITAL X	10/06/03	12,710.00	12,650.00	(60.00)		763.00
2,500	MERRILL LYNCH CAP TR I TRUST PREFERRED SEC 8.45% DECEMBER 15 2088	12/07/06	62,500.00	63,225.00	725.00		4,031.00
2,000	ING GROEP N.V. PERP HYBRID CAP SECS 8.375% MAR 01 2048	08/06/07	50,000.00	49,800.00	(200.00)		3,188.00
1,420	PROGRESS ENERGY INC CONTINGENT VALUE OBLIG CONTGT ON EVNTS PERPTL	12/28/00	0.01	355.00	354.99		

PLEASE SEE REVERSE SIDE
Statement Period
Year Ending 03/31/13
Account No. [REDACTED]

Page
9 of 42

X 00000004

00-17-60008-IPSS000 05-2011



BOSTON BAPTIST SOCIAL UNION

WCMMA Fiscal Statement

CURRENT PORTFOLIO SUMMARY


Quantity	Security Description	Date Acquired	Total/Adj Cost Basis	Fiscal Year Value 03/31/13	Unrealized Gain or (Loss)	Est Accrued Interest	Est Annual Income
1,200	ROYAL BK OF SCOT GRP PLC YIELD ADJ NET CSH PREF 7.2500% NON-CUM PFD SHSH	08/13/01	30,461.39	30,336.00	(125.39)		2,175.00
400	ROYAL BK OF SCOT GRP PLC	10/02/01	10,158.45	10,112.00	(46.45)		725.00
400	ROYAL BK OF SCOT GRP PLC	10/31/01	10,344.19	10,112.00	(232.19)		725.00
500	ROYAL BK OF SCOT GRP PLC	09/19/02	12,893.30	12,640.00	(253.30)		906.00
Total Corporate Bonds			1,467,930.09	1,567,764.25	99,834.16	11,875.27	80,863.00

CURRENT PORTFOLIO SUMMARY

Quantity	Security Description	Date Acquired	Total/Adj Cost Basis	Fiscal Year Value 03/31/13	Unrealized Gain or (Loss)	Est Annual Income
Equities						
600	ABBOTT LABS	08/18/11	14,280.28	21,192.00	6,911.74	336.00
600	ABBVIE INC SHS	08/18/11	15,485.73	24,468.00	8,982.27	960.00
2,786	AT&T INC	01/01/93	9,154.09	102,218.34	93,064.25	5,015.00
7,000	AT&T INC	05/02/95	43,448.00	256,830.00	213,382.00	12,601.00
10,264	AT&T INC	03/17/99	63,707.45	376,586.16	312,878.71	18,476.00

PLEASE SEE REVERSE SIDE

Page 10 of 42
Statement Period
Year Ending 03/31/13
Account No. [REDACTED]



BOSTON BAPTIST SOCIAL UNION

WGBA Fiscal Statement

CURRENT PORTFOLIO SUMMARY

Quantity	Security Description	Date Acquired	Total/Adj Cost Basis	Fiscal Year Value 03/31/13	Unrealized Gain or (Loss)	Est Annual Income
Equities						
7,950	AT&T INC	03/17/99	26,122.00	291,685.50	285,563.50	14,311.00
500	AT&T INC	05/09/03	11,922.48	18,345.00	6,422.52	901.00
3,500	AT&T INC	12/13/05	87,174.33	128,415.00	41,240.67	6,301.00
2,180	AMN ELEC POWER CO	01/01/93	98,040.00	105,040.80	9,000.80	4,061.00
540	AMN ELEC POWER CO	09/30/98	26,207.50	26,260.20	52.70	1,016.00
300	AMN ELEC POWER CO	12/20/02	8,433.31	14,588.00	6,155.69	564.00
3,497	BANK OF AMERICA CORP	01/01/93	44,177.82	42,593.46	(1,584.36)	140.00
444	BANK OF AMERICA CORP	04/27/95	6,682.88	5,407.92	(1,274.96)	18.00
1,558	BANK OF AMERICA CORP	05/27/04	65,002.43	18,976.44	(46,025.99)	63.00
1	BANK OF AMERICA CORP	05/27/04	13.21	12.18	(1.03)	1.00
2,000	BANK OF AMERICA CORP	09/27/07	101,470.00	24,360.00	(77,110.00)	80.00
2,500	BANK OF AMERICA CORP	12/11/07	113,590.00	30,450.00	(83,140.00)	100.00
9,434	BANK NEW YORK MELLON CORP	01/01/93	35,569.28	284,057.66	228,488.38	4,906.00
6,000	BANK NEW YORK MELLON CORP	01/01/93	58,135.00	167,940.00	109,805.00	3,120.00
2,000	CENTURYLINK INC SHS	04/09/12	77,162.50	70,260.00	(6,902.50)	4,321.00
2,000	CONSOLIDATED EDISON INC	01/08/98	65,851.43	122,060.00	56,408.57	4,920.00

PLEASE SEE REVERSE SIDE

Page 11 of 42
Statement Period
Year Ending 03/31/13
Account No. [REDACTED]

☒ 00000000



BOSTON BAPTIST SOCIAL UNION

WOMA Fiscal Statement

CURRENT PORTFOLIO SUMMARY

Quantity	Security Description	Date Acquired	Total/Adj Cost Basis	Fiscal Year Value 03/31/13	Unrealized Gain or (Loss)	Est Annual Income
Equities						
1,000	CONSOLIDATED EDISON INC	09/21/05	48,933.30	61,030.00	12,096.70	2,460.00
2,000	CHEVRON CORP	03/19/08	171,780.00	237,640.00	65,860.00	7,201.00
500	CHEVRON CORP	05/21/08	52,468.50	59,410.00	6,941.50	1,800.00
1,000	COCA COLA COM	03/21/03	21,170.68	40,440.00	19,269.32	1,120.00
2,000	COCA COLA COM	03/04/04	49,215.73	80,880.00	31,664.27	2,240.00
1,000	COCA COLA COM	12/11/06	24,583.00	40,440.00	15,857.00	1,120.00
3,400	COCA COLA COM	03/22/07	82,331.00	137,498.00	55,165.00	3,808.00
6,850	DOMINION RES INC NEW VA	02/09/00	113,132.60	398,533.00	285,400.40	15,413.00
1,550	DOMINION RES INC NEW VA	03/21/03	44,173.76	90,179.00	46,005.24	3,488.00
795	DUKE ENERGY CORP NEW	01/01/93	17,135.34	57,709.05	40,573.71	2,433.00
946	DUKE ENERGY CORP NEW	12/14/00	51,489.14	68,670.14	17,181.00	2,895.00
131	DUKE ENERGY CORP NEW	12/20/02	6,624.67	9,509.29	2,884.62	401.00
392	DUKE ENERGY CORP NEW	03/21/03	17,998.09	28,455.28	10,457.19	1,200.00
348	DUKE ENERGY CORP NEW	12/10/03	17,998.58	25,261.32	7,261.74	1,065.00
1,742	DUKE ENERGY CORP NEW	12/09/10	87,306.90	126,451.78	39,144.88	5,331.00
1,500	DU PONT E I DE NEMOURS	03/22/07	77,535.00	73,740.00	(3,795.00)	2,581.00
800	ENTERGY CORP NEW	12/13/05	58,522.73	50,582.00	(5,930.73)	2,656.00

PLEASE SEE REVERSE SIDE

Page
12 of 42

Statement Period
Year Ending 03/31/13

x 00000027

Account No.



INCUBA Fiscal Statement

CURRENT PORTFOLIO SUMMARY

Quantity	Security Description	Date Acquired	Total/Adj Cost Basis	Fiscal Year Value 03/31/13	Unrealized Gain or (Loss)	Est Annual Income
Equities						
400	ENERGY CORP NEW	05/19/10	30,892.20	25,296.00	(5,596.20)	1,328.00
4,200	EXXON MOBIL CORP COM	01/01/93	12,458.33	378,462.00	366,003.67	9,576.00
7,300	EXXON MOBIL CORP COM	01/01/93	14,683.62	857,803.00	843,119.38	16,644.00
2,000	EXELON CORPORATION	03/23/01	61,386.07	68,960.00	7,573.93	4,201.00
2,000	EXELON CORPORATION	12/21/01	46,845.94	68,960.00	22,314.06	4,201.00
3,200	EMERSON ELEC CO	12/16/09	134,567.88	178,784.00	44,216.32	5,249.00
17,000	GENERAL ELECTRIC	01/01/93	5,490.29	393,040.00	387,549.71	12,921.00
2,400	GENERAL MILLS	02/10/99	46,841.49	118,344.00	71,502.51	3,648.00
800	GENERAL MILLS	09/19/02	17,340.76	38,448.00	22,107.24	1,216.00
200	GENERAL MILLS	09/19/02	4,337.71	9,862.00	5,524.29	304.00
2,000	GENERAL MILLS	12/23/02	47,095.17	98,620.00	51,524.83	3,040.00
600	GENERAL MILLS	03/21/03	13,988.91	29,586.00	15,596.09	912.00
5,000	HONEYWELL INTL INC DEL	09/22/10	219,001.00	376,750.00	157,749.00	8,200.00
650	HONEYWELL INTL INC DEL	03/10/11	36,885.48	48,977.50	12,292.02	1,066.00
1,000	INTEL CORP	09/14/99	42,544.02	21,835.00	(20,709.02)	900.00
1,000	INTEL CORP	09/14/99	42,731.58	21,835.00	(20,896.58)	900.00
1,000	INTEL CORP	12/21/99	41,494.72	21,835.00	(19,659.72)	900.00

PLEASE SEE REVERSE SIDE

Page	Statement Period
------	------------------

Account No.

SECRET

00-17-60608-IPS5000 05-2011



BOSTON BAPTIST SOCIAL UNION

Merrill Lynch Fiscal Statement

CURRENT PORTFOLIO SUMMARY

Quantity	Security Description	Date Acquired	Total/Adj Cost Basis	Fiscal Year Value 03/31/13	Unrealized Gain or (Loss)	Est Annual Income
Equities						
1,000	INTEL CORP	12/21/99	41,577.44	21,835.00	(19,742.44)	900.00
1,400	INTL BUSINESS MACHINES CORP IBM	09/30/97	75,476.42	298,620.00	223,143.58	4,760.00
600	INTL BUSINESS MACHINES CORP IBM	12/16/98	49,923.00	127,980.00	78,057.00	2,040.00
200	INTL BUSINESS MACHINES CORP IBM	03/14/00	22,089.12	42,860.00	20,770.88	680.00
300	INTL BUSINESS MACHINES CORP IBM	09/19/00	37,481.52	63,990.00	26,508.48	1,020.00
500	INTL BUSINESS MACHINES CORP IBM	12/09/10	73,132.50	106,850.00	33,717.50	1,700.00
3,000	JPMORGAN CHASE & CO	04/02/96	40,777.00	142,380.00	101,603.00	3,600.00
11,500	JOHNSON AND JOHNSON COM	01/01/93	15,516.00	937,595.00	922,079.00	28,081.00
1,000	KIMBERLY CLARK	02/12/96	39,925.16	97,980.00	58,054.84	3,240.00
500	KIMBERLY CLARK	09/19/02	28,613.79	48,990.00	20,376.21	1,620.00
500	KIMBERLY CLARK	03/04/04	31,896.25	48,990.00	17,093.75	1,620.00
2,000	KIMBERLY CLARK	01/27/10	119,329.00	195,960.00	76,631.00	6,481.00
2,000	KIMBERLY CLARK	06/11/10	124,338.20	195,980.00	71,641.80	6,481.00
1,704	MONSANTO CO NEW DEL COM	01/01/93	3,074.96	179,983.52	176,908.56	2,557.00

PLEASE SEE REVERSE SIDE


Page
14 of 42

Statement Period
Year Ending 03/31/13

Account No.



BOSTON BAPTIST SOCIAL UNION



CURRENT PORTFOLIO SUMMARY

Quantity	Security Description	Date Acquired	Total/Adj Cost Basis	Fiscal Year Value 03/31/13	Unrealized Gain or (Loss)	Est Annual Income
Equities						
6,000	MERCK AND CO INC SHS	01/01/93	71,512.89	285,200.00	193,687.11	10,320.00
500	MERCK AND CO INC SHS	12/23/02	27,254.89	22,100.00	(5,154.89)	860.00
700	MERCK AND CO INC SHS	12/14/04	20,789.22	30,940.00	10,150.78	1,204.00
2,000	MICROSOFT CORP	05/12/99	80,952.93	57,210.00	(23,742.93)	1,840.00
1,000	MICROSOFT CORP	12/09/10	27,485.00	28,805.00	1,120.00	920.00
3,000	NEXTERA ENERGY INC SHS	01/01/93	20,541.00	233,040.00	212,499.00	7,921.00
1,000	NEXTERA ENERGY INC SHS	05/09/03	30,389.43	77,680.00	47,280.57	2,641.00
1,400	NEXTERA ENERGY INC SHS	12/13/05	59,810.31	108,752.00	48,941.69	3,697.00
1,600	NEXTERA ENERGY INC SHS	09/13/06	71,464.00	124,288.00	52,824.00	4,225.00
3,000	PNC FINCL SERVICES GROUP	09/20/95	84,277.48	199,500.00	115,222.52	4,800.00
1,000	PEPSICO INC	03/04/04	52,598.49	79,110.00	26,511.51	2,150.00
500	PEPSICO INC	05/27/04	27,114.96	39,555.00	12,440.04	1,075.00
500	PEPSICO INC	12/09/10	32,585.00	39,555.00	6,990.00	1,075.00
1,000	PEPSICO INC	12/13/11	64,736.10	79,110.00	14,373.90	2,150.00
6,000	PFIZER INC	01/01/83	44,311.11	173,160.00	128,848.89	5,760.00
14,000	PFIZER INC	01/01/93	9,599.89	404,040.00	394,440.11	13,440.00
3,900	PFIZER INC	12/16/09	72,474.09	112,554.00	40,079.91	3,744.00

PLEASE SEE REVERSE SIDE
Statement Period
Year Ending 03/31/13
Account No.



BOSTON BAPTIST SOCIAL UNION

WICMA Fiscal Statement

CURRENT PORTFOLIO SUMMARY

Quantity	Security Description	Date Acquired	Total/Adj Cost Basis	Fiscal Year Value 03/31/13	Unrealized Gain or (Loss)	Est Annual Income
Equities						
9,868	PROCTER & GAMBLE CO	01/01/93	24,098.43	760,428.08	736,329.65	22,184.00
2,047	PROCTER & GAMBLE CO	03/14/00	64,433.49	157,741.82	93,308.33	4,602.00
390	PROCTER & GAMBLE CO	06/15/00	13,039.42	30,053.40	17,013.98	877.00
194	PROCTER & GAMBLE CO	09/19/02	6,247.46	14,949.84	8,702.18	437.00
1	PROCTER & GAMBLE CO	09/19/02	31.83	77.06	45.23	3.00
1,500	REALTY INCM CRP MD PV\$1. REIT	09/22/10	50,800.16	68,025.00	17,224.84	3,261.00
2,200	REALTY INCM CRP MD PV\$1. REIT	03/10/11	75,160.00	99,770.00	24,610.00	4,783.00
3,155	SCANA CORP NEW COM	01/01/93	53,958.29	161,409.80	107,451.51	6,405.00
345	SCANA CORP NEW COM	12/20/02	10,744.99	17,650.20	6,905.21	701.00
200	SCANA CORP NEW COM	12/10/03	6,727.72	10,232.00	3,504.28	406.00
2,000	SCANA CORP NEW COM	03/22/07	85,933.60	102,320.00	16,386.40	4,060.00
1,000	SOUTHERN COMPANY	12/13/11	44,595.80	46,920.00	2,324.20	1,960.00
2,000	TECO ENERGY INC	12/14/00	19,534.00	35,640.00	16,106.00	1,761.00
3,700	TECO ENERGY INC	05/19/10	58,086.30	65,934.00	7,847.70	3,257.00
7,000	UNION PACIFIC CORP	01/01/93	14,808.00	996,870.00	982,062.00	19,321.00
2,904	VERIZON COMMUNICATNS COM	01/01/93	63,960.34	142,731.60	78,771.26	5,983.00


PLEASE SEE REVERSE SIDE

Statement Period
Year Ending 03/31/13


Account No. [REDACTED]

Page
16 of 42

x 0000000001



BOSTON BAPTIST SOCIAL UNION



CURRENT PORTFOLIO SUMMARY

Quantity	Security Description	Date Acquired	Total/Adj Cost Basis	Fiscal Year Value 03/31/13	Unrealized Gain or (Loss)	Est Annual Income
Equities						
4,440	VERIZON COMMUNICATNS COM	01/01/93	41,211.35	218,228.00	177,014.65	9,147.00
978	VERIZON COMMUNICATNS COM	04/30/97	33,349.82	47,970.40	14,620.58	2,011.00
8,275	VERIZON COMMUNICATNS COM	03/17/99	144,409.47	406,716.25	262,306.78	17,047.00
3,000	VERIZON COMMUNICATNS COM	03/19/08	98,727.46	147,450.00	48,722.54	6,181.00
1,605	VERIZON COMMUNICATNS COM	12/28/09	50,719.21	78,885.75	28,166.54	3,307.00
1,000	KINDER MORGAN ENERGY PARTNERS LP	03/04/04	46,176.16	89,770.00	43,593.84	5,160.00
1,000	KINDER MORGAN ENERGY PARTNERS LP	09/13/06	44,524.00	89,770.00	45,246.00	5,160.00
500	KINDER MORGAN ENERGY PARTNERS LP	12/11/06	24,225.00	44,885.00	20,660.00	2,580.00
800	KINDER MORGAN ENERGY PARTNERS LP	09/27/07	40,188.00	71,818.00	31,628.00	4,128.00
500	KINDER MORGAN ENERGY PARTNERS LP	05/21/08	30,814.00	44,885.00	14,271.00	2,580.00
1,240	ENTERPRISE PRODS PRTN LP L P	12/21/01	30,312.08	74,759.60	44,447.52	3,274.00
124	ENTERPRISE PRODS PRTN LP L P	12/20/02	2,777.68	7,475.96	4,698.28	328.00



BOSTON BAPTIST SOCIAL UNION

WICMA Fiscal Statement

CURRENT PORTFOLIO SUMMARY

Quantity	Security Description	Date Acquired	Total/Adj Cost Basis	Fiscal Year Value 03/31/13	Unrealized Gain or (Loss)	Est Annual Income
Equities						
1,116	ENTERPRISE PRDTS PRTN LP LP	12/20/02	25,011.58	67,283.64	42,272.06	2,947.00
1,612	ENTERPRISE PRDTS PRTN LP LP	03/24/03	40,246.48	97,187.48	56,941.00	4,258.00
1,000	WASH R E INV TR SBI \$.01 REIT	12/09/10	30,669.32	27,840.00	(2,829.32)	1,200.00
Total Equities			5,504,344.28	15,066,238.22	9,561,893.94	496,518.00
Mutual Funds/Closed End Funds/UIT						
7,155	J HANCOCK INVESTORS	09/22/10	165,649.82	160,701.30	(4,948.52)	12,042.00
28,100	ALLIANCEBERNSTEIN INCOME FUND INC	12/13/11	232,893.58	229,577.00	(3,316.58)	13,489.00
15,200	BLACKROCK BUILD AMER BD	12/13/11	327,672.40	342,304.00	14,631.60	24,032.00
Total Mutual Funds/Closed End Funds/UIT			726,215.80	732,582.30	6,366.50	49,563.00