



See a Social Security Number? Say Something!  
Report Privacy Problems to <https://public.resource.org/privacy>  
Or call the IRS Identity Theft Hotline at 1-800-908-4490



**Return of Private Foundation**  
or Section 4947(a)(1) Nonexempt Charitable Trust  
**Treated as a Private Foundation**

Department of the Treasury  
Internal Revenue Service

Note The foundation may be able to use a copy of this return to satisfy state reporting requirements

For calendar year 2012 or tax year beginning 02/01, 2012, and ending 01/31, 2013

Name of foundation  
TR U/W FOR THE FAIRVIEW FARM P60325001

Number and street (or P O box number if mail is not delivered to street address) Room/suite  
10 S DEARBORN IL1-0117

City or town, state, and ZIP code  
CHICAGO, IL 60603

**A Employer identification number**  
13-6374228

**B Telephone number (see instructions)**  
866-888-5157

**C** If exemption application is pending, check here

**D** 1 Foreign organizations, check here   
2 Foreign organizations meeting the 85% test, check here and attach computation

**E** If private foundation status was terminated under section 507(b)(1)(A), check here

**F** If the foundation is in a 60-month termination under section 507(b)(1)(B), check here


**G** Check all that apply  
 Initial return  
 Final return  
 Address change  
 Initial return of a former public charity  
 Amended return  
 Name change

**H** Check type of organization:  Section 501(c)(3) exempt private foundation  
 Section 4947(a)(1) nonexempt charitable trust  Other taxable private foundation

**I** Fair market value of all assets at end of year (from Part II, col (c), line 16) **J** Accounting method:  Cash  Accrual  
458,497.  Other (specify) \_\_\_\_\_  
*(Part I, column (d) must be on cash basis)*

Part I Analysis of Revenue and Expenses (The total of amounts in columns (b), (c), and (d) may not necessarily equal the amounts in column (a) (see instructions))		(a) Revenue and expenses per books	(b) Net investment income	(c) Adjusted net income	(d) Disbursements for charitable purposes (cash basis only)
<b>1</b>	Contributions, gifts, grants, etc., received (attach schedule)				
<b>2</b>	Check <input type="checkbox"/> if the foundation is not required to attach Sch B				
<b>3</b>	Interest on savings and temporary cash investments				
<b>4</b>	Dividends and interest from securities	9,625.	9,625.		
<b>5a</b>	Gross rents				
	b Net rental income or (loss)				
<b>6a</b>	Net gain or (loss) from sale of assets not on line 10	7,003.			
<b>b</b>	Gross sales price for all assets on line 6a <u>112,491.</u>				
<b>7</b>	Capital gain net income (from Part IV, line 2)		7,003.		
<b>8</b>	Net short-term capital gain				
<b>9</b>	Income modifications				
<b>10 a</b>	Gross sales less returns and allowances				
<b>b</b>	Less Cost of goods sold				
<b>c</b>	Gross profit or (loss) (attach schedule)				
<b>11</b>	Other income (attach schedule)		45.		STMT 1
<b>12</b>	<b>Total</b> Add lines 1 through 11	16,628.	16,583.		
<b>13</b>	Compensation of officers, directors, trustees, etc	3,863.	2,897.		966.
<b>14</b>	Other employee salaries and wages				
<b>15</b>	Pension plans, employee benefits				
<b>16a</b>	Legal fees (attach schedule)				
<b>b</b>	Accounting fees (attach schedule)				
<b>c</b>	Other professional fees (attach schedule)				
<b>17</b>	Interest				
<b>18</b>	Taxes (attach schedule) (see instructions) <u>STMT 2</u>	838.	128.		
<b>19</b>	Depreciation (attach schedule) and depletion				
<b>20</b>	Occupancy				
<b>21</b>	Travel, conferences, and meetings				
<b>22</b>	Printing and publications				
<b>23</b>	Other expenses (attach schedule)				
<b>24</b>	<b>Total operating and administrative expenses</b>				
	Add lines 13 through 23	4,701.	3,025.		966.
<b>25</b>	Contributions, gifts, grants paid	22,616.			22,616.
<b>26</b>	<b>Total expenses and disbursements</b> Add lines 24 and 25	27,317.	3,025.		23,582.
<b>27</b>	Subtract line 26 from line 12				
<b>a</b>	Excess of revenue over expenses and disbursements	-10,689.			
<b>b</b>	<b>Net investment income</b> (if negative, enter -0-)		13,558.		
<b>c</b>	<b>Adjusted net income</b> (if negative, enter -0-)				

SCANNED JUN 25 2013



Handwritten initials 'MP' in the bottom right corner.

Part II Balance Sheets		Attached schedules and amounts in the description column should be for end-of-year amounts only (See instructions)		Beginning of year	End of year	
		(a) Book Value	(b) Book Value	(c) Fair Market Value		
Assets	1	Cash - non-interest-bearing . . . . .	1,770.			
	2	Savings and temporary cash investments . . . . .	33,875.	24,844.	24,844.	
	3	Accounts receivable ▶ Less allowance for doubtful accounts ▶				
	4	Pledges receivable ▶ Less allowance for doubtful accounts ▶				
	5	Grants receivable . . . . .				
	6	Receivables due from officers, directors, trustees, and other disqualified persons (attach schedule) (see instructions) . . . . .				
	7	Other notes and loans receivable (attach schedule) ▶ Less allowance for doubtful accounts ▶				
	8	Inventories for sale or use . . . . .				
	9	Prepaid expenses and deferred charges . . . . .				
	10 a	Investments - U S and state government obligations (attach schedule) . . . . .				
	b	Investments - corporate stock (attach schedule) . . . . .	217,120.	205,028.	232,962.	
	c	Investments - corporate bonds (attach schedule) . . . . .	179,954.	128,639.	132,551.	
	11	Investments - land, buildings, and equipment basis Less accumulated depreciation (attach schedule) ▶				
	12	Investments - mortgage loans . . . . .				
	13	Investments - other (attach schedule) . . . . .		63,480.	68,140.	
	14	Land, buildings, and equipment basis Less accumulated depreciation (attach schedule) ▶				
15	Other assets (describe ▶ )					
16	<b>Total assets</b> (to be completed by all filers - see the instructions Also, see page 1, item I) . . . . .	432,719.	421,991.	458,497.		
Liabilities	17	Accounts payable and accrued expenses . . . . .				
	18	Grants payable . . . . .				
	19	Deferred revenue . . . . .				
	20	Loans from officers, directors, trustees, and other disqualified persons . . . . .				
	21	Mortgages and other notes payable (attach schedule) . . . . .				
	22	Other liabilities (describe ▶ )				
23	<b>Total liabilities</b> (add lines 17 through 22) . . . . .			NONE		
Net Assets or Fund Balances	<b>Foundations that follow SFAS 117, check here</b> ▶ <input type="checkbox"/>					
	<b>and complete lines 24 through 26 and lines 30 and 31.</b>					
	24	Unrestricted . . . . .				
	25	Temporarily restricted . . . . .				
	26	Permanently restricted . . . . .				
	<b>Foundations that do not follow SFAS 117, check here and complete lines 27 through 31.</b> ▶ <input checked="" type="checkbox"/>					
	27	Capital stock, trust principal, or current funds . . . . .	432,719.	421,991.		
28	Paid-in or capital surplus, or land, bldg, and equipment fund . . . . .					
29	Retained earnings, accumulated income, endowment, or other funds . . . . .					
30	<b>Total net assets or fund balances</b> (see instructions) . . . . .	432,719.	421,991.			
31	<b>Total liabilities and net assets/fund balances</b> (see instructions) . . . . .	432,719.	421,991.			

**Part III Analysis of Changes in Net Assets or Fund Balances**

1	Total net assets or fund balances at beginning of year - Part II, column (a), line 30 (must agree with end-of-year figure reported on prior year's return) . . . . .	1	432,719.
2	Enter amount from Part I, line 27a . . . . .	2	-10,689.
3	Other increases not included in line 2 (itemize) ▶	3	
4	Add lines 1, 2, and 3 . . . . .	4	422,030.
5	Decreases not included in line 2 (itemize) ▶ <b>BASIS ADJUSTMENT</b>	5	39.
6	<b>Total net assets or fund balances at end of year</b> (line 4 minus line 5) - Part II, column (b), line 30 . . . . .	6	421,991.

**Part IV Capital Gains and Losses for Tax on Investment Income**

(a) List and describe the kind(s) of property sold (e.g., real estate, 2-story brick warehouse, or common stock, 200 shs MLC Co)				(b) How acquired P - Purchase D - Donation	(c) Date acquired (mo, day, yr)	(d) Date sold (mo, day, yr)
<b>1a</b>	PUBLICLY TRADED SECURITIES					
<b>b</b>						
<b>c</b>						
<b>d</b>						
<b>e</b>						
(e) Gross sales price	(f) Depreciation allowed (or allowable)	(g) Cost or other basis plus expense of sale	(h) Gain or (loss) (e) plus (f) minus (g)			
<b>a</b>	112,491.	105,488.	7,003.			
<b>b</b>						
<b>c</b>						
<b>d</b>						
<b>e</b>						
Complete only for assets showing gain in column (h) and owned by the foundation on 12/31/69			(l) Gains (Col (h) gain minus col (k), but not less than -0-) or Losses (from col (h))			
(i) FMV as of 12/31/69	(j) Adjusted basis as of 12/31/69	(k) Excess of col (i) over col (j), if any				
<b>a</b>			7,003.			
<b>b</b>						
<b>c</b>						
<b>d</b>						
<b>e</b>						
<b>2</b>	Capital gain net income or (net capital loss) $\left\{ \begin{array}{l} \text{If gain, also enter in Part I, line 7} \\ \text{If (loss), enter -0- in Part I, line 7} \end{array} \right\}$			<b>2</b>	7,003.	
<b>3</b>	Net short-term capital gain or (loss) as defined in sections 1222(5) and (6) If gain, also enter in Part I, line 8, column (c) (see instructions). If (loss), enter -0- in Part I, line 8			<b>3</b>		

**Part V Qualification Under Section 4940(e) for Reduced Tax on Net Investment Income**

(For optional use by domestic private foundations subject to the section 4940(a) tax on net investment income)

If section 4940(d)(2) applies, leave this part blank.

Was the foundation liable for the section 4942 tax on the distributable amount of any year in the base period?  Yes  No  
 If "Yes," the foundation does not qualify under section 4940(e) Do not complete this part

**1** Enter the appropriate amount in each column for each year, see the instructions before making any entries

(a) Base period years Calendar year (or tax year beginning in)	(b) Adjusted qualifying distributions	(c) Net value of noncharitable-use assets	(d) Distribution ratio (col (b) divided by col (c))
2011	9,919.	446,886.	0.022196
2010	24,751.	441,958.	0.056003
2009	24,505.	416,778.	0.058796
2008	27,556.	473,199.	0.058233
2007			

<b>2</b>	Total of line 1, column (d)	<b>2</b>	0.195228
<b>3</b>	Average distribution ratio for the 5-year base period - divide the total on line 2 by 5, or by the number of years the foundation has been in existence if less than 5 years	<b>3</b>	0.048807
<b>4</b>	Enter the net value of noncharitable-use assets for 2012 from Part X, line 5	<b>4</b>	441,599.
<b>5</b>	Multiply line 4 by line 3	<b>5</b>	21,553.
<b>6</b>	Enter 1% of net investment income (1% of Part I, line 27b)	<b>6</b>	136.
<b>7</b>	Add lines 5 and 6	<b>7</b>	21,689.
<b>8</b>	Enter qualifying distributions from Part XII, line 4 If line 8 is equal to or greater than line 7, check the box in Part VI, line 1b, and complete that part using a 1% tax rate. See the Part VI instructions	<b>8</b>	23,582.

Part VI Excise Tax Based on Investment Income (Section 4940(a), 4940(b), 4940(e), or 4948 - see instructions)

Table with 11 rows for excise tax calculations. Includes categories like 'Exempt operating foundations', 'Tax under section 511', 'Credits/Payments', and 'Total credits and payments'. Values include 136, NONE, 360, 224, and 88.

Part VII-A Statements Regarding Activities

Table with 10 rows of activity statements. Columns include question number, 'Yes', and 'No'. Includes questions about political campaigns, tax returns, and substantial contributors. 'No' column contains 'X' marks for questions 1a, 1b, 1c, 2, 3, 4a, 5, 6, 7, 8b, 9, and 10.

Part VII-A Statements Regarding Activities (continued)

11 At any time during the year, did the foundation, directly or indirectly, own a controlled entity within the meaning of section 512(b)(13)? If "Yes," attach schedule (see instructions)
12 Did the foundation make a distribution to a donor advised fund over which the foundation or a disqualified person had advisory privileges? If "Yes," attach statement (see instructions)
13 Did the foundation comply with the public inspection requirements for its annual returns and exemption application?
Website address N/A
14 The books are in care of JP MORGAN CHASE BANK NA Telephone no (866)888-5157
Located at 10 S. DEARBORN ST., MC: IL1-0117, CHICAGO, IL ZIP+4 60603
15 Section 4947(a)(1) nonexempt charitable trusts filing Form 990-PF in lieu of Form 1041 - Check here
16 At any time during calendar year 2012, did the foundation have an interest in or a signature or other authority over a bank, securities, or other financial account in a foreign country? Yes No X

Part VII-B Statements Regarding Activities for Which Form 4720 May Be Required

File Form 4720 if any item is checked in the "Yes" column, unless an exception applies.

1a During the year did the foundation (either directly or indirectly)
(1) Engage in the sale or exchange, or leasing of property with a disqualified person? Yes No X
(2) Borrow money from, lend money to, or otherwise extend credit to (or accept it from) a disqualified person? Yes No X
(3) Furnish goods, services, or facilities to (or accept them from) a disqualified person? Yes No X
(4) Pay compensation to, or pay or reimburse the expenses of, a disqualified person? X Yes No
(5) Transfer any income or assets to a disqualified person (or make any of either available for the benefit or use of a disqualified person)? Yes No X
(6) Agree to pay money or property to a government official? (Exception. Check "No" if the foundation agreed to make a grant to or to employ the official for a period after termination of government service, if terminating within 90 days). Yes No X
b If any answer is "Yes" to 1a(1)-(6), did any of the acts fail to qualify under the exceptions described in Regulations section 53.4941(d)-3 or in a current notice regarding disaster assistance (see instructions)? 1b X
c Did the foundation engage in a prior year in any of the acts described in 1a, other than excepted acts, that were not corrected before the first day of the tax year beginning in 2012? 1c X
2 Taxes on failure to distribute income (section 4942) (does not apply for years the foundation was a private operating foundation defined in section 4942(j)(3) or 4942(j)(5))
a At the end of tax year 2012, did the foundation have any undistributed income (lines 6d and 6e, Part XIII) for tax year(s) beginning before 2012? Yes No X
If "Yes," list the years
b Are there any years listed in 2a for which the foundation is not applying the provisions of section 4942(a)(2) (relating to incorrect valuation of assets) to the year's undistributed income? (If applying section 4942(a)(2) to all years listed, answer "No" and attach statement - see instructions) 2b X
c If the provisions of section 4942(a)(2) are being applied to any of the years listed in 2a, list the years here
3a Did the foundation hold more than a 2% direct or indirect interest in any business enterprise at any time during the year? Yes No X
b If "Yes," did it have excess business holdings in 2012 as a result of (1) any purchase by the foundation or disqualified persons after May 26, 1969, (2) the lapse of the 5-year period (or longer period approved by the Commissioner under section 4943(c)(7)) to dispose of holdings acquired by gift or bequest, or (3) the lapse of the 10-, 15-, or 20-year first phase holding period? (Use Schedule C, Form 4720, to determine if the foundation had excess business holdings in 2012) 3b
4a Did the foundation invest during the year any amount in a manner that would jeopardize its charitable purposes? 4a X
b Did the foundation make any investment in a prior year (but after December 31, 1969) that could jeopardize its charitable purpose that had not been removed from jeopardy before the first day of the tax year beginning in 2012? 4b X

**Part VII-B Statements Regarding Activities for Which Form 4720 May Be Required (continued)**

**5a** During the year did the foundation pay or incur any amount to

(1) Carry on propaganda, or otherwise attempt to influence legislation (section 4945(e))?  Yes  No

(2) Influence the outcome of any specific public election (see section 4955), or to carry on, directly or indirectly, any voter registration drive?  Yes  No

(3) Provide a grant to an individual for travel, study, or other similar purposes?  Yes  No

(4) Provide a grant to an organization other than a charitable, etc., organization described in section 509(a)(1), (2), or (3), or section 4940(d)(2)? (see instructions)  Yes  No

(5) Provide for any purpose other than religious, charitable, scientific, literary, or educational purposes, or for the prevention of cruelty to children or animals?  Yes  No

**b** If any answer is "Yes" to 5a(1)-(5), did any of the transactions fail to qualify under the exceptions described in Regulations section 53.4945 or in a current notice regarding disaster assistance (see instructions)?  Yes  No  
 Organizations relying on a current notice regarding disaster assistance check here

**c** If the answer is "Yes" to question 5a(4), does the foundation claim exemption from the tax because it maintained expenditure responsibility for the grant?  Yes  No  
 If "Yes," attach the statement required by Regulations section 53.4945-5(d)

**6a** Did the foundation, during the year, receive any funds, directly or indirectly, to pay premiums on a personal benefit contract?  Yes  No

**b** Did the foundation, during the year, pay premiums, directly or indirectly, on a personal benefit contract?  Yes  No  
 If "Yes" to 6b, file Form 8870

**7a** At any time during the tax year, was the foundation a party to a prohibited tax shelter transaction?  Yes  No

**b** If "Yes," did the foundation receive any proceeds or have any net income attributable to the transaction?  Yes  No

**Part VIII Information About Officers, Directors, Trustees, Foundation Managers, Highly Paid Employees, and Contractors**

**1 List all officers, directors, trustees, foundation managers and their compensation (see instructions)**

(a) Name and address	(b) Title, and average hours per week devoted to position	(c) Compensation (if not paid, enter -0-)	(d) Contributions to employee benefit plans and deferred compensation	(e) Expense account, other allowances
JP MORGAN CHASE BANK NA 10 S DEARBORN ST, MC. IL1-0117, CHICAGO, IL 60603	TRUSTEE 5	3,863.	-0-	-0-
-----	-----	-----	-----	-----
-----	-----	-----	-----	-----
-----	-----	-----	-----	-----
-----	-----	-----	-----	-----

**2 Compensation of five highest-paid employees (other than those included on line 1 - see instructions) If none, enter "NONE."**

(a) Name and address of each employee paid more than \$50,000	(b) Title, and average hours per week devoted to position	(c) Compensation	(d) Contributions to employee benefit plans and deferred compensation	(e) Expense account, other allowances
NONE	-----	NONE	NONE	NONE
-----	-----	-----	-----	-----
-----	-----	-----	-----	-----
-----	-----	-----	-----	-----
-----	-----	-----	-----	-----

**Total number of other employees paid over \$50,000**  Yes  No **NONE**

**Part VIII Information About Officers, Directors, Trustees, Foundation Managers, Highly Paid Employees, and Contractors** (continued)

**3 Five highest-paid independent contractors for professional services (see instructions). If none, enter "NONE."**

(a) Name and address of each person paid more than \$50,000	(b) Type of service	(c) Compensation
NONE		NONE
<b>Total number of others receiving over \$50,000 for professional services . . . . .</b>		NONE

**Part IX-A Summary of Direct Charitable Activities**

List the foundation's four largest direct charitable activities during the tax year. Include relevant statistical information such as the number of organizations and other beneficiaries served, conferences convened, research papers produced, etc.	Expenses
1 NONE	
2	
3	
4	

**Part IX-B Summary of Program-Related Investments** (see instructions)

Describe the two largest program-related investments made by the foundation during the tax year on lines 1 and 2	Amount
1 NONE	
2	
All other program-related investments See instructions	
3 NONE	
<b>Total. Add lines 1 through 3 . . . . .</b>	

**Part X Minimum Investment Return** (All domestic foundations must complete this part. Foreign foundations, see instructions.)

<b>1</b>	Fair market value of assets not used (or held for use) directly in carrying out charitable, etc., purposes.		
<b>a</b>	Average monthly fair market value of securities	<b>1a</b>	419,422.
<b>b</b>	Average of monthly cash balances	<b>1b</b>	28,902.
<b>c</b>	Fair market value of all other assets (see instructions)	<b>1c</b>	NONE
<b>d</b>	<b>Total</b> (add lines 1a, b, and c)	<b>1d</b>	448,324.
<b>e</b>	Reduction claimed for blockage or other factors reported on lines 1a and 1c (attach detailed explanation)	<b>1e</b>	
<b>2</b>	Acquisition indebtedness applicable to line 1 assets	<b>2</b>	NONE
<b>3</b>	Subtract line 2 from line 1d	<b>3</b>	448,324.
<b>4</b>	Cash deemed held for charitable activities Enter 1 1/2% of line 3 (for greater amount, see instructions)	<b>4</b>	6,725.
<b>5</b>	<b>Net value of noncharitable-use assets.</b> Subtract line 4 from line 3 Enter here and on Part V, line 4	<b>5</b>	441,599.
<b>6</b>	<b>Minimum investment return.</b> Enter 5% of line 5	<b>6</b>	22,080.

**Part XI Distributable Amount** (see instructions) (Section 4942(j)(3) and (j)(5) private operating foundations and certain foreign organizations check here  and do not complete this part)

<b>1</b>	Minimum investment return from Part X, line 6	<b>1</b>	22,080.
<b>2a</b>	Tax on investment income for 2012 from Part VI, line 5	<b>2a</b>	136.
<b>b</b>	Income tax for 2012. (This does not include the tax from Part VI)	<b>2b</b>	
<b>c</b>	Add lines 2a and 2b	<b>2c</b>	136.
<b>3</b>	Distributable amount before adjustments Subtract line 2c from line 1	<b>3</b>	21,944.
<b>4</b>	Recoveries of amounts treated as qualifying distributions	<b>4</b>	NONE
<b>5</b>	Add lines 3 and 4	<b>5</b>	21,944.
<b>6</b>	Deduction from distributable amount (see instructions)	<b>6</b>	NONE
<b>7</b>	<b>Distributable amount</b> as adjusted. Subtract line 6 from line 5 Enter here and on Part XIII, line 1	<b>7</b>	21,944.

**Part XII Qualifying Distributions** (see instructions)

<b>1</b>	Amounts paid (including administrative expenses) to accomplish charitable, etc., purposes		
<b>a</b>	Expenses, contributions, gifts, etc - total from Part I, column (d), line 26	<b>1a</b>	23,582.
<b>b</b>	Program-related investments - total from Part IX-B	<b>1b</b>	
<b>2</b>	Amounts paid to acquire assets used (or held for use) directly in carrying out charitable, etc., purposes	<b>2</b>	NONE
<b>3</b>	Amounts set aside for specific charitable projects that satisfy the:		
<b>a</b>	Suitability test (prior IRS approval required)	<b>3a</b>	NONE
<b>b</b>	Cash distribution test (attach the required schedule)	<b>3b</b>	NONE
<b>4</b>	<b>Qualifying distributions.</b> Add lines 1a through 3b Enter here and on Part V, line 8, and Part XIII, line 4	<b>4</b>	23,582.
<b>5</b>	Foundations that qualify under section 4940(e) for the reduced rate of tax on net investment income Enter 1% of Part I, line 27b (see instructions)	<b>5</b>	136.
<b>6</b>	<b>Adjusted qualifying distributions.</b> Subtract line 5 from line 4	<b>6</b>	23,446.

**Note.** The amount on line 6 will be used in Part V, column (b), in subsequent years when calculating whether the foundation qualifies for the section 4940(e) reduction of tax in those years

**Part XIII Undistributed Income** (see instructions)

	(a) Corpus	(b) Years prior to 2011	(c) 2011	(d) 2012
1 Distributable amount for 2012 from Part XI, line 7 . . . . .				21,944.
2 Undistributed income, if any, as of the end of 2012				
a Enter amount for 2011 only . . . . .			1,351.	
b Total for prior years 20____, 20____, 20____		NONE		
3 Excess distributions carryover, if any, to 2012				
a From 2007 . . . . .	NONE			
b From 2008 . . . . .	NONE			
c From 2009 . . . . .	NONE			
d From 2010 . . . . .	NONE			
e From 2011 . . . . .	NONE			
f Total of lines 3a through e . . . . .	NONE			
4 Qualifying distributions for 2012 from Part XII, line 4 ▶ \$ 23,582.				
a Applied to 2011, but not more than line 2a . . . . .			1,351.	
b Applied to undistributed income of prior years (Election required - see instructions) . . . . .		NONE		
c Treated as distributions out of corpus (Election required - see instructions) . . . . .	NONE			
d Applied to 2012 distributable amount . . . . .				21,944.
e Remaining amount distributed out of corpus . . . . .	287.			
5 Excess distributions carryover applied to 2012 (If an amount appears in column (d), the same amount must be shown in column (a).)	NONE			NONE
6 Enter the net total of each column as indicated below:				
a Corpus Add lines 3f, 4c, and 4e Subtract line 5	287.			
b Prior years' undistributed income Subtract line 4b from line 2b . . . . .		NONE		
c Enter the amount of prior years' undistributed income for which a notice of deficiency has been issued, or on which the section 4942(a) tax has been previously assessed . . . . .		NONE		
d Subtract line 6c from line 6b Taxable amount - see instructions . . . . .		NONE		
e Undistributed income for 2011 Subtract line 4a from line 2a Taxable amount - see instructions . . . . .				
f Undistributed income for 2012 Subtract lines 4d and 5 from line 1 This amount must be distributed in 2013 . . . . .				NONE
7 Amounts treated as distributions out of corpus to satisfy requirements imposed by section 170(b)(1)(F) or 4942(g)(3) (see instructions) . . . . .	NONE			
8 Excess distributions carryover from 2007 not applied on line 5 or line 7 (see instructions) . . . . .	NONE			
9 Excess distributions carryover to 2013. Subtract lines 7 and 8 from line 6a . . . . .	287.			
10 Analysis of line 9				
a Excess from 2008 . . . . .	NONE			
b Excess from 2009 . . . . .	NONE			
c Excess from 2010 . . . . .	NONE			
d Excess from 2011 . . . . .	NONE			
e Excess from 2012 . . . . .	287.			

**Part XIV Private Operating Foundations** (see instructions and Part VII-A, question 9) NOT APPLICABLE

**1 a** If the foundation has received a ruling or determination letter that it is a private operating foundation, and the ruling is effective for 2012, enter the date of the ruling ▶

**b** Check box to indicate whether the foundation is a private operating foundation described in section 4942(j)(3) or 4942(j)(5)

	Tax year				(e) Total
	(a) 2012	(b) 2011	(c) 2010	(d) 2009	
<b>2 a</b> Enter the lesser of the adjusted net income from Part I or the minimum investment return from Part X for each year listed . . . . .					
<b>b</b> 85% of line 2a . . . . .					
<b>c</b> Qualifying distributions from Part XII, line 4 for each year listed . . . . .					
<b>d</b> Amounts included in line 2c not used directly for active conduct of exempt activities . . . . .					
<b>e</b> Qualifying distributions made directly for active conduct of exempt activities Subtract line 2d from line 2c . . . . .					
<b>3</b> Complete 3a, b, or c for the alternative test relied upon					
<b>a</b> "Assets" alternative test - enter					
<b>(1)</b> Value of all assets . . . . .					
<b>(2)</b> Value of assets qualifying under section 4942(j)(3)(B)(i). . . . .					
<b>b</b> "Endowment" alternative test - enter 2/3 of minimum investment return shown in Part X, line 6 for each year listed . . . . .					
<b>c</b> "Support" alternative test - enter					
<b>(1)</b> Total support other than gross investment income (interest, dividends, rents, payments on securities loans (section 512(a)(5)), or royalties) . . . . .					
<b>(2)</b> Support from general public and 5 or more exempt organizations as provided in section 4942(j)(3)(B)(iii) . . . . .					
<b>(3)</b> Largest amount of support from an exempt organization . . . . .					
<b>(4)</b> Gross investment income . . . . .					

**Part XV Supplementary Information (Complete this part only if the foundation had \$5,000 or more in assets at any time during the year - see instructions.)**

**1 Information Regarding Foundation Managers:**

**a** List any managers of the foundation who have contributed more than 2% of the total contributions received by the foundation before the close of any tax year (but only if they have contributed more than \$5,000) (See section 507(d)(2) )

NONE

**b** List any managers of the foundation who own 10% or more of the stock of a corporation (or an equally large portion of the ownership of a partnership or other entity) of which the foundation has a 10% or greater interest

NONE

**2 Information Regarding Contribution, Grant, Gift, Loan, Scholarship, etc., Programs:**

Check here  if the foundation only makes contributions to preselected charitable organizations and does not accept unsolicited requests for funds. If the foundation makes gifts, grants, etc (see instructions) to individuals or organizations under other conditions, complete items 2a, b, c, and d

- a** The name, address, and telephone number or e-mail of the person to whom applications should be addressed.
- b** The form in which applications should be submitted and information and materials they should include
- c** Any submission deadlines

**d** Any restrictions or limitations on awards, such as by geographical areas, charitable fields, kinds of institutions, or other factors:

**Part XV** Supplementary Information (continued)

**3 Grants and Contributions Paid During the Year or Approved for Future Payment**

Recipient Name and address (home or business)	If recipient is an individual, show any relationship to any foundation manager or substantial contributor	Foundation status of recipient	Purpose of grant or contribution	Amount
<p><b>a Paid during the year</b></p> <p>UPPER RARITAN WATERSHED ASSOCIATION 2121 LARGER CROSS ROAD GLADSTONE NJ 07934</p>	NONE	PUBLIC CHA	PROGRAM SUPPORT	22,616.
<b>Total</b> .....				▶ <b>3a</b> 22,616.
<p><b>b Approved for future payment</b></p>				
<b>Total</b> .....				▶ <b>3b</b>

Part XVI-A Analysis of Income-Producing Activities

Enter gross amounts unless otherwise indicated

Table with 5 columns: (a) Business code, (b) Amount, (c) Exclusion code, (d) Amount, (e) Related or exempt function income. Rows include Program service revenue, Membership dues, Interest on savings, Dividends, Net rental income, Gain or loss from sales, etc.

Part XVI-B Relationship of Activities to the Accomplishment of Exempt Purposes

Table with 2 columns: Line No, Explain below how each activity for which income is reported in column (e) of Part XVI-A contributed importantly to the accomplishment of the foundation's exempt purposes.

NOT APPLICABLE

Part XVII Information Regarding Transfers To and Transactions and Relationships With Noncharitable Exempt Organizations

- 1 Did the organization directly or indirectly engage in any of the following with any other organization described in section 501(c) of the Code... a Transfers from the reporting foundation to a noncharitable exempt organization of: (1) Cash, (2) Other assets, b Other transactions: (1) Sales of assets to a noncharitable exempt organization, (2) Purchases of assets from a noncharitable exempt organization, (3) Rental of facilities, equipment, or other assets, (4) Reimbursement arrangements, (5) Loans or loan guarantees, (6) Performance of services or membership or fundraising solicitations, c Sharing of facilities, equipment, mailing lists, other assets, or paid employees, d If the answer to any of the above is "Yes," complete the following schedule...

Table with 4 columns: (a) Line no, (b) Amount involved, (c) Name of noncharitable exempt organization, (d) Description of transfers, transactions, and sharing arrangements.

2a Is the foundation directly or indirectly affiliated with, or related to, one or more tax-exempt organizations described in section 501(c) of the Code (other than section 501(c)(3)) or in section 527? Yes No

Table with 3 columns: (a) Name of organization, (b) Type of organization, (c) Description of relationship.

Sign Here Under penalties of perjury, I declare that I have examined this return, including accompanying schedules and statements, and to the best of my knowledge and belief, it is true, correct, and complete. Declaration of preparer (other than taxpayer) is based on all information of which preparer has any knowledge. Signature of officer or trustee: Anthony Ward, Date: 05/29/2013, Title: [blank]. May the IRS discuss this return with the preparer shown below (see instructions)? Yes No

Paid Preparer Use Only Print/Type preparer's name, Preparer's signature, Date, Check [ ] if self-employed, PTIN, Firm's name, Firm's address, Firm's EIN, Phone no.

FORM 990PF, PART I - OTHER INCOME  
=====

DESCRIPTION -----	REVENUE AND EXPENSES PER BOOKS -----	NET INVESTMENT INCOME -----
POWERSHARES DB COMM INDEX TRK FD (NET)	-----	-45.
TOTALS	=====	-45. =====

FORM 990PF, PART I - TAXES  
=====

DESCRIPTION -----	REVENUE AND EXPENSES PER BOOKS -----	NET INVESTMENT INCOME -----
FEDERAL TAX PAYMENT - PRIOR YE	350.	
FEDERAL ESTIMATES - INCOME	360.	
FOREIGN TAXES ON QUALIFIED FOR	112.	112.
FOREIGN TAXES ON NONQUALIFIED	16.	16.
TOTALS	838.	128.
	=====	=====

FEDERAL FOOTNOTES

=====

NO FILING REQUIRED WITH NEW JERSEY ATTORNEY GENERAL



TR U/W FOR THE FAIRVIEW FARM ACCT P60325001  
For the Period 1/1/13 to 1/31/13

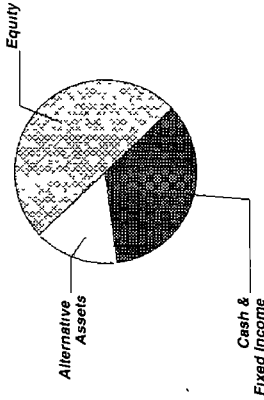
## Account Summary

### PRINCIPAL

Asset Allocation	Beginning Market Value	Ending Market Value	Change In Value	Estimated Annual Income	Current Allocation
Equity	224,162.63	232,961.99	8,799.36	3,180.72	50%
Alternative Assets	63,527.51	68,139.95	4,612.44	1,248.59	15%
Cash & Fixed Income	159,927.14	157,200.05	(2,727.09)	3,395.54	35%
<b>Market Value</b>	<b>\$447,617.28</b>	<b>\$458,301.99</b>	<b>\$10,684.71</b>	<b>\$7,824.85</b>	<b>100%</b>

### INCOME

Cash Position	Beginning Market Value	Ending Market Value	Change In Value
Cash Balance	4,392.60	194.67	(4,197.93)
Accruals	541.16	259.22	(281.94)
<b>Market Value</b>	<b>\$4,933.76</b>	<b>\$453.89</b>	<b>(\$4,479.87)</b>




### INCOME

Portfolio Activity	Current Period Value	Year-to-Date Value
Beginning Market Value	4,392.60	1,770.52
Additions	552.24	12,777.88
Withdrawals & Fees	(5,291.33)	(23,901.33)
<b>Net Additions/Withdrawals</b>	<b>(\$4,739.09)</b>	<b>(\$11,123.45)</b>
Income	541.16	9,547.60
Change In Investment Value	\$194.67	\$194.67
Ending Market Value	259.22	259.22
Accruals	\$453.89	\$453.89

### PRINCIPAL

Portfolio Activity	Current Period Value	Year-to-Date Value
Beginning Market Value	447,617.28	444,370.86
Additions	(1,315.78)	(16,065.81)
<b>Net Additions/Withdrawals</b>	<b>(\$1,315.78)</b>	<b>(\$16,065.81)</b>
Income	12,000.49	29,996.94
Change In Investment Value	\$458,301.99	\$458,301.99
Ending Market Value	--	--
Accruals	--	--
<b>Market Value with Accruals</b>	<b>--</b>	<b>--</b>

J.P. Morgan



TR U/W FOR THE FAIRVIEW FARM ACCT P60325001  
 For the Period 1/1/13 to 1/31/13

**Account Summary** CONTINUED

Tax Summary	Current Period Value	Year-to-Date Value
Domestic Dividends/Distributions	540 40	9,538 74
Interest Income	0 76	8 86
<b>Taxable Income</b>	<b>\$541.16</b>	<b>\$9,547.60</b>

	Current Period Value	Year-to-Date Value
LT Capital Gain Distributions		4,148 40
ST Realized Gain/Loss		1,236 76
LT Realized Gain/Loss	232 21	1,565 84
<b>Realized Gain/Loss</b>	<b>\$232.21</b>	<b>\$6,951.00</b>

	To-Date Value
<b>Unrealized Gain/Loss</b>	<b>\$36,506.50</b>

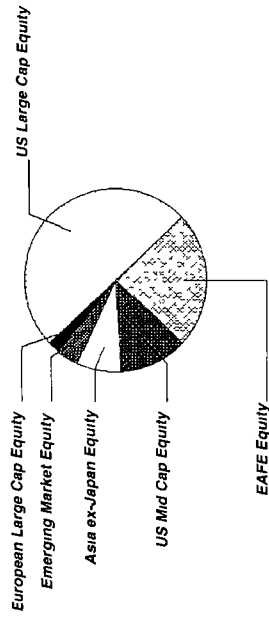
Cost Summary	Cost
Equity	205,028 05
Cash & Fixed Income	153,287 53
<b>Total</b>	<b>\$358,315.58</b>



TR U/W FOR THE FAIRVIEW FARM ACCT P60325001  
For the Period 1/1/13 to 1/31/13

## Equity Summary

Asset Categories	Beginning Market Value	Ending Market Value	Change In Value	Current Allocation
US Large Cap Equity	108,955 85	113,975 26	5,019 41	25%
US Mid Cap Equity	27,310 59	29,131 84	1,821 25	6%
EAFE Equity	54,535 08	56,847 55	2,312 47	12%
European Large Cap Equity	4,639 80	4,838 35	198 55	1%
Asia ex-Japan Equity	18,369 76	18,618 83	249 07	4%
Emerging Market Equity	10,351 55	9,550 16	(801 39)	2%
<b>Total Value</b>	<b>\$224,162.63</b>	<b>\$232,961.99</b>	<b>\$8,799.36</b>	<b>50%</b>



Equity as a percentage of your portfolio - 50 %

Market Value/Cost	Current Period Value
Market Value	232,961 99
Tax Cost	205,028 05
Unrealized Gain/Loss	27,933 94
Estimated Annual Income	3,180 72
Accrued Dividends	0 80
Yield	1 36%

J.P. Morgan




TR U/W FOR THE FAIRVIEW FARM ACCT P60325001  
For the Period 1/1/13 to 1/31/13

## Equity Detail

	Price	Quantity	Value	Adjusted Tax Cost Original Cost	Unrealized Gain/Loss	Est Annual Inc Accrued Div	Yield
<b>US Large Cap Equity</b>							
FMI FDS INC LARGE CAP FD 302933-20-5 FMIH X	18 10	510 150	9,233 72	7,162 51	2,071 21	99 98	1 08 %
HARTFORD CAPITAL APPRECIATION FUND 416649-30-9 ITHI X	36 34	253 411	9,208 96	7,412 27	1,796 69	87 68	0 95 %
JPM EQUITY INCOME FD - SEL FUND 3128 4812C0-49-8 HLJE X	10 84	250 526	2,715 70	2,142 00	573 70	61 87 0 80	2 28 %
JPM INTREPID AMERICA FD - SEL FUND 1206 4812A2-10-8 JPIA X	27 35	332 516	9,094 31	7,586 14	1,508 17	164 59	1 81 %
JPM INTREPID VALUE FD - SEL FUND 1136 4812A2-30-6 JPIV X	27 41	343 590	9,417 80	8,428 26	989 54	154 61	1 64 %
JPM LARGE CAP GROWTH FD - SEL FUND 3118 4812C0-53-0 SEEG X	24 95	469 861	11,723 03	10,082 60	1,640 43	49 33	0 42 %
JPM US EQUITY FD - SEL FUND 1224 4812A1-15-9 JUES X	11 82	1,161 378	13,727 49	11,006 59	2,720 90	164 91	1 20 %
JPM US LRGE CAP CORE PLUS FD - SEL FUND 1002 4812A2-38-9 JLPS X	23 37	575 030	13,438 45	10,942 82	2,495 63	97 18	0 72 %
MANNING & NAPIER FUND INC EQUITY SERIES 563821-60-2 EXEY X	18 51	1,161 194	21,493 70	19,903 50	1,590 20	40 64	0 19 %

J.P. Morgan




TR U/W FOR THE FAIRVIEW FARM ACCT P60325001  
For the Period 1/1/13 to 1/31/13

	Price	Quantity	Value	Adjusted Tax Cost Original Cost	Unrealized Gain/Loss	Est. Annual Inc. Accrued Div	Yield
<b>US Large Cap Equity</b>							
SPDR S&P 500 ETF TRUST 78462F-10-3 SPY	149.70	93,000	13,922.10	13,113.91	808.19	288.57	2.07%
<b>Total US Large Cap Equity</b>			<b>\$113,975.26</b>	<b>\$97,780.60</b>	<b>\$16,194.66</b>	<b>\$1,209.36</b> \$0.80	<b>1.06%</b>
<b>US Mid Cap Equity</b>							
ISHARES CORE S&P MID-CAP ETF 464287-50-7 IJH	109.10	48,000	5,236.80	3,423.37	1,813.43	69.64	1.33%
JPM MARKET EXPANSION INDEX FD - SEL FUND 3708 4812C1-63-7 PGMIX	11.31	854,165	9,660.61	7,251.86	2,408.75	99.93	1.03%
JPM TR I MIDCAP CORE - SEL 48121L-75-9 JMRSX	19.02	748,393	14,234.43	13,013.00	1,221.43	113.00	0.79%
<b>Total US Mid Cap Equity</b>			<b>\$29,131.84</b>	<b>\$23,688.23</b>	<b>\$5,443.61</b>	<b>\$282.57</b>	<b>0.97%</b>
<b>EAFE Equity</b>							
ISHARES MSCI EAFE INDEX FUND 464287-46-5 EFA	58.98	160,000	9,436.80	9,310.93	125.87	281.44	2.98%
JPM INTL VALUE FD - SEL FUND 1296 4812A0-56-5 JIESX	13.43	722,134	9,698.26	9,233.09	465.17	228.91	2.36%
MFS INTL VALUE-I 55273E-82-2 MINIX	29.71	474,466	14,096.38	11,996.53	2,099.85	243.87	1.73%



TR U/W FOR THE FAIRVIEW FARM ACCT P60325001  
For the Period 1/1/13 to 1/31/13

	Price	Quantity	Value	Adjusted Tax Cost Original Cost	Unrealized Gain/Loss	Est Annual Inc Accrued Div	Yield
<b>EAFE Equity</b>							
T. ROWE PRICE OVERSEAS STOCK FUND 77956H-75-7 TROS X	8.81	2,680,603	23,616.11	23,379.00	237.11	455.70	1.93%
<b>Total EAFE Equity</b>			<b>\$56,847.55</b>	<b>\$53,919.55</b>	<b>\$2,928.00</b>	<b>\$1,209.92</b>	<b>2.13%</b>
<b>European Large Cap Equity</b>							
VANGUARD MSCI EUROPE ETF 922042-87-4 VGK	50.93	95,000	4,838.35	4,608.96	229.39	139.55	2.88%
<b>Asia ex-Japan Equity</b>							
ABERDEEN ASIA PACIFIC (EX JAPAN) EQUITY FUND - INSTITUTIONAL SERVICE SHARES 003021-69-8 AAPI X	12.09	763,137	9,226.33	8,058.72	1,167.61	130.49	1.41%
MATTHEWS PACIFIC TIGER INSTL FUND 577130-83-4 MIPT X	24.95	376,453	9,392.50	7,421.25	1,971.25	76.04	0.81%
<b>Total Asia ex-Japan Equity</b>			<b>\$18,618.83</b>	<b>\$15,479.97</b>	<b>\$3,138.86</b>	<b>\$206.53</b>	<b>1.11%</b>
<b>Emerging Market Equity</b>							
JPM EM MKTS EQUITY FD - SEL FUND 1235 4812A0-62-3 JEMS X	23.75	190,100	4,514.88	4,556.70	(41.82)	22.62	0.50%



TR U/W FOR THE FAIRVIEW FARM ACCT P60325001  
 For the Period 1/1/13 to 1/31/13

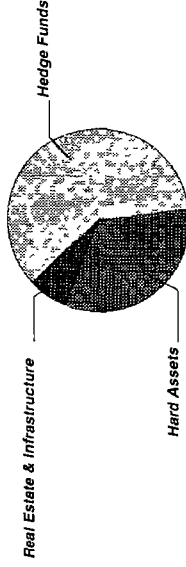
	Price	Quantity	Value	Adjusted Tax Cost Original Cost	Unrealized Gain/Loss	Est Annual Inc Accrued Div	Yield
<b>Emerging Market Equity</b>							
VANGUARD FTSE EMERGING MARKETS ETF 922042-85-8 VWO	44.56	113,000	5,035.28	4,994.04	41.24	110.17	2.19%
<b>Total Emerging Market Equity</b>			<b>\$9,550.16</b>	<b>\$9,550.74</b>	<b>(\$0.58)</b>	<b>\$132.79</b>	<b>1.39%</b>



TR U/W FOR THE FAIRVIEW FARM ACCT P60325001  
 For the Period 1/1/13 to 1/31/13

## Alternative Assets Summary

Asset Categories	Beginning Estimated Value	Ending Estimated Value	Change In Value	Current Allocation
Hedge Funds	40,103.32	40,505.44	402.12	9%
Real Estate & Infrastructure	4,517.19	4,657.01	139.82	1%
Hard Assets	18,907.00	22,977.50	4,070.50	5%
<b>Total Value</b>	<b>\$63,527.51</b>	<b>\$68,139.95</b>	<b>\$4,612.44</b>	<b>15%</b>



Alternative Assets as a percentage of your portfolio - 15 %



TR U/W FOR THE FAIRVIEW FARM ACCT P60325001  
 For the Period 1/1/13 to 1/31/13

Note P indicates position adjusted for Pending Trade Activity

### Alternative Assets Detail

	Price	Quantity	Estimated Value	Cost
<b>Hedge Funds</b>				
AIM INVT FDS	12 73	704 862	8,972 89	8,698 00
BAL RISK ALL Y				
00141V-69-7 ABR Y X				
<b>ARBITRAGE FUNDS - I</b>				
CL I	12 72	365 339	4,647 11	4,782 29
03875R-20-5 ARBN X				
<b>EATON VANCE FLOATING-RATE</b>				
ADVANTAGE I	11 18	809 730	9,052 78	8,874 64
277923-63-7 EIFA X				
<b>EATON VANCE MUT FDS TR GB MACRO</b>				
ABSOLUTE RTN I	9 91	463 940	4,597 65	4,805 36
277923-72-8 EIGM X				
<b>GATEWAY FUND - Y</b>				
367829-88-4 GTEY X	27 60	324 389	8,953 14	8,703 00
<b>PIMCO FDS</b>				
UNCONSTR BD	11 53	371 368	4,281 87	4,345 00
72201M-45-3 PUCP X				
<b>Total Hedge Funds</b>			<b>\$40,505.44</b>	<b>\$40,208.29</b>



TR U/W FOR THE FAIRVIEW FARM ACCT P60325001  
For the Period 1/1/13 to 1/31/13

	Quantity/Original Commitment Amount	Cost/Net Capital Called Since Inception	Net Distributions Since Inception	Estimated Value	Est Annual Inc Accrued Div	Yield
<b>Real Estate &amp; Infrastructure</b>						
JPM REALTY INCOME FD - INSTL FUND 1372 904504-50-3 URTL X	388 41	3,394 69		4,657 01	85 44	1 83%

Amounts shown above under "Estimated Value" for private equity funds are estimates based on the latest fund values received from each underlying fund, which value may be as of a date (underlying fund value date) prior to the period covered by this statement. The values provided by the underlying fund have been adjusted for any cash flows between your account and such fund that have occurred subsequent to the underlying fund value date to derive the "Estimated Value". Therefore, such "Estimated Value" may not reflect the value of your interest shown on any fund's actual books and records as of the date of this statement. For additional information, please contact your J.P. Morgan representative. For private equity funds, Estimated Values are based on estimates provided by the underlying funds that are generally presented on a US GAAP basis, which records investments at fair value, or "marked-to-market". Most of these underlying funds also present their audited financial statements on a US GAAP basis (i.e., "marked-to-market"). However, some of these underlying funds present their audited financial statements using the Income Tax Basis of Accounting, which records investments "at cost" based on the accrual basis of accounting for Federal income taxes. Where the underlying fund provides periodic estimates on a "marked-to-market" basis but reflects investments "at cost" in its audited financial statements, the marked-to-market Estimated Value shown herein for a private equity fund may be materially different from the value reflected on such fund's audited financial statements (which are also based on the audited financial statements of the underlying fund).

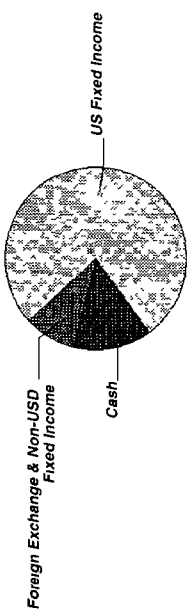
	Price	Quantity	Estimated Value	Cost
<b>Hard Assets</b>				
P POWERSHARES DB COMMODITY INDEX TRACKING FUND 73935S-10-5 DBC	28 47	490 000	13,950 30	12,973 93
SPDR GOLD TRUST 78463V-10-7 GLD	161 20	56 000	9,027 20	6,903 00
<b>Total Hard Assets</b>			<b>\$22,977.50</b>	<b>\$19,876.93</b>



TR U/W FOR THE FAIRVIEW FARM ACCT P60325001  
For the Period 1/1/13 to 1/31/13

## Cash & Fixed Income Summary

Asset Categories	Beginning Market Value	Ending Market Value	Change In Value	Current Allocation
Cash	29,909 91	24,648 83	(5,261 08)	5%
US Fixed Income	115,966 93	118,413 26	2,446 33	27%
Foreign Exchange & Non-USD Fixed Income	14,050 30	14,137 96	87 66	3%
<b>Total Value</b>	<b>\$159,927.14</b>	<b>\$157,200.05</b>	<b>(\$2,727.09)</b>	<b>35%</b>



Market Value/Cost	Current Period Value
Market Value	157,200 05
Tax Cost	153,287 53
Unrealized Gain/Loss	3,912.52
Estimated Annual Income	3,395 54
Accrued Interest	200 26
Yield	2 16%

Cash & Fixed Income as a percentage of your portfolio - 35 %

### SUMMARY BY MATURITY

Cash & Fixed Income	Market Value	% of Bond Portfolio
0-6 months <sup>1</sup>	157,200 05	100%

<sup>1</sup> The years indicate the number of years until the bond is scheduled to mature based on the statement end date. Some bonds may be called, or paid in full, before their stated maturity.

### SUMMARY BY TYPE

Cash & Fixed Income	Market Value	% of Bond Portfolio
Cash	24,648 83	15%
International Bonds	14,115 10	8%
Mutual Funds	118,436 12	77%
<b>Total Value</b>	<b>\$157,200.05</b>	<b>100%</b>



TR U/W FOR THE FAIRVIEW FARM ACCT. P60325001  
For the Period 1/1/13 to 1/31/13

Note <sup>1</sup> This is the Annual Percentage Yield (APY) which is the rate earned on deposit for a full year with compounding, there is no change in the interest rate and all interest is left in the account

### Cash & Fixed Income Detail

	Price	Quantity	Value	Adjusted Tax Cost Original Cost	Unrealized Gain/Loss	Est Annual Income Accrued Interest	Yield
<b>Cash</b>							
US DOLLAR PRINCIPAL	1.00	29,608.00	29,608.00	29,608.00		8.88 0.63	0.03% <sup>1</sup>
<b>COST OF PENDING PURCHASES</b>							
	1.00	(4,959.17)	(4,959.17)	(4,959.17)			
<b>Total Cash</b>			<b>\$24,648.83</b>	<b>\$24,648.83</b>	<b>\$0.00</b>	<b>\$8.88 \$0.63</b>	<b>0.04%</b>
<b>US Fixed Income</b>							
JPM TR I MLT SC INCM SL 48121A-29-0	10.24	936.96	9,594.44	9,482.00	112.44	373.84	3.90%
JPM TR I INFL MANAGED BD - SEL 48121A-56-3	10.79	825.00	8,901.78	8,802.78	99.00	169.95	1.91%
JPM STR INC OPP FD FUND 3844 4812A4-35-1	11.92	758.71	9,043.76	8,687.18	356.58	311.06 16.69	3.44%
DOUBLELINE FDS TR TTL RTN BD I 258620-10-3	11.34	383.20	4,345.48	4,288.00	57.48	254.82 17.67	5.86%
JPM HIGH YIELD FD - SEL FUND 3580 4812C0-80-3	8.20	1,102.27	9,038.57	8,255.97	782.60	577.58 45.19	6.39%



TR U/W FOR THE FAIRVIEW FARM ACCT P60325001  
For the Period 1/1/13 to 1/31/13

	Price	Quantity	Value	Adjusted Tax Cost Original Cost	Unrealized Gain/Loss	Est. Annual Income Accrued Interest	Yield
<b>US Fixed Income</b>							
JPM SHORT DURATION BOND FD - SEL FUND 3133 4812C1-33-0	10.98	5,395.94	59,247.43	57,558.84	1,688.59	744.63 48.56	1.26%
RIDGEWORTH FDS SEIX FLRT HI I 76628T-67-8	9.03	2,020.13	18,241.80	18,241.80		884.81 71.52	4.85%
<b>Total US Fixed Income</b>			<b>\$118,413.26</b>	<b>\$115,316.57</b>	<b>\$3,096.69</b>	<b>\$3,316.69</b> <b>\$199.63</b>	<b>2.80%</b>

**Foreign Exchange & Non-USD Fixed Income**

JPM INTL CURRENCY INCOME FD 4812A3-29-6	11.31	801.65	9,066.62	8,889.88	176.74		
DREYFUS LAUREL EMG MKT DEBT LOC C-1 261980-49-4	15.51	326.97	5,071.34	4,432.25	639.09	69.97	1.38%
<b>Total Foreign Exchange &amp; Non-USD Fixed Income</b>			<b>\$14,137.96</b>	<b>\$13,322.13</b>	<b>\$815.83</b>	<b>\$69.97</b>	<b>0.50%</b>

---

**On behalf of the listed taxpayer(s), J.P. Morgan  
files the below-listed tax return(s):**

---

JANUARY 2013 FISCALS FORM 990PF

June 13, 2013

DEPARTMENT OF TREASURY  
INTERNAL REVENUE SERVICE CENTER  
OGDEN, UT 84201-0045

---

ACCOUNT NUMBER	TAXPAYER	TAX ID#	REFUND
P60325001	TR U/W FOR THE FAIRVIEW FARM	13-6374228	88 00
R76218008	PATRICIA SILENCE MEM FDTN	74-6155174	0.00
R7514009	SHEILA E ALLEN CHAR REMAINDER TRUST	75-6424358	0 00

---

---

Under penalties of perjury, I declare that the facsimile signature appearing on the enclosed returns is the signature adopted by me to sign the returns filed and that such signature was affixed to the returns at my direction in accordance with Administrative Rule Tax 209

---

**Kindly acknowledge receipt of this letter and enclosures by signing, dating and returning the COPY in the envelope provided.**

**Karen Berzinski  
JPMorgan Chase Bank, NA  
10 S. Dearborn St.  
IL1-0111  
Chicago, IL 60603-2300**

Mailed Via Certified Mail, Receipt # 91 7199 9991 7031 8809 4334