



See a Social Security Number? Say Something!
Report Privacy Problems to <https://public.resource.org/privacy>
Or call the IRS Identity Theft Hotline at 1-800-908-4490



Form 990  Department of the Treasury Internal Revenue Service	Return of Organization Exempt From Income Tax Under section 501(c), 527, or 4947(a)(1) of the Internal Revenue Code (except black lung benefit trust or private foundation)	OMB No 1545-0047 <div> <div>2012</div> <div>Open to Public Inspection</div> </div>
	The organization may have to use a copy of this return to satisfy state reporting requirements	

A For the 2012 calendar year, or tax year beginning 01-01-2012 , 2012, and ending 12-31-2012

B Check if applicable <input type="checkbox"/> Address change <input type="checkbox"/> Name change <input type="checkbox"/> Initial return <input type="checkbox"/> Terminated <input type="checkbox"/> Amended return <input type="checkbox"/> Application pending	C Name of organization St Charles Health System Inc		D Employer identification number 93-0602940
	Doing Business As		
	Number and street (or P O box if mail is not delivered to street address) 2500 NE Neff Rd	Room/suite	E Telephone number (541) 706-7700
	City or town, state or country, and ZIP + 4 BEND, OR 97701		G Gross receipts \$ 591,003,189
	F Name and address of principal officer		H(a) Is this a group return for affiliates? <input type="checkbox"/> Yes <input checked="" type="checkbox"/> No H(b) Are all affiliates included? <input type="checkbox"/> Yes <input checked="" type="checkbox"/> No If "No " attach a list. (see instructions)

I Tax-exempt status <input checked="" type="checkbox"/> 501(c)(3) <input type="checkbox"/> 501(c) () <input type="checkbox"/> (insert no) <input type="checkbox"/> 4947(a)(1) or <input type="checkbox"/> 527		H(c) Group exemption number <input type="text"/>	
J Website: <input type="text"/> www.stcharleshealthcare.org			
K Form of organization <input checked="" type="checkbox"/> Corporation <input type="checkbox"/> Trust <input type="checkbox"/> Association <input type="checkbox"/> Other <input type="text"/>		L Year of formation 2001	M State of legal domicile OR

Part I Summary

Activities & Governance	1 Briefly describe the organization's mission or most significant activities Mission In a spirit of love and compassion better health, better care, better value Vision Creating America's healthiest community, together		
	2 Check this box <input type="checkbox"/> if the organization discontinued its operations or disposed of more than 25% of its net assets		
	3 Number of voting members of the governing body (Part VI, line 1a)	3	11
	4 Number of independent voting members of the governing body (Part VI, line 1b)	4	10
	5 Total number of individuals employed in calendar year 2012 (Part V, line 2a)	5	3,438
	6 Total number of volunteers (estimate if necessary)	6	675
	7a Total unrelated business revenue from Part VIII, column (C), line 12	7a	828,866
b Net unrelated business taxable income from Form 990-T, line 34	7b	-183,869	
Revenue	8 Contributions and grants (Part VIII, line 1h)	Prior Year 1,438,863	Current Year 2,682,552
	9 Program service revenue (Part VIII, line 2g)	483,651,931	506,272,107
	10 Investment income (Part VIII, column (A), lines 3, 4, and 7d)	11,325,142	10,467,188
	11 Other revenue (Part VIII, column (A), lines 5, 6d, 8c, 9c, 10c, and 11e)	27,631,612	37,803,144
	12 Total revenue—add lines 8 through 11 (must equal Part VIII, column (A), line 12)	524,047,548	557,224,991
	Expenses	13 Grants and similar amounts paid (Part IX, column (A), lines 1–3)	270,550
14 Benefits paid to or for members (Part IX, column (A), line 4)			0
15 Salaries, other compensation, employee benefits (Part IX, column (A), lines 5–10)		248,780,349	266,306,283
16a Professional fundraising fees (Part IX, column (A), line 11e)			0
b Total fundraising expenses (Part IX, column (D), line 25) <u>698,636</u>			
17 Other expenses (Part IX, column (A), lines 11a–11d, 11f–24e)		257,025,691	260,020,234
18 Total expenses Add lines 13–17 (must equal Part IX, column (A), line 25)		506,076,590	526,655,891
19 Revenue less expenses Subtract line 18 from line 12		17,970,958	30,569,100
Net Assets or Fund Balances			Beginning of Current Year
	20 Total assets (Part X, line 16)	555,452,380	596,971,416
	21 Total liabilities (Part X, line 26)	237,362,384	230,429,491
	22 Net assets or fund balances Subtract line 21 from line 20	318,089,996	366,541,925

Part II Signature Block

Under penalties of perjury, I declare that I have examined this return, including accompanying schedules and statements, and to the best of my knowledge and belief, it is true, correct, and complete. Declaration of preparer (other than officer) is based on all information of which preparer has any knowledge.

Sign Here	*****			2013-11-04	
	Signature of officer			Date	
	Karen M Shepard Exec VP Finance/CFO Type or print name and title				
Paid Preparer Use Only	Print/Type preparer's name		Preparer's signature		Date
	Check <input type="checkbox"/> if self-employed		PTIN		
	Firm's name			Firm's EIN	
	Firm's address			Phone no	

May the IRS discuss this return with the preparer shown above? (see instructions) ☐ Yes ☐ No

Part III

Statement of Program Service Accomplishments

Check if Schedule O contains a response to any question in this Part III

☐

1

Briefly describe the organization's mission

To own, manage and lease hospitals in Central Oregon, as well as the care of sick, injured and infirm and the carrying on, participation in and sponsorship of health-related services and activities in the communities

2

Did the organization undertake any significant program services during the year which were not listed on the prior Form 990 or 990-EZ?

☐ Yes ☒ No

If "Yes," describe these new services on Schedule O

3

Did the organization cease conducting, or make significant changes in how it conducts, any program services?

☐ Yes ☒ No

If "Yes," describe these changes on Schedule O

4

Describe the organization's program service accomplishments for each of its three largest program services, as measured by expenses Section 501(c)(3) and 501(c)(4) organizations are required to report the amount of grants and allocations to others, the total expenses, and revenue, if any, for each program service reported

4a

(Code) (Expenses \$ 283,722,690 including grants of \$ 329,374) (Revenue \$ 344,533,867)

St Charles Medical Center - Bend (SCMC-B)SCMC-B provided services for 14,478 Inpatients, 1,542 births, 14,825 surgical cases, 34,888 Emergency Room visits, and 121,420 Other Outpatient visits in 2012 As one of the Pacific Northwest's leading regional health care facilities, St Charles Bend provides services typically found in markets many times its size For over 90 years, St Charles Bend has taken responsibility for the health and well-being of generations of Oregonians, developing into a Level II Regional Trauma Center with specialized partnerships in heart, cancer, orthopedics and neurosurgery

4b

(Code) (Expenses \$ 45,756,013 including grants of \$) (Revenue \$ 56,760,096)

St Charles Medical Center - Redmond (SCMC-R)SCMC-R provided services for 2,107 inpatients, 358 births, 3,023 surgical cases, 18,387 Emergency Room visits, and 40,790 Other Outpatient Visits in 2012 At St Charles Redmond, the patient experience remains at the center of all we do and each patient is empowered to play an active role in his or her own care and healing Surgeries are performed in four of Oregon's newest and most advanced surgical suites Patients and their families enjoy the comfort of state-of-the-art patient rooms Everyone receives the level of care that is expected of a leading regional health care facility

4c

(Code) (Expenses \$ 39,564,991 including grants of \$) (Revenue \$ 49,874,638)

St Charles Medical Group (SCMG)SCMG is a group of medical clinics owned and operated by St Charles Health System These clinics are located throughout the region and provide outpatient services such as anticoagulation, cancer care, OB/GYN, pulmonary care, sleep disorder resources, and primary care SCMG provided 95,759 visits in Bend clinics, 45,296 visits in Redmond clinics, 5,435 visits in Sisters clinics and 26,517 visits in Prineville clinics in 2012 SCMG also operates an immediate care clinic to provide low-cost urgent care services to the community, the immediate care clinic provided services for 10,463 patient visits in 2012

4d

Other program services (Describe in Schedule O)

(Expenses \$ 39,040,338 including grants of \$) (Revenue \$ 55,103,505)

4e


















Total program service expenses

408,084,032

Form 990 (2012)

Part IV

Checklist of Required Schedules

	Yes	No
1 Is the organization described in section 501(c)(3) or 4947(a)(1) (other than a private foundation)? If "Yes," complete Schedule A 	1 Yes	
2 Is the organization required to complete Schedule B, Schedule of Contributors (see instructions)? 	2 Yes	
3 Did the organization engage in direct or indirect political campaign activities on behalf of or in opposition to candidates for public office? If "Yes," complete Schedule C, Part I	3	No
4 Section 501(c)(3) organizations. Did the organization engage in lobbying activities, or have a section 501(h) election in effect during the tax year? If "Yes," complete Schedule C, Part II	4	No
5 Is the organization a section 501(c)(4), 501(c)(5), or 501(c)(6) organization that receives membership dues, assessments, or similar amounts as defined in Revenue Procedure 98-19? If "Yes," complete Schedule C, Part III	5	No
6 Did the organization maintain any donor advised funds or any similar funds or accounts for which donors have the right to provide advice on the distribution or investment of amounts in such funds or accounts? If "Yes," complete Schedule D, Part I 	6	No
7 Did the organization receive or hold a conservation easement, including easements to preserve open space, the environment, historic land areas, or historic structures? If "Yes," complete Schedule D, Part II 	7	No
8 Did the organization maintain collections of works of art, historical treasures, or other similar assets? If "Yes," complete Schedule D, Part III 	8	No
9 Did the organization report an amount in Part X, line 21 for escrow or custodial account liability, serve as a custodian for amounts not listed in Part X, or provide credit counseling, debt management, credit repair, or debt negotiation services? If "Yes," complete Schedule D, Part IV 	9	No
10 Did the organization, directly or through a related organization, hold assets in temporarily restricted endowments, permanent endowments, or quasi-endowments? If "Yes," complete Schedule D, Part V 	10 Yes	
11 If the organization's answer to any of the following questions is "Yes," then complete Schedule D, Parts VI, VII, VIII, IX, or X as applicable		
a Did the organization report an amount for land, buildings, and equipment in Part X, line 10? If "Yes," complete Schedule D, Part VI 	11a Yes	
b Did the organization report an amount for investments—other securities in Part X, line 12 that is 5% or more of its total assets reported in Part X, line 16? If "Yes," complete Schedule D, Part VII 	11b	No
c Did the organization report an amount for investments—program related in Part X, line 13 that is 5% or more of its total assets reported in Part X, line 16? If "Yes," complete Schedule D, Part VIII 	11c	No
d Did the organization report an amount for other assets in Part X, line 15 that is 5% or more of its total assets reported in Part X, line 16? If "Yes," complete Schedule D, Part IX 	11d	No
e Did the organization report an amount for other liabilities in Part X, line 25? If "Yes," complete Schedule D, Part X 	11e Yes	
f Did the organization's separate or consolidated financial statements for the tax year include a footnote that addresses the organization's liability for uncertain tax positions under FIN 48 (ASC 740)? If "Yes," complete Schedule D, Part X 	11f Yes	
12a Did the organization obtain separate, independent audited financial statements for the tax year? If "Yes," complete Schedule D, Parts XI and XII 	12a	No
b Was the organization included in consolidated, independent audited financial statements for the tax year? If "Yes," and if the organization answered "No" to line 12a, then completing Schedule D, Parts XI and XII is optional 	12b Yes	
13 Is the organization a school described in section 170(b)(1)(A)(ii)? If "Yes," complete Schedule E	13	No
14a Did the organization maintain an office, employees, or agents outside of the United States?	14a	No
b Did the organization have aggregate revenues or expenses of more than \$10,000 from grantmaking, fundraising, business, investment, and program service activities outside the United States, or aggregate foreign investments valued at \$100,000 or more? If "Yes," complete Schedule F, Parts I and IV	14b	No
15 Did the organization report on Part IX, column (A), line 3, more than \$5,000 of grants or assistance to any organization or entity located outside the United States? If "Yes," complete Schedule F, Parts II and IV	15	No
16 Did the organization report on Part IX, column (A), line 3, more than \$5,000 of aggregate grants or assistance to individuals located outside the United States? If "Yes," complete Schedule F, Parts III and IV	16	No
17 Did the organization report a total of more than \$15,000 of expenses for professional fundraising services on Part IX, column (A), lines 6 and 11e? If "Yes," complete Schedule G, Part I (see instructions)	17	No
18 Did the organization report more than \$15,000 total of fundraising event gross income and contributions on Part VIII, lines 1c and 8a? If "Yes," complete Schedule G, Part II	18	No
19 Did the organization report more than \$15,000 of gross income from gaming activities on Part VIII, line 9a? If "Yes," complete Schedule G, Part III	19	No
20a Did the organization operate one or more hospital facilities? If "Yes," complete Schedule H 	20a Yes	
b If "Yes" to line 20a, did the organization attach a copy of its audited financial statements to this return? 	20b Yes	

Part IV

Checklist of Required Schedules (continued)

21	Did the organization report more than \$5,000 of grants and other assistance to any government or organization in the United States on Part IX, column (A), line 1? <i>If "Yes," complete Schedule I, Parts I and II</i>	21	Yes	
22	Did the organization report more than \$5,000 of grants and other assistance to individuals in the United States on Part IX, column (A), line 2? <i>If "Yes," complete Schedule I, Parts I and III</i>	22		No
23	Did the organization answer "Yes" to Part VII, Section A, line 3, 4, or 5 about compensation of the organization's current and former officers, directors, trustees, key employees, and highest compensated employees? <i>If "Yes," complete Schedule J</i>	23	Yes	
24a	Did the organization have a tax-exempt bond issue with an outstanding principal amount of more than \$100,000 as of the last day of the year, that was issued after December 31, 2002? <i>If "Yes," answer lines 24b through 24d and complete Schedule K. If "No," go to line 25</i>	24a	Yes	
b	Did the organization invest any proceeds of tax-exempt bonds beyond a temporary period exception?	24b	Yes	
c	Did the organization maintain an escrow account other than a refunding escrow at any time during the year to defease any tax-exempt bonds?	24c		No
d	Did the organization act as an "on behalf of" issuer for bonds outstanding at any time during the year?	24d		No
25a	Section 501(c)(3) and 501(c)(4) organizations. Did the organization engage in an excess benefit transaction with a disqualified person during the year? <i>If "Yes," complete Schedule L, Part I</i>	25a		No
b	Is the organization aware that it engaged in an excess benefit transaction with a disqualified person in a prior year, and that the transaction has not been reported on any of the organization's prior Forms 990 or 990-EZ? <i>If "Yes," complete Schedule L, Part I</i>	25b		No
26	Was a loan to or by a current or former officer, director, trustee, key employee, highest compensated employee, or disqualified person outstanding as of the end of the organization's tax year? <i>If "Yes," complete Schedule L, Part II</i>	26	Yes	
27	Did the organization provide a grant or other assistance to an officer, director, trustee, key employee, substantial contributor or employee thereof, a grant selection committee member, or to a 35% controlled entity or family member of any of these persons? <i>If "Yes," complete Schedule L, Part III</i>	27		No
28	Was the organization a party to a business transaction with one of the following parties (see Schedule L, Part IV instructions for applicable filing thresholds, conditions, and exceptions)			
a	A current or former officer, director, trustee, or key employee? <i>If "Yes," complete Schedule L, Part IV</i>	28a		No
b	A family member of a current or former officer, director, trustee, or key employee? <i>If "Yes," complete Schedule L, Part IV</i>	28b		No
c	An entity of which a current or former officer, director, trustee, or key employee (or a family member thereof) was an officer, director, trustee, or direct or indirect owner? <i>If "Yes," complete Schedule L, Part IV</i>	28c		No
29	Did the organization receive more than \$25,000 in non-cash contributions? <i>If "Yes," complete Schedule M</i>	29		No
30	Did the organization receive contributions of art, historical treasures, or other similar assets, or qualified conservation contributions? <i>If "Yes," complete Schedule M</i>	30		No
31	Did the organization liquidate, terminate, or dissolve and cease operations? <i>If "Yes," complete Schedule N, Part I</i>	31		No
32	Did the organization sell, exchange, dispose of, or transfer more than 25% of its net assets? <i>If "Yes," complete Schedule N, Part II</i>	32		No
33	Did the organization own 100% of an entity disregarded as separate from the organization under Regulations sections 301.7701-2 and 301.7701-3? <i>If "Yes," complete Schedule R, Part I</i>	33	Yes	
34	Was the organization related to any tax-exempt or taxable entity? <i>If "Yes," complete Schedule R, Part II, III, or IV, and Part V, line 1</i>	34	Yes	
35a	Did the organization have a controlled entity within the meaning of section 512(b)(13)?	35a	Yes	
b	If 'Yes' to line 35a, did the organization receive any payment from or engage in any transaction with a controlled entity within the meaning of section 512(b)(13)? <i>If "Yes," complete Schedule R, Part V, line 2</i>	35b		No
36	Section 501(c)(3) organizations. Did the organization make any transfers to an exempt non-charitable related organization? <i>If "Yes," complete Schedule R, Part V, line 2</i>	36		No
37	Did the organization conduct more than 5% of its activities through an entity that is not a related organization and that is treated as a partnership for federal income tax purposes? <i>If "Yes," complete Schedule R, Part VI</i>	37		No
38	Did the organization complete Schedule O and provide explanations in Schedule O for Part VI, lines 11b and 19? Note. All Form 990 filers are required to complete Schedule O	38	Yes	

Part V

Statements Regarding Other IRS Filings and Tax Compliance

Check if Schedule O contains a response to any question in this Part V

		Yes	No
1a	Enter the number reported in Box 3 of Form 1096. Enter -0- if not applicable.	581	
1b	Enter the number of Forms W-2G included in line 1a. Enter -0- if not applicable.	0	
c	Did the organization comply with backup withholding rules for reportable payments to vendors and reportable gaming (gambling) winnings to prize winners?	Yes	
2a	Enter the number of employees reported on Form W-3, Transmittal of Wage and Tax Statements, filed for the calendar year ending with or within the year covered by this return.	3,438	
b	If at least one is reported on line 2a, did the organization file all required federal employment tax returns? Note. If the sum of lines 1a and 2a is greater than 250, you may be required to e-file (see instructions).	Yes	
3a	Did the organization have unrelated business gross income of \$1,000 or more during the year?	Yes	
b	If "Yes," has it filed a Form 990-T for this year? If "No," provide an explanation in Schedule O.		
4a	At any time during the calendar year, did the organization have an interest in, or a signature or other authority over, a financial account in a foreign country (such as a bank account, securities account, or other financial account)?		No
b	If "Yes," enter the name of the foreign country: _____ See instructions for filing requirements for Form TD F 90-22.1, Report of Foreign Bank and Financial Accounts.		
5a	Was the organization a party to a prohibited tax shelter transaction at any time during the tax year?		No
b	Did any taxable party notify the organization that it was or is a party to a prohibited tax shelter transaction?		No
c	If "Yes," to line 5a or 5b, did the organization file Form 8886-T?		
6a	Does the organization have annual gross receipts that are normally greater than \$100,000, and did the organization solicit any contributions that were not tax deductible as charitable contributions?		No
b	If "Yes," did the organization include with every solicitation an express statement that such contributions or gifts were not tax deductible?		
7	Organizations that may receive deductible contributions under section 170(c).		
a	Did the organization receive a payment in excess of \$75 made partly as a contribution and partly for goods and services provided to the payor?		No
b	If "Yes," did the organization notify the donor of the value of the goods or services provided?		
c	Did the organization sell, exchange, or otherwise dispose of tangible personal property for which it was required to file Form 8282?		No
d	If "Yes," indicate the number of Forms 8282 filed during the year.	0	
e	Did the organization receive any funds, directly or indirectly, to pay premiums on a personal benefit contract?		No
f	Did the organization, during the year, pay premiums, directly or indirectly, on a personal benefit contract?		No
g	If the organization received a contribution of qualified intellectual property, did the organization file Form 8899 as required?		No
h	If the organization received a contribution of cars, boats, airplanes, or other vehicles, did the organization file a Form 1098-C?		No
8	Sponsoring organizations maintaining donor advised funds and section 509(a)(3) supporting organizations. Did the supporting organization, or a donor advised fund maintained by a sponsoring organization, have excess business holdings at any time during the year?		No
9	Sponsoring organizations maintaining donor advised funds.		
a	Did the organization make any taxable distributions under section 4966?		No
b	Did the organization make a distribution to a donor, donor advisor, or related person?		No
10	Section 501(c)(7) organizations. Enter		
a	Initiation fees and capital contributions included on Part VIII, line 12.		
b	Gross receipts, included on Form 990, Part VIII, line 12, for public use of club facilities.		
11	Section 501(c)(12) organizations. Enter		
a	Gross income from members or shareholders.		
b	Gross income from other sources (Do not net amounts due or paid to other sources against amounts due or received from them).		
12a	Section 4947(a)(1) non-exempt charitable trusts. Is the organization filing Form 990 in lieu of Form 1041?		No
b	If "Yes," enter the amount of tax-exempt interest received or accrued during the year.		
13	Section 501(c)(29) qualified nonprofit health insurance issuers.		
a	Is the organization licensed to issue qualified health plans in more than one state? Note. See the instructions for additional information the organization must report on Schedule O.		No
b	Enter the amount of reserves the organization is required to maintain by the states in which the organization is licensed to issue qualified health plans.		
c	Enter the amount of reserves on hand.		
14a	Did the organization receive any payments for indoor tanning services during the tax year?		No
b	If "Yes," has it filed a Form 720 to report these payments? If "No," provide an explanation in Schedule O.		

Part VI

Governance, Management, and Disclosure

For each "Yes" response to lines 2 through 7b below, and for a "No" response to lines 8a, 8b, or 10b below, describe the circumstances, processes, or changes in Schedule O. See instructions.

Check if Schedule O contains a response to any question in this Part VI

Section A. Governing Body and Management

		Yes	No
1a	Enter the number of voting members of the governing body at the end of the tax year	11	
If there are material differences in voting rights among members of the governing body, or if the governing body delegated broad authority to an executive committee or similar committee, explain in Schedule O			
1b	Enter the number of voting members included in line 1a, above, who are independent	10	
2	Did any officer, director, trustee, or key employee have a family relationship or a business relationship with any other officer, director, trustee, or key employee?	2	No
3	Did the organization delegate control over management duties customarily performed by or under the direct supervision of officers, directors or trustees, or key employees to a management company or other person?	3	No
4	Did the organization make any significant changes to its governing documents since the prior Form 990 was filed?	4	No
5	Did the organization become aware during the year of a significant diversion of the organization's assets?	5	No
6	Did the organization have members or stockholders?	6	No
7a	Did the organization have members, stockholders, or other persons who had the power to elect or appoint one or more members of the governing body?	7a	No
7b	Are any governance decisions of the organization reserved to (or subject to approval by) members, stockholders, or persons other than the governing body?	7b	No
8	Did the organization contemporaneously document the meetings held or written actions undertaken during the year by the following		
8a	The governing body?	8a	Yes
8b	Each committee with authority to act on behalf of the governing body?	8b	Yes
9	Is there any officer, director, trustee, or key employee listed in Part VII, Section A, who cannot be reached at the organization's mailing address? If "Yes," provide the names and addresses in Schedule O	9	No

Section B. Policies (This Section B requests information about policies not required by the Internal Revenue Code.)

		Yes	No
10a	Did the organization have local chapters, branches, or affiliates?	10a	Yes
10b	If "Yes," did the organization have written policies and procedures governing the activities of such chapters, affiliates, and branches to ensure their operations are consistent with the organization's exempt purposes?	10b	Yes
11a	Has the organization provided a complete copy of this Form 990 to all members of its governing body before filing the form?	11a	Yes
11b	Describe in Schedule O the process, if any, used by the organization to review this Form 990		
12a	Did the organization have a written conflict of interest policy? If "No," go to line 13	12a	Yes
12b	Were officers, directors, or trustees, and key employees required to disclose annually interests that could give rise to conflicts?	12b	Yes
12c	Did the organization regularly and consistently monitor and enforce compliance with the policy? If "Yes," describe in Schedule O how this was done	12c	Yes
13	Did the organization have a written whistleblower policy?	13	Yes
14	Did the organization have a written document retention and destruction policy?	14	Yes
15	Did the process for determining compensation of the following persons include a review and approval by independent persons, comparability data, and contemporaneous substantiation of the deliberation and decision?		
15a	The organization's CEO, Executive Director, or top management official	15a	Yes
15b	Other officers or key employees of the organization	15b	Yes
If "Yes" to line 15a or 15b, describe the process in Schedule O (see instructions)			
16a	Did the organization invest in, contribute assets to, or participate in a joint venture or similar arrangement with a taxable entity during the year?	16a	Yes
16b	If "Yes," did the organization follow a written policy or procedure requiring the organization to evaluate its participation in joint venture arrangements under applicable federal tax law, and take steps to safeguard the organization's exempt status with respect to such arrangements?	16b	Yes

Section C. Disclosure

17	List the States with which a copy of this Form 990 is required to be filed	OR
18	Section 6104 requires an organization to make its Form 1023 (or 1024 if applicable), 990, and 990-T (501(c)(3)s only) available for public inspection. Indicate how you made these available. Check all that apply. <input type="checkbox"/> Own website <input type="checkbox"/> Another's website <input checked="" type="checkbox"/> Upon request <input type="checkbox"/> Other (explain in Schedule O)	
19	Describe in Schedule O whether (and if so, how), the organization made its governing documents, conflict of interest policy, and financial statements available to the public during the tax year	
20	State the name, physical address, and telephone number of the person who possesses the books and records of the organization	JENNIFER WELANDER 2500 NE Neff Rd BEND, OR (541) 706-2917

Part VII

Compensation of Officers, Directors, Trustees, Key Employees, Highest Compensated Employees, and Independent Contractors

Check if Schedule O contains a response to any question in this Part VII

Section A. Officers, Directors, Trustees, Key Employees, and Highest Compensated Employees

- 1a Complete this table for all persons required to be listed Report compensation for the calendar year ending with or within the organization's tax year
- List all of the organization's **current** officers, directors, trustees (whether individuals or organizations), regardless of amount of compensation Enter -0- in columns (D), (E), and (F) if no compensation was paid

List all of the organization's **current** key employees, if any See instructions for definition of "key employee "

List the organization's five **current** highest compensated employees (other than an officer, director, trustee or key employee) who received reportable compensation (Box 5 of Form W-2 and/or Box 7 of Form 1099-MISC) of more than \$100,000 from the organization and any related organizations

List all of the organization's **former** officers, key employees, or highest compensated employees who received more than \$100,000 of reportable compensation from the organization and any related organizations

List all of the organization's **former directors or trustees** that received, in the capacity as a former director or trustee of the organization, more than \$10,000 of reportable compensation from the organization and any related organizations

List persons in the following order individual trustees or directors, institutional trustees, officers, key employees, highest compensated employees, and former such persons

Check this box if neither the organization nor any related organization compensated any current officer, director, or trustee

(A) Name and Title	(B) Average hours per week (list any hours for related organizations below dotted line)	(C) Position (do not check more than one box, unless person is both an officer and a director/trustee)						(D) Reportable compensation from the organization (W- 2/1099-MISC)	(E) Reportable compensation from related organizations (W- 2/1099-MISC)	(F) Estimated amount of other compensation from the organization and related organizations
		Individual trustee or director	Institutional Trustee	Officer	Key employee	Highest compensated employee	Former			
(1) Diegel James A President/CEO	60 00 1 00	X		X				541,685	0	135,893
(2) Haase Megan Director	4 00 0 00	X						0	0	0
(3) Buehler Knute MD Director	8 00 0 00	X						10,500	0	0
(4) Cook Josh MD Director	5 00 0 00	X						14,000	0	0
(5) Hoggard-Green Jill Director	1 00 0 00	X						0	0	0
(6) Miller Laun Director	8 00 0 00	X						22,500	0	0
(7) Downer Doug Director	5 00 0 00	X						18,000	0	0
(8) Dempsey Dennis Director	10 00 0 00	X						27,500	0	0
(9) Hakala Robert MD Director	5 00 0 00	X						7,500	0	0
(10) Schuette Dan VICE CHAIR	10 00 0 00	X		X				23,000	0	0
(11) Sayeg Thomas Chairman	10 00 0 00	X		X				22,000	0	0
(12) Taylor Todd Chairman	20 00 0 00	X		X				0	0	0
(13) Bryant Ron Corporate Secre	40 00 0 00			X				0	0	0
(14) Shepard Karen M Sr VP Finance/	50 00 1 00			X				388,255	0	72,884
(15) Eixenberger Tim D Chief Nursing Officer	50 00 0 00				X			317,031	0	27,451
(16) Steinke Pamela VP Quality/Chief Nursing Exec	50 00 0 00				X			259,947	0	68,111
(17) Martin Richard VP Service Lines	50 00 0 00				X			273,524	0	47,325

Part VII

Section A. Officers, Directors, Trustees, Key Employees, and Highest Compensated Employees *(continued)*

(A) Name and Title	(B) Average hours per week (list any hours for related organizations below dotted line)	(C) Position (do not check more than one box, unless person is both an officer and a director/trustee)						(D) Reportable compensation from the organization (W- 2/1099-MISC)	(E) Reportable compensation from related organizations (W- 2/1099-MISC)	(F) Estimated amount of other compensation from the organization and related organizations
		Individual trustee or director	Institutional Trustee	Officer	Key employee	Highest compensated employee	Former			
(18) Vitcovich Katherine Sr VP Human Resources	50 00 0 00				X			427,064	0	8,129
(19) Schueler Kirk Executive VP/Chief Admin Officer	50 00 0 00				X			275,097	0	69,873
(20) Gomes Bob CEO SCMC-R & PMH	50 00 0 00				X			282,172	0	66,187
(21) Absalon Jeffrey MD Chief Physician Officer	50 00 0 00				X			299,455	0	72,573
(22) Boileau Michel MD EVP/CCO	50 00 0 00				X			566,435	0	59,409
(23) Winnenberg William CIO	50 00 0 00				X			354,748	0	50,710
(24) Henry James CEO SCMC-Bend	50 00 0 00				X			286,132	0	70,841
(25) Vlessis Angelo Physician	50 00 0 00					X		1,081,063	0	25,945
(26) Blizzard John D Physician	50 00 0 00					X		997,922	0	20,523
(27) Kornfeld Steve Physician	50 00 0 00					X		836,609	0	36,835
(28) Martin William Physician	50 00 0 00					X		761,380	0	42,389
(29) Boone Rob Physician	50 00 0 00					X		681,922	0	36,835
1b Sub-Total										
c Total from continuation sheets to Part VII, Section A										
d Total (add lines 1b and 1c)								8,775,441		911,913

2

Total number of individuals (including but not limited to those listed above) who received more than \$100,000 of reportable compensation from the organization▶282

		Yes	No
3	Did the organization list any former officer, director or trustee, key employee, or highest compensated employee on line 1a? <i>If "Yes," complete Schedule J for such individual</i>		No
4	For any individual listed on line 1a, is the sum of reportable compensation and other compensation from the organization and related organizations greater than \$150,000? <i>If "Yes," complete Schedule J for such individual</i>	Yes	
5	Did any person listed on line 1a receive or accrue compensation from any unrelated organization or individual for services rendered to the organization? <i>If "Yes," complete Schedule J for such person</i>		No

Section B. Independent Contractors

1	Complete this table for your five highest compensated independent contractors that received more than \$100,000 of compensation from the organization Report compensation for the calendar year ending with or within the organization's tax year	
(A) Name and business address	(B) Description of services	(C) Compensation
SKANSKA USA 222 SW COLUMBIA STREET PORTLAND OR 97201	CONSTRUCTION	2,803,274
ONCOLOGY ASSOCIATES 2500 NE NEFF ROAD BEND OR 97701	RADIOLOGY SERVICES	1,690,296
CENTRAL OREGON MRI LLC PO BOX 6059 BEND OR 97708	MRI services	2,628,498
CASCADE MEDICAL IMAGING LLC 1460 NE MEDICAL CENTER DR BEND OR 97701	MRI Service	12,924,301
CARDIOVASCULAR CONSULTANTS OF THE CASCADES PO BOX 6419 BEND OR 97708	MEDICAL SERVICES	1,927,218
2	Total number of independent contractors (including but not limited to those listed above) who received more than \$100,000 of compensation from the organization ▶89	

Part VIII

Statement of Revenue

Check if Schedule O contains a response to any question in this Part VIII

			(A) Total revenue	(B) Related or exempt function revenue	(C) Unrelated business revenue	(D) Revenue excluded from tax under sections 512, 513, or 514	
Contributions, Gifts, Grants and Other Similar Amounts	1a	Federated campaigns . . .	1a				
	b	Membership dues	1b				
	c	Fundraising events	1c				
	d	Related organizations	1d	2,177,815			
	e	Government grants (contributions)	1e	385,647			
	f	All other contributions, gifts, grants, and similar amounts not included above	1f	119,090			
	g	Noncash contributions included in lines 1a-1f \$					
	h	Total. Add lines 1a-1f		2,682,552			
Program Service Revenue	2a	St Charles Medical Group	Business Code				
	b	SCMC Redmond		49,874,638	49,874,638		
	c	SCMC Bend		56,760,096	56,760,096		
	d	Pioneer Memorial Hospital		344,533,867	344,533,867		
	e	Pioneer Memorial Hospital		19,560,192	19,560,192		
	f	Home Health/Hospice		11,771,638	11,771,638		
	g	All other program service revenue		23,771,676	23,771,676		
	g	Total. Add lines 2a-2f		506,272,107			
Other Revenue	3	Investment income (including dividends, interest, and other similar amounts)		6,615,093		6,615,093	
	4	Income from investment of tax-exempt bond proceeds		42,710		42,710	
	5	Royalties		0			
	6a	Gross rents	(i) Real	(ii) Personal			
	b	Less rental expenses	133,208				
	c	Rental income or (loss)	2,188				
	d	Net rental income or (loss)	131,020		131,020	122,342	8,678
	7a	Gross amount from sales of assets other than inventory	(i) Securities	(ii) Other			
	b	Less cost or other basis and sales expenses	31,018,513	5,967,577			
	c	Gain or (loss)	30,862,048	2,314,657			
	d	Net gain or (loss)	156,465	3,652,920	3,809,385		3,809,385
	8a	Gross income from fundraising events (not including \$ _____ of contributions reported on line 1c) See Part IV, line 18	a				
	b	Less direct expenses	b				
	c	Net income or (loss) from fundraising events		0			
	9a	Gross income from gaming activities See Part IV, line 19	a				
	b	Less direct expenses	b				
	c	Net income or (loss) from gaming activities		0			
	10a	Gross sales of inventory, less returns and allowances	a				
	b	Less cost of goods sold	b	2,061,613			
	c	Net income or (loss) from sales of inventory		599,305	1,462,308	1,462,308	
		Miscellaneous Revenue	Business Code				
	11a	Reimbursed Salaries	446110	2,508,544	2,508,544		
	b	Mdcd Meaningful Use, Etc	900099	7,021,225	7,021,225		
c	Healthcare JV Income (Los	900099	25,225,480	25,225,480			
d	All other revenue		1,454,567	634,379	820,188		
e	Total. Add lines 11a-11d		36,209,816				
12	Total revenue. See Instructions		557,224,991	543,246,385	828,866	10,467,188	

Part IX

Statement of Functional Expenses

Section 501(c)(3) and 501(c)(4) organizations must complete all columns. All other organizations must complete column (A).

Check if Schedule O contains a response to any question in this Part IX

☐

Do not include amounts reported on lines 6b, 7b, 8b, 9b, and 10b of Part VIII.		(A) Total expenses	(B) Program service expenses	(C) Management and general expenses	(D) Fundraising expenses
1	Grants and other assistance to governments and organizations in the United States. See Part IV, line 21.	329,374	329,374		
2	Grants and other assistance to individuals in the United States. See Part IV, line 22.	0			
3	Grants and other assistance to governments, organizations, and individuals outside the United States. See Part IV, lines 15 and 16.	0			
4	Benefits paid to or for members.	0			
5	Compensation of current officers, directors, trustees, and key employees.	5,165,931		5,165,931	
6	Compensation not included above, to disqualified persons (as defined under section 4958(f)(1)) and persons described in section 4958(c)(3)(B).	0			
7	Other salaries and wages.	197,356,344	162,072,917	34,894,990	388,437
8	Pension plan accruals and contributions (include section 401(k) and 403(b) employer contributions).	7,099,603	6,118,880	965,663	15,060
9	Other employee benefits.	43,070,928	34,092,860	8,876,505	101,563
10	Payroll taxes.	13,613,477	11,131,194	2,456,993	25,290
11	Fees for services (non-employees):				
a	Management.	0			
b	Legal.	1,235,688	7,463	1,228,225	
c	Accounting.	349,360		349,360	
d	Lobbying.	0			
e	Professional fundraising services. See Part IV, line 17.	0			
f	Investment management fees.	91,453		91,453	
g	Other (If line 11g amount exceeds 10% of line 25, column (A) amount, list line 11g expenses on Schedule O).	47,673,500	35,422,035	12,246,205	5,260
12	Advertising and promotion.	2,074,146	320,461	1,733,963	19,722
13	Office expenses.	28,367,513	21,494,958	6,832,521	40,034
14	Information technology.	6,188,328	948,021	5,229,865	10,442
15	Royalties.	0			
16	Occupancy.	5,236,476	2,322,803	2,849,841	63,832
17	Travel.	948,392	630,554	312,553	5,285
18	Payments of travel or entertainment expenses for any federal, state, or local public officials.	0			
19	Conferences, conventions, and meetings.	1,510,952	487,310	1,023,642	
20	Interest.	12,731,702		12,731,702	
21	Payments to affiliates.	1,017,655	148,072	845,872	23,711
22	Depreciation, depletion, and amortization.	32,271,828	29,035,403	3,236,425	
23	Insurance.	3,088,151	2,008,002	1,080,149	
24	Other expenses. Itemize expenses not covered above (List miscellaneous expenses in line 24e. If line 24e amount exceeds 10% of line 25, column (A) amount, list line 24e expenses on Schedule O):				
a	PROVIDER TAX EXPENSE	15,708,025		15,708,025	
b	BAD DEBT EXPENSE	24,216,082	24,202,742	13,340	
c	MEDICAL SUPPLIES	77,310,983	77,310,983		
d					
e	All other expenses	0			
25	Total functional expenses. Add lines 1 through 24e.	526,655,891	408,084,032	117,873,223	698,636
26	Joint costs. Complete this line only if the organization reported in column (B) joint costs from a combined educational campaign and fundraising solicitation. Check here <input type="checkbox"/> if following SOP 98-2 (ASC 958-720).				

Part X

Balance Sheet

Check if Schedule O contains a response to any question in this Part X

				(A)		(B)
				Beginning of year		End of year
Assets	1	Cash—non-interest-bearing		15,875,657	1	25,842,934
	2	Savings and temporary cash investments		4,610,804	2	4,929,216
	3	Pledges and grants receivable, net			3	0
	4	Accounts receivable, net		79,729,146	4	67,419,888
	5	Loans and other receivables from current and former officers, directors, trustees, key employees, and highest compensated employees Complete Part II of Schedule L		110,555	5	105,000
	6	Loans and other receivables from other disqualified persons (as defined under section 4958(f)(1)), persons described in section 4958(c)(3)(B), and contributing employers and sponsoring organizations of section 501(c)(9) voluntary employees' beneficiary organizations (see instructions) Complete Part II of Schedule L			6	0
	7	Notes and loans receivable, net		527,100	7	3,255,247
	8	Inventories for sale or use		9,365,196	8	8,934,610
	9	Prepaid expenses and deferred charges		6,558,755	9	7,220,763
	10a	Land, buildings, and equipment cost or other basis Complete Part VI of Schedule D	10a	451,234,504		
	b	Less accumulated depreciation	10b	240,172,102	223,056,894	10c 211,062,402
	11	Investments—publicly traded securities		182,948,685	11	236,884,306
	12	Investments—other securities See Part IV, line 11		21,561,720	12	20,809,993
	13	Investments—program-related See Part IV, line 11		5,961,777	13	5,802,563
	14	Intangible assets		5,146,091	14	4,704,494
	15	Other assets See Part IV, line 11			15	0
	16	Total assets. Add lines 1 through 15 (must equal line 34)		555,452,380	16	596,971,416
Liabilities	17	Accounts payable and accrued expenses		46,375,198	17	45,536,592
	18	Grants payable			18	
	19	Deferred revenue		1,108,036	19	409,071
	20	Tax-exempt bond liabilities		159,908,129	20	157,523,135
	21	Escrow or custodial account liability Complete Part IV of Schedule D			21	
	22	Loans and other payables to current and former officers, directors, trustees, key employees, highest compensated employees, and disqualified persons Complete Part II of Schedule L			22	
	23	Secured mortgages and notes payable to unrelated third parties		20,126,839	23	14,234,278
	24	Unsecured notes and loans payable to unrelated third parties			24	
	25	Other liabilities (including federal income tax, payables to related third parties, and other liabilities not included on lines 17-24) Complete Part X of Schedule D		9,844,182	25	12,726,415
	26	Total liabilities. Add lines 17 through 25		237,362,384	26	230,429,491
Net Assets or Fund Balances	Organizations that follow SFAS 117 (ASC 958), check here <input checked="" type="checkbox"/> and complete lines 27 through 29, and lines 33 and 34.					
	27	Unrestricted net assets		318,089,996	27	366,541,925
	28	Temporarily restricted net assets			28	
	29	Permanently restricted net assets			29	
	Organizations that do not follow SFAS 117 (ASC 958), check here <input type="checkbox"/> and complete lines 30 through 34.					
	30	Capital stock or trust principal, or current funds			30	
	31	Paid-in or capital surplus, or land, building or equipment fund			31	
	32	Retained earnings, endowment, accumulated income, or other funds			32	
	33	Total net assets or fund balances		318,089,996	33	366,541,925
	34	Total liabilities and net assets/fund balances		555,452,380	34	596,971,416

Part XI Reconciliation of Net Assets

Check if Schedule O contains a response to any question in this Part XI

1	Total revenue (must equal Part VIII, column (A), line 12)	1	557,224,991
2	Total expenses (must equal Part IX, column (A), line 25)	2	526,655,891
3	Revenue less expenses Subtract line 2 from line 1	3	30,569,100
4	Net assets or fund balances at beginning of year (must equal Part X, line 33, column (A))	4	318,089,996
5	Net unrealized gains (losses) on investments	5	20,159,400
6	Donated services and use of facilities	6	160,152
7	Investment expenses	7	
8	Prior period adjustments	8	
9	Other changes in net assets or fund balances (explain in Schedule O)	9	-2,436,723
10	Net assets or fund balances at end of year Combine lines 3 through 9 (must equal Part X, line 33, column (B))	10	366,541,925

Part XII Financial Statements and Reporting

Check if Schedule O contains a response to any question in this Part XII

		Yes	No
1	Accounting method used to prepare the Form 990 <input type="checkbox"/> Cash <input checked="" type="checkbox"/> Accrual <input type="checkbox"/> Other _____ If the organization changed its method of accounting from a prior year or checked "Other," explain in Schedule O		
2a	Were the organization's financial statements compiled or reviewed by an independent accountant? If "Yes," check a box below to indicate whether the financial statements for the year were compiled or reviewed on a separate basis, consolidated basis, or both <input type="checkbox"/> Separate basis <input type="checkbox"/> Consolidated basis <input type="checkbox"/> Both consolidated and separate basis		No
2b	Were the organization's financial statements audited by an independent accountant? If "Yes," check a box below to indicate whether the financial statements for the year were audited on a separate basis, consolidated basis, or both <input type="checkbox"/> Separate basis <input checked="" type="checkbox"/> Consolidated basis <input type="checkbox"/> Both consolidated and separate basis	Yes	
2c	If "Yes," to line 2a or 2b, does the organization have a committee that assumes responsibility for oversight of the audit, review, or compilation of its financial statements and selection of an independent accountant? If the organization changed either its oversight process or selection process during the tax year, explain in Schedule O	Yes	
3a	As a result of a federal award, was the organization required to undergo an audit or audits as set forth in the Single Audit Act and OMB Circular A-133?		No
3b	If "Yes," did the organization undergo the required audit or audits? If the organization did not undergo the required audit or audits, explain why in Schedule O and describe any steps taken to undergo such audits		

Additional Data

Software ID: 12000229

Software Version: 2012v2.0

EIN: 93-0602940

Name: St Charles Health System Inc

Form 990, Part VII - Compensation of Officers, Directors, Trustees, Key Employees, Highest Compensated Employees, and Independent Contractors

(A) Name and Title	(B) Average hours per week (list any hours for related organizations below dotted line)	(C) Position (do not check more than one box, unless person is both an officer and a director/trustee)						(D) Reportable compensation from the organization (W-2/1099-MISC)	(E) Reportable compensation from related organizations (W-2/1099-MISC)	(F) Estimated amount of other compensation from the organization and related organizations
		Individual trustee or director	Institutional Trustee	Officer	Key employee	Highest compensated employee	Former			
Diegel James A President/CEO	60 00 1 00	X		X				541,685	0	135,893
Haase Megan Director	4 00 0 00	X						0	0	0
Buehler Knute MD Director	8 00 0 00	X						10,500	0	0
Cook Josh MD Director	5 00 0 00	X						14,000	0	0
Hoggard-Green Jill Director	1 00 0 00	X						0	0	0
Miller Laun Director	8 00 0 00	X						22,500	0	0
Downer Doug Director	5 00 0 00	X						18,000	0	0
Dempsey Dennis Director	10 00 0 00	X						27,500	0	0
Hakala Robert MD Director	5 00 0 00	X						7,500	0	0
Schuette Dan VICE CHAIR	10 00 0 00	X		X				23,000	0	0
Sayeg Thomas Chairman	10 00 0 00	X		X				22,000	0	0
Taylor Todd Chairman	20 00 0 00	X		X				0	0	0
Bryant Ron Corporate Secre	40 00 0 00			X				0	0	0
Shepard Karen M Sr VP Finance/	50 00 1 00			X				388,255	0	72,884
Eixenberger Tim D Chief Nursing Officer	50 00 0 00				X			317,031	0	27,451
Steinke Pamela VP Quality/Chief Nursing Exec	50 00 0 00				X			259,947	0	68,111
Martin Richard VP Service Lines	50 00 0 00				X			273,524	0	47,325
Vitcovich Katherine Sr VP Human Resources	50 00 0 00				X			427,064	0	8,129
Schueler Kirk Executive VP/Chief Admin Officer	50 00 0 00				X			275,097	0	69,873
Gomes Bob CEO SCMC-R & PMH	50 00 0 00				X			282,172	0	66,187
Absalon Jeffrey MD Chief Physician Officer	50 00 0 00				X			299,455	0	72,573
Boileau Michel MD EVP/CCO	50 00 0 00				X			566,435	0	59,409
Winnenberg William CIO	50 00 0 00				X			354,748	0	50,710
Henry James CEO SCMC-Bend	50 00 0 00				X			286,132	0	70,841
Vlessis Angelo Physician	50 00 0 00					X		1,081,063	0	25,945

Form 990, Part VII - Compensation of Officers, Directors, Trustees, Key Employees, Highest Compensated Employees, and Independent Contractors										
(A) Name and Title	(B) Average hours per week (list any hours for related organizations below dotted line)	(C) Position (do not check more than one box, unless person is both an officer and a director/trustee)						(D) Reportable compensation from the organization (W-2/1099-MISC)	(E) Reportable compensation from related organizations (W-2/1099-MISC)	(F) Estimated amount of other compensation from the organization and related organizations
		Individual trustee or director	Institutional Trustee	Officer	Key employee	Highest compensated employee	Former			
Blizzard John D Physician	50 00 0 00					X		997,922	0	20,523
Kornfeld Steve Physician	50 00 0 00					X		836,609	0	36,835
Martin William Physician	50 00 0 00					X		761,380	0	42,389
Boone Rob Physician	50 00 0 00					X		681,922	0	36,835

SCHEDULE A
(Form 990 or 990EZ)

Public Charity Status and Public Support

OMB No 1545-0047

2012

Open to Public Inspection

Complete if the organization is a section 501(c)(3) organization or a section 4947(a)(1) nonexempt charitable trust.

▶ Attach to Form 990 or Form 990-EZ. ▶ See separate instructions.

Department of the Treasury
Internal Revenue Service

Name of the organization
St Charles Health System Inc

Employer identification number
93-0602940

Part I

Reason for Public Charity Status (All organizations must complete this part.) See instructions.

The organization is not a private foundation because it is (For lines 1 through 11, check only one box)

- 1☐ A church, convention of churches, or association of churches described in **section 170(b)(1)(A)(i).**
- 2☐ A school described in **section 170(b)(1)(A)(ii).** (Attach Schedule E)
- 3☒ A hospital or a cooperative hospital service organization described in **section 170(b)(1)(A)(iii).**
- 4☐ A medical research organization operated in conjunction with a hospital described in **section 170(b)(1)(A)(iii).** Enter the hospital's name, city, and state _____
- 5☐ An organization operated for the benefit of a college or university owned or operated by a governmental unit described in **section 170(b)(1)(A)(iv).** (Complete Part II)
- 6☐ A federal, state, or local government or governmental unit described in **section 170(b)(1)(A)(v).**
- 7☐ An organization that normally receives a substantial part of its support from a governmental unit or from the general public described in **section 170(b)(1)(A)(vi).** (Complete Part II)
- 8☐ A community trust described in **section 170(b)(1)(A)(vi)** (Complete Part II)
- 9☐ An organization that normally receives (1) more than 33¹/₃% of its support from contributions, membership fees, and gross receipts from activities related to its exempt functions—subject to certain exceptions, and (2) no more than 33¹/₃% of its support from gross investment income and unrelated business taxable income (less section 511 tax) from businesses acquired by the organization after June 30, 1975 See **section 509(a)(2).** (Complete Part III)
- 10☐ An organization organized and operated exclusively to test for public safety See **section 509(a)(4).**
- 11☐ An organization organized and operated exclusively for the benefit of, to perform the functions of, or to carry out the purposes of one or more publicly supported organizations described in section 509(a)(1) or section 509(a)(2) See **section 509(a)(3).** Check the box that describes the type of supporting organization and complete lines 11e through 11h
a☐ Type I b☐ Type II c☐ Type III - Functionally integrated d☐ Type III - Non-functionally integrated
- e☐ By checking this box, I certify that the organization is not controlled directly or indirectly by one or more disqualified persons other than foundation managers and other than one or more publicly supported organizations described in section 509(a)(1) or section 509(a)(2)
- f☐ If the organization received a written determination from the IRS that it is a Type I, Type II, or Type III supporting organization, check this box
- g Since August 17, 2006, has the organization accepted any gift or contribution from any of the following persons?
(i) A person who directly or indirectly controls, either alone or together with persons described in (ii) and (iii) below, the governing body of the supported organization?
(ii) A family member of a person described in (i) above?
(iii) A 35% controlled entity of a person described in (i) or (ii) above?
- h Provide the following information about the supported organization(s)

	Yes	No
11g(i)		
11g(ii)		
11g(iii)		

(i) Name of supported organization	(ii) EIN	(iii) Type of organization (described on lines 1- 9 above or IRC section (see instructions))	(iv) Is the organization in col (i) listed in your governing document?		(v) Did you notify the organization in col (i) of your support?		(vi) Is the organization in col (i) organized in the U S ?		(vii) Amount of monetary support
			Yes	No	Yes	No	Yes	No	
Total									

Part II

Support Schedule for Organizations Described in Sections 170(b)(1)(A)(iv) and 170(b)(1)(A)(vi)
(Complete only if you checked the box on line 5, 7, or 8 of Part I or if the organization failed to qualify under Part III. If the organization fails to qualify under the tests listed below, please complete Part III.)

Section A. Public Support						
Calendar year (or fiscal year beginning in) ▶	(a) 2008	(b) 2009	(c) 2010	(d) 2011	(e) 2012	(f) Total
1 Gifts, grants, contributions, and membership fees received (Do not include any "unusual grants.")						
2 Tax revenues levied for the organization's benefit and either paid to or expended on its behalf						
3 The value of services or facilities furnished by a governmental unit to the organization without charge						
4 Total. Add lines 1 through 3						
5 The portion of total contributions by each person (other than a governmental unit or publicly supported organization) included on line 1 that exceeds 2% of the amount shown on line 11, column (f)						
6 Public support. Subtract line 5 from line 4						

Section B. Total Support						
Calendar year (or fiscal year beginning in) ▶	(a) 2008	(b) 2009	(c) 2010	(d) 2011	(e) 2012	(f) Total
7 Amounts from line 4						
8 Gross income from interest, dividends, payments received on securities loans, rents, royalties and income from similar sources						
9 Net income from unrelated business activities, whether or not the business is regularly carried on						
10 Other income Do not include gain or loss from the sale of capital assets (Explain in Part IV)						
11 Total support (Add lines 7 through 10)						
12 Gross receipts from related activities, etc (see instructions)					12	
13 First five years. If the Form 990 is for the organization's first, second, third, fourth, or fifth tax year as a 501(c)(3) organization, check this box and stop here ▶						

Section C. Computation of Public Support Percentage						
14 Public support percentage for 2012 (line 6, column (f) divided by line 11, column (f))		14				
15 Public support percentage for 2011 Schedule A, Part II, line 14		15				
16a 33 1/3% support test—2012. If the organization did not check the box on line 13, and line 14 is 33 1/3% or more, check this box and stop here. The organization qualifies as a publicly supported organization						▶
b 33 1/3% support test—2011. If the organization did not check a box on line 13 or 16a, and line 15 is 33 1/3% or more, check this box and stop here. The organization qualifies as a publicly supported organization						▶
17a 10%-facts-and-circumstances test—2012. If the organization did not check a box on line 13, 16a, or 16b, and line 14 is 10% or more, and if the organization meets the "facts-and-circumstances" test, check this box and stop here. Explain in Part IV how the organization meets the "facts-and-circumstances" test The organization qualifies as a publicly supported organization						▶
b 10%-facts-and-circumstances test—2011. If the organization did not check a box on line 13, 16a, 16b, or 17a, and line 15 is 10% or more, and if the organization meets the "facts-and-circumstances" test, check this box and stop here. Explain in Part IV how the organization meets the "facts-and-circumstances" test The organization qualifies as a publicly supported organization						▶
18 Private foundation. If the organization did not check a box on line 13, 16a, 16b, 17a, or 17b, check this box and see instructions						▶

Part IIISupport Schedule for Organizations Described in Section 509(a)(2)
(Complete only if you checked the box on line 9 of Part I or if the organization failed to qualify under Part II. If the organization fails to qualify under the tests listed below, please complete Part II.)

Section A. Public Support						
Calendar year (or fiscal year beginning in) ▶	(a) 2008	(b) 2009	(c) 2010	(d) 2011	(e) 2012	(f) Total
1 Gifts, grants, contributions, and membership fees received (Do not include any "unusual grants.")						
2 Gross receipts from admissions, merchandise sold or services performed, or facilities furnished in any activity that is related to the organization's tax-exempt purpose						
3 Gross receipts from activities that are not an unrelated trade or business under section 513						
4 Tax revenues levied for the organization's benefit and either paid to or expended on its behalf						
5 The value of services or facilities furnished by a governmental unit to the organization without charge						
6 Total. Add lines 1 through 5						
7a Amounts included on lines 1, 2, and 3 received from disqualified persons						
b Amounts included on lines 2 and 3 received from other than disqualified persons that exceed the greater of \$5,000 or 1% of the amount on line 13 for the year						
c Add lines 7a and 7b						
8 Public support (Subtract line 7c from line 6.)						

Section B. Total Support						
Calendar year (or fiscal year beginning in) ▶	(a) 2008	(b) 2009	(c) 2010	(d) 2011	(e) 2012	(f) Total
9 Amounts from line 6						
10a Gross income from interest, dividends, payments received on securities loans, rents, royalties and income from similar sources						
b Unrelated business taxable income (less section 511 taxes) from businesses acquired after June 30, 1975						
c Add lines 10a and 10b						
11 Net income from unrelated business activities not included in line 10b, whether or not the business is regularly carried on						
12 Other income. Do not include gain or loss from the sale of capital assets (Explain in Part IV.)						
13 Total support. (Add lines 9, 10c, 11, and 12.)						
14 First five years. If the Form 990 is for the organization's first, second, third, fourth, or fifth tax year as a 501(c)(3) organization, check this box and stop here ▶						

Section C. Computation of Public Support Percentage		
15 Public support percentage for 2012 (line 8, column (f) divided by line 13, column (f))	15	
16 Public support percentage from 2011 Schedule A, Part III, line 15	16	

Section D. Computation of Investment Income Percentage		
17 Investment income percentage for 2012 (line 10c, column (f) divided by line 13, column (f))	17	
18 Investment income percentage from 2011 Schedule A, Part III, line 17	18	
19a 33 1/3% support tests—2012. If the organization did not check the box on line 14, and line 15 is more than 33 1/3%, and line 17 is not more than 33 1/3%, check this box and stop here. The organization qualifies as a publicly supported organization ▶		
b 33 1/3% support tests—2011. If the organization did not check a box on line 14 or line 19a, and line 16 is more than 33 1/3% and line 18 is not more than 33 1/3%, check this box and stop here. The organization qualifies as a publicly supported organization ▶		
20 Private foundation. If the organization did not check a box on line 14, 19a, or 19b, check this box and see instructions ▶		

Part IV **Supplemental Information.** Complete this part to provide the explanations required by Part II, line 10; Part II, line 17a or 17b; and Part III, line 12. Also complete this part for any additional information. (See instructions).

Facts And Circumstances Test

Explanation

SCHEDULE D
(Form 990)

Department of the Treasury
Internal Revenue Service

Supplemental Financial Statements

OMB No 1545-0047

2012

Open to Public Inspection

Name of the organization
St Charles Health System Inc

Employer identification number
93-0602940

Part I Organizations Maintaining Donor Advised Funds or Other Similar Funds or Accounts. Complete if the organization answered "Yes" to Form 990, Part IV, line 6.

	(a) Donor advised funds	(b) Funds and other accounts
1 Total number at end of year		
2 Aggregate contributions to (during year)		
3 Aggregate grants from (during year)		
4 Aggregate value at end of year		
5 Did the organization inform all donors and donor advisors in writing that the assets held in donor advised funds are the organization's property, subject to the organization's exclusive legal control?		<input type="checkbox"/> Yes <input type="checkbox"/> No
6 Did the organization inform all grantees, donors, and donor advisors in writing that grant funds can be used only for charitable purposes and not for the benefit of the donor or donor advisor, or for any other purpose conferring impermissible private benefit?		<input type="checkbox"/> Yes <input type="checkbox"/> No

Part II Conservation Easements. Complete if the organization answered "Yes" to Form 990, Part IV, line 7.

1 Purpose(s) of conservation easements held by the organization (check all that apply)
☐ Preservation of land for public use (e g , recreation or education) ☐ Preservation of an historically important land area
☐ Protection of natural habitat ☐ Preservation of a certified historic structure
☐ Preservation of open space

2 Complete lines 2a through 2d if the organization held a qualified conservation contribution in the form of a conservation easement on the last day of the tax year

a Total number of conservation easements

b Total acreage restricted by conservation easements

c Number of conservation easements on a certified historic structure included in (a)

d Number of conservation easements included in (c) acquired after 8/17/06, and not on a historic structure listed in the National Register

	Held at the End of the Year
2a	
2b	
2c	
2d	

3 Number of conservation easements modified, transferred, released, extinguished, or terminated by the organization during the tax year ▶ _____

4 Number of states where property subject to conservation easement is located ▶ _____

5 Does the organization have a written policy regarding the periodic monitoring, inspection, handling of violations, and enforcement of the conservation easements it holds? ☐ Yes ☐ No

6 Staff and volunteer hours devoted to monitoring, inspecting, and enforcing conservation easements during the year ▶ _____

7 Amount of expenses incurred in monitoring, inspecting, and enforcing conservation easements during the year ▶ \$ _____

8 Does each conservation easement reported on line 2(d) above satisfy the requirements of section 170(h)(4)(B)(i) and section 170(h)(4)(B)(ii)? ☐ Yes ☐ No

9 In Part XIII, describe how the organization reports conservation easements in its revenue and expense statement, and balance sheet, and include, if applicable, the text of the footnote to the organization's financial statements that describes the organization's accounting for conservation easements

Part III Organizations Maintaining Collections of Art, Historical Treasures, or Other Similar Assets. Complete if the organization answered "Yes" to Form 990, Part IV, line 8.

1a If the organization elected, as permitted under SFAS 116 (ASC 958), not to report in its revenue statement and balance sheet works of art, historical treasures, or other similar assets held for public exhibition, education, or research in furtherance of public service, provide, in Part XIII, the text of the footnote to its financial statements that describes these items

b If the organization elected, as permitted under SFAS 116 (ASC 958), to report in its revenue statement and balance sheet works of art, historical treasures, or other similar assets held for public exhibition, education, or research in furtherance of public service, provide the following amounts relating to these items

(i) Revenues included in Form 990, Part VIII, line 1

▶ \$ _____

(ii) Assets included in Form 990, Part X

▶ \$ _____

2 If the organization received or held works of art, historical treasures, or other similar assets for financial gain, provide the following amounts required to be reported under SFAS 116 (ASC 958) relating to these items

a Revenues included in Form 990, Part VIII, line 1

▶ \$ _____

b Assets included in Form 990, Part X

▶ \$ _____

Part III

Organizations Maintaining Collections of Art, Historical Treasures, or Other Similar Assets (continued)

3

Using the organization's acquisition, accession, and other records, check any of the following that are a significant use of its collection items (check all that apply)

a

☐ Public exhibition

b

☐ Scholarly research

c

☐ Preservation for future generations

d

☐ Loan or exchange programs

e

☐ Other

4

Provide a description of the organization's collections and explain how they further the organization's exempt purpose in Part XIII

5

During the year, did the organization solicit or receive donations of art, historical treasures or other similar assets to be sold to raise funds rather than to be maintained as part of the organization's collection?

☐ Yes

☐ No

Part IV

Escrow and Custodial Arrangements. Complete if the organization answered "Yes" to Form 990, Part IV, line 9, or reported an amount on Form 990, Part X, line 21.

1a

Is the organization an agent, trustee, custodian or other intermediary for contributions or other assets not included on Form 990, Part X?

☐ Yes

☐ No

b

If "Yes," explain the arrangement in Part XIII and complete the following table

	Amount
1c	
1d	
1e	
1f	

c

Beginning balance

d

Additions during the year

e

Distributions during the year

f

Ending balance

2a

Did the organization include an amount on Form 990, Part X, line 21?

☐ Yes

☐ No

b

If "Yes," explain the arrangement in Part XIII Check here if the explanation has been provided in Part XIII

☐

Part V

Endowment Funds. Complete if the organization answered "Yes" to Form 990, Part IV, line 10.

	(a)Current year	(b)Prior year	b (c)Two years back	(d)Three years back	(e)Four years back
1a Beginning of year balance	2,990,168	3,134,189	2,769,989	1,164,120	1,293,647
b Contributions	50		91,464	1,574,539	14,964
c Net investment earnings, gains, and losses	309,578	-49,509	307,398	113,584	-144,491
d Grants or scholarships	55,000	19,250	21,613	82,254	
e Other expenditures for facilities and programs	1,883	59,790			
f Administrative expenses	14,394	15,472	13,049		
g End of year balance	3,228,519	2,990,168	3,134,189	2,769,989	1,164,120

2

Provide the estimated percentage of the current year end balance (line 1g, column (a)) held as

a

Board designated or quasi-endowment

b

Permanent endowment

100 000 %

c

Temporarily restricted endowment

The percentages in lines 2a, 2b, and 2c should equal 100%

3a

Are there endowment funds not in the possession of the organization that are held and administered for the organization by

(i) unrelated organizations

3a(i)

Yes

(ii) related organizations

3a(ii)

Yes

b

If "Yes" to 3a(ii), are the related organizations listed as required on Schedule R?

3b

Yes

4

Describe in Part XIII the intended uses of the organization's endowment funds

Part VI

Land, Buildings, and Equipment. See Form 990, Part X, line 10.

Description of property	(a) Cost or other basis (investment)	(b) Cost or other basis (other)	(c) Accumulated depreciation	(d) Book value
1a Land		4,731,212		4,731,212
b Buildings		209,113,586	76,300,902	132,812,684
c Leasehold improvements		1,075,440	547,520	527,920
d Equipment		218,061,377	156,274,158	61,787,219
e Other		18,252,889	7,049,522	11,203,367
Total. Add lines 1a through 1e (Column (d) must equal Form 990, Part X, column (B), line 10(c).)				211,062,402

Schedule D (Form 990) 2012

Part XI

Reconciliation of Revenue per Audited Financial Statements With Revenue per Return

1	Total revenue, gains, and other support per audited financial statements		1	
2	Amounts included on line 1 but not on Form 990, Part VIII, line 12			
a	Net unrealized gains on investments	2a		
b	Donated services and use of facilities	2b		
c	Recoveries of prior year grants	2c		
d	Other (Describe in Part XIII)	2d		
e	Add lines 2a through 2d		2e	
3	Subtract line 2e from line 1		3	
4	Amounts included on Form 990, Part VIII, line 12, but not on line 1			
a	Investment expenses not included on Form 990, Part VIII, line 7b	4a		
b	Other (Describe in Part XIII)	4b		
c	Add lines 4a and 4b		4c	
5	Total revenue Add lines 3 and 4c. (This must equal Form 990, Part I, line 12)		5	

Part XII

Reconciliation of Expenses per Audited Financial Statements With Expenses per Return

1	Total expenses and losses per audited financial statements		1	
2	Amounts included on line 1 but not on Form 990, Part IX, line 25			
a	Donated services and use of facilities	2a		
b	Prior year adjustments	2b		
c	Other losses	2c		
d	Other (Describe in Part XIII)	2d		
e	Add lines 2a through 2d		2e	
3	Subtract line 2e from line 1		3	
4	Amounts included on Form 990, Part IX, line 25, but not on line 1:			
a	Investment expenses not included on Form 990, Part VIII, line 7b	4a		
b	Other (Describe in Part XIII)	4b		
c	Add lines 4a and 4b		4c	
5	Total expenses Add lines 3 and 4c. (This must equal Form 990, Part I, line 18)		5	

Part XIII

Supplemental Information

Complete this part to provide the descriptions required for Part II, lines 3, 5, and 9, Part III, lines 1a and 4, Part IV, lines 1b and 2b, Part V, line 4, Part X, line 2, Part XI, lines 2d and 4b, and Part XII, lines 2d and 4b. Also complete this part to provide any additional information.

Identifier	Return Reference	Explanation
Part X	Part X FIN48 Footnote	The audited financial statements contain the following footnote: Accounting principles generally accepted in the United States of America require SCHS' management to evaluate tax positions taken by the Corporation and recognize a tax liability (or asset) if the Corporation has taken an uncertain position that more likely than not would not be sustained upon examination by the IRS. Management has analyzed tax positions taken by the Corporation and has concluded that as of December 31, 2012, there are no uncertain positions taken or expected to be taken that would require recognition of a liability (or asset) or disclosure in the financial statements. The Corporation is subject to routine audits by taxing jurisdictions; however, there are currently no audits for any tax periods in progress. The Corporation's management believes it is no longer subject to income tax examinations for years prior to 2009.
Part V, Line 4	Part V, Line 4 Intended uses of the endowment fund	Endowment Funds are reported in this section because they are held by St. Charles Foundation, Inc., a related entity of SCHS. Permanently restricted endowment funds are primarily to be used for continuing education scholarships for caregivers and the professional medical community, support of SCHS' Community Benefit Programs, and in the area of greatest need. The Floyd Dement Hospital Trust Fund Testamentary Trust is administered by the Union Bank of California under a trust agreement which provides that the annual income be distributed to the Foundation for charity care to be provided to SCMC-Bend.

SCHEDULE H
(Form 990)

Department of the Treasury
Internal Revenue Service

Hospitals

▶ **Complete if the organization answered "Yes" to Form 990, Part IV, question 20.**
▶ **Attach to Form 990. ▶ See separate instructions.**

OMB No 1545-0047

2012

Open to Public Inspection

Name of the organization
St Charles Health System Inc

Employer identification number
93-0602940

Part I

Financial Assistance and Certain Other Community Benefits at Cost

		Yes	No	
1a	Did the organization have a financial assistance policy during the tax year? If "No," skip to question 6a	1a	Yes	
b	If "Yes," was it a written policy?	1b	Yes	
2	If the organization had multiple hospital facilities, indicate which of the following best describes application of the financial assistance policy to its various hospital facilities during the tax year <input checked="" type="checkbox"/> Applied uniformly to all hospital facilities <input type="checkbox"/> Applied uniformly to most hospital facilities <input type="checkbox"/> Generally tailored to individual hospital facilities			
3	Answer the following based on the financial assistance eligibility criteria that applied to the largest number of the organization's patients during the tax year a Did the organization use Federal Poverty Guidelines (FPG) as a factor in determining eligibility for providing <i>free</i> care? If "Yes," indicate which of the following was the FPG family income limit for eligibility for <i>free</i> care <input checked="" type="checkbox"/> 100% <input type="checkbox"/> 150% <input type="checkbox"/> 200% <input type="checkbox"/> Other _____ % b Did the organization use FPG as a factor in determining eligibility for providing <i>discounted</i> care? If "Yes," indicate which of the following was the family income limit for eligibility for discounted care <input type="checkbox"/> 200% <input type="checkbox"/> 250% <input checked="" type="checkbox"/> 300% <input type="checkbox"/> 350% <input type="checkbox"/> 400% <input type="checkbox"/> Other _____ % c If the organization used factors other than FPG in determining eligibility, describe in Part VI the income based criteria for determining eligibility for free or discounted care. Include in the description whether the organization used an asset test or other threshold, regardless of income, as a factor in determining eligibility for free or discounted care 4 Did the organization's financial assistance policy that applied to the largest number of its patients during the tax year provide for free or discounted care to the "medically indigent"?	3a	Yes	
5a	Did the organization budget amounts for free or discounted care provided under its financial assistance policy during the tax year?	3b	Yes	
b	If "Yes," did the organization's financial assistance expenses exceed the budgeted amount?	4	Yes	
c	If "Yes" to line 5b, as a result of budget considerations, was the organization unable to provide free or discounted care to a patient who was eligible for free or discounted care?	5a	Yes	
6a	Did the organization prepare a community benefit report during the tax year?	5b		No
b	If "Yes," did the organization make it available to the public?	5c		No
	Complete the following table using the worksheets provided in the Schedule H instructions. Do not submit these worksheets with the Schedule H.	6a	Yes	
		6b	Yes	

7

Financial Assistance and Certain Other Community Benefits at Cost

Financial Assistance and Means-Tested Government Programs	(a) Number of activities or programs (optional)	(b) Persons served (optional)	(c) Total community benefit expense	(d) Direct offsetting revenue	(e) Net community benefit expense	(f) Percent of total expense
a Financial Assistance at cost (from Worksheet 1)		17,516	16,763,840		16,763,840	3 340 %
b Medicaid (from Worksheet 3, column a)		55,811	120,470,883	56,537,454	63,933,429	12 720 %
c Costs of other means-tested government programs (from Worksheet 3, column b)						
d Total Financial Assistance and Means-Tested Government Programs		73,327	137,234,723	56,537,454	80,697,269	16 060 %
Other Benefits						
e Community health improvement services and community benefit operations (from Worksheet 4)		13,415	989,855	2,697	987,158	0 200 %
f Health professions education (from Worksheet 5)			978,156	320,692	657,464	0 130 %
g Subsidized health services (from Worksheet 6)						
h Research (from Worksheet 7)						
i Cash and in-kind contributions for community benefit (from Worksheet 8)		39,724	1,013,335	1,301	1,012,034	0 200 %
j Total. Other Benefits		53,139	2,981,346	324,690	2,656,656	0 530 %
k Total. Add lines 7d and 7j		126,466	140,216,069	56,862,144	83,353,925	16 590 %

Part IICommunity Building Activities

Complete this table if the organization conducted any community building activities during the tax year, and describe in Part VI how its community building activities promoted the health of the communities it serves.

	(a) Number of activities or programs (optional)	(b) Persons served (optional)	(c) Total community building expense	(d) Direct offsetting revenue	(e) Net community building expense	(f) Percent of total expense
1Physical improvements and housing						
2Economic development						
3Community support						
4Environmental improvements						
5Leadership development and training for community members						
6Coalition building						
7Community health improvement advocacy						
8Workforce development		174	32,716		32,716	0.010 %
9Other						
10Total		174	32,716		32,716	0.010 %

Part IIIBad Debt, Medicare, & Collection Practices

Section A. Bad Debt Expense

1Did the organization report bad debt expense in accordance with Healthcare Financial Management Association Statement No. 15?

1Yes

Yes

2Enter the amount of the organization's bad debt expense. Explain in Part VI the methodology used by the organization to estimate this amount.

224,216,082

3Enter the estimated amount of the organization's bad debt expense attributable to patients eligible under the organization's financial assistance policy. Explain in Part VI the methodology used by the organization to estimate this amount and the rationale, if any, for including this portion of bad debt as community benefit.

3

4Provide in Part VI the text of the footnote to the organization's financial statements that describes bad debt expense or the page number on which this footnote is contained in the attached financial statements.

Section B. Medicare

5Enter total revenue received from Medicare (including DSH and IME).

5109,386,919

6Enter Medicare allowable costs of care relating to payments on line 5.

6136,927,936

7Subtract line 6 from line 5. This is the surplus (or shortfall).

7-27,541,017

8Describe in Part VI the extent to which any shortfall reported in line 7 should be treated as community benefit. Also describe in Part VI the costing methodology or source used to determine the amount reported on line 6. Check the box that describes the method used.

☐ Cost accounting system

☒ Cost to charge ratio

☐ Other

Section C. Collection Practices

9aDid the organization have a written debt collection policy during the tax year?

9aYes

Yes

bIf "Yes," did the organization's collection policy that applied to the largest number of its patients during the tax year contain provisions on the collection practices to be followed for patients who are known to qualify for financial assistance? Describe in Part VI.

9bYes

Yes

Part IVManagement Companies and Joint Ventures

(owned 10% or more by officers, directors, trustees, key employees, and physicians—see instructions)

(a) Name of entity	(b) Description of primary activity of entity	(c) Organization's profit % or stock ownership %	(d) Officers, directors, trustees, or key employees' profit % or stock ownership %	(e) Physicians' profit % or stock ownership %
1 Cascade Property Holdings L	Owns bare land for investme	50.000 %	2.703 %	50.000 %
2 Cascade Medical Buildings L	Owns & manages a medical bu	50.000 %	3.450 %	50.000 %
3 Institute of the Cascades L	Administration & Marketing	50.000 %		50.000 %
4 Cascade SurgiCenter LLC	Outpatient surgery	50.000 %	2.940 %	45.650 %
5 Heart Center of the Cascade	Owns & manages a medical bu	50.000 %		50.000 %
6 Central Oregon Magnetic Res	Magnetic Resonance Imaging	33.300 %		66.700 %
7 Cascade Medical Imaging LLC	Cascade Medical Imaging LLC	70.000 %		30.000 %
8				
9				
10				
11				
12				
13				

Part V

Facility Information

Section A. Hospital Facilities

(list in order of size from largest to smallest—see instructions)
How many hospital facilities did the organization operate during the tax year?
3

Name, address, and primary website address

		Licensed hospital	General medical & surgical	Children's hospital	Teaching hospital	Critical access hospital	Research facility	ER-24 hours	ER-other	Other (Describe)	Facility reporting group
3	Pioneer Memorial Hospital 1201 NE Elm St Prineville, OR 97754	X	X			X		X			
2	St Charles Medical Center Redm 1253 NW Canal Blvd REDMOND, OR 97756	X	X					X			
1	St Charles Medical Center Bend 2500 NE NEFF RD BEND, OR 97701	X	X					X			

Part V Facility Information (continued)

Section B. Facility Policies and Practices

(Complete a separate Section B for each of the hospital facilities or facility reporting groups listed in Part V, Section A)

Pioneer Memorial Hospital

Name of hospital facility or facility reporting group

For single facility filers only: line Number of Hospital Facility (from Schedule H, Part V, Section A)

3

	Yes	No
Community Health Needs Assessment (Lines 1 through 8c are optional for tax years beginning on or before March 23, 2012)		
1 During the tax year or either of the two immediately preceding tax years, did the hospital facility conduct a community health needs assessment (CHNA)? If "No," skip to line 9 If "Yes," indicate what the CHNA report describes (check all that apply)	1	
a <input type="checkbox"/> A definition of the community served by the hospital facility		
b <input type="checkbox"/> Demographics of the community		
c <input type="checkbox"/> Existing health care facilities and resources within the community that are available to respond to the health needs of the community		
d <input type="checkbox"/> How data was obtained		
e <input type="checkbox"/> The health needs of the community		
f <input type="checkbox"/> Primary and chronic disease needs and other health issues of uninsured persons, low-income persons, and minority groups		
g <input type="checkbox"/> The process for identifying and prioritizing community health needs and services to meet the community health needs		
h <input type="checkbox"/> The process for consulting with persons representing the community's interests		
i <input type="checkbox"/> Information gaps that limit the hospital facility's ability to assess the community's health needs		
j <input type="checkbox"/> Other (describe in Part VI)		
2 Indicate the tax year the hospital facility last conducted a CHNA 20 ____		
3 In conducting its most recent CHNA, did the hospital facility take into account input from representatives of the community served by the hospital facility, including those with special knowledge of or expertise in public health? If "Yes," describe in Part VI how the hospital facility took into account input from persons who represent the community, and identify the persons the hospital facility consulted	3	
4 Was the hospital facility's CHNA conducted with one or more other hospital facilities? If "Yes," list the other hospital facilities in Part VI	4	
5 Did the hospital facility make its CHNA report widely available to the public? If "Yes," indicate how the CHNA report was made widely available (check all that apply)	5	
a <input type="checkbox"/> Hospital facility's website		
b <input type="checkbox"/> Available upon request from the hospital facility		
c <input type="checkbox"/> Other (describe in Part VI)		
6 If the hospital facility addressed needs identified in its most recently conducted CHNA, indicate how (check all that apply to date)		
a <input type="checkbox"/> Adoption of an implementation strategy that addresses each of the community health needs identified through the CHNA		
b <input type="checkbox"/> Execution of the implementation strategy		
c <input type="checkbox"/> Participation in the development of a community-wide plan		
d <input type="checkbox"/> Participation in the execution of a community-wide plan		
e <input type="checkbox"/> Inclusion of a community benefit section in operational plans		
f <input type="checkbox"/> Adoption of a budget for provision of services that address the needs identified in the CHNA		
g <input type="checkbox"/> Prioritization of health needs in its community		
h <input type="checkbox"/> Prioritization of services that the hospital facility will undertake to meet health needs in its community		
i <input type="checkbox"/> Other (describe in Part VI)		
7 Did the hospital facility address all of the needs identified in its most recently conducted CHNA? If "No," explain in Part VI which needs it has not addressed and the reasons why it has not addressed such needs	7	
8a Did the organization incur an excise tax under section 4959 for the hospital facility's failure to conduct a CHNA as required by section 501(r)(3)?	8a	
b If "Yes" to line 8a, did the organization file Form 4720 to report the section 4959 excise tax?	8b	
c If "Yes" to line 8b, what is the total amount of section 4959 excise tax the organization reported on Form 4720 for all of its hospital facilities? \$_____		

Part V

Facility Information (continued)

Financial Assistance Policy		Yes	No
9 Did the hospital facility have in place during the tax year a written financial assistance policy that Explained eligibility criteria for financial assistance, and whether such assistance includes free or discounted care?		9	Yes
10 Used federal poverty guidelines (FPG) to determine eligibility for providing <i>free</i> care? If "Yes," indicate the FPG family income limit for eligibility for free care <u>100 0000</u> % If "No," explain in Part VI the criteria the hospital facility used		10	Yes
11 Used FPG to determine eligibility for providing <i>discounted</i> care? If "Yes," indicate the FPG family income limit for eligibility for discounted care <u>300 0000</u> % If "No," explain in Part VI the criteria the hospital facility used		11	Yes
12 Explained the basis for calculating amounts charged to patients? If "Yes," indicate the factors used in determining such amounts (check all that apply)		12	Yes
a <input checked="" type="checkbox"/> Income level			
b <input checked="" type="checkbox"/> Asset level			
c <input checked="" type="checkbox"/> Medical indigency			
d <input type="checkbox"/> Insurance status			
e <input type="checkbox"/> Uninsured discount			
f <input type="checkbox"/> Medicaid/Medicare			
g <input type="checkbox"/> State regulation			
h <input type="checkbox"/> Other (describe in Part VI)			
13 Explained the method for applying for financial assistance?		13	Yes
14 Included measures to publicize the policy within the community served by the hospital facility? If "Yes," indicate how the hospital facility publicized the policy (check all that apply)		14	Yes
a <input checked="" type="checkbox"/> The policy was posted on the hospital facility's website			
b <input checked="" type="checkbox"/> The policy was attached to billing invoices			
c <input checked="" type="checkbox"/> The policy was posted in the hospital facility's emergency rooms or waiting rooms			
d <input checked="" type="checkbox"/> The policy was posted in the hospital facility's admissions offices			
e <input checked="" type="checkbox"/> The policy was provided, in writing, to patients on admission to the hospital facility			
f <input checked="" type="checkbox"/> The policy was available upon request			
g <input type="checkbox"/> Other (describe in Part VI)			
Billing and Collections			
15 Did the hospital facility have in place during the tax year a separate billing and collections policy, or a written financial assistance policy (FAP) that explained actions the hospital facility may take upon non-payment?		15	Yes
16 Check all of the following actions against an individual that were permitted under the hospital facility's policies during the tax year before making reasonable efforts to determine the patient's eligibility under the facility's FAP			
a <input type="checkbox"/> Reporting to credit agency			
b <input type="checkbox"/> Lawsuits			
c <input type="checkbox"/> Liens on residences			
d <input type="checkbox"/> Body attachments			
e <input type="checkbox"/> Other similar actions (describe in Part VI)			
17 Did the hospital facility or an authorized third party perform any of the following actions during the tax year before making reasonable efforts to determine the patient's eligibility under the facility's FAP? If "Yes," check all actions in which the hospital facility or a third party engaged		17	No
a <input type="checkbox"/> Reporting to credit agency			
b <input type="checkbox"/> Lawsuits			
c <input type="checkbox"/> Liens on residences			
d <input type="checkbox"/> Body attachments			
e <input type="checkbox"/> Other similar actions (describe in Part VI)			

Part V

Facility Information (continued)

- 18
- Indicate which efforts the hospital facility made before initiating any of the actions listed in line 17 (check all that apply)
- a

☐

Notified individuals of the financial assistance policy on admission
- b

☐

Notified individuals of the financial assistance policy prior to discharge
- c

☐

Notified individuals of the financial assistance policy in communications with the patients regarding the patients' bills
- d

☐

Documented its determination of whether patients were eligible for financial assistance under the hospital facility's financial assistance policy
- e

☐

Other (describe in Part VI)

Policy Relating to Emergency Medical Care

		Yes	No
19	Did the hospital facility have in place during the tax year a written policy relating to emergency medical care that requires the hospital facility to provide, without discrimination, care for emergency medical conditions to individuals regardless of their eligibility under the hospital facility's financial assistance policy? If "No," indicate why	Yes	
a	<input type="checkbox"/> The hospital facility did not provide care for any emergency medical conditions		
b	<input type="checkbox"/> The hospital facility's policy was not in writing		
c	<input type="checkbox"/> The hospital facility limited who was eligible to receive care for emergency medical conditions (describe in Part VI)		
d	<input type="checkbox"/> Other (describe in Part VI)		

Charges to Individuals Eligible for Assistance under the FAP (FAP-Eligible Individuals)

20	Indicate how the hospital facility determined, during the tax year, the maximum amounts that can be charged to FAP-eligible individuals for emergency or other medically necessary care		
a	<input type="checkbox"/> The hospital facility used its lowest negotiated commercial insurance rate when calculating the maximum amounts that can be charged		
b	<input type="checkbox"/> The hospital facility used the average of its three lowest negotiated commercial insurance rates when calculating the maximum amounts that can be charged		
c	<input type="checkbox"/> The hospital facility used the Medicare rates when calculating the maximum amounts that can be charged		
d	<input type="checkbox"/> Other (describe in Part VI)		
21	During the tax year, did the hospital facility charge any FAP-eligible individuals to whom the hospital facility provided emergency or other medically necessary services, more than the amounts generally billed to individuals who had insurance covering such care? If "Yes," explain in Part VI		No
22	During the tax year, did the hospital facility charge any FAP-eligible individuals an amount equal to the gross charge for any service provided to that individual? If "Yes," explain in Part VI		No

Part V Facility Information (continued)

Section B. Facility Policies and Practices

(Complete a separate Section B for each of the hospital facilities or facility reporting groups listed in Part V, Section A)

St Charles Medical Center Redm

Name of hospital facility or facility reporting group

For single facility filers only: line Number of Hospital Facility (from Schedule H, Part V, Section A)

2

	Yes	No
Community Health Needs Assessment (Lines 1 through 8c are optional for tax years beginning on or before March 23, 2012)		
1 During the tax year or either of the two immediately preceding tax years, did the hospital facility conduct a community health needs assessment (CHNA)? If "No," skip to line 9 If "Yes," indicate what the CHNA report describes (check all that apply)	1	
a <input type="checkbox"/> A definition of the community served by the hospital facility		
b <input type="checkbox"/> Demographics of the community		
c <input type="checkbox"/> Existing health care facilities and resources within the community that are available to respond to the health needs of the community		
d <input type="checkbox"/> How data was obtained		
e <input type="checkbox"/> The health needs of the community		
f <input type="checkbox"/> Primary and chronic disease needs and other health issues of uninsured persons, low-income persons, and minority groups		
g <input type="checkbox"/> The process for identifying and prioritizing community health needs and services to meet the community health needs		
h <input type="checkbox"/> The process for consulting with persons representing the community's interests		
i <input type="checkbox"/> Information gaps that limit the hospital facility's ability to assess the community's health needs		
j <input type="checkbox"/> Other (describe in Part VI)		
2 Indicate the tax year the hospital facility last conducted a CHNA 20 ____		
3 In conducting its most recent CHNA, did the hospital facility take into account input from representatives of the community served by the hospital facility, including those with special knowledge of or expertise in public health? If "Yes," describe in Part VI how the hospital facility took into account input from persons who represent the community, and identify the persons the hospital facility consulted	3	
4 Was the hospital facility's CHNA conducted with one or more other hospital facilities? If "Yes," list the other hospital facilities in Part VI	4	
5 Did the hospital facility make its CHNA report widely available to the public? If "Yes," indicate how the CHNA report was made widely available (check all that apply)	5	
a <input type="checkbox"/> Hospital facility's website		
b <input type="checkbox"/> Available upon request from the hospital facility		
c <input type="checkbox"/> Other (describe in Part VI)		
6 If the hospital facility addressed needs identified in its most recently conducted CHNA, indicate how (check all that apply to date)		
a <input type="checkbox"/> Adoption of an implementation strategy that addresses each of the community health needs identified through the CHNA		
b <input type="checkbox"/> Execution of the implementation strategy		
c <input type="checkbox"/> Participation in the development of a community-wide plan		
d <input type="checkbox"/> Participation in the execution of a community-wide plan		
e <input type="checkbox"/> Inclusion of a community benefit section in operational plans		
f <input type="checkbox"/> Adoption of a budget for provision of services that address the needs identified in the CHNA		
g <input type="checkbox"/> Prioritization of health needs in its community		
h <input type="checkbox"/> Prioritization of services that the hospital facility will undertake to meet health needs in its community		
i <input type="checkbox"/> Other (describe in Part VI)		
7 Did the hospital facility address all of the needs identified in its most recently conducted CHNA? If "No," explain in Part VI which needs it has not addressed and the reasons why it has not addressed such needs	7	
8a Did the organization incur an excise tax under section 4959 for the hospital facility's failure to conduct a CHNA as required by section 501(r)(3)?	8a	
b If "Yes" to line 8a, did the organization file Form 4720 to report the section 4959 excise tax?	8b	
c If "Yes" to line 8b, what is the total amount of section 4959 excise tax the organization reported on Form 4720 for all of its hospital facilities? \$_____		

Part V

Facility Information (continued)

Financial Assistance Policy		Yes	No
9 Did the hospital facility have in place during the tax year a written financial assistance policy that Explained eligibility criteria for financial assistance, and whether such assistance includes free or discounted care?		9	Yes
10 Used federal poverty guidelines (FPG) to determine eligibility for providing <i>free</i> care? If "Yes," indicate the FPG family income limit for eligibility for free care <u>100 0000</u> % If "No," explain in Part VI the criteria the hospital facility used		10	Yes
11 Used FPG to determine eligibility for providing <i>discounted</i> care? If "Yes," indicate the FPG family income limit for eligibility for discounted care <u>300 0000</u> % If "No," explain in Part VI the criteria the hospital facility used		11	Yes
12 Explained the basis for calculating amounts charged to patients? If "Yes," indicate the factors used in determining such amounts (check all that apply)		12	Yes
a <input checked="" type="checkbox"/> Income level			
b <input checked="" type="checkbox"/> Asset level			
c <input checked="" type="checkbox"/> Medical indigency			
d <input type="checkbox"/> Insurance status			
e <input type="checkbox"/> Uninsured discount			
f <input type="checkbox"/> Medicaid/Medicare			
g <input type="checkbox"/> State regulation			
h <input type="checkbox"/> Other (describe in Part VI)			
13 Explained the method for applying for financial assistance?		13	Yes
14 Included measures to publicize the policy within the community served by the hospital facility? If "Yes," indicate how the hospital facility publicized the policy (check all that apply)		14	Yes
a <input checked="" type="checkbox"/> The policy was posted on the hospital facility's website			
b <input checked="" type="checkbox"/> The policy was attached to billing invoices			
c <input checked="" type="checkbox"/> The policy was posted in the hospital facility's emergency rooms or waiting rooms			
d <input checked="" type="checkbox"/> The policy was posted in the hospital facility's admissions offices			
e <input checked="" type="checkbox"/> The policy was provided, in writing, to patients on admission to the hospital facility			
f <input checked="" type="checkbox"/> The policy was available upon request			
g <input type="checkbox"/> Other (describe in Part VI)			
Billing and Collections			
15 Did the hospital facility have in place during the tax year a separate billing and collections policy, or a written financial assistance policy (FAP) that explained actions the hospital facility may take upon non-payment?		15	Yes
16 Check all of the following actions against an individual that were permitted under the hospital facility's policies during the tax year before making reasonable efforts to determine the patient's eligibility under the facility's FAP			
a <input type="checkbox"/> Reporting to credit agency			
b <input type="checkbox"/> Lawsuits			
c <input type="checkbox"/> Liens on residences			
d <input type="checkbox"/> Body attachments			
e <input type="checkbox"/> Other similar actions (describe in Part VI)			
17 Did the hospital facility or an authorized third party perform any of the following actions during the tax year before making reasonable efforts to determine the patient's eligibility under the facility's FAP? If "Yes," check all actions in which the hospital facility or a third party engaged		17	No
a <input type="checkbox"/> Reporting to credit agency			
b <input type="checkbox"/> Lawsuits			
c <input type="checkbox"/> Liens on residences			
d <input type="checkbox"/> Body attachments			
e <input type="checkbox"/> Other similar actions (describe in Part VI)			

Part V

Facility Information (continued)

- 18
- Indicate which efforts the hospital facility made before initiating any of the actions listed in line 17 (check all that apply)
- a

☐

Notified individuals of the financial assistance policy on admission
- b

☐

Notified individuals of the financial assistance policy prior to discharge
- c

☐

Notified individuals of the financial assistance policy in communications with the patients regarding the patients' bills
- d

☐

Documented its determination of whether patients were eligible for financial assistance under the hospital facility's financial assistance policy
- e

☐

Other (describe in Part VI)

Policy Relating to Emergency Medical Care

		Yes	No
19	Did the hospital facility have in place during the tax year a written policy relating to emergency medical care that requires the hospital facility to provide, without discrimination, care for emergency medical conditions to individuals regardless of their eligibility under the hospital facility's financial assistance policy? If "No," indicate why	Yes	
a	<input type="checkbox"/> The hospital facility did not provide care for any emergency medical conditions		
b	<input type="checkbox"/> The hospital facility's policy was not in writing		
c	<input type="checkbox"/> The hospital facility limited who was eligible to receive care for emergency medical conditions (describe in Part VI)		
d	<input type="checkbox"/> Other (describe in Part VI)		

Charges to Individuals Eligible for Assistance under the FAP (FAP-Eligible Individuals)

20	Indicate how the hospital facility determined, during the tax year, the maximum amounts that can be charged to FAP-eligible individuals for emergency or other medically necessary care		
a	<input type="checkbox"/> The hospital facility used its lowest negotiated commercial insurance rate when calculating the maximum amounts that can be charged		
b	<input type="checkbox"/> The hospital facility used the average of its three lowest negotiated commercial insurance rates when calculating the maximum amounts that can be charged		
c	<input type="checkbox"/> The hospital facility used the Medicare rates when calculating the maximum amounts that can be charged		
d	<input type="checkbox"/> Other (describe in Part VI)		
21	During the tax year, did the hospital facility charge any FAP-eligible individuals to whom the hospital facility provided emergency or other medically necessary services, more than the amounts generally billed to individuals who had insurance covering such care? If "Yes," explain in Part VI		No
22	During the tax year, did the hospital facility charge any FAP-eligible individuals an amount equal to the gross charge for any service provided to that individual? If "Yes," explain in Part VI		No

Part V Facility Information (continued)

Section B. Facility Policies and Practices

(Complete a separate Section B for each of the hospital facilities or facility reporting groups listed in Part V, Section A)

St Charles Medical Center Bend

Name of hospital facility or facility reporting group

For single facility filers only: line Number of Hospital Facility (from Schedule H, Part V, Section A)

1

	Yes	No
Community Health Needs Assessment (Lines 1 through 8c are optional for tax years beginning on or before March 23, 2012)		
1 During the tax year or either of the two immediately preceding tax years, did the hospital facility conduct a community health needs assessment (CHNA)? If "No," skip to line 9 If "Yes," indicate what the CHNA report describes (check all that apply)	1	
a <input type="checkbox"/> A definition of the community served by the hospital facility		
b <input type="checkbox"/> Demographics of the community		
c <input type="checkbox"/> Existing health care facilities and resources within the community that are available to respond to the health needs of the community		
d <input type="checkbox"/> How data was obtained		
e <input type="checkbox"/> The health needs of the community		
f <input type="checkbox"/> Primary and chronic disease needs and other health issues of uninsured persons, low-income persons, and minority groups		
g <input type="checkbox"/> The process for identifying and prioritizing community health needs and services to meet the community health needs		
h <input type="checkbox"/> The process for consulting with persons representing the community's interests		
i <input type="checkbox"/> Information gaps that limit the hospital facility's ability to assess the community's health needs		
j <input type="checkbox"/> Other (describe in Part VI)		
2 Indicate the tax year the hospital facility last conducted a CHNA 20 ____		
3 In conducting its most recent CHNA, did the hospital facility take into account input from representatives of the community served by the hospital facility, including those with special knowledge of or expertise in public health? If "Yes," describe in Part VI how the hospital facility took into account input from persons who represent the community, and identify the persons the hospital facility consulted	3	
4 Was the hospital facility's CHNA conducted with one or more other hospital facilities? If "Yes," list the other hospital facilities in Part VI	4	
5 Did the hospital facility make its CHNA report widely available to the public? If "Yes," indicate how the CHNA report was made widely available (check all that apply)	5	
a <input type="checkbox"/> Hospital facility's website		
b <input type="checkbox"/> Available upon request from the hospital facility		
c <input type="checkbox"/> Other (describe in Part VI)		
6 If the hospital facility addressed needs identified in its most recently conducted CHNA, indicate how (check all that apply to date)		
a <input type="checkbox"/> Adoption of an implementation strategy that addresses each of the community health needs identified through the CHNA		
b <input type="checkbox"/> Execution of the implementation strategy		
c <input type="checkbox"/> Participation in the development of a community-wide plan		
d <input type="checkbox"/> Participation in the execution of a community-wide plan		
e <input type="checkbox"/> Inclusion of a community benefit section in operational plans		
f <input type="checkbox"/> Adoption of a budget for provision of services that address the needs identified in the CHNA		
g <input type="checkbox"/> Prioritization of health needs in its community		
h <input type="checkbox"/> Prioritization of services that the hospital facility will undertake to meet health needs in its community		
i <input type="checkbox"/> Other (describe in Part VI)		
7 Did the hospital facility address all of the needs identified in its most recently conducted CHNA? If "No," explain in Part VI which needs it has not addressed and the reasons why it has not addressed such needs	7	
8a Did the organization incur an excise tax under section 4959 for the hospital facility's failure to conduct a CHNA as required by section 501(r)(3)?	8a	
b If "Yes" to line 8a, did the organization file Form 4720 to report the section 4959 excise tax?	8b	
c If "Yes" to line 8b, what is the total amount of section 4959 excise tax the organization reported on Form 4720 for all of its hospital facilities? \$_____		

Part V

Facility Information (continued)

Financial Assistance Policy		Yes	No
9 Did the hospital facility have in place during the tax year a written financial assistance policy that Explained eligibility criteria for financial assistance, and whether such assistance includes free or discounted care?		9	Yes
10 Used federal poverty guidelines (FPG) to determine eligibility for providing <i>free</i> care? If "Yes," indicate the FPG family income limit for eligibility for free care <u>100 0000</u> % If "No," explain in Part VI the criteria the hospital facility used		10	Yes
11 Used FPG to determine eligibility for providing <i>discounted</i> care? If "Yes," indicate the FPG family income limit for eligibility for discounted care <u>300 0000</u> % If "No," explain in Part VI the criteria the hospital facility used		11	Yes
12 Explained the basis for calculating amounts charged to patients? If "Yes," indicate the factors used in determining such amounts (check all that apply)		12	Yes
a <input checked="" type="checkbox"/> Income level			
b <input checked="" type="checkbox"/> Asset level			
c <input checked="" type="checkbox"/> Medical indigency			
d <input type="checkbox"/> Insurance status			
e <input type="checkbox"/> Uninsured discount			
f <input type="checkbox"/> Medicaid/Medicare			
g <input type="checkbox"/> State regulation			
h <input type="checkbox"/> Other (describe in Part VI)			
13 Explained the method for applying for financial assistance?		13	Yes
14 Included measures to publicize the policy within the community served by the hospital facility? If "Yes," indicate how the hospital facility publicized the policy (check all that apply)		14	Yes
a <input checked="" type="checkbox"/> The policy was posted on the hospital facility's website			
b <input checked="" type="checkbox"/> The policy was attached to billing invoices			
c <input checked="" type="checkbox"/> The policy was posted in the hospital facility's emergency rooms or waiting rooms			
d <input checked="" type="checkbox"/> The policy was posted in the hospital facility's admissions offices			
e <input checked="" type="checkbox"/> The policy was provided, in writing, to patients on admission to the hospital facility			
f <input checked="" type="checkbox"/> The policy was available upon request			
g <input type="checkbox"/> Other (describe in Part VI)			
Billing and Collections			
15 Did the hospital facility have in place during the tax year a separate billing and collections policy, or a written financial assistance policy (FAP) that explained actions the hospital facility may take upon non-payment?		15	Yes
16 Check all of the following actions against an individual that were permitted under the hospital facility's policies during the tax year before making reasonable efforts to determine the patient's eligibility under the facility's FAP			
a <input type="checkbox"/> Reporting to credit agency			
b <input type="checkbox"/> Lawsuits			
c <input type="checkbox"/> Liens on residences			
d <input type="checkbox"/> Body attachments			
e <input type="checkbox"/> Other similar actions (describe in Part VI)			
17 Did the hospital facility or an authorized third party perform any of the following actions during the tax year before making reasonable efforts to determine the patient's eligibility under the facility's FAP? If "Yes," check all actions in which the hospital facility or a third party engaged		17	No
a <input type="checkbox"/> Reporting to credit agency			
b <input type="checkbox"/> Lawsuits			
c <input type="checkbox"/> Liens on residences			
d <input type="checkbox"/> Body attachments			
e <input type="checkbox"/> Other similar actions (describe in Part VI)			

Part V

Facility Information (continued)

- 18
- Indicate which efforts the hospital facility made before initiating any of the actions listed in line 17 (check all that apply)
- a

☐

Notified individuals of the financial assistance policy on admission
- b

☐

Notified individuals of the financial assistance policy prior to discharge
- c

☐

Notified individuals of the financial assistance policy in communications with the patients regarding the patients' bills
- d

☐

Documented its determination of whether patients were eligible for financial assistance under the hospital facility's financial assistance policy
- e

☐

Other (describe in Part VI)

Policy Relating to Emergency Medical Care

		Yes	No
19	Did the hospital facility have in place during the tax year a written policy relating to emergency medical care that requires the hospital facility to provide, without discrimination, care for emergency medical conditions to individuals regardless of their eligibility under the hospital facility's financial assistance policy?	Yes	
	If "No," indicate why		
a	<input type="checkbox"/> The hospital facility did not provide care for any emergency medical conditions		
b	<input type="checkbox"/> The hospital facility's policy was not in writing		
c	<input type="checkbox"/> The hospital facility limited who was eligible to receive care for emergency medical conditions (describe in Part VI)		
d	<input type="checkbox"/> Other (describe in Part VI)		

Charges to Individuals Eligible for Assistance under the FAP (FAP-Eligible Individuals)

20	Indicate how the hospital facility determined, during the tax year, the maximum amounts that can be charged to FAP-eligible individuals for emergency or other medically necessary care		
	a <input type="checkbox"/> The hospital facility used its lowest negotiated commercial insurance rate when calculating the maximum amounts that can be charged		
	b <input type="checkbox"/> The hospital facility used the average of its three lowest negotiated commercial insurance rates when calculating the maximum amounts that can be charged		
	c <input type="checkbox"/> The hospital facility used the Medicare rates when calculating the maximum amounts that can be charged		
	d <input checked="" type="checkbox"/> Other (describe in Part VI)		
21	During the tax year, did the hospital facility charge any FAP-eligible individuals to whom the hospital facility provided emergency or other medically necessary services, more than the amounts generally billed to individuals who had insurance covering such care?		No
	If "Yes," explain in Part VI		
22	During the tax year, did the hospital facility charge any FAP-eligible individuals an amount equal to the gross charge for any service provided to that individual?		No
	If "Yes," explain in Part VI		

Part V

Facility Information (continued)

Section C. Other Health Care Facilities That Are Not Licensed, Registered, or Similarly Recognized as a Hospital Facility

(list in order of size, from largest to smallest)

How many non-hospital health care facilities did the organization operate during the tax year?

20

Name and address	Type of Facility (describe)
1 See Additional Data Table	
2	
3	
4	
5	
6	
7	
8	
9	
10	

Part VI

Supplemental Information

Complete this part to provide the following information

- 1

Required descriptions. Provide the descriptions required for Part I, lines 3c, 6a, and 7, Part II, Part III, lines 4, 8, and 9b, Part V, Section A, and Part V, Section B, lines 1j, 3, 4, 5c, 6i, 7, 10, 11, 12h, 14g, 16e, 17e, 18e, 19c, 19d, 20d, 21, and 22
- 2

Needs assessment. Describe how the organization assesses the health care needs of the communities it serves, in addition to any needs assessments reported in Part V, Section B
- 3

Patient education of eligibility for assistance. Describe how the organization informs and educates patients and persons who may be billed for patient care about their eligibility for assistance under federal, state, or local government programs or under the organization's financial assistance policy
- 4

Community information. Describe the community the organization serves, taking into account the geographic area and demographic constituents it serves
- 5

Promotion of community health. Provide any other information important to describing how the organization's hospital facilities or other health care facilities further its exempt purpose by promoting the health of the community (e g , open medical staff, community board, use of surplus funds, etc)
- 6

Affiliated health care system. If the organization is part of an affiliated health care system, describe the respective roles of the organization and its affiliates in promoting the health of the communities served
- 7

State filing of community benefit report. If applicable, identify all states with which the organization, or a related organization, files a community benefit report
- 8

Facility reporting group(s). If applicable, for each hospital facility in a facility reporting group provide the descriptions required for Part V, Section B, lines 1j, 3, 4, 5c, 6i, 7, 10, 11, 12h, 14g, 16e, 17e, 18e, 19c, 19d, 20d, 21, and 22

Identifier	ReturnReference	Explanation
	Part VI - States Where Community Benefit Report Filed	OR
	Part VI - Explanation Of How Organization Furthers Its Exempt Purpose	SCHS provides services without charge, or at amounts less than its established rates, to patients who meet the criteria of its charity care policy SCHS criteria for the determination of charity care include the patients or other responsible partys annual household income, number of people in the home and claimed on taxes, assets, credit history, existing medical debt obligations, and other indicators of the patients ability to pay Generally, those individuals with an annual household income at or less than 100% of the Federal Poverty Guidelines (the Guidelines) qualify for charity care under SCHS policy In addition, SCHS provides discounts on a sliding scale to those individuals with an annual household income of between 100% and 300% of the Guidelines Since SCHS does not pursue collection of amounts determined to qualify as charity care, those amounts are not reported as net patient service revenue
	Part VI - Community Building Activities	Our community building activities focused on workforce development activities which support the community by offering the expertise and resources of our hospital systems caregivers for the betterment of the community Specifically these programs address community-wide workforce issues, potentially providing health care workers for the promoting the health of the community
Number of Hospital Faciltiy - 1	Part V, Line 20d - Other Billing Determination of Individuals Without Insurance	SCHS utilizes a single charge master, regardless of payer SCHS utilizes two years of historical claim data to calculate the estimated minimum and maximum charges for the requested services FAP eligible patient account balances will be reduced by the discount level determined in the financial assistance application process
	Part III, Line 9b - Provisions On Collection Practices For Qualified Patients	Collection policies are the same for all patients Patients are screened for eligibility for financial assistance before collection procedures begin If at any point in the collection process documentation is received that indicates the patient is potentially eligible for financial assistance but has not applied for it, the account is referred back for a financial assistance review
	Part III, Line 8 - Explanation Of Shortfall As Community Benefit	As a response to efforts to improve the health and quality of life of people living in the community, SCHS provided \$27,541,017 in unreimbursed services to patients enrolled in Medicare programs SCHS believes that the Medicare shortfall should be treated as a community benefit since it has a clear mission to serving and improving the health status of the elderly If SCHS should cease to exist, this shortfall would have to be absorbed by another health care provider Costs are from the financial and cost accounting system using cost-to-charge ratios, but none of these costs are being claimed as a community benefit in Part I, line 7
	Part III, Line 4 - Bad Debt Expense	See page 9, footnote 1 (f) "Patient Accounts Receivable, Allowance for Doubtful Accounts, and Other Receivables", in the attached Audited Financial Statements
	Part III, Line 3 - Methodology of Estimated Amount & Rationale for Including in Community Benefit	SCHS currently has no reasonable way to track or estimate the amount of bad debt expense attributable to charity care, and accordingly this line has been left blank
	Part I, Line 7, Column F - Explanation of Bad Debt Expense	When SCHS provides care to patients, it does not require collateral, however, it maintains an estimated allowance for doubtful accounts The primary collection risks relate to uninsured patient accounts and patient accounts for which the primary insurance payor has paid, but patient responsibility amounts (generally deductibles and copayments) remain outstanding The allowance for doubtful accounts is estimated based primarily upon SCHS historical collection experience, the age of the patients account, managements estimate of the patients economic ability to pay, and the effectiveness of collection efforts Patient accounts receivable balances are routinely reviewed in conjunction with historical collection rates and other economic conditions that might ultimately affect the collectibility of patient accounts when considering the adequacy of the amounts recorded in the allowance for doubtful accounts Actual write offs have historically been within managements expectations
	Part I, Line 7 - Explanation of Costing Methodology	The costing methodology used was derived from SCHS's financial and cost accounting systems, which address all hospital-based patient segments and other services provided A cost-to-charge ratio from these financial systems was used to calculate the cost of Financial Assistance in line 7a Numbers reported in column (b) in lines 7a and 7b refer to the number of patient encounters

Additional Data

Software ID: 12000229
Software Version: 2012v2.0
EIN: 93-0602940
Name: St Charles Health System Inc

Form 990 Schedule H, Part V Section C. Other Facilities That Are Not Licensed, Registered, or Similarly Recognized as a Hospital Facility

Section C. Other Health Care Facilities That Are Not Licensed, Registered, or Similarly Recognized as a Hospital Facility

(list in order of size, from largest to smallest)

How many non-hospital health care facilities did the organization operate during the tax year?

20

Name and address	Type of Facility (describe)
1 St Charles Pulmonary Clinic - Redmond 655 NW Jackpine Ave Redmond, OR 97756	Lung Clinic
2 St Charles Anticoagulation Clinic 2100 NE Wyatt Ct Bend, OR 97701	Lung Clinic
3 St Charles Family Care - Sisters 615 Arrowleaf Trail Sisters, OR 97759	Lung Clinic
4 St Charles Medical Supply 2042 NE Williamson Ct Bend, OR 97701	Lung Clinic
5 St Charles Pulmonary Clinic 2275 NE Doctors Dr Bend, OR 97701	Lung Clinic
6 Behavioral Health - Bend 2542 Courtney Dr Bend, OR 97701	Lung Clinic
7 St Charles OBGYN Redmond 213 NW Larch Ste A Redmond, OR 97756	Lung Clinic
8 St Charles Family Care - Bend 2965 NE Conners Ave Ste 127 Bend, OR 97701	Lung Clinic
9 St Charles Sleep Center - Redmond 655 NW Jackpine Ave Redmond, OR 97756	Lung Clinic
10 St Charles Immediate Care 2600 NE Neff Rd Bend, OR 97701	Lung Clinic
11 Heart Center of the Cascades 2500 NE Neff Rd Ste 200 Bend, OR 97701	Lung Clinic
12 More Care Clinic 1103 NE Elm St Prineville, OR 97754	Lung Clinic
13 St Charles Cancer Center - Redmond 1541 N Canal Blvd Ste 103 Redmond, OR 97756	Lung Clinic
14 St Charles Sleep Center - Bend 2042 Williamson Ct Bend, OR 97701	Lung Clinic
15 St Charles Family Care - Redmond 211 NW Larch Ave Redmond, OR 97756	Lung Clinic
16 Central Oregon Magnetic Resonance Imaging 1460 NE Medical Center Dr Bend, OR 97701	Lung Clinic
17 Cascade SurgiCenter 2200 NE Neff Rd 100 Bend, OR 97701	Lung Clinic
18 Sage View Psychiatric Center 1885 NE Purcell Blvd Bend, OR 97701	Lung Clinic
19 St Charles Cancer Center - Bend 2100 NE Wyatt Ct Bend, OR 97701	Lung Clinic
20 Cascade Medical Imaging 1460 NE Medical Center Dr Bend, OR 97701	Lung Clinic

Schedule I
(Form 990)

Department of the Treasury
Internal Revenue Service

Grants and Other Assistance to Organizations,
Governments and Individuals in the United States

Complete if the organization answered "Yes," to Form 990, Part IV, line 21 or 22.
▶ Attach to Form 990

OMB No 1545-0047

2012

Open to Public
Inspection

Name of the organization
St Charles Health System Inc

Employer identification number
93-0602940

Part I

General Information on Grants and Assistance

- 1

Does the organization maintain records to substantiate the amount of the grants or assistance, the grantees' eligibility for the grants or assistance, and the selection criteria used to award the grants or assistance?

☐ Yes ☒ No
- 2

Describe in Part IV the organization's procedures for monitoring the use of grant funds in the United States

Part II

Grants and Other Assistance to Governments and Organizations in the United States. Complete if the organization answered "Yes" to Form 990, Part IV, line 21, for any recipient that received more than \$5,000. Part II can be duplicated if additional space is needed.

(a) Name and address of organization or government	(b) EIN	(c) IRC Code section if applicable	(d) Amount of cash grant	(e) Amount of non-cash assistance	(f) Method of valuation (book, FMV, appraisal, other)	(g) Description of non-cash assistance	(h) Purpose of grant or assistance
See Additional Data Table							

2

Enter total number of section 501(c)(3) and government organizations listed in the line 1 table

12

3

Enter total number of other organizations listed in the line 1 table

1

Part III

Grants and Other Assistance to Individuals in the United States. Complete if the organization answered "Yes" to Form 990, Part IV, line 22.
Part III can be duplicated if additional space is needed.

(a)Type of grant or assistance	(b)Number of recipients	(c)Amount of cash grant	(d)Amount of non-cash assistance	(e)Method of valuation (book, FMV, appraisal, other)	(f)Description of non-cash assistance

Part IV Supplemental Information.		
Complete this part to provide the information required in Part I, line 2, Part III, column (b), and any other additional information		
Identifier	Return Reference	Explanation

Software ID: 12000229

Software Version: 2012v2.0

EIN: 93-0602940

Name: St Charles Health System Inc

Form 990,Schedule I, Part II, Grants and Other Assistance to Governments and Organizations in the United States

(a) Name and address of organization or government	(b) EIN	(c) IRC Code section if applicable	(d) Amount of cash grant	(e) Amount of non-cash assistance	(f) Method of valuation (book, FMV, appraisal, other)	(g) Description of non-cash assistance	(h) Purpose of grant or assistance
VOLUNTEERS IN MEDICINE 2300 NE NEFF ROAD BEND,OR 97701	93-1327847	501(C)(3)	0	30,568	RATE COMPARISON	SUBSIDIZED RENT	FREE MEDICAL CARE
THE NATURE OF WORDS 224 NW OREGON STREET BEND,OR 97701	86-1167881	501(C)(3)	12,000	0			Strengthen and Support Literary Art
RONALD MCDONALD HOUSE 1700 NE PURCELL BLVD BEND,OR 97701	93-1125838	501(C)(3)	0	50,449	RATE COMPARISON	SUBSIDIZED RENT	LODGING FOR FAMILIES W/ MEDICAL NEE
PRINEVILLE KIWANIS CLUB PO BOX 282 PRINEVILLE,OR 97754	93-6023422	501(C)(3)	20,355	0			TODDLER PLAY AREA SUN COVER
PRINEVILLE HOSPITAL FNDTN PO BOX 5969 PRINEVILLE,OR 97754	93-0796407	501(C)(3)	0	5,652	RATE COMPARISON	SUBSIDIZED RENT	RAISING FUNDS FOR THE HOSPITAL
OR STATE UNIVERSITY FNDTN 850 SW 35TH ST CORVALLIS,OR 97333	48-1278540	501(C)(3)	25,000	0			OSU CAMPUS EXPANSION
KIWANIS FOUNDATION OF REDMOND PO BOX 253 REDMOND,OR 97756	23-7359693	501(C)(3)	25,000	0			PARK RESTORATION
DESCHUTES RIVER CONSERVANCE PO BOX 1560 BEND,OR 97709	91-1748485	501(C)(3)	25,000	0			RESTORE STREAMFLOW IN DESCH COUNTY
CROOK COUNTY FOUNDATION PO BOX 1061 PRINEVILLE,OR 97754	93-1250270	501(C)(3)	5,250	0			COMMUNITY ENRICHMENT
COMMUTE OPTIONS OF CO 50 SW BOND STREET BEND,OR 97701	93-1330126	501(C)(3)	15,617	0			PROMOTE COMMUTING
COALITION TO PROTECT AMERICA PO BOX 30211 BETHESDA,MD 20824	52-2253225	501(C)(4)	10,000	0			TO PROTECT HOSPITAL & PATIENT CARE
BOYS & GIRLS CLUB OF CO 500 NW WALL STREET BEND,OR 97701	93-1127536	501(C)(3)	25,000	0			ENABLE YOUNG PEOPLE TO REACH THEIR
BESTCARE TREATMENT SERVICES Po box 1710 redmond,OR 97756	93-1269087	501(C)(3)	0	73,483	RATE COMPARISON	SUBSIDIZED RENT	TREATMENT & PREVENTION OF ADDICTION

Schedule J
(Form 990)

Department of the Treasury
Internal Revenue Service

Compensation Information

For certain Officers, Directors, Trustees, Key Employees, and Highest Compensated Employees

▶ Complete if the organization answered "Yes" to Form 990, Part IV, question 23.

▶ Attach to Form 990. ▶ See separate instructions.

OMB No 1545-0047

2012

Open to Public Inspection

Name of the organization
St Charles Health System Inc

Employer identification number
93-0602940

Part I

Questions Regarding Compensation

	Yes	No
<div><div>1a</div><div>Check the appropriate box(es) if the organization provided any of the following to or for a person listed in Form 990, Part VII, Section A, line 1a Complete Part III to provide any relevant information regarding these items</div><div><div><div><input type="checkbox"/> First-class or charter travel</div><div><input type="checkbox"/> Travel for companions</div><div><input checked="" type="checkbox"/> Tax idemnification and gross-up payments</div><div><input type="checkbox"/> Discretionary spending account</div></div><div><div><input checked="" type="checkbox"/> Housing allowance or residence for personal use</div><div><input type="checkbox"/> Payments for business use of personal residence</div><div><input type="checkbox"/> Health or social club dues or initiation fees</div><div><input type="checkbox"/> Personal services (e g , maid, chauffeur, chef)</div></div></div></div>		
<div><div>b</div><div>If any of the boxes in line 1a are checked, did the organization follow a written policy regarding payment or reimbursement or provision of all of the expenses described above? If "No," complete Part III to explain</div></div>	1bYes	
<div><div>2</div><div>Did the organization require substantiation prior to reimbursing or allowing expenses incurred by all officers, directors, trustees, and the CEO/Executive Director, regarding the items checked in line 1a?</div></div>	2Yes	
<div><div>3</div><div>Indicate which, if any, of the following the filing organization used to establish the compensation of the organization's CEO/Executive Director Check all that apply Do not check any boxes for methods used by a related organization to establish compensation of the CEO/Executive Director, but explain in Part III</div><div><div><div><input checked="" type="checkbox"/> Compensation committee</div><div><input checked="" type="checkbox"/> Independent compensation consultant</div><div><input checked="" type="checkbox"/> Form 990 of other organizations</div></div><div><div><input checked="" type="checkbox"/> Written employment contract</div><div><input checked="" type="checkbox"/> Compensation survey or study</div><div><input checked="" type="checkbox"/> Approval by the board or compensation committee</div></div></div></div>		
<div><div>4</div><div>During the year, did any person listed in Form 990, Part VII, Section A, line 1a with respect to the filing organization or a related organization</div></div>		
<div><div>a</div><div>Receive a severance payment or change-of-control payment?</div></div>	4a	No
<div><div>b</div><div>Participate in, or receive payment from, a supplemental nonqualified retirement plan?</div></div>	4bYes	
<div><div>c</div><div>Participate in, or receive payment from, an equity-based compensation arrangement?</div></div> <div>If "Yes" to any of lines 4a-c, list the persons and provide the applicable amounts for each item in Part III</div>	4c	No
<div><div></div><div>Only 501(c)(3) and 501(c)(4) organizations only must complete lines 5-9.</div></div>		
<div><div>5</div><div>For persons listed in Form 990, Part VII, Section A, line 1a, did the organization pay or accrue any compensation contingent on the revenues of</div></div>		
<div><div>a</div><div>The organization?</div></div>	5a	No
<div><div>b</div><div>Any related organization?</div></div> <div>If "Yes," to line 5a or 5b, describe in Part III</div>	5b	No
<div><div>6</div><div>For persons listed in Form 990, Part VII, Section A, line 1a, did the organization pay or accrue any compensation contingent on the net earnings of</div></div>		
<div><div>a</div><div>The organization?</div></div>	6a	No
<div><div>b</div><div>Any related organization?</div></div> <div>If "Yes," to line 6a or 6b, describe in Part III</div>	6b	No
<div><div>7</div><div>For persons listed in Form 990, Part VII, Section A, line 1a, did the organization provide any non-fixed payments not described in lines 5 and 6? If "Yes," describe in Part III</div></div>	7	No
<div><div>8</div><div>Were any amounts reported in Form 990, Part VII, paid or accrued pursuant to a contract that was subject to the initial contract exception described in Regulations section 53 4958-4(a)(3)? If "Yes," describe in Part III</div></div>	8	No
<div><div>9</div><div>If "Yes" to line 8, did the organization also follow the rebuttable presumption procedure described in Regulations section 53 4958-6(c)?</div></div>	9	No

Part II **Officers, Directors, Trustees, Key Employees, and Highest Compensated Employees.** Use duplicate copies if additional space is needed.

For each individual whose compensation must be reported in Schedule J, report compensation from the organization on row (i) and from related organizations, described in the instructions, on row (ii). Do not list any individuals that are not listed on Form 990, Part VII.

Note. The sum of columns (B)(i)-(iii) for each listed individual must equal the total amount of Form 990, Part VII, Section A, line 1a, applicable column (D) and (E) amounts for that individual.

(A) Name and Title		(B) Breakdown of W-2 and/or 1099-MISC compensation			(C) Retirement and other deferred compensation	(D) Nontaxable benefits	(E) Total of columns (B)(i)-(D)	(F) Compensation reported as deferred in prior Form 990
		(i) Base compensation	(ii) Bonus & incentive compensation	(iii) Other reportable compensation				
See Additional Data Table								

Part III **Supplemental Information**

Complete this part to provide the information, explanation, or descriptions required for Part I, lines 1a, 1b, 3, 4a, 4b, 4c, 5a, 5b, 6a, 6b, 7, and 8, and for Part II. Also complete this part for any additional information.

Identifier	Return Reference	Explanation
Sch J, Part I, Line 1a	Part I, Line 1a Relevant information in regards to selections on 1a	Three physicians received forgiveness of a portion of debt in 2012, which was treated as grossed-up taxable earnings. Such loans are reported on Schedule L.

Software ID: 12000229
Software Version: 2012v2.0
EIN: 93-0602940
Name: St Charles Health System Inc

Form 990, Schedule J, Part II - Officers, Directors, Trustees, Key Employees, and Highest Compensated Employees

(A) Name		(B) Breakdown of W-2 and/or 1099-MISC compensation			(C) Deferred compensation	(D) Nontaxable benefits	(E) Total of columns (B)(i)-(D)	(F) Compensation reported in prior Form 990 or Form 990-EZ
		(i) Base Compensation	(ii) Bonus & incentive compensation	(iii) Other compensation				
Winnenberg William	(i) (ii)	264,195		90,553	29,295	21,415	405,458	28,122
Vlessis Angelo	(i) (ii)	1,080,214		849		25,945	1,107,008	
Vitcovich Katherine	(i) (ii)	290,767		136,297	3,976	4,153	435,193	26,780
Steinke Pamela	(i) (ii)	215,213	696	44,038	41,369	26,742	328,058	
Shepard Karen M	(i) (ii)	339,783		48,472	51,279	21,605	461,139	
Schueler Kirk	(i) (ii)	257,509		17,588	42,959	26,914	344,970	
Martin William	(i) (ii)	695,719		65,661	15,000	27,389	803,769	
Martin Richard	(i) (ii)	218,687	130	54,707	26,115	21,210	320,849	42,819
Kornfeld Steve	(i) (ii)	768,145		68,464	15,000	21,835	873,444	
Henry James	(i) (ii)	266,925		19,207	43,861	26,980	356,973	
Gomes Bob	(i) (ii)	266,322		15,850	39,535	26,652	348,359	
Eixenberger Tim D	(i) (ii)	209,584	20,079	87,368	6,467	20,984	344,482	
Diegel James A	(i) (ii)	493,201		48,484	107,757	28,136	677,578	
Boone Rob	(i) (ii)	634,442		47,480	15,000	21,835	718,757	
Boileau Michel MD	(i) (ii)	450,459		115,976	37,750	21,659	625,844	30,333
Blizzard John D	(i) (ii)	997,073		849		20,523	1,018,445	
Absalon Jeffrey MD	(i) (ii)	281,997		17,458	45,499	27,074	372,028	

Schedule K (Form 990)	<div>Supplemental Information on Tax Exempt Bonds</div> <div>▶ Complete if the organization answered "Yes" to Form 990, Part IV, line 24a. Provide descriptions, explanations, and any additional information in Part VI.</div> <div>▶ Attach to Form 990. ▶ See separate instructions.</div>	OMB No 1545-0047
		2012
		Open to Public Inspection

Department of the Treasury Internal Revenue Service	Name of the organization St Charles Health System Inc	Employer identification number 93-0602940
--	--	--

Part I

Bond Issues

	(a) Issuer name	(b) Issuer EIN	(c) CUSIP #	(d) Date issued	(e) Issue price	(f) Description of purpose	(g) Defeased		(h) On behalf of issuer		(i) Pool financing	
							Yes	No	Yes	No	Yes	No
A	HOSPITAL FACILITY AUTHORI	93-0991182	250336BY9	12-21-2005	51,800,000	SEE PART VI		X		X		X
B	HOSPITAL FACILITY AUTHORI	93-0991182	250336CV4	12-23-2008	101,284,231	SEE PART VI		X		X		X

Part II

Proceeds

		A		B		C		D	
1	Amount of bonds retired	5,200,000							
2	Amount of bonds legally defeased								
3	Total proceeds of issue	53,449,239		109,264,309					
4	Gross proceeds in reserve funds	10,294,399		10,294,399					
5	Capitalized interest from proceeds								
6	Proceeds in refunding escrows								
7	Issuance costs from proceeds	489,902		2,025,685					
8	Credit enhancement from proceeds	1,021,665							
9	Working capital expenditures from proceeds								
10	Capital expenditures from proceeds	51,937,672		79,314,103					
11	Other spent proceeds	17,630,123		17,630,123					
12	Other unspent proceeds								
13	Year of substantial completion	2007		2007		YesNoYesNo			
		Yes	No	Yes	No				
14	Were the bonds issued as part of a current refunding issue?		X	X					
15	Were the bonds issued as part of an advance refunding issue?		X		X				
16	Has the final allocation of proceeds been made?	X		X					
17	Does the organization maintain adequate books and records to support the final allocation of proceeds?	X		X					

Part III

Private Business Use

		A		B		C		D	
		Yes	No	Yes	No	Yes	No	Yes	No
1	Was the organization a partner in a partnership, or a member of an LLC, which owned property financed by tax-exempt bonds?		X		X				
2	Are there any lease arrangements that may result in private business use of bond-financed property?	X		X					

Part III

Private Business Use (Continued)

		A		B		C		D	
		Yes	No	Yes	No	Yes	No	Yes	No
3a	Are there any management or service contracts that may result in private business use of bond-financed property?	X		X					
b	If "Yes" to line 3a, does the organization routinely engage bond counsel or other outside counsel to review any management or service contracts relating to the financed property?	X		X					
c	Are there any research agreements that may result in private business use of bond-financed property?	X		X					
d	If "Yes" to line 3c, does the organization routinely engage bond counsel or other outside counsel to review any research agreements relating to the financed property?	X		X					
4	Enter the percentage of financed property used in a private business use by entities other than a section 501(c)(3) organization or a state or local government	0 %		0 %		%		%	
5	Enter the percentage of financed property used in a private business use as a result of unrelated trade or business activity carried on by your organization, another section 501(c)(3) organization, or a state or local government	%		%		%		%	
6	Total of lines 4 and 5	0 %		0 %		%		%	
7	Does the bond issue meet the private security or payment test?								
8a	Has there been a sale or disposition of any of the bond financed property to a nongovernmental person other than a 501(c)(3) organization since the bonds were issued?		X		X				
b	If "Yes" to line 8a, enter the percentage of bond-financed property sold or disposed of	%		%		%		%	
c	If "Yes" to line 8a, was any remedial action taken pursuant to Regulations sections 1.141-12 and 1.145-2?								
9	Has the organization established written procedures to ensure that all nonqualified bonds of the issue are remediated in accordance with the requirements under Regulations sections 1.141-12 and 1.145-2?	X		X					

Part IV

Arbitrage

		A		B		C		D	
		Yes	No	Yes	No	Yes	No	Yes	No
1	Has the issuer filed Form 8038-T?		X		X				
2	If "No" to line 1, did the following apply?								
a	Rebate not due yet?								
b	Exception to rebate?	X							
c	No rebate due?	X		X					
	If you checked "No rebate due" in line 2c, provide in Part VI the date the rebate computation was performed								
3	Is the bond issue a variable rate issue?								
4a	Has the organization or the governmental issuer entered into a qualified hedge with respect to the bond issue?		X		X				
b	Name of provider								
c	Term of hedge								
d	Was the hedge superintegrated?								
e	Was a hedge terminated?								

Part IV Arbitrage (Continued)

		A		B		C		D	
		Yes	No	Yes	No	Yes	No	Yes	No
5a	Were gross proceeds invested in a guaranteed investment contract (GIC)?		X		X				
b	Name of provider								
c	Term of GIC								
d	Was the regulatory safe harbor for establishing the fair market value of the GIC satisfied?								
6	Were any gross proceeds invested beyond an available temporary period?	X		X					
7	Has the organization established written procedures to monitor the requirements of section 148?	X		X					

Part V Procedures To Undertake Corrective Action

		A		B		C		D	
		Yes	No	Yes	No	Yes	No	Yes	No
1	Has the organization established written procedures to ensure that violations of federal tax requirements are timely identified and corrected through the voluntary closing agreement program if self-remediation is not available under applicable regulations?		X		X				

Part VI Supplemental Information. Complete this part to provide additional information for responses to questions on Schedule K (see instructions).

Identifier	Return Reference	Explanation
Supplemental Information	Part VI	THE DIFFERENCE BETWEEN PART 1 (e) AND PART II 3 IS DUE TO INTEREST EARNINGS ON BOND PROCEEDS PART I (A), COL (f) CURRENTLY REFUND PRIOR BONDS, PAY A SWAP TERMINATION PAYMENT, AND PAY COSTS OF ISSUANCE PART I (B), COL (f) CAPITAL ADDITIONS AND IMPROVEMENTS OF BORROWER FACILITIES PART III, QUESTION 7 AS PROVIDED IN TREASURY REGULATION SECTION 1.141-4(C)(2)(i)(B), THE AMOUNT OF PRIVATE PAYMENTS TAKEN INTO ACCOUNT UNDER THE PRIVATE PAYMENT TEST MAY NOT EXCEED THE AMOUNT OF PRIVATE BUSINESS USE AND/OR UNRELATED TRADE OR BUSINESS USE. ACCORDINGLY, THE AMOUNT OF PRIVATE PAYMENTS FOR THE REPORTING PERIOD DOES NOT EXCEED THE AMOUNT STATED IN PART III, LINE 6. THE ORGANIZATION HAS NOT UNDERTAKEN AN ANALYSIS OF THE PRIVATE SECURITY TEST WITH RESPECT TO THE BONDS, AS THE LEVEL OF PRIVATE BUSINESS USE AND/OR UNRELATED TRADE OR BUSINESS REPORTED IN PART III, LINE 6, IS NOT IN EXCESS OF AMOUNTS PERMITTED UNDER SECTION 145 OF THE CODE. PART IV, QUESTION 2 REBATE COMPUTATION WAS PERFORMED ON JANUARY 1, 2013. PART V THE ORGANIZATION IMPLEMENTED REVISED WRITTEN PROCEDURES TO UNDERTAKE CORRECTIVE ACTION SHORTLY AFTER THE COMPLETION OF THE REPORTING PERIOD APPLICABLE TO THIS FORM.

Schedule L

(Form 990 or 990-EZ)

Department of the Treasury
Internal Revenue Service

Transactions with Interested Persons

▶ **Complete if the organization answered**
"Yes" on Form 990, Part IV, lines 25a, 25b, 26, 27, 28a, 28b, or 28c,
or Form 990-EZ, Part V, line 38a or 40b.
▶ **Attach to Form 990 or Form 990-EZ. ▶ See separate instructions.**

OMB No 1545-0047

2012

Open to Public
Inspection

Name of the organization
St Charles Health System Inc

Employer identification number

93-0602940

Part I Excess Benefit Transactions (section 501(c)(3) and section 501(c)(4) organizations only).

Complete if the organization answered "Yes" on Form 990, Part IV, line 25a or 25b, or Form 990-EZ, Part V, line 40b

1	(a) Name of disqualified person	(b) Relationship between disqualified person and organization	(c) Description of transaction	(d) Corrected?	
				Yes	No

- 2 Enter the amount of tax incurred by organization managers or disqualified persons during the year under section 4958 ▶ \$ _____
- 3 Enter the amount of tax, if any, on line 2, above, reimbursed by the organization ▶ \$ _____

Part II Loans to and/or From Interested Persons.

Complete if the organization answered "Yes" on Form 990-EZ, Part V, line 38a, or Form 990, Part IV, line 26, or if the organization reported an amount on Form 990, Part X, line 5, 6, or 22

(a) Name of interested person	(b) Relationship with organization	(c) Purpose of loan	(d) Loan to or from the organization?		(e) Original principal amount	(f) Balance due	(g) In default?		(h) Approved by board or committee?		(i) Written agreement?	
			To	From			Yes	No	Yes	No	Yes	No
(1) DR ROB BOONE	EMPLOYEE	RECRUIT		X	235,000	35,000		No		No	Yes	
(2) DR STEVE KORNFELD	EMPLOYEE	RECRUIT		X	235,000	35,000		No		No	Yes	
(3) DR WILLIAM MARTIN	EMPLOYEE	RECRUIT		X	235,000	35,000		No		No	Yes	
Total ▶ \$ 105,000												

Part III Grants or Assistance Benefitting Interested Persons.

Complete if the organization answered "Yes" on Form 990, Part IV, line 27.

(a) Name of interested person	(b) Relationship between interested person and the organization	(c) Amount of assistance	(d) Type of assistance	(e) Purpose of assistance

Part IV Business Transactions Involving Interested Persons.

Complete if the organization answered "Yes" on Form 990, Part IV, line 28a, 28b, or 28c.

(a) Name of interested person	(b) Relationship between interested person and the organization	(c) Amount of transaction	(d) Description of transaction	(e) Sharing of organization's revenues?	
				Yes	No

Part V Supplemental Information

Complete this part to provide additional information for responses to questions on Schedule L (see instructions)

Identifier	Return Reference	Explanation
		Part II SCHS paid certain expenses on behalf of physicians upon employment and made further retention payments. These advances were treated as loans, which will be forgiven over a three-year period as long as the physicians remain employed in good standing over the forgiveness period. This method is consistent with SCHS's normal business practices. The Board has delegated the authority to executive management to make such loans to physicians, the loans are reviewed by legal counsel. The forgiveness of these loans is treated as taxable income and is reported in Form 990 Part VII and Schedule J. Drs. Martin, Kornfeld, and Boone are current highest compensated employees.

SCHEDULE O

(Form 990 or 990-EZ)

Department of the Treasury
Internal Revenue Service

Supplemental Information to Form 990 or 990-EZ

Complete to provide information for responses to specific questions on
Form 990 or to provide any additional information.
▶ Attach to Form 990 or 990-EZ.

OMB No 1545-0047

2012

Open to Public
Inspection

Name of the organization St Charles Health System Inc	Employer identification number 93-0602940
--	--

Identifier	Return Reference	Explanation
Form 990, Part XI, Line 9	Other Changes In Net Assets Or Fund Balances - Other Decreases	UNRESTRICTED NET ASSETS NON CONTROLLING = - \$2702232

Identifier	Return Reference	Explanation
Form 990, Part XI, Line 9	Other Changes In Net Assets Or Fund Balances - Other Decreases	ROUNDING = -\$491

Identifier	Return Reference	Explanation
Form 990, Part XI, Line 9	Other Changes In Net Assets Or Fund Balances - Other Increases	NET INCOME NONCONTROLLING INTEREST = \$2690000

Identifier	Return Reference	Explanation
Form 990, Part XI, Line 9	Other Changes In Net Assets Or Fund Balances - Other Decreases	DISTRIBUTIONS = -\$2424000

Identifier	Return Reference	Explanation
Form 990, Part VI, Line 19	Form 990, Part VI, Line 19 Other Organization Documents Publicly Available	Governing documents are available upon request. The Conflict of Interest policy is available to employees through a shared document management system. Financial reports are shared with employees monthly. Audited financial statements are available to the public upon request and on the internet at www.DACBond.com .

Identifier	Return Reference	Explanation
Form 990, Part VI, Line 15a	Form 990, Part VI, Line 15a Compensation Review & Approval Process - CEO, Top Management	SCHS utilizes an independent outside consultant to provide comparability data regarding compensation for the CEO and top management officials. The analysis covers all elements of total compensation. The CEO compensation is reviewed and approved by the Board of Directors following an annual performance evaluation and compensation review. The evaluation and review process is prescribed in an internal policy and the process is documented. The most recent study for the CEO and top management officials was performed in November of 2012, of which the results showed the SCHS aggregate market position to be below the 25th percentile. Compensation for other top management officials is reviewed and approved by the President and CEO.

Identifier	Return Reference	Explanation
Form 990, Part VI, Line 12c	Form 990, Part VI, Line 12c Explanation of Monitoring and Enforcement of Conflicts	The policy covers any SCHS director, principal officer, or member of a committee with powers delegated by the SCHS Board of Directors (the Board) who has a direct or indirect financial interest in SCHS or any entity within SCHS. Each interested person shall annually complete the Conflict of Interest Questionnaire. This completed form is automatically submitted to the SCHS Compliance Officer and/or Senior Internal Auditor who will evaluate the completed forms and present a report to the Governance Committee. In addition, should a subsequent conflict arise after the submission of the previously completed Conflict of Interest Questionnaire, each interested person shall orally disclose, prior to the Board's or the relevant committee's consideration of a proposed transaction or arrangement, the existence of any financial interest that he or she may have with respect to the transaction or arrangement. The board will then review the transaction or arrangement to determine if it is in SCHS's best interest, for its own benefit, and whether it is fair and reasonable. In conformity with the above determination, it shall make its decision as to whether to enter into the transaction or arrangement.

Identifier	Return Reference	Explanation
Form 990, Part VI, Line 11b	Form 990, Part VI, Line 11b Form 990 Review Process	The 990 was prepared internally and review ed by an external consultant It was review ed by the organization's Director of Accounting and the Exec VP of Finance/CFO, both CPAs It was presented to the Audit Committee on behalf of the Board of Directors for final review and approval before filing

Identifier	Return Reference	Explanation
Form 990, Part III, Line 4d	Form 990, Part III, Line 4d Other Program Services Description	OTHER PROGRAM SERVICES 4 St Charles Medical Group (SCMG)SCMG is a group of medical clinics owned and operated by St Charles Health System These clinics are located throughout the region and provide outpatient services such as anticoagulation, cancer care, OB/GYN, pulmonary care, sleep disorder resources, and primary care SCMG provided 95,759 visits in Bend clinics, 45,296 visits in Redmond clinics, 5,435 visits in Sisters clinics and 26,517 visits in Prineville clinics in 2012 SCMG also operates an immediate care clinic to provide low-cost urgent care services to the community, the immediate care clinic provided services for 10,463 patient visits in 2012

SCHEDULE R
(Form 990)

Department of the Treasury
Internal Revenue Service

Related Organizations and Unrelated Partnerships

▶ Complete if the organization answered "Yes" to Form 990, Part IV, line 33, 34, 35, 36, or 37.
▶ Attach to Form 990. ▶ See separate instructions.

OMB No 1545-0047

2012

Open to Public Inspection

Name of the organization
St Charles Health System Inc

Employer identification number
93-0602940

Part I Identification of Disregarded Entities (Complete if the organization answered "Yes" to Form 990, Part IV, line 33.)					
(a) Name, address, and EIN (if applicable) of disregarded entity	(b) Primary activity	(c) Legal domicile (state or foreign country)	(d) Total income	(e) End-of-year assets	(f) Direct controlling entity
(1) ST CHARLES MANAGEMENT SERVICES ORGANIZA 2500 NE NEFF RD BEND, OR 97701 20-5310273	PHYS BUS SCVS SEE PART VII	OR	-7,663		SCHS

Part II Identification of Related Tax-Exempt Organizations (Complete if the organization answered "Yes" to Form 990, Part IV, line 34 because it had one or more related tax-exempt organizations during the tax year.)							
(a) Name, address, and EIN of related organization	(b) Primary activity	(c) Legal domicile (state or foreign country)	(d) Exempt Code section	(e) Public charity status (if section 501(c)(3))	(f) Direct controlling entity	(g) Section 512(b)(13) controlled entity?	
						Yes	No
(1) ST CHARLES FOUNDATION 2500 NE NEFF ROAD BEND, OR 97701 94-3076293	RAISES FUNDS FOR SCHS & CMNTY PROGRAMS	OR	501(C)(3)	7	SCHS	Yes	
(2) CASCADIA INSURANCE CO INC 1123 11TH AVE 403-A HONOLULU, HI 96816 87-0757855	PROVIDES MALPRACTICE INSURANCE FOR SCHS	HI	501(C)(3)	11-TYPE I	SCHS	Yes	

Part III

Identification of Related Organizations Taxable as a Partnership (Complete if the organization answered "Yes" to Form 990, Part IV, line 34 because it had one or more related organizations treated as a partnership during the tax year.)

(a) Name, address, and EIN of related organization	(b) Primary activity	(c) Legal domicile (state or foreign country)	(d) Direct controlling entity	(e) Predominant income(related, unrelated, excluded from tax under sections 512- 514)	(f) Share of total income	(g) Share of end- of-year assets	(h) Disproporionate allocations?		(i) Code V—UBI amount in box 20 of Schedule K-1 (Form 1065)	(j) General or managing partner?		(k) Percentage ownership
							Yes	No		Yes	No	
(1) HEART CENTER OF THE CASCADES 2500 NE NEFF RD BEND, OR 97701 38-3724947	MEDICAL BUILDING	OR	NA	RELATED	-66,931	3,976,798		No		Yes		50 000 %
(2) CASCADE MEDICAL IMAGING LLC 1460 NE MEDICAL CENTER DRIVE BEND, OR 97701 93-1320712	SCANNING SERVICES	OR	SCHS	EXCLUDED	6,169,627	11,033,200		No		Yes		70 000 %

Part IV

Identification of Related Organizations Taxable as a Corporation or Trust (Complete if the organization answered "Yes" to Form 990, Part IV, line 34 because it had one or more related organizations treated as a corporation or trust during the tax year.)

(a) Name, address, and EIN of related organization	(b) Primary activity	(c) Legal domicile (state or foreign country)	(d) Direct controlling entity	(e) Type of entity (C corp, S corp, or trust)	(f) Share of total income	(g) Share of end- of-year assets	(h) Percentage ownership	(i) Section 512 (b)(13) controlled entity?	
								Yes	No

Part V

Transactions With Related Organizations (Complete if the organization answered "Yes" to Form 990, Part IV, line 34, 35b, or 36.)

Note. Complete line 1 if any entity is listed in Parts II, III, or IV of this schedule

1

During the tax year, did the organization engage in any of the following transactions with one or more related organizations listed in Parts II-IV?

a

Receipt of (i) interest (ii) annuities (iii) royalties or (iv) rent from a controlled entity

b

Gift, grant, or capital contribution to related organization(s)

c

Gift, grant, or capital contribution from related organization(s)

d

Loans or loan guarantees to or for related organization(s)

e

Loans or loan guarantees by related organization(s)

f

Dividends from related organization(s)

g

Sale of assets to related organization(s)

h

Purchase of assets from related organization(s)

i

Exchange of assets with related organization(s)

j

Lease of facilities, equipment, or other assets to related organization(s)

k

Lease of facilities, equipment, or other assets from related organization(s)

l

Performance of services or membership or fundraising solicitations for related organization(s)

m

Performance of services or membership or fundraising solicitations by related organization(s)

n

Sharing of facilities, equipment, mailing lists, or other assets with related organization(s)

o

Sharing of paid employees with related organization(s)

p

Reimbursement paid to related organization(s) for expenses

q

Reimbursement paid by related organization(s) for expenses

r

Other transfer of cash or property to related organization(s)

s

Other transfer of cash or property from related organization(s)

Yes

No

1a

No

1b

No

1c

Yes

1d

Yes

1e

No

1f

No

1g

No

1h

No

1i

No

1j

Yes

1k

Yes

1l

Yes

1m

Yes

1n

Yes

1o

Yes

1p

No

1q

Yes

1r

Yes

1s

Yes

2

If the answer to any of the above is "Yes," see the instructions for information on who must complete this line, including covered relationships and transaction thresholds

(a) Name of other organization	(b) Transaction type (a-s)	(c) Amount involved	(d) Method of determining amount involved
See Additional Data Table			

Schedule R (Form 990) 2012

Provide the following information for each entity taxed as a partnership through which the organization conducted more than five percent of its activities (measured by total assets or gross revenue) that was not a related organization. See instructions regarding exclusion for certain investment partnerships.

[illegible]

Part VII

Supplemental Information

Complete this part to provide additional information for responses to questions on Schedule R (see instructions)

Identifier	Return Reference	Explanation
PART I		ST CHARLES MANAGEMENT SERVICES ORGANIZATION (SCMSO) INCLUDES BOTH MANAGEMENT SERVICES AND PHYSICIAN CLINICS SCMSO FINANCIAL STATEMENTS ARE FULLY CONSOLIDATED WITH SCHS END-OF-YEAR ASSETS FOR SCMSO ARE NOT REPORTED IN PART I BECAUSE SEPARATE BALANCE SHEETS WERE NOT MAINTAINED FOR THIS ORGANIZATION

Software ID: 12000229

Software Version: 2012v2.0

EIN: 93-0602940

Name: St Charles Health System Inc

--> Form 990, Schedule R, Part V - Transactions With Related Organizations

(a) Name of other organization	(b) Transaction type(a-s)	(c) Amount Involved	(d) Method of determining amount involved
HEART CENTER OF THE CASCADES	l	331,894	BOOK VALUE
HEART CENTER OF THE CASCADES	k	784,000	BOOK VALUE
HEART CENTER OF THE CASCADES	d	4,598,000	Loan Document
CASCADE MEDICAL IMAGING LLC	s	4,756,361	Cash Dist Rec
CASCADE MEDICAL IMAGING LLC	q	1,865,039	BOOK VALUE
CASCADE MEDICAL IMAGING LLC	m	13,733,505	BOOK VALUE
CASCADE MEDICAL IMAGING LLC	k	79,705	BOOK VALUE
CASCADE MEDICAL IMAGING LLC	j	98,098	BOOK VALUE
ST CHARLES FOUNDATION	r	82,674	BOOK VALUE
ST CHARLES FOUNDATION	o	530,350	BOOK VALUE
ST CHARLES FOUNDATION	n	85,612	BOOK VALUE
ST CHARLES FOUNDATION	c	2,177,815	BOOK VALUE
CASCADIA INSURANCE CO INC	q	248,699	CASH
CASCADIA INSURANCE CO INC	m	140,000	CASH



ST. CHARLES HEALTH SYSTEM, INC.

Consolidated Financial Statements
and Supplementary Schedules

December 31, 2012 and 2011

(With Independent Auditors' Report Thereon)

ST. CHARLES HEALTH SYSTEM, INC.

Table of Contents

	Page
Independent Auditors' Report	1
Consolidated Balance Sheets	3
Consolidated Statements of Operations	4
Consolidated Statements of Changes in Net Assets	5
Consolidated Statements of Cash Flows	6
Notes to Consolidated Financial Statements	7
Supplementary Schedules	
I Balance Sheet Information	30
II Statement of Operations Information	31



KPMG LLP
Suite 3800
1300 South West Fifth Avenue
Portland, OR 97201

Independent Auditors' Report

The Board of Directors
St Charles Health System, Inc

We have audited the accompanying consolidated financial statements of St Charles Health System, Inc., which comprise the consolidated balance sheets as of December 31, 2012 and 2011, and the related consolidated statements of operations, changes in net assets, and cash flows for the years then ended, and the related notes to the consolidated financial statements

Management's Responsibility for the Consolidated Financial Statements

Management is responsible for the preparation and fair presentation of these consolidated financial statements in accordance with U.S. generally accepted accounting principles, this includes the design, implementation, and maintenance of internal control relevant to the preparation and fair presentation of consolidated financial statements that are free from material misstatement, whether due to fraud or error

Auditors' Responsibility

Our responsibility is to express an opinion on these consolidated financial statements based on our audits. We conducted our audits in accordance with auditing standards generally accepted in the United States of America. Those standards require that we plan and perform the audit to obtain reasonable assurance about whether the consolidated financial statements are free from material misstatement.

An audit involves performing procedures to obtain audit evidence about the amounts and disclosures in the consolidated financial statements. The procedures selected depend on the auditors' judgment, including the assessment of the risks of material misstatement of the financial statements, whether due to fraud or error. In making those risk assessments, the auditors consider internal control relevant to the entity's preparation and fair presentation of the consolidated financial statements in order to design audit procedures that are appropriate in the circumstances, but not for the purpose of expressing an opinion on the effectiveness of the entity's internal control. Accordingly, we express no such opinion. An audit also includes evaluating the appropriateness of accounting policies used and the reasonableness of significant accounting estimates made by management, as well as evaluating the overall presentation of the consolidated financial statements.

We believe that the audit evidence we have obtained is sufficient and appropriate to provide a basis for our audit opinion.

Opinion

In our opinion, the consolidated financial statements referred to above present fairly, in all material respects, the financial position of St Charles Health System, Inc. as of December 31, 2012 and 2011, and the results of its operations and its cash flows for the years then ended, in accordance with U.S. generally accepted accounting principles.



Other Matter

Our audit was conducted for the purpose of forming an opinion on the consolidated financial statements as a whole. The supplemental information included in schedules I and II is presented for purposes of additional analysis and is not a required part of the consolidated financial statements. Such information is the responsibility of management and was derived from and relates directly to the underlying accounting and other records used to prepare the consolidated financial statements. The information has been subjected to the auditing procedures applied in the audit of the consolidated financial statements and certain additional procedures, including comparing and reconciling such information directly to the underlying accounting and other records used to prepare the consolidated financial statements or to the consolidated financial statements themselves, and other additional procedures in accordance with auditing standards generally accepted in the United States of America. In our opinion, the information is fairly stated in all material respects in relation to the consolidated financial statements as a whole.

KPMG LLP

Portland, Oregon
March 26, 2013

ST. CHARLES HEALTH SYSTEM, INC.

Consolidated Balance Sheets

December 31, 2012 and 2011

Assets	2012	2011
Current assets		
Cash and cash equivalents	\$ 27,017,000	18,477,000
Assets limited as to use, current portion	7,671,000	8,033,000
Patient accounts receivable, net of reserves for uncollectible accounts of \$16,492,000 and \$13,785,000 at December 31, 2012 and 2011, respectively	61,990,000	76,772,000
Other receivables, net	9,706,000	6,922,000
Supplies inventory	8,935,000	9,365,000
Prepaid expenses and other current assets	7,225,000	6,564,000
Total current assets	122,544,000	126,133,000
Assets limited as to use, net of current portion	259,098,000	203,501,000
Property and equipment, net	211,063,000	223,057,000
Other assets, net	13,051,000	11,138,000
Total assets	\$ 605,756,000	563,829,000
Liabilities and Net Assets		
Current liabilities		
Accounts payable	\$ 19,023,000	21,730,000
Accrued liabilities	35,579,000	31,798,000
Estimated third-party payor settlements payable, net	5,058,000	3,549,000
Deferred revenue	349,000	1,068,000
Current portion of long-term obligations	9,707,000	9,298,000
Total current liabilities	69,716,000	67,443,000
Long-term obligations, net of current portion	156,723,000	165,340,000
Other liabilities	3,929,000	4,699,000
Total liabilities	230,368,000	237,482,000
Net assets		
Unrestricted, SCHS	367,414,000	318,617,000
Unrestricted, noncontrolling interests	2,959,000	2,693,000
Temporarily restricted	3,581,000	3,662,000
Permanently restricted	1,434,000	1,375,000
Total net assets	375,388,000	326,347,000
Total liabilities and net assets	\$ 605,756,000	563,829,000

See accompanying notes to consolidated financial statements

ST. CHARLES HEALTH SYSTEM, INC.

Consolidated Statements of Operations

Years ended December 31, 2012 and 2011

	<u>2012</u>	<u>2011</u>
Operating revenue		
Net patient service revenue prior to provision for bad debts	\$ 504,986,000	476,144,000
Provision for bad debts	<u>24,216,000</u>	<u>26,522,000</u>
Net patient service revenue	480,770,000	449,622,000
Other revenue	<u>24,367,000</u>	<u>17,271,000</u>
Total operating revenue	<u>505,137,000</u>	<u>466,893,000</u>
Expenses		
Salaries and wages	198,999,000	185,588,000
Employee benefits	65,034,000	59,496,000
Professional fees	36,205,000	39,294,000
Depreciation	31,175,000	30,816,000
Interest	13,020,000	13,114,000
Medical supplies, drugs, and other	<u>139,783,000</u>	<u>130,231,000</u>
Total expenses	<u>484,216,000</u>	<u>458,539,000</u>
Excess of revenues over expenses from operations	<u>20,921,000</u>	<u>8,354,000</u>
Other income (losses)		
Investment income, net	27,421,000	2,042,000
Other, net	<u>107,000</u>	<u>(200,000)</u>
Total other income, net	<u>27,528,000</u>	<u>1,842,000</u>
Excess of revenue over expenses	48,449,000	10,196,000
Gain on discontinued operations	2,499,000	502,000
Net assets released from restriction for capital	516,000	183,000
Capital contributions	43,000	—
Other transfers	(20,000)	(34,000)
Distributions	<u>(2,424,000)</u>	<u>(2,038,000)</u>
Increase in unrestricted net assets	<u>\$ 49,063,000</u>	<u>8,809,000</u>

See accompanying notes to consolidated financial statements

ST. CHARLES HEALTH SYSTEM, INC.

Consolidated Statements of Changes in Net Assets

Years ended December 31, 2012 and 2011

	Unrestricted – SCHS	Unrestricted noncontrolling interests	Temporarily restricted	Permanently restricted	Total
Net assets at December 31, 2010	\$ 309,951,000	2,550,000	3,590,000	1,414,000	317,505,000
Excess of revenue over expenses	8,015,000	2,181,000	—	—	10,196,000
Gain on discontinued operations	502,000	—	—	—	502,000
Restricted contributions	—	—	1,176,000	—	1,176,000
Net assets released from restriction	183,000	—	(1,073,000)	—	(890,000)
Other transfers	(34,000)	—	30,000	4,000	—
Distributions	—	(2,038,000)	(42,000)	—	(2,080,000)
Other changes in net assets	—	—	(19,000)	(43,000)	(62,000)
Change in net assets	8,666,000	143,000	72,000	(39,000)	8,842,000
Net assets at December 31, 2011	318,617,000	2,693,000	3,662,000	1,375,000	326,347,000
Excess of revenue over expenses	45,759,000	2,690,000	—	—	48,449,000
Gain on discontinued operations	2,499,000	—	—	—	2,499,000
Restricted contributions	—	—	1,760,000	—	1,760,000
Net assets released from restriction	516,000	—	(1,978,000)	—	(1,462,000)
Other transfers	(20,000)	—	2,000	18,000	—
Distributions	—	(2,424,000)	—	—	(2,424,000)
Other changes in net assets	43,000	—	135,000	41,000	219,000
Change in net assets	48,797,000	266,000	(81,000)	59,000	49,041,000
Net assets at December 31, 2012	\$ 367,414,000	2,959,000	3,581,000	1,434,000	375,388,000

See accompanying notes to consolidated financial statements

ST. CHARLES HEALTH SYSTEM, INC.

Consolidated Statements of Cash Flows

Years ended December 31, 2012 and 2011

	<u>2012</u>	<u>2011</u>
Cash flows from operating activities		
Increase in net assets	\$ 49,041,000	8,842,000
Adjustments to reconcile increase in net assets to net cash provided by operating activities		
Depreciation	31,524,000	31,497,000
Net unrealized (gain) loss on investments	(20,440,000)	9,391,000
Gain on sale of property and equipment	(3,384,000)	(26,000)
Accretion of debt obligation	313,000	323,000
Restricted contributions	(1,760,000)	(1,176,000)
Distributions to noncontrolling owners	2,424,000	2,038,000
Changes in certain operating assets and liabilities		
Patient accounts receivable	14,782,000	(6,497,000)
Other receivables, net	(2,784,000)	(3,829,000)
Supplies inventory	430,000	(4,258,000)
Other assets, net	(2,325,000)	(2,529,000)
Accounts payable	(2,154,000)	1,236,000
Accrued liabilities	3,781,000	(391,000)
Estimated third-party payor settlements payable, net	1,509,000	2,252,000
Deferred revenue	(719,000)	(64,000)
Other liabilities	(770,000)	1,773,000
Net cash provided by operating activities	<u>69,468,000</u>	<u>38,582,000</u>
Cash flows from investing activities		
Purchases of investments	(90,992,000)	(46,020,000)
Proceeds from sale of investments	56,197,000	25,412,000
Distributions from joint ventures	2,655,000	2,136,000
Proceeds from sale of property and equipment	3,064,000	134,000
Purchases of property and equipment	<u>(21,706,000)</u>	<u>(13,242,000)</u>
Net cash used in investing activities	<u>(50,782,000)</u>	<u>(31,580,000)</u>
Cash flows from financing activities		
Payments on long-term obligations	(9,482,000)	(9,965,000)
Proceeds from restricted contributions	1,760,000	1,176,000
Distributions to noncontrolling owners	<u>(2,424,000)</u>	<u>(2,038,000)</u>
Net cash used in financing activities	<u>(10,146,000)</u>	<u>(10,827,000)</u>
Net increase (decrease) in cash and cash equivalents	8,540,000	(3,825,000)
Cash and cash equivalents at beginning of year	<u>18,477,000</u>	<u>22,302,000</u>
Cash and cash equivalents at end of year	\$ <u><u>27,017,000</u></u>	<u><u>18,477,000</u></u>
Supplemental disclosures		
Cash paid for interest	\$ 13,108,000	12,915,000
Change in property and equipment in accounts payable	(553,000)	2,016,000
Increase in notes receivable upon disposition of property and equipment	2,904,000	—

See accompanying notes to consolidated financial statements

ST. CHARLES HEALTH SYSTEM, INC.

Notes to Consolidated Financial Statements

December 31, 2012 and 2011

(1) Business, Organization, and Summary of Significant Accounting Policies

(a) *Business and Organization*

St. Charles Health System, Inc. (SCHS or the Corporation) is an Oregon nonprofit corporation that operates a healthcare delivery system, which includes three hospitals in Central Oregon: St. Charles Medical Center Bend (St. Charles Bend), St. Charles Medical Center Redmond (St. Charles Redmond), and Pioneer Memorial Hospital in Prineville (PMH), as well as several other lines of healthcare-related businesses. SCHS also manages one other hospital, Mountain View Hospital District (MVHD), located within its primary service area in Madras. These management services include strategic support, management personnel, and information technology support. Effective January 1, 2013, SCHS purchased substantially all of the assets and operations of MVHD and assumed substantially all of their liabilities, as discussed in note 12. SCHS provides healthcare and healthcare-related services primarily to residents in Central, Southeastern, and Eastern Oregon. In addition, SCHS is the sole member of Cascadia Insurance Company, Inc. (CICI), a captive insurance company domiciled in Hawaii, established for the purpose of providing malpractice insurance coverage for SCHS. SCHS is also the sole member of St. Charles Management Services Organization LLC (SCMSO), a limited liability company that provides billing services to physicians and medical clinics. These healthcare businesses and subsidiaries, along with the Corporation's home office, form the obligated group. The assets of any one are available for the satisfaction of debts of the others within the obligated group (subject to certain contractual limitations).

The St. Charles Foundation, Inc. (SCF), an Oregon nonprofit corporation, was established to engage in and conduct charitable, educational, and scientific activities and to raise funds in support of SCHS. The Corporation is the sole member of SCF, and SCF is included in the consolidated financial statements of SCHS but is not a member of the obligated group. The net assets of SCF are reported as unrestricted, temporarily restricted or permanently restricted, according to donor or legal restrictions, in the accompanying consolidated financial statements.

SCHS also has a controlling interest in Cascade Medical Imaging, LLC (CMI). CMI is a limited liability corporation whose two members are SCHS (70% ownership interest) and Central Oregon Radiology Associates, P.C. (CORA) (30% ownership interest). CMI provides positron emission tomography (PET) scanning, computer-assisted tomography (CT) scanning, nuclear medicine, mammography, and picture archiving and communications system (PACS) services in Central, Southeastern, and Eastern Oregon. CMI has been consolidated into the financial statements of SCHS but is not part of the obligated group.

(b) *Principles of Consolidation*

The accompanying consolidated financial statements include the accounts and transactions of SCHS, CICI, SCMSO, SCF, and CMI. All material intercompany accounts and transactions have been eliminated in consolidation.

(c) *Estimates*

The preparation of consolidated financial statements in conformity with accounting principles generally accepted in the United States of America requires management to make estimates and assumptions that affect the reported amounts of assets and liabilities and the disclosure of contingent

ST. CHARLES HEALTH SYSTEM, INC.

Notes to Consolidated Financial Statements

December 31, 2012 and 2011

assets and liabilities at the date of the consolidated financial statements and the reported amounts of revenue, income, gains, expenses, and losses during the reporting period. Actual results could differ from those estimates. The significant estimates in the Corporation's consolidated financial statements include accounts receivable allowances, third-party payor settlement liabilities, valuation of investments, and liabilities related to self-insurance programs.

(d) *Cash and Cash Equivalents*

Cash and cash equivalents consist of petty cash and cash in demand bank accounts. Amounts held in demand bank accounts are often in excess of Federal Deposit Insurance Corporation (FDIC) coverage levels.

(e) *Assets Limited as to Use*

Assets limited as to use primarily consist of assets internally designated for future capital acquisitions and operating purposes (over which SCHS retains control and may, at its discretion, subsequently use for other purposes), assets held by a trustee under bond indenture agreements and temporarily and permanently restricted funds held by SCF. Investments in equity securities with readily determinable fair values and all investments in debt securities are measured at fair value based on quoted market prices in the accompanying consolidated financial statements.

The investment in the Oregon Community Foundation (OCF) represents a beneficial interest in a recipient organization. SCHS established an interest in OCF by contributing funds to its investment portfolio. The value of this interest is then adjusted at a rate proportional to its investment returns obtained by OCF on their investment portfolio. SCHS recognizes their interest in the net assets of OCF and adjusts that interest for its share of the change in the value of the investment portfolio using a method that is similar to the equity method of accounting for investments in common stock.

The methods described above may produce a fair value calculation that may not be indicative of net realizable value or reflective of future fair values of this investment. Furthermore, while SCHS believes that its valuation methods are appropriate and consistent with other market participants, the use of different methodologies or assumptions to determine the fair value of certain financial instruments could result in a different fair value measurement at the reporting date.

Investment income or loss (including interest, dividends, realized gains and losses, and unrealized gains and losses) is included in the excess of revenue over expenses unless the income or loss is restricted by donor or law.

Trading securities are debt and equity securities that are bought and held principally for the purpose of selling them in the near term. The Corporation classifies all of its investments in internally designated assets as trading securities, based on the nature of trading activity in its portfolio by the Corporation's investment manager.

As of December 31, 2012 and 2011, the Corporation had investments in equity and fixed-income mutual funds, corporate obligations, US government agency and treasury securities, commercial paper, and an interest in the OCF. Management believes that the Corporation's credit risk with respect to these investments is minimal due to the diversity of the individual investments and the

ST. CHARLES HEALTH SYSTEM, INC.

Notes to Consolidated Financial Statements

December 31, 2012 and 2011

financial strength of the entities, which have issued the securities or instruments. However, due to changes in economic conditions, interest rates, and common stock prices, the fair value of the Corporation's investments can be volatile. Consequently, the fair value of the Corporation's investments can significantly change in the near term as a result of such volatility.

(f) *Patient Accounts Receivable, Allowance for Doubtful Accounts, and Other Receivables*

The collection of receivables from third-party payors and patients is SCHS' primary source of cash and is critical to its operating performance. When SCHS provides care to patients, it does not require collateral, however, it maintains an estimated allowance for doubtful accounts. Additionally, SCHS adjusts accounts receivable balances to estimated collectible balances based on the terms of contracts in place with third-party payors. The primary collection risks relate to uninsured patient accounts and patient accounts for which the primary insurance payor has paid, but patient responsibility amounts (generally deductibles and copayments) remain outstanding. The allowance for doubtful accounts is estimated based upon SCHS' historical collection experience, the age of the patient's account, management's estimate of the patient's economic ability to pay, and the effectiveness of collection efforts. Patient accounts receivable balances are routinely reviewed in conjunction with historical collection rates and other economic conditions that might ultimately affect the collectibility of patient accounts when considering the adequacy of the amounts recorded in the allowance for doubtful accounts. Actual write-offs have historically been within management's expectations. Significant changes in payor mix, business office operations, economic conditions, or trends in federal and state governmental healthcare coverage could affect SCHS' collection of patient accounts receivable, cash flows, and results of operations.

SCHS' write-offs of accounts receivable for which patients have financial responsibility were \$19,041,000 and \$23,451,000 in fiscal 2012 and 2011, respectively. As a result of the decrease in write-offs and estimated uncollectible amounts, total bad debt expense, which is a reduction in deriving net patient service revenue, for the years ended December 31, 2012 and 2011 was \$24,216,000 and \$26,522,000, respectively. The Corporation also maintains an allowance for doubtful accounts for third-party payors, which has been determined based on historical bad debt expense on those account types.

Significant concentrations of gross patient accounts receivable as of December 31, 2012 and 2011 were approximately as follows:

	2012	2011
Medicare and Medicare managed care contracts	26%	28%
Medicaid and Oregon Health Plan (OHP)	13	14
Commercial and managed care insurance	35	33
Self-pay	26	25
	100%	100%

(g) *Supplies Inventory*

Supplies inventory is recorded at the lower of cost (first-in, first-out method) or market.

ST. CHARLES HEALTH SYSTEM, INC.

Notes to Consolidated Financial Statements

December 31, 2012 and 2011

The consolidated financial statements for the year ended December 31, 2011 include a correction in SCHS' accounting for certain components of their inventory. Previously, certain supplies were expensed when purchased. Management has determined that these supplies should be reflected more appropriately as an asset prior to their consumption in the provision of healthcare services. To adjust for the change at December 31, 2011, supplies inventory was increased by \$3,429,000 resulting in a reduction to the related medical supplies expense balance in the consolidated statement of operations for the year ended December 31, 2011 in the same amount.

(h) *Property and Equipment*

Property and equipment acquisitions are recorded at cost. Donated property and equipment items are recorded on the basis of estimated fair value at the date of donation. Improvements and replacements of property and equipment are capitalized. Maintenance and repairs are charged to expense as incurred.

Depreciation is provided over the estimated useful life of each class of depreciable asset and is computed using the straight-line method. Assets under capital lease obligations are amortized using the straight-line method over the shorter period of the lease term or the estimated useful life of the asset. Such amortization is included in depreciation expense in the accompanying consolidated financial statements. Net interest costs incurred on borrowed funds during the period of construction of capital assets are capitalized as a component of the cost of acquiring those assets. Estimated useful lives are as follows:

Land improvements	5 – 25 years
Buildings and fixed equipment	5 – 40 years
Furniture and moveable equipment	3 – 20 years

Management reviews property and equipment for possible impairment whenever events or circumstances indicate the carrying amount of such assets may not be recoverable. If there is an indication of impairment, management would prepare an estimate of future cash flows (undiscounted and without interest charges) expected to result from the use of the asset and its eventual disposition. If these cash flows were less than the carrying amount of the asset, an impairment loss would be recognized to write down the asset to its estimated fair value.

Contributions of cash or other assets that must be used to acquire long-lived assets are reported as restricted support. Absent explicit donor stipulations about how long those long-lived assets must be maintained, the Corporation reports expirations of donor restrictions as support when the donated or acquired long-lived assets are placed in service.

(i) *Contributions and Grants*

Unrestricted donations and grants are recorded as other operating revenue. Donor-restricted contributions and grants are recorded as additions to the appropriate class of net assets. When capital expenditures are made consistent with the purpose intended by the donor, a transfer is made from temporarily restricted net assets to unrestricted net assets. If restricted amounts are expended for

ST. CHARLES HEALTH SYSTEM, INC.

Notes to Consolidated Financial Statements

December 31, 2012 and 2011

operations, the amounts are recorded as other revenues in the accompanying consolidated statements of operations

(j) Other Assets

Other assets include SCHS' investments in various related entities, which are not consolidated. SCHS consolidates such investees if it owns a majority of the investee's stock, is the sole member of the investee, or controls a majority voting interest in the investee's board of directors and has an economic interest in such investee. If SCHS owns 50% or less of the voting stock of an investee and can exercise significant influence over the investee's operating and financial policies (generally presumed to be when SCHS owns more than 20% of the voting stock of the investee), SCHS accounts for such investments under the equity method of accounting, whereby SCHS records its proportionate share of the investee's income or loss in the consolidated statements of operations and records distributions received from the investee as a reduction in the related investment balance. If SCHS cannot exercise significant influence over the investee's operating and financial policies (generally presumed to be when SCHS owns less than 20% of the voting stock of the investee), SCHS accounts for such investments at cost and records dividends or distributions from the investee as other income when received.

(k) Unamortized Bond Discount

Unamortized bond discount, a component of long-term obligations, is amortized to interest expense over the term of the related bonds using the effective-interest method.

(l) Net Patient Service Revenue

SCHS has agreements with third-party payors that provide for payments at amounts different from established rates. Payment arrangements include prospectively determined rates per discharge, outpatient case rates, reimbursed costs, discounted charges, and per diem payments. Net patient service revenue is reported at the estimated net realizable amounts due and determined to be collectible from patients, third-party payors, and others for services rendered and includes estimates for potential retroactive revenue adjustments under reimbursement agreements with third-party payors. Such estimates are adjusted in future periods as final settlements are determined.

A significant portion of SCHS' services are provided to Medicare, Medicaid, and Oregon Health Plan (OHP) patients under contractual arrangements. Inpatient acute care services rendered by SCHS to Medicare, Medicaid, and OHP program beneficiaries are generally reimbursed at prospectively determined rates per discharge. These rates vary according to a patient classification system that is based on clinical, diagnostic, and other factors (i.e., Medicare severity-diagnosis related groups or MS-DRGs). Such payments include a capital cost component and may be greater or less than the actual charges for services. Most outpatient services related to Medicare beneficiaries are reimbursed prospectively under the ambulatory payment classifications methodology. Home health services related to Medicare beneficiaries are reimbursed under a prospective payment system methodology. OHP outpatient services are reimbursed based on a percentage of charges. SCHS is reimbursed for cost reimbursable items at a tentative rate with final settlement determined after audits of SCHS' annual cost reports by the Medicare fiscal intermediary and Medicaid. St. Charles Bend's cost reports have been audited and final settled by the Medicare fiscal intermediary and Medicaid through

ST. CHARLES HEALTH SYSTEM, INC.

Notes to Consolidated Financial Statements

December 31, 2012 and 2011

December 31, 2008 and December 31, 2006, respectively. St. Charles Redmond's cost reports have been audited and final settled by the Medicare fiscal intermediary and Medicaid through December 31, 2009 and December 31, 2008, respectively.

PMH is a "critical access hospital" (CAH) for Medicare and Medicaid program purposes. As a CAH, PMH cannot operate more than 25 beds, and PMH's average length of stay for acute care patients cannot exceed 96 hours. As a CAH, PMH is reimbursed for Medicare and Medicaid inpatient and outpatient services under a cost-reimbursement methodology. PMH's cost reports have been audited and final settled by the Medicare fiscal intermediary and Medicaid through December 31, 2010 and December 31, 2009, respectively.

The laws and regulations governing the Medicare and Medicaid programs are complex and subject to interpretation. As a result, there is at least a reasonable possibility that estimated third-party payor settlements payable, net, will change by a material amount in the near term. Net patient service revenue was increased by approximately \$4,243,000 and \$1,128,000 for the years ended December 31, 2012 and 2011, respectively, as a result of final settlements of prior years cost reports and revisions of estimates for prior years cost report settlements.

SCHS has also entered into payment agreements with certain commercial insurance carriers, health maintenance organizations, and preferred provider organizations to provide medical services to subscribing participants. The basis for payment to SCHS under these agreements includes prospectively determined rates per discharge, discounts from established charges, prospectively determined fee schedules, and certain capitated per member per month payment arrangements.

(m) Charity Care

SCHS provides services without charge, or at amounts less than its established rates, to patients who meet the criteria of its charity care policy. SCHS' criteria for the determination of charity care include the patient's – or other responsible party's – annual household income, number of people in the home and claimed on taxes, assets, credit history, existing medical debt obligations, and other indicators of the patient's ability to pay. Generally, those individuals with an annual household income at or less than 100% of the Federal Poverty Guidelines (the Guidelines) qualify for charity care under SCHS' policy. In addition, SCHS provides discounts on a sliding scale to those individuals with an annual household income of between 100% and 300% of the Guidelines. Since SCHS does not pursue collection of amounts determined to qualify as charity care, those amounts are not reported as net patient service revenue. The cost of the services and supplies furnished under the charity care policy for the years ended December 31, 2012 and 2011 was approximately \$16,634,000 and \$11,236,000, respectively. The Corporation uses a ratio of cost to charges based on the direct and indirect costs and gross charges of SCHS to estimate the cost of providing this charity care. The cost to charge ratio is developed separately for each facility by using SCHS' cost accounting system in conjunction with other analysis tools. The weighted average cost to charge ratio used in this determination was 46.0% and 39.7% for the years ended December 31, 2012 and 2011, respectively. The amount of subsidies received by SCHS for providing charity care for the years ended December 31, 2012 and 2011 was approximately \$1,143,000 and \$1,096,000, respectively.

ST. CHARLES HEALTH SYSTEM, INC.

Notes to Consolidated Financial Statements

December 31, 2012 and 2011

(n) Consolidated Statements of Operations

For purposes of presentation, transactions deemed by management to be ongoing, major, or central to the provision of healthcare services are reported as operating revenue and expenses. SCHS' income from investments in healthcare-related joint ventures recorded on the equity method of accounting is reported as other operating revenue. Peripheral or incidental transactions are reported as other income (losses).

The performance indicator for the accompanying consolidated statements of operations is excess of revenue over expenses. Changes in unrestricted net assets, which are excluded from the excess of revenue over expenses, consistent with industry practice, include the change in net assets released from restrictions used for purchases of property and equipment, contributions for property and equipment, distributions to noncontrolling interest, discontinued operations of Airlink, refer to note 11, and net asset transfers.

(o) State of Oregon Provider Tax

Effective July 1, 2004, the State of Oregon instituted a provider tax on certain qualifying hospitals. SCHS recorded provider taxes of approximately \$15,708,000 and \$11,922,000 for the years ended December 31, 2012 and 2011, respectively, which are included in medical supplies, drugs, and other expense in the accompanying consolidated statements of operations. The increase in the 2012 tax is attributed primarily to increased gross charges and provider tax rate changes instituted in July 2011 and January 2012 by the State of Oregon. In addition, SCHS has entered into an agreement with the Oregon Association of Hospitals and Health Systems (OAHHS), which provides that all payments owed to SCHS related to beneficiaries of the Oregon Medical Assistance Program are to be remitted directly to OAHHS. OAHHS aggregates these payments, returning a portion to SCHS. The remaining funds are pooled by OAHHS with like amounts received on behalf of other hospitals subject to the provider tax, and OAHHS redistributes such funds to qualifying hospitals on a quarterly basis. SCHS estimates the amount of receipts via the quarterly redistribution process from OAHHS for the years ended December 31, 2012 and 2011 will match the annual amounts of taxes paid, which is reflected as a component of net patient service revenue in the accompanying consolidated statements of operations.

(p) Income Taxes

The Corporation has received a determination letter from the Internal Revenue Service (IRS) stating that it is exempt from federal income tax under Section 501(c)(3) of the Internal Revenue Code except for tax on unrelated business income. It is management's belief that none of its activities have produced material unrelated business income, and that SCHS continues to be operated in a manner that qualifies it for tax-exempt status.

Accounting principles generally accepted in the United States of America require SCHS' management to evaluate tax positions taken by the Corporation and recognize a tax liability (or asset) if the Corporation has taken an uncertain position that more likely than not would not be sustained upon examination by the IRS. Management has analyzed tax positions taken by the Corporation and has concluded that as of December 31, 2012, there are no uncertain positions taken or expected to be taken that would require recognition of a liability (or asset) or disclosure in the financial statements.

ST. CHARLES HEALTH SYSTEM, INC.

Notes to Consolidated Financial Statements

December 31, 2012 and 2011

The Corporation is subject to routine audits by taxing jurisdictions, however, there are currently no audits for any tax periods in progress. The Corporation's management believes it is no longer subject to income tax examinations for years prior to 2009.

(q) *Reclassifications*

Certain reclassifications have been made to prior year amounts to conform to the current year presentation.

(2) **Assets Limited as to Use**

The composition of assets limited as to use as of December 31, 2012 and 2011 is set forth in the following table. Investments are carried at fair value.

	2012	2011
Internally designated for capital acquisitions		
Cash and cash equivalents	\$ —	12,000
Equity mutual funds	179,111,000	116,663,000
Fixed-income mutual funds	57,773,000	65,918,000
International bonds	—	7,000
Corporate obligations	—	163,000
U.S. government agency and treasury securities	—	181,000
Accrued interest receivable	—	4,000
Total internally designated for capital acquisitions	<u>236,884,000</u>	<u>182,948,000</u>
Internally designated for operating purposes		
Cash and cash equivalents	727,000	504,000
Equity mutual funds	385,000	426,000
Fixed-income mutual funds	307,000	434,000
Corporate obligations	271,000	267,000
U.S. government agency and treasury securities	3,938,000	3,840,000
Cash surrender value of life insurance	248,000	229,000
Total internally designated for operating purposes	<u>5,876,000</u>	<u>5,700,000</u>
Total internally designated	<u>242,760,000</u>	<u>188,648,000</u>
Held by trustee		
Cash and cash equivalents	7,671,000	8,033,000
Corporate obligations	10,132,000	10,329,000
Total held by trustee	<u>17,803,000</u>	<u>18,362,000</u>

ST. CHARLES HEALTH SYSTEM, INC.

Notes to Consolidated Financial Statements

December 31, 2012 and 2011

	<u>2012</u>	<u>2011</u>
Board designated endowment		
Investment in Oregon Community Foundation	\$ 1,448,000	1,377,000
Donor restricted – temporarily		
Cash and cash equivalents	16,000	698,000
Equity mutual funds	1,827,000	1,053,000
Fixed-income mutual funds	1,465,000	20,000
Donor restricted – permanently		
Investment in Oregon Community Foundation	717,000	683,000
Cash and cash equivalents	15,000	11,000
Equity mutual funds	363,000	341,000
Fixed-income mutual funds	355,000	341,000
Total assets limited as to use	<u>266,769,000</u>	<u>211,534,000</u>
Less portion reported as current	<u>(7,671,000)</u>	<u>(8,033,000)</u>
Total assets limited as to use, net of current portion	<u>\$ 259,098,000</u>	<u>203,501,000</u>

Investment income, net, consisted of the following for the years ended December 31, 2012 and 2011

	<u>2012</u>	<u>2011</u>
Interest and dividend income	\$ 6,874,000	5,278,000
Realized gains on sales of securities, net	107,000	6,155,000
Unrealized gains (losses) on trading securities, net	<u>20,440,000</u>	<u>(9,391,000)</u>
Investment income, net	<u>\$ 27,421,000</u>	<u>2,042,000</u>

SCHS maintains investments with OCF. The investments are used solely to support the endowments of SCHS, and are recorded as a beneficial interest by SCHS, in accordance with the provisions of Financial Accounting Standards Board (FASB) Accounting Standards Codification (ASC) 958-20, *Not-for-Profit Entities – Financially Interrelated Entities*, regarding financially interrelated not-for-profit entities. The investments, which represent an endowment fund that is legally owned by the OCF, primarily include equity securities and fixed-income investments. SCHS' investment in the OCF is recorded based on their initial contribution to the OCF, adjusted for subsequent changes. All earnings of the investments held by the OCF, less investment management fees charged by the OCF, are allocated by OCF, and are recorded by SCHS as investment earnings in the consolidated statements of operations, within the appropriate category of net assets based on related donor restrictions. Earnings consist of interest, dividends, realized gains and losses, and changes in unrealized gains and losses. Funds held by OCF may be distributed once per quarter, subject to approval by the OCF board of directors.

ST. CHARLES HEALTH SYSTEM, INC.

Notes to Consolidated Financial Statements

December 31, 2012 and 2011

(3) Property and Equipment

Property and equipment consisted of the following at December 31, 2012 and 2011

	<u>2012</u>	<u>2011</u>
Land and improvements	\$ 15,894,000	15,902,000
Buildings and fixed equipment	247,023,000	240,163,000
Furniture and movable equipment	181,228,000	197,292,000
	<u>444,145,000</u>	<u>453,357,000</u>
Less accumulated depreciation	<u>(240,172,000)</u>	<u>(235,960,000)</u>
	203,973,000	217,397,000
Construction in progress	<u>7,090,000</u>	<u>5,660,000</u>
Property and equipment, net	<u>\$ 211,063,000</u>	<u>223,057,000</u>

Construction in progress includes costs incurred in connection with various construction projects and costs incurred related to the acquisition and implementation of various software applications. As of December 31, 2012, management estimates that the remaining cost to complete the construction projects is approximately \$2,122,000, and the remaining cost to complete the software acquisitions and implementations is approximately \$4,625,000.

(4) Restricted Net Assets

Restricted net assets are held by SCF and are those whose use has been limited by donor-imposed restrictions to a specific time period and/or purpose. SCF also holds funds that are not donor restricted for a specific purpose and are distributed to SCHS in amounts and in periods determined by SCF's board of directors. SCF's temporarily restricted net assets are distributed to SCHS or other recipients for the purposes specified by the donors. SCF's permanently restricted net assets consist of the principal amount of contributions accepted by SCF with the stipulation from donors that the principal be maintained in perpetuity and only the income from investments thereof be expended to support SCF's general activities or restricted purposes, as stipulated by the respective donors.

During 2012 and 2011, net assets were released from donor restrictions by SCHS incurring operating expenses satisfying the restricted purpose of approximately \$1,462,000 and \$890,000, respectively, and are included in other revenue. Further, approximately \$516,000 and \$183,000 were released from restriction to SCHS for capital expenditures made during 2012 and 2011, respectively.

ST. CHARLES HEALTH SYSTEM, INC.

Notes to Consolidated Financial Statements

December 31, 2012 and 2011

Temporarily and permanently restricted net assets are available for the following purposes at December 31, 2012 and 2011

	<u>2012</u>	<u>2011</u>
Temporarily restricted		
Education and research	\$ 796,000	1,081,000
Indigent care	150,000	79,000
Patient care operating activities	1,531,000	1,804,000
Purchase of property and equipment	1,104,000	698,000
Net assets, temporarily restricted	<u>\$ 3,581,000</u>	<u>3,662,000</u>
Permanently restricted		
Education and research	\$ 447,000	438,000
Indigent care	987,000	937,000
Net assets, permanently restricted	<u>\$ 1,434,000</u>	<u>1,375,000</u>

SCF has adopted investment and spending policies for endowment assets to provide a predictable stream of funding to programs supported by its endowment and to maintain the value of the endowment assets. Asset allocation is reviewed quarterly with respect to i) SCF's tolerance for risk based on its financial condition and need for cash from investments to support operations, ii) expected asset class return, risk, and correlation characteristics, and iii) changes in accounting guidance, tax law, or other restrictions.

SCF's spending practices are intended to comply with donor's wishes and meet all applicable laws and regulations. Spending must be for a purpose that is consistent with the documented intent of the donor, and may not exceed the amounts annually determined by the SCF's board of directors. Factors that are considered in addressing the annual spending allocation are i) market value of the fund relative to the principal of the gift and ii) the level of spending in prior years.

From time to time, the fair value of assets associated with individual donor-restricted endowment funds may fall below the level that the donor or Uniform Prudent Management of Institutional Funds Act (UPMIFA) requires SCF to retain as a fund of perpetual duration. Deficiencies of this nature are reported as a reduction to unrestricted net assets and are excluded from the performance indicator.

SCF follows the guidance in the UPMIFA in determining the net asset classification of all donor-restricted endowment funds. In accordance with board policy, assets classified as permanent endowments in accordance with donor intent are only utilized for current period expenditures to the extent that earnings on the endowment exceed the original fair value of the donation. To the extent earnings on endowment funds exceed identified expenditures on which to apply those earnings, the earnings are classified as temporarily restricted net assets. As of December 31, 2012 and 2011, unspent earnings on endowment funds totaling \$215,000 and \$123,000, respectively, were included in temporarily restricted net assets.

ST. CHARLES HEALTH SYSTEM, INC.

Notes to Consolidated Financial Statements

December 31, 2012 and 2011

(5) Debt Agreements

Long-term obligations consisted of the following at December 31, 2012 and 2011

	<u>2012</u>	<u>2011</u>
Hospital Facility Authority of Deschutes County Oregon (the Authority) Hospital Revenue Refunding Bonds Series 2008 (the 2008 Bonds)	\$ 103,460,000	103,460,000
The Authority Hospital Revenue Bonds Series 2005B (the 2005B Bonds)	46,600,000	47,525,000
The Authority Hospital Revenue Bonds Series 2002 (the 2002 Bonds)	—	1,720,000
GE Healthcare Finance Notes Payable	—	1,010,000
Wells Fargo Bank and Wells Equipment Finance Notes Payable	1,151,000	1,116,000
GE Healthcare Financial Notes Payable	635,000	1,051,000
U S Bancorp Technology Leasing Master Lease	4,976,000	7,660,000
Bend Ortho Building Associates Lease	8,760,000	8,567,000
Banc of America Leasing Healthcare Finance	1,901,000	3,450,000
Other	508,000	733,000
Less unamortized discount on bonds, net	<u>(1,561,000)</u>	<u>(1,654,000)</u>
Total long-term obligations	166,430,000	174,638,000
Less current portion	<u>(9,707,000)</u>	<u>(9,298,000)</u>
Long-term obligations, net of current portion	<u>\$ 156,723,000</u>	<u>165,340,000</u>

In December 2008, the Authority issued the 2008 Bonds in the amount of \$103,460,000. The proceeds of the 2008 Bonds were primarily used to advance refund the 2005A Bonds, make the termination payment related to a swap agreement, and establish a debt service reserve fund. The 2008 Bonds bear interest at rates ranging from 5.500% to 8.250% payable semiannually each January 1 and July 1 and require annual principal payments each January 1 (including mandatory redemptions) ranging from \$1,420,000 in 2013 to \$12,000,000 in 2038. The 2008 Bonds maturing on and after January 1, 2020 are subject to optional redemption prior to maturity, at the option of the Authority (such option shall be exercised at the request of the Corporation), at par, plus accrued interest.

In December 2005, SCHS entered into agreements with the Authority, whereby the Authority issued the 2005B Bonds in the amount of \$51,800,000 (the 2005 Bonds). The proceeds from the 2005B Bonds were primarily used to finance certain capital additions and improvements at St. Charles Bend and St. Charles Redmond. The 2005B Bonds bear interest at rates ranging from 4.000% to 5.375% payable semiannually each January 1 and July 1 and require annual principal payments each January 1 (including mandatory redemptions) ranging from \$925,000 in 2013 to \$7,150,000 in 2035.

In April 2002, SCHS entered into an agreement with the Authority, whereby the Authority issued the 2002 Bonds in the amount of \$75,000,000. The proceeds from the 2002 Bonds were primarily used to finance certain capital additions and improvements at St. Charles Bend and St. Charles Redmond. The 2002 Bonds

ST. CHARLES HEALTH SYSTEM, INC.

Notes to Consolidated Financial Statements

December 31, 2012 and 2011

bore interest at rates ranging from 4.700% to 5.000% payable semiannually each January 1 and July 1. The final annual principal payment was made in January 2012.

Under the terms of the agreements (the Agreements) between SCHS and the Authority related to the 2005B Bonds and the 2002 Bonds (collectively, the 2005B and 2002 Bonds), SCHS has (1) collateralized the 2005B and 2002 Bonds with SCHS' gross receivables (as defined in the Agreements) and (2) obtained bond insurance which unconditionally guarantees payment of principal and interest on the 2005B and 2002 Bonds. Under the terms of the agreement (the 2008 Agreement) between SCHS and the Authority related to the 2008 Bonds, SCHS has (1) collateralized the 2008 Bonds with SCHS' gross receivables (as defined in the 2008 Agreement) and (2) agreed to grant a leasehold deed of trust on the St. Charles Bend main hospital building and related improvements to the trustee for the 2008 Bonds (the Trustee), as well as entered into a 50-year ground lease related to the underlying land for this property with the Trustee. Additionally, SCHS has agreed to not create or allow any other mortgage, pledge, or security in SCHS' facilities, except as permitted in the Agreements, maintain certain reserve funds with a trustee, and meet certain financial ratios on an annual basis.

The note payable to GE Healthcare Finance, which was used to finance the purchase of a helicopter and the remodel of a hangar, bore interest at a fixed rate of 5.97% and was collateralized by a security interest in the helicopter. The note was paid off in May 2012 with the closure of Airlink, as discussed in note 11 Discontinued Operations.

In July 2007, SCHS entered into a lease agreement with U.S. Bancorp Technology Leasing (the U.S. Bancorp Master Lease Agreement) to partially finance the acquisition and implementation of an information system. As of December 31, 2012, \$4,976,000 was outstanding related to six leases under the U.S. Bancorp Master Lease Agreement. As of December 31, 2012, monthly lease payments for these leases totaling \$233,000 (including interest at 6.7% to 7.7%) are required up to September 2013 at which point SCHS intends to pay off the remaining obligations under this U.S. Bancorp Master Lease Agreement due to a planned replacement of the information system.

The Bend Ortho Building Associates lease represents a lease of an approximately 30,000-square-foot building that expires on December 31, 2014, with two 5-year renewal options. Under this agreement, SCHS has the option to purchase the building on December 31, 2014 – or at the end of either of the subsequent renewal periods – at a price determined based on a formula that includes the net operating income of the building and a capitalization rate, all as defined in the lease agreement. In addition, the lessor has the right at any time during the lease term (including renewals) to require SCHS to purchase the building at a price using this same formula. Under the terms of the lease, SCHS is required to make monthly payments of approximately \$66,000. Additionally, SCHS incurs annual interest expense, representing the accretion of the obligation, in order to have the purchase obligation under the lease properly recorded.

In September 2003, SCHS entered into a sublease agreement with the Authority, whereby the Authority financed the construction of a central utility plant and related energy management systems (the Plant) for St. Charles Bend with a lease agreement with Banc of America Healthcare Finance (B of A) (collectively, the B of A Master Lease and Sublease Agreement). Under the terms of the B of A Master Lease and Sublease Agreement, SCHS is required to make monthly payments of \$140,000 through March 2014, including interest at 4.65%. Upon receipt of the final scheduled lease payment, B of A shall terminate and

ST. CHARLES HEALTH SYSTEM, INC.

Notes to Consolidated Financial Statements

December 31, 2012 and 2011

release its security interest in the Plant to SCHS. SCHS has the option to purchase the Plant at any time during the term of the B of A Master Lease and Sublease Agreement by paying the remaining lease payments, plus a 1.00% prepayment penalty multiplied by the number of years remaining in the term of the lease.

Notes payable to Wells Fargo Bank, Wells Equipment Finance, and GE Healthcare Financial represent various equipment financing arrangements at CMI. The notes bear interest ranging from 3.50% to 6.83%, mature at various times from 2013 to 2017, and are secured by equipment.

Scheduled principal repayments on long-term debt and payments on capital lease obligations are as follows:

	<u>Long-term debt</u>	<u>Capital lease obligations</u>
2013	\$ 3,043,000	7,708,000
2014	3,008,000	1,176,000
2015	2,970,000	9,282,000
2016	2,966,000	43,000
2017	2,967,000	—
Thereafter	137,157,000	—
	<u>\$ 152,111,000</u>	18,209,000
Less amount representing interest under capital lease obligations		(2,329,000)
		<u>\$ 15,880,000</u>

The above described debt instruments carry various financial covenants that the Corporation is required to measure on an annual basis.

As of December 31, 2012, SCHS had a \$3,000,000 unsecured line-of-credit agreement with U.S. Bank. There were no amounts outstanding under this line-of-credit agreement at December 31, 2012 or 2011. Borrowings outstanding under this line-of-credit agreement bear interest at the greater of the U.S. Bank's prime rate plus 0.50% or 3.75%. The line of credit expires on November 30, 2013.

Interest cost incurred during the years ended December 31, 2012 and 2011 was \$13,038,000 and \$13,216,000, respectively. No interest expense or interest income was capitalized during the years ended December 31, 2012 and 2011.

(6) Commitments and Contingencies

(a) Operating Leases

SCHS leases office space and equipment under operating lease agreements, which expire at various dates through 2026. Certain of these lease agreements contain renewal options. A portion of the leased office space has been subleased to unrelated third parties. In addition, effective January 1, 2008, SCHS leased the land, buildings, and equipment of PMH (the PMH Lease) and the lessor is

ST. CHARLES HEALTH SYSTEM, INC.

Notes to Consolidated Financial Statements

December 31, 2012 and 2011

Pioneer Memorial Hospital As of December 31, 2012, future minimum rental commitments for the five years subsequent to and thereafter, under noncancelable operating lease agreements, that have initial or remaining lease terms in excess of a year were as follows

2013	\$	4,792,000
2014		4,417,000
2015		3,620,000
2016		1,996,000
2017		738,000
Thereafter		<u>5,870,000</u>
Total minimum lease payments		21,433,000
Less total minimum sublease rentals		<u>(581,000)</u>
	\$	<u><u>20,852,000</u></u>

Included in the commitments above are lease payments required under the PMH Lease. Such payments vary by year based on PMH's future required debt and lease payments that were in effect as of January 1, 2008. Such future minimum lease payments total approximately \$8,110,000 and decrease from approximately \$607,000 in 2013 to approximately \$170,000 in 2026 (at which time, all currently outstanding PMH debt and lease payments will have been paid). In addition, the PMH Lease requires SCHS to annually invest a minimum of \$200,000 toward capital purchases and renovations at PMH through the term of the lease (2031), plus certain additional amounts based on PMH's operating results. The PMH Lease may be terminated by either party with 24 month notice as described in the lease.

Certain of the leases above are with related entities. As of December 31, 2012, the total future minimum rental commitments expected to be paid on these related entity leases aggregate approximately \$4,563,000.

Rent expense totaled \$7,638,000 and \$8,767,000 for the years ended December 31, 2012 and 2011, respectively, and is included in medical supplies, drugs, and other in the accompanying consolidated statements of operations.

(b) Medical Malpractice Insurance

SCHS is self-insured for malpractice and other general liability coverage through Cascadia Insurance Company, Inc. (CICI), a captive insurance company wholly owned by SCHS. CICI provides coverage of SCHS' claims up to a \$500,000 per occurrence limit and a \$3,000,000 annual aggregate limit, and SCHS purchases excess insurance for claims exceeding such limits. CICI's coverage for SCHS is retroactive to occurrences since July 1, 2004 reported after July 1, 2005. Under SCHS' policy with CICI, medical malpractice claims reported by SCHS to CICI during the policy period are covered, however, any medical malpractice claim that has been incurred but not reported (IBNR) to CICI during the policy period is not covered.

ST. CHARLES HEALTH SYSTEM, INC.

Notes to Consolidated Financial Statements

December 31, 2012 and 2011

Based on an actuarial valuation, the Corporation, including CICI, has recorded estimated liabilities for IBNR medical malpractice claims, which, along with deductibles on reported claims, aggregated \$3,855,000 and \$4,342,000 as of December 31, 2012 and 2011, respectively, and are included in other noncurrent liabilities in the accompanying consolidated balance sheets. Management believes that these estimated liabilities are adequate to cover actual ultimate expenses, however, the establishment of estimated liabilities for medical malpractice claims is an inherently uncertain process, and there can be no assurance that currently established liabilities will prove adequate. Subsequent actual experience could result in liabilities being too high or too low, which could positively or negatively impact the Corporation's reported consolidated operations in future periods.

(c) Self-Insurance

SCHS is self-insured for medical, dental, and vision benefits provided to its employees for claims up to \$300,000 per employee. SCHS is also self-insured for state unemployment claims. SCHS recognizes self-insurance costs based on claims filed with its third-party administrators and estimates for IBNR claims. Management believes that adequate amounts have been accrued in the accompanying consolidated financial statements to cover any related potential losses.

(d) Risk Management

In the ordinary course of business, the Corporation is exposed to various risks of loss from torts, theft of, damage to, and destruction of assets, business interruption, errors and omissions, employee injuries and illnesses, and natural disasters. However, management believes that adequate commercial insurance coverage has been purchased for claims arising from such matters. Settled claims have not exceeded this commercial coverage for the years ended December 31, 2012 and 2011.

(e) Guaranties

As of December 31, 2012, SCHS is a guarantor of the following loans of certain related entities:

Entity	Loan balances outstanding at December 31, 2012 (unaudited)	SCHS' guaranties	Loan expiration dates
Cascade Medical Buildings, LLC	\$ 22,043,000	11,022,000	April 2021
Heart Center of the Cascades, LLC	9,196,000	4,598,000	December 2015

In the opinion of management, the likelihood that SCHS will be required to make any payments under the guaranties is remote, and the estimated fair value of such guaranties is not significant to the accompanying consolidated financial statements; accordingly, no liability related to these guaranties has been recorded in the accompanying consolidated balance sheets.

ST. CHARLES HEALTH SYSTEM, INC.

Notes to Consolidated Financial Statements

December 31, 2012 and 2011

(f) Regulations and Litigation

The healthcare industry is subject to various laws and regulations from federal, state, and local governments. These laws and regulations include, but are not necessarily limited to, matters such as licensure, accreditation, government healthcare program participation requirements, reimbursement for patient services, and Medicare and Medicaid fraud and abuse. Government activity has remained high with respect to investigations and allegations concerning possible violations by healthcare providers of regulations, which could result in the expulsion from government healthcare programs, together with the imposition of significant fines and penalties, as well as significant repayments of patient services previously billed and collected. Management believes that the Corporation is in compliance with the fraud and abuse regulations, as well as other applicable government laws and regulations, however, compliance with such laws and regulations can be subject to future government review and interpretation, as well as regulatory actions unknown or unasserted at this time.

In addition, the Corporation becomes involved in litigation and other regulatory investigations arising in the ordinary course of business. After consultation with legal counsel, management believes that these matters will be resolved without causing a material adverse effect on the Corporation's future consolidated financial position or results of operations.

(g) Collective Bargaining Agreements

Approximately 5% of SCHS employees, including nurses and certain professional employees, were covered under collective bargaining agreements at December 31, 2012 that expire in 2013. An additional 23% are covered under contracts expiring beyond 2013.

In February 2011, selected SCHS employees voted to become part of a new collective bargaining unit covering service workers representing approximately 19% of SCHS employees. A collective bargaining agreement was not reached and the covered employees passed a decertification vote in November 2012.

(h) Healthcare Reform

As a result of enacted and pending federal healthcare reform legislation, substantial changes are anticipated in the U.S. healthcare system. Such legislation includes numerous provisions affecting the delivery of healthcare services, the financing of healthcare costs, reimbursement of healthcare providers, and the legal obligations of health insurers, providers, and employers. These provisions are currently slated to take effect at specified times over approximately the next decade. This federal healthcare reform legislation does not affect the 2011 or 2012 consolidated financial statements.

(7) Retirement Plan

Substantially all employees of SCHS are eligible to participate in SCHS' defined contribution retirement plan (the Plan). Under the Plan, SCHS matches each participant's contributions up to 6% of his or her salary. Employees are eligible to receive SCHS' matching contributions once they achieve at least 21 years of age, work 1,000 hours or more during the year, and have been continuously employed by SCHS for one year or more. SCHS' expense relating to the Plan during the years ended December 31, 2012 and 2011

ST. CHARLES HEALTH SYSTEM, INC.

Notes to Consolidated Financial Statements

December 31, 2012 and 2011

was \$7,516,000 and \$7,028,000, respectively, and is included in employee benefits in the accompanying consolidated statements of operations

(8) Other Related-Party Transactions

The following is a summary of SCHS' primary unconsolidated related-party investments at December 31, 2012 and 2011

Entity	Basis of accounting	Ownership as of December 31, 2012	Investment balance included in the accompanying consolidated balance sheets		SCHS' share of income (loss) included in the accompanying consolidated statements of operations	
			December 31			
			2012	2011	2012	2011
CMB	Equity method	50%	\$ 680,000	762,000	313,000	175,000
CPH	Equity method	50	162,000	249,000	(87,000)	(85,000)
HCC	Equity method	50	(1,507,000)	(1,412,000)	(65,000)	(370,000)
CS	Equity method	50	662,000	473,000	1,274,000	854,000
COMRI	Equity method	33	565,000	501,000	1,209,000	1,384,000
SOLS	Equity method	28	622,000	540,000	82,000	13,000
CONet	Fair value investment	N/A	—	—	—	—
IOC	Cost method	50	20,000	20,000	—	—
HF	Cost method	14	54,000	54,000	—	—

In addition to SCF, CICI, SCMSO, and CMI, SCHS has investments in the following related entities

(a) Cascade Medical Buildings, LLC (CMB)

CMB is a limited liability company whose two members are SCHS (50% ownership interest) and Deschutes Medical Buildings, LLC (50% ownership interest). CMB was formed to build, own, and manage a medical office building on land leased from SCHS. SCHS rents approximately 9,950 square feet in this building. During the years ended December 31, 2012 and 2011, SCHS received member distributions of \$395,000 and \$137,000, respectively, from CMB. During each of the years ended December 31, 2012 and 2011, SCHS earned rental income from CMB of approximately \$155,000 under the land lease. During the years ended December 31, 2012 and 2011, SCHS incurred rent expense for facilities owned by CMB of \$218,000 and \$216,000, respectively.

(b) Cascade Property Holdings, LLC (CPH)

CPH is a limited liability company whose two members are SCHS (50% ownership interest) and Deschutes Medical Buildings, LLC (50% ownership interest). CPH owns bare land held for investment purposes in Bend, Oregon.

(c) Heart Center of the Cascades, LLC (HCC)

HCC is a limited liability company whose two members are SCHS (50% ownership interest) and CCC Real Properties, LLC (50% ownership interest). HCC was formed to build, own, and manage a medical building on land leased from SCHS. During the years ended December 31, 2012 and 2011, SCHS received member distributions of \$30,000 and \$10,000 from HCC. During the years ended December 31, 2012 and 2011, SCHS earned income from HCC of \$362,000 and \$306,000.

ST. CHARLES HEALTH SYSTEM, INC.

Notes to Consolidated Financial Statements

December 31, 2012 and 2011

respectively, under the land lease and from the provision of certain facility services. During the years ended December 31, 2012 and 2011, SCHS incurred rent expense related to a lease with HCC of \$784,000 and \$791,000, respectively.

HCC entered into an interest rate swap agreement in 2007 with Key Bank. The swap agreement was transferred to U S Bank in November 2010. The swap agreement is considered a cash flow hedge and has been deemed ineffective by management. As a result, the changes in fair value in the interest rate swap are included in excess of revenues over expenses. As of December 31, 2012 and 2011, HCC had a liability of \$1,707,000 and \$1,911,000, respectively, related to this swap agreement. SCHS recorded its share of the changes in the fair value of the swap agreement as a component of other, net in the accompanying consolidated statements of operations.

(d) Cascade Surgicenter, LLC (CS)

CS is a limited liability company whose two members are SCHS (50% ownership interest) and Deschutes Surgicenter, LLC (50% ownership interest). CS was formed to own, operate, and manage an outpatient surgery center located in facilities owned by CMB. SCHS received member distributions of \$1,085,000 and \$705,000, respectively, from CS during the years ended December 31, 2012 and 2011. During the years ended December 31, 2012 and 2011, CS incurred rent expense for facilities owned by CMB of \$777,000 and \$776,000, respectively.

(e) Central Oregon Magnetic Resonance Imaging, LLC (COMRI)

COMRI is a limited liability company, which is owned by SCHS, CORA, and certain physicians. SCHS owns a one-third interest in COMRI. COMRI owns and operates three magnetic resonance imaging machines located in Bend and Redmond, Oregon. During the years ended December 31, 2012 and 2011, SCHS received member distributions of \$1,145,000 and \$1,281,000, respectively, from COMRI. During the years ended December 31, 2012 and 2011, SCHS charged COMRI \$464,000 and \$535,000, respectively, for certain staffing services, rent, and supplies. In addition, during the years ended December 31, 2012 and 2011, SCHS incurred professional fees expense of \$2,629,000 and \$2,442,000, respectively, for services rendered by COMRI. Included in accounts payable in the accompanying consolidated balance sheets are amounts due to COMRI for these services of \$210,000 and \$209,000, as of December 31, 2012 and 2011, respectively.

(f) Southern Oregon Linen Service (SOLS)

SOLS is an Oregon cooperative corporation that provides laundry, linen, and uniform services to members of the cooperative. SCHS owns 28% of the outstanding common stock of SOLS, and St Charles Bend, St Charles Redmond and PMH utilize the laundry and linen services provided by this cooperative. SCHS received member distributions of \$0 and \$3,000, respectively, from SOLS during the years ended December 31, 2012 and 2011. SCHS incurred laundry and linen expense with SOLS of \$1,176,000 and \$1,225,000, for the years ended December 31, 2012 and 2011, respectively.

(g) CONet Inc. (CONet)

CONet is an Oregon public benefit nonprofit corporation established to facilitate the provision of certain healthcare services to Central and Eastern Oregon residents by combining the resources of certain hospitals in the Central and Eastern Oregon area. SCHS works cooperatively with hospitals in

ST. CHARLES HEALTH SYSTEM, INC.

Notes to Consolidated Financial Statements

December 31, 2012 and 2011

other communities through CONet to provide a smooth continuation of healthcare services. CONet's board of directors consists of the Chief Executive Officer of St. Charles – Bend and the Chief Executive Officer of each of the five other hospitals in the Central and Eastern Oregon area.

(h) *Institute of the Cascades (IOC)*

IOC is a limited liability company whose two members are SCHS (50% ownership interest) and The Neuromusculoskeletal Center of the Cascades PC (NCC) (50% ownership interest). IOC provides administration and marketing to promote CMB, CSC, NCC, and SCHS.

(i) *Health Futures (HF)*

Health Futures LLC (HF) is a limited liability company whose members participate in centralized administrative services in Oregon. SCHS owns approximately 14% of HF. Primarily, SCHS benefits from group purchasing agreements. SCHS receives distributions from time to time that are treated as a reduction to purchases and not a return of capital, as they are the result of group purchasing agreements.

(9) Functional Classification of Expenses

Expenses on a functional basis for the years ended December 31, 2012 and 2011 were as follows:

	<u>2012</u>	<u>2011</u>
Healthcare services	\$ 389,629,000	370,739,000
General and administrative	94,587,000	87,800,000
	<u>\$ 484,216,000</u>	<u>458,539,000</u>

(10) Fair Value Measurements

The Corporation applies the provisions of FASB ASC Topic 820, *Fair Value Measurement* (ASC 820) for fair value measurements of financial assets and financial liabilities and for fair value measurements of nonfinancial items that are recognized or disclosed at fair value in the financial statements on a recurring basis. ASC 820 establishes a fair value hierarchy that prioritizes the inputs to valuation techniques used to measure fair value. The hierarchy gives the highest priority to unadjusted quoted prices in active markets for identical assets or liabilities (Level 1 measurements) and the lowest priority to measurements involving significant unobservable inputs (Level 3 measurements). The levels of the fair value hierarchy are as follows:

- Level 1 inputs are quoted prices (unadjusted) in active markets for identical assets or liabilities that the Corporation has the ability to access at the measurement date.
- Level 2 inputs are inputs other than quoted prices included within Level 1 that are observable for the asset or liability, either directly or indirectly.
- Level 3 inputs are unobservable inputs for the asset or liability.

ST. CHARLES HEALTH SYSTEM, INC.

Notes to Consolidated Financial Statements

December 31, 2012 and 2011

The level in the fair value hierarchy within which a fair value measurement in its entirety falls is based on the lowest-level input that is significant to the fair value measurement in its entirety

The following table presents assets and liabilities that are measured at fair value on a recurring basis at December 31, 2012

Fair value measurements at reporting date using				
		Quoted prices in active markets for identical assets (Level 1)	Significant other observable inputs (Level 2)	Significant unobservable inputs (Level 3)
	December 31, 2012			
Assets				
Assets limited as to use				
Cash and cash equivalents	\$ 8,429,000	8,429,000	—	—
Equity mutual funds				
Medium cap blend	6,882,000	6,882,000	—	—
Small cap blend	6,969,000	6,969,000	—	—
Large cap growth	15,889,000	15,889,000	—	—
Large cap balanced	45,966,000	45,966,000	—	—
Large cap value	15,843,000	15,843,000	—	—
Large cap blend	14,000	14,000	—	—
International growth	13,459,000	13,459,000	—	—
International value	13,621,000	13,621,000	—	—
International large cap	47,000	47,000	—	—
International balance	27,570,000	27,570,000	—	—
Market neutral	11,508,000	11,508,000	—	—
REIT sector	23,902,000	23,902,000	—	—
Money market	16,000	16,000	—	—
Fixed-income mutual funds				
Treasury intermediate	35,828,000	35,828,000	—	—
Inv grade corp interm	12,278,000	12,278,000	—	—
Inv grade corp short	11,736,000	11,736,000	—	—
High-yield bond	58,000	58,000	—	—
Corporate obligations	10,403,000	—	10,403,000	—
U S government agencies	1,970,000	—	1,970,000	—
U S government treasuries	1,968,000	1,968,000	—	—
Cash surrender value of life insurance	248,000	—	248,000	—
	<u>\$ 264,604,000</u>	<u>251,983,000</u>	<u>12,621,000</u>	<u>—</u>

ST. CHARLES HEALTH SYSTEM, INC.

Notes to Consolidated Financial Statements

December 31, 2012 and 2011

The following table presents assets and liabilities that are measured at fair value on a recurring basis at December 31, 2011

Fair value measurements at reporting date using				
		Quoted prices in active markets for identical assets (Level 1)	Significant other observable inputs (Level 2)	Significant unobservable inputs (Level 3)
	December 31, 2011			
Assets				
Assets limited as to use				
Cash and cash equivalents	\$ 9,257,000	9,257,000	—	—
Equity mutual funds				
Medium cap blend	5,584,000	5,584,000	—	—
Small cap blend	5,526,000	5,526,000	—	—
Small cap value	35,000	35,000	—	—
Large cap growth	12,524,000	12,524,000	—	—
Large cap balanced	36,612,000	36,612,000	—	—
Large cap value	13,151,000	13,151,000	—	—
International growth	6,310,000	6,310,000	—	—
International value	6,203,000	6,203,000	—	—
International large cap	40,000	40,000	—	—
International balance	12,415,000	12,415,000	—	—
REIT sector	18,683,000	18,683,000	—	—
Money market	1,393,000	1,393,000	—	—
Fixed-income mutual funds				
Treasury intermediate	19,668,000	19,668,000	—	—
Inv grade corp interm	9,621,000	9,621,000	—	—
Inv grade corp short	37,090,000	37,090,000	—	—
High-yield bond	54,000	54,000	—	—
Intermediate bond	287,000	287,000	—	—
Corporate obligations	10,767,000	—	10,767,000	—
U S government agencies	2,229,000	—	2,229,000	—
U S government treasuries	1,792,000	1,792,000	—	—
Cash surrender value of life insurance	229,000	—	229,000	—
Accrued interest receivable	4,000	—	4,000	—
	<u>\$ 209,474,000</u>	<u>196,245,000</u>	<u>13,229,000</u>	<u>—</u>

ST. CHARLES HEALTH SYSTEM, INC.

Notes to Consolidated Financial Statements

December 31, 2012 and 2011

The fair value of long-term obligations is estimated using current market activity and discounted cash flow analysis and is considered a Level 2 measurement under ASC 820. The fair value and carrying amount of long-term obligations at December 31, 2012 and 2011 were as follows:

	2012		2011	
	Carrying amount	Fair value	Carrying amount	Fair value
Long-term obligations	\$ 166,430,000	197,752,000	174,638,000	199,406,000

(11) Discontinued Operations

Effective June 1, 2012, SCHS closed its emergency air ambulance transportation business "Airlink." The closure included ceasing all air ambulance operations, transferring all Airlink membership program activities to a new provider and selling the aircraft used to provide the air ambulance transportation services. Airlink had distinct and identifiable assets, liabilities and cash flows and was considered a component of SCHS. As a result, the closure of Airlink is reported as discontinued operations in these consolidated financial statements. The following table provides summary financial information for Airlink for the years ended December 31, 2012 and 2011:

	2012	2011
Operating revenues	\$ 2,915,000	8,953,000
Operating expenses	4,109,000	8,451,000
Operating (loss) income	(1,194,000)	502,000
Gain on sale of assets	3,693,000	—
Gain on discontinued operations	\$ 2,499,000	502,000

(12) Subsequent Events

The Corporation has performed an evaluation of subsequent events through March 26, 2013, which is the date these consolidated financial statements were issued.

Effective January 1, 2013, SCHS assumed the operations and substantially all of the assets of Mountain View Hospital District (MVHD), located in Madras, Oregon, in exchange for assumption of substantially all of MVHD's liabilities and payment of certain outstanding MVHD debt obligations. The facility was renamed St. Charles Madras and SCHS intends to continue to offer substantially the same healthcare services to the community of Madras and the surrounding Jefferson County area.

SUPPLEMENTARY SCHEDULES

ST. CHARLES HEALTH SYSTEM, INC.
Supplementary Schedule – Balance Sheet Information
December 31, 2012 and 2011

Assets	Obligated group	Nonobligated group excluding St. Charles Foundation, Inc.	St. Charles Foundation, Inc.	Eliminating and reclassifying entries	2012	2011
Current assets						
Cash and cash equivalents	\$ 25,303,000	540,000	1,174,000	—	27,017,000	18,477,000
Assets limited as to use, current portion	7,671,000	—	—	—	7,671,000	8,033,000
Patient accounts receivable, net of allowance	60,122,000	1,868,000	—	—	61,990,000	76,772,000
Other receivables, net	9,245,000	9,000	587,000	(135,000)	9,706,000	6,922,000
Supplies inventory	8,935,000	—	—	—	8,935,000	9,365,000
Prepaid expenses and other current assets	7,104,000	116,000	5,000	—	7,225,000	6,564,000
Total current assets	118,380,000	2,533,000	1,766,000	(135,000)	122,544,000	126,133,000
Assets limited as to use, net of current portion	251,225,000	721,000	7,152,000	—	259,098,000	203,501,000
Property and equipment, net	206,353,000	4,710,000	—	—	211,063,000	223,057,000
Other assets, net	20,858,000	6,842,000	—	(14,649,000)	13,051,000	11,138,000
Total assets	\$ 596,816,000	14,806,000	8,918,000	(14,784,000)	605,756,000	563,829,000
Liabilities and Net Assets						
Current liabilities						
Accounts payable	\$ 18,486,000	662,000	—	(125,000)	19,023,000	21,730,000
Accrued liabilities	35,573,000	6,000	—	—	35,579,000	31,798,000
Estimated third-party payor settlements, net	5,058,000	—	—	—	5,058,000	3,549,000
Deferred revenue	359,000	—	—	(10,000)	349,000	1,068,000
Current portion of long-term obligations	8,971,000	736,000	—	—	9,707,000	9,298,000
Total current liabilities	68,447,000	1,404,000	—	(135,000)	69,716,000	67,443,000
Long-term obligations, net of current portion	155,429,000	1,294,000	—	—	156,723,000	165,340,000
Other liabilities	3,855,000	—	74,000	—	3,929,000	4,699,000
Total liabilities	227,731,000	2,698,000	74,000	(135,000)	230,368,000	237,482,000
Net assets						
Unrestricted, SCHS	364,070,000	12,108,000	2,111,000	(10,875,000)	367,414,000	318,617,000
Unrestricted, noncontrolling interests	—	—	—	2,959,000	2,959,000	2,693,000
Temporarily restricted	3,581,000	—	3,896,000	(3,896,000)	3,581,000	3,662,000
Permanently restricted	1,434,000	—	2,837,000	(2,837,000)	1,434,000	1,375,000
Total net assets	369,085,000	12,108,000	8,844,000	(14,649,000)	375,388,000	326,347,000
Total liabilities and net assets	\$ 596,816,000	14,806,000	8,918,000	(14,784,000)	605,756,000	563,829,000

See accompanying independent auditors' report

ST. CHARLES HEALTH SYSTEM, INC.
Supplementary Schedule – Statement of Operations Information
Years ended December 31, 2012 and 2011
(Dollars in thousands)

	Obligated group	Nonobligated group excluding St. Charles Foundation, Inc.	St. Charles Foundation, Inc.	Eliminating and reclassifying entries	2012	2011
Operating revenue						
Net patient service revenue prior to bad debt adjustments	\$ 494,830,000	22,674,000	—	(12,518,000)	504,986,000	476,144,000
Bad debt adjustments	24,216,000	—	—	—	24,216,000	26,522,000
Net patient service revenue	470,614,000	22,674,000	—	(12,518,000)	480,770,000	449,622,000
Other revenue	25,934,000	—	1,441,000	(3,008,000)	24,367,000	17,271,000
Total operating revenue	496,548,000	22,674,000	1,441,000	(15,526,000)	505,137,000	466,893,000
Expenses						
Salaries and wages	193,907,000	5,092,000	388,000	(388,000)	198,999,000	185,588,000
Employee benefits	65,034,000	—	142,000	(142,000)	65,034,000	59,496,000
Professional fees	48,723,000	—	27,000	(12,545,000)	36,205,000	39,294,000
Depreciation	29,855,000	1,320,000	—	—	31,175,000	30,816,000
Interest	12,907,000	113,000	—	—	13,020,000	13,114,000
Medical supplies, drugs, and other	134,654,000	6,915,000	481,000	(2,267,000)	139,783,000	130,231,000
Total expenses	485,080,000	13,440,000	1,038,000	(15,342,000)	484,216,000	458,539,000
Operating income	11,468,000	9,234,000	403,000	(184,000)	20,921,000	8,354,000
Other income (losses)						
Investment income, net	27,006,000	—	272,000	143,000	27,421,000	2,042,000
Other, net	376,000	(269,000)	—	—	107,000	(200,000)
Total other income, net	27,382,000	(269,000)	272,000	143,000	27,528,000	1,842,000
Excess of revenue over expenses	38,850,000	8,965,000	675,000	(41,000)	48,449,000	10,196,000
Increase (decrease) in interest in net assets of St. Charles Foundation, Inc.	648,000	—	—	(648,000)	—	—
Gain on discontinued operations	2,499,000	—	—	—	2,499,000	502,000
Net assets released from restriction for use	516,000	—	—	—	516,000	183,000
Capital contributions	43,000	—	—	—	43,000	—
Transfers (to) from affiliated organizations	(20,000)	—	(21,000)	21,000	(20,000)	(34,000)
Distributions	5,655,000	(8,079,000)	—	—	(2,424,000)	(2,038,000)
Change in unrestricted net assets	\$ 48,191,000	886,000	654,000	(668,000)	49,063,000	8,809,000

See accompanying independent auditors' report