



See a Social Security Number? Say Something!  
Report Privacy Problems to <https://public.resource.org/privacy>  
Or call the IRS Identity Theft Hotline at 1-800-908-4490



Form 990-PF

Department of the Treasury  
Internal Revenue Service

Return of Private Foundation  
or Section 4947(a)(1) Nonexempt Charitable Trust  
Treated as a Private Foundation

Note. The foundation may be able to use a copy of this return to satisfy state reporting requirements

OMB No 1545-0052




2012

Open to Public Inspection


For calendar year 2012, or tax year beginning 01-01-2012 , and ending 12-31-2012

Name of foundation KEITH & MARY KAY MCCA FAMILY FOUNDATION		A Employer identification number  91-1920617	
Number and street (or P O box number if mail is not delivered to street address) 201 TERRY AVENUE NORTH SUITE A		B Telephone number (see instructions)  (206) 282-1001	
City or town, state, and ZIP code SEATTLE, WA 981095208		C If exemption application is pending, check here <input type="checkbox"/>	
G Check all that apply <div><input type="checkbox"/> Initial return <input type="checkbox"/> Final return <input type="checkbox"/> Address change</div> <div><input type="checkbox"/> Initial return of a former public charity <input type="checkbox"/> Amended return <input type="checkbox"/> Name change</div>		D 1. Foreign organizations, check here <input type="checkbox"/> 2. Foreign organizations meeting the 85% test, check here and attach computation <input type="checkbox"/>	
H Check type of organization <input checked="" type="checkbox"/> Section 501(c)(3) exempt private foundation <input type="checkbox"/> Section 4947(a)(1) nonexempt charitable trust <input type="checkbox"/> Other taxable private foundation		E If private foundation status was terminated under section 507(b)(1)(A), check here <input type="checkbox"/>	
I Fair market value of all assets at end of year (from Part II, col. (c), line 16) \$ 27,440,417	J Accounting method <input checked="" type="checkbox"/> Cash <input type="checkbox"/> Accrual <input type="checkbox"/> Other (specify) (Part I, column (d) must be on cash basis.)	F If the foundation is in a 60-month termination under section 507(b)(1)(B), check here <input type="checkbox"/>	

Part I Analysis of Revenue and Expenses (The total of amounts in columns (b), (c), and (d) may not necessarily equal the amounts in column (a) (see instructions) )		(a) Revenue and expenses per books	(b) Net investment income	(c) Adjusted net income	(d) Disbursements for charitable purposes (cash basis only)
Revenue	1 Contributions, gifts, grants, etc , received (attach schedule)				
	2 Check <input checked="" type="checkbox"/> if the foundation is <b>not</b> required to attach Sch B				
	3 Interest on savings and temporary cash investments	336,710	336,710		
	4 Dividends and interest from securities. . . . .	392,554	392,554		
	5a Gross rents . . . . .				
	b Net rental income or (loss) _____				
	6a Net gain or (loss) from sale of assets not on line 10	794,967			
	b Gross sales price for all assets on line 6a 13,803,905				
	7 Capital gain net income (from Part IV, line 2) . . . .		794,967		
	8 Net short-term capital gain . . . . .				
	9 Income modifications . . . . .				
	10a Gross sales less returns and allowances				
	b Less Cost of goods sold . . . . .				
Operating and Administrative Expenses	c Gross profit or (loss) (attach schedule) . . . . .				
	11 Other income (attach schedule) . . . . .	8,700			
	12 <b>Total.</b> Add lines 1 through 11 . . . . .	1,532,931	1,524,231		
	13 Compensation of officers, directors, trustees, etc				
	14 Other employee salaries and wages . . . . .				
	15 Pension plans, employee benefits . . . . .				
	16a Legal fees (attach schedule) . . . . .	302			302
	b Accounting fees (attach schedule) . . . . .	3,255			3,255
	c Other professional fees (attach schedule) . . . . .	92,989	92,989		
	17 Interest . . . . .	664	664		
	18 Taxes (attach schedule) (see instructions)	6,476	6,476		
	19 Depreciation (attach schedule) and depletion . . .				
	20 Occupancy . . . . .				
	21 Travel, conferences, and meetings . . . . .				
	22 Printing and publications . . . . .				
	23 Other expenses (attach schedule) . . . . .	50			50
	24 <b>Total operating and administrative expenses.</b> Add lines 13 through 23 . . . . .	103,736	100,129		3,607
	25 Contributions, gifts, grants paid . . . . .	1,422,818			1,422,818
	26 <b>Total expenses and disbursements.</b> Add lines 24 and 25	1,526,554	100,129		1,426,425
	27 Subtract line 26 from line 12				
	a <b>Excess of revenue over expenses and disbursements</b>	6,377			
	b <b>Net investment income</b> (if negative, enter -0-)		1,424,102		
	c <b>Adjusted net income</b> (if negative, enter -0-)				

Part II Balance Sheets		Attached schedules and amounts in the description column should be for end-of-year amounts only (See instructions )	Beginning of year	End of year	
			(a) Book Value	(b) Book Value	(c) Fair Market Value
Assets	1	Cash—non-interest-bearing . . . . .	541,194	324,607	324,607
	2	Savings and temporary cash investments . . . . .	1,017,339	874,212	874,212
	3	Accounts receivable ▶ _____ Less allowance for doubtful accounts ▶ _____			
	4	Pledges receivable ▶ _____ Less allowance for doubtful accounts ▶ _____			
	5	Grants receivable . . . . .			
	6	Receivables due from officers, directors, trustees, and other disqualified persons (attach schedule) (see page 15 of the instructions) . . . . .			
	7	Other notes and loans receivable (attach schedule) ▶ _____ Less allowance for doubtful accounts ▶ _____			
	8	Inventories for sale or use . . . . .			
	9	Prepaid expenses and deferred charges . . . . .			
	10a	Investments—U S and state government obligations (attach schedule)	8,048,360	6,819,758	6,819,758
	b	Investments—corporate stock (attach schedule) . . . . .	5,748,210 	6,211,315	6,211,315
	c	Investments—corporate bonds (attach schedule). . . . .	4,625,530 	5,492,628	5,492,628
	11	Investments—land, buildings, and equipment basis ▶ _____ Less accumulated depreciation (attach schedule) ▶ _____			
	12	Investments—mortgage loans . . . . .			
	13	Investments—other (attach schedule) . . . . .	6,446,489 	7,717,897	7,717,897
	14	Land, buildings, and equipment basis ▶ _____ Less accumulated depreciation (attach schedule) ▶ _____			
Liabilities	15	Other assets (describe ▶ _____)			
	16	Total assets (to be completed by all filers—see the instructions Also, see page 1, item I)	26,427,122	27,440,417	27,440,417
	17	Accounts payable and accrued expenses . . . . .			
	18	Grants payable . . . . .			
	19	Deferred revenue . . . . .			
	20	Loans from officers, directors, trustees, and other disqualified persons			
	21	Mortgages and other notes payable (attach schedule) . . . . .			
	22	Other liabilities (describe ▶ _____)			
Net Assets or Fund Balances	23	Total liabilities (add lines 17 through 22) . . . . .		0	
		Foundations that follow SFAS 117, check here ▶ <input checked="" type="checkbox"/> and complete lines 24 through 26 and lines 30 and 31.			
	24	Unrestricted . . . . .	26,427,122	27,440,417	
	25	Temporarily restricted . . . . .			
	26	Permanently restricted . . . . .			
		Foundations that do not follow SFAS 117, check here ▶ <input type="checkbox"/> and complete lines 27 through 31.			
	27	Capital stock, trust principal, or current funds . . . . .			
	28	Paid-in or capital surplus, or land, bldg , and equipment fund			
	29	Retained earnings, accumulated income, endowment, or other funds			
	30	Total net assets or fund balances (see page 17 of the instructions) . . . . .	26,427,122	27,440,417	
	31	Total liabilities and net assets/fund balances (see page 17 of the instructions) . . . . .	26,427,122	27,440,417	

Part III Analysis of Changes in Net Assets or Fund Balances

1	Total net assets or fund balances at beginning of year—Part II, column (a), line 30 (must agree with end-of-year figure reported on prior year’s return) . . . . .	1	26,427,122
2	Enter amount from Part I, line 27a . . . . .	2	6,377
3	Other increases not included in line 2 (itemize) ▶ _____ 	3	1,006,918
4	Add lines 1, 2, and 3 . . . . .	4	27,440,417
5	Decreases not included in line 2 (itemize) ▶ _____	5	
6	Total net assets or fund balances at end of year (line 4 minus line 5)—Part II, column (b), line 30 . . . . .	6	27,440,417

Part IV Capital Gains and Losses for Tax on Investment Income

(a) List and describe the kind(s) of property sold (e g , real estate, 2-story brick warehouse, or common stock, 200 shs MLC Co )		(b) How acquired P—Purchase D—Donation	(c) Date acquired (mo , day, yr )	(d) Date sold (mo , day, yr )
1a	See Additional Data Table			
b				
c				
d				
e				

(e) Gross sales price	(f) Depreciation allowed (or allowable)	(g) Cost or other basis plus expense of sale	(h) Gain or (loss) (e) plus (f) minus (g)
a See Additional Data Table			
b			
c			
d			
e			

Complete only for assets showing gain in column (h) and owned by the foundation on 12/31/69

(i) F M V as of 12/31/69	(j) Adjusted basis as of 12/31/69	(k) Excess of col (i) over col (j), if any	(l) Gains (Col (h) gain minus col (k), but not less than -0-) or Losses (from col (h))
a See Additional Data Table			
b			
c			
d			
e			

2 Capital gain net income or (net capital loss)	{ If gain, also enter in Part I, line 7 If (loss), enter -0- in Part I, line 7 }	2	794,967
3 Net short-term capital gain or (loss) as defined in sections 1222(5) and (6)  If gain, also enter in Part I, line 8, column (c) (see instructions) If (loss), enter -0- in Part I, line 8 . . . . .		3	145,465

Part V Qualification Under Section 4940(e) for Reduced Tax on Net Investment Income

(For optional use by domestic private foundations subject to the section 4940(a) tax on net investment income )

If section 4940(d)(2) applies, leave this part blank

Was the foundation liable for the section 4942 tax on the distributable amount of any year in the base period? ☐ Yes ☒ No

If "Yes," the foundation does not qualify under section 4940(e) Do not complete this part

1 Enter the appropriate amount in each column for each year, see page 18 of the instructions before making any entries

(a) Base period years Calendar year (or tax year beginning in)	(b) Adjusted qualifying distributions	(c) Net value of noncharitable-use assets	(d) Distribution ratio (col (b) divided by col (c))
2011	1,071,329	26,975,871	0 039714
2010	1,465,699	26,427,457	0 055461
2009	1,116,457	25,284,012	0 044157
2008	1,198,047	24,957,412	0 048004
2007	204,434	26,849,106	0 007614

2 Total of line 1, column (d). . . . .	2	0 194950
3 Average distribution ratio for the 5-year base period—divide the total on line 2 by 5, or by the number of years the foundation has been in existence if less than 5 years . . . .	3	0 038990
4 Enter the net value of noncharitable-use assets for 2012 from Part X, line 5. . . . .	4	27,017,781
5 Multiply line 4 by line 3. . . . .	5	1,053,423
6 Enter 1% of net investment income (1% of Part I, line 27b). . . . .	6	14,241
7 Add lines 5 and 6. . . . .	7	1,067,664
8 Enter qualifying distributions from Part XII, line 4. . . . . If line 8 is equal to or greater than line 7, check the box in Part VI, line 1b, and complete that part using a 1% tax rate See the Part VI instructions	8	1,426,425

Part VIExcise Tax Based on Investment Income (Section 4940(a), 4940(b), 4940(e), or 4948—see page 18 of the instructions)

1a		Exempt operating foundations described in section 4940(d)(2), check here <input type="checkbox"/> and enter "N/A" on line 1			
		Date of ruling or determination letter _____ (attach copy of letter if necessary—see instructions)			
b		Domestic foundations that meet the section 4940(e) requirements in Part V, check here <input checked="" type="checkbox"/> and enter 1% of Part I, line 27b . . . . .		1	14,241
c		All other domestic foundations enter 2% of line 27b Exempt foreign organizations enter 4% of Part I, line 12, col (b)			
2		Tax under section 511 (domestic section 4947(a)(1) trusts and taxable foundations only Others enter -0-)		2	
3		Add lines 1 and 2. . . . .		3	14,241
4		Subtitle A (income) tax (domestic section 4947(a)(1) trusts and taxable foundations only Others enter -0-)		4	
5		Tax based on investment income. Subtract line 4 from line 3 If zero or less, enter -0- . . . . .		5	14,241
6		Credits/Payments			
a		2012 estimated tax payments and 2011 overpayment credited to 2012	6a	11,938	
b		Exempt foreign organizations—tax withheld at source . . . . .	6b		
c		Tax paid with application for extension of time to file (Form 8868)	6c	10,000	
d		Backup withholding erroneously withheld . . . . .	6d		
7		Total credits and payments Add lines 6a through 6d. . . . .		7	21,938
8		Enter any penalty for underpayment of estimated tax Check here <input type="checkbox"/> if Form 2220 is attached		8	
9		Tax due. If the total of lines 5 and 8 is more than line 7, enter amount owed . . . . .		9	
10		Overpayment. If line 7 is more than the total of lines 5 and 8, enter the amount overpaid. . . . .		10	7,697
11		Enter the amount of line 10 to be Credited to 2013 estimated tax <input checked="" type="checkbox"/>	7,697	Refunded <input checked="" type="checkbox"/>	11

Part VII-AStatements Regarding Activities

1a	During the tax year, did the foundation attempt to influence any national, state, or local legislation or did it participate or intervene in any political campaign? . . . . .		Yes	No
		1a		No
b	Did it spend more than \$100 during the year (either directly or indirectly) for political purposes (see page 19 of the instructions for definition)? . . . . .			No
	If the answer is "Yes" to 1a or 1b, attach a detailed description of the activities and copies of any materials published or distributed by the foundation in connection with the activities.			
c	Did the foundation file Form 1120-POL for this year?. . . . .	1c		No
d	Enter the amount (if any) of tax on political expenditures (section 4955) imposed during the year (1) On the foundation <input checked="" type="checkbox"/> \$ _____ (2) On foundation managers <input checked="" type="checkbox"/> \$ _____			
e	Enter the reimbursement (if any) paid by the foundation during the year for political expenditure tax imposed on foundation managers <input checked="" type="checkbox"/> \$ _____			
2	Has the foundation engaged in any activities that have not previously been reported to the IRS? . . . . .	2		No
	If "Yes," attach a detailed description of the activities.			
3	Has the foundation made any changes, not previously reported to the IRS, in its governing instrument, articles of incorporation, or bylaws, or other similar instruments? If "Yes," attach a conformed copy of the changes . . . . .	3		No
4a	Did the foundation have unrelated business gross income of \$1,000 or more during the year?. . . . .	4a		No
b	If "Yes," has it filed a tax return on Form 990-T for this year?. . . . .	4b		
5	Was there a liquidation, termination, dissolution, or substantial contraction during the year? . . . . .	5		No
	If "Yes," attach the statement required by General Instruction T.			
6	Are the requirements of section 508(e) (relating to sections 4941 through 4945) satisfied either			
	• By language in the governing instrument, or			
	• By state legislation that effectively amends the governing instrument so that no mandatory directions that conflict with the state law remain in the governing instrument? . . . . .	6	Yes	
7	Did the foundation have at least \$5,000 in assets at any time during the year? If "Yes," complete Part II, col (c), and Part XV	7	Yes	
8a	Enter the states to which the foundation reports or with which it is registered (see instructions) <input checked="" type="checkbox"/> WA _____			
b	If the answer is "Yes" to line 7, has the foundation furnished a copy of Form 990-PF to the Attorney General (or designate) of each state as required by General Instruction G? If "No," attach explanation .	8b	Yes	
9	Is the foundation claiming status as a private operating foundation within the meaning of section 4942(j)(3) or 4942(j)(5) for calendar year 2012 or the taxable year beginning in 2012 (see instructions for Part XIV)? If "Yes," complete Part XIV . . . . .	9		No
10	Did any persons become substantial contributors during the tax year? If "Yes," attach a schedule listing their names and addresses	10		No

Part VII-A

Statements Regarding Activities *(continued)*

11	At any time during the year, did the foundation, directly or indirectly, own a controlled entity within the meaning of section 512(b)(13)? If "Yes," attach schedule (see instructions).	11		No
12	Did the foundation make a distribution to a donor advised fund over which the foundation or a disqualified person had advisory privileges? If "Yes," attach statement (see instructions)	12		No
13	Did the foundation comply with the public inspection requirements for its annual returns and exemption application?	13	Yes	
Website address ▶N/A				
14	The books are in care of ▶DEBRA TAWNEY STROH Telephone no ▶(206) 282-1001 Located at ▶201 TERRY AVENUE NORTH SUITE A SEATTLE WA ZIP +4 ▶98109			
15	Section 4947(a)(1) nonexempt charitable trusts filing Form 990-PF in lieu of <b>Form 1041</b> —Check here . . . . . ▶ <input type="checkbox"/> and enter the amount of tax-exempt interest received or accrued during the year . . . . . ▶	15		
16	At any time during calendar year 2012, did the foundation have an interest in or a signature or other authority over a bank, securities, or other financial account in a foreign country? . . . . .	16		No
See instructions for exceptions and filing requirements for Form TD F 90-22.1 If "Yes", enter the name of the foreign country ▶				

Part VII-B

Statements Regarding Activities for Which Form 4720 May Be Required

File Form 4720 if any item is checked in the "Yes" column, unless an exception applies.			Yes	No
1a	During the year did the foundation (either directly or indirectly) (1) Engage in the sale or exchange, or leasing of property with a disqualified person? <input type="checkbox"/> Yes <input checked="" type="checkbox"/> No (2) Borrow money from, lend money to, or otherwise extend credit to (or accept it from) a disqualified person?. . . . . <input type="checkbox"/> Yes <input checked="" type="checkbox"/> No (3) Furnish goods, services, or facilities to (or accept them from) a disqualified person? <input type="checkbox"/> Yes <input checked="" type="checkbox"/> No (4) Pay compensation to, or pay or reimburse the expenses of, a disqualified person? <input type="checkbox"/> Yes <input checked="" type="checkbox"/> No (5) Transfer any income or assets to a disqualified person (or make any of either available for the benefit or use of a disqualified person)?. . . . . <input type="checkbox"/> Yes <input checked="" type="checkbox"/> No (6) Agree to pay money or property to a government official? ( <b>Exception.</b> Check "No" if the foundation agreed to make a grant to or to employ the official for a period after termination of government service, if terminating within 90 days ). . . . . <input type="checkbox"/> Yes <input checked="" type="checkbox"/> No			
b	If any answer is "Yes" to 1a(1)–(6), did <b>any</b> of the acts fail to qualify under the exceptions described in Regulations section 53.4941(d)-3 or in a current notice regarding disaster assistance (see page 20 of the instructions)?. . . Organizations relying on a current notice regarding disaster assistance check here. . . . . ▶ <input type="checkbox"/>	1b		
c	Did the foundation engage in a prior year in any of the acts described in 1a, other than excepted acts, that were not corrected before the first day of the tax year beginning in 2012?. . . . .	1c		No
2	Taxes on failure to distribute income (section 4942) (does not apply for years the foundation was a private operating foundation defined in section 4942(j)(3) or 4942(j)(5))			
a	At the end of tax year 2012, did the foundation have any undistributed income (lines 6d and 6e, Part XIII) for tax year(s) beginning before 2012?. . . . . <input type="checkbox"/> Yes <input checked="" type="checkbox"/> No If "Yes," list the years ▶ 20____, 20____, 20____, 20____			
b	Are there any years listed in 2a for which the foundation is <b>not</b> applying the provisions of section 4942(a)(2) (relating to incorrect valuation of assets) to the year's undistributed income? (If applying section 4942(a)(2) to <b>all</b> years listed, answer "No" and attach statement—see instructions ). . . . .	2b		
c	If the provisions of section 4942(a)(2) are being applied to <b>any</b> of the years listed in 2a, list the years here ▶ 20____, 20____, 20____, 20____			
3a	Did the foundation hold more than a 2% direct or indirect interest in any business enterprise at any time during the year?. . . . . <input type="checkbox"/> Yes <input checked="" type="checkbox"/> No			
b	If "Yes," did it have excess business holdings in 2012 as a result of (1) any purchase by the foundation or disqualified persons after May 26, 1969, (2) the lapse of the 5-year period (or longer period approved by the Commissioner under section 4943(c)(7)) to dispose of holdings acquired by gift or bequest, or (3) the lapse of the 10-, 15-, or 20-year first phase holding period? ( <i>Use Schedule C, Form 4720, to determine if the foundation had excess business holdings in 2012.</i> ). . . . .	3b		
4a	Did the foundation invest during the year any amount in a manner that would jeopardize its charitable purposes?	4a		No
b	Did the foundation make any investment in a prior year (but after December 31, 1969) that could jeopardize its charitable purpose that had not been removed from jeopardy before the first day of the tax year beginning in 2012?	4b		No

Part VII-B

Statements Regarding Activities for Which Form 4720 May Be Required (continued)

5a	During the year did the foundation pay or incur any amount to			
	(1) Carry on propaganda, or otherwise attempt to influence legislation (section 4945(e))?	<input type="checkbox"/> Yes	<input checked="" type="checkbox"/> No	
	(2) Influence the outcome of any specific public election (see section 4955), or to carry on, directly or indirectly, any voter registration drive?	<input type="checkbox"/> Yes	<input checked="" type="checkbox"/> No	
	(3) Provide a grant to an individual for travel, study, or other similar purposes?	<input type="checkbox"/> Yes	<input checked="" type="checkbox"/> No	
	(4) Provide a grant to an organization other than a charitable, etc , organization described in section 509(a)(1 ), (2), or (3), or section 4940(d)(2)? (see instructions).	<input type="checkbox"/> Yes	<input checked="" type="checkbox"/> No	
	(5) Provide for any purpose other than religious, charitable, scientific, literary, or educational purposes, or for the prevention of cruelty to children or animals?	<input type="checkbox"/> Yes	<input checked="" type="checkbox"/> No	
b	If any answer is "Yes" to 5a(1)–(5), did <b>any</b> of the transactions fail to qualify under the exceptions described in Regulations section 53.4945 or in a current notice regarding disaster assistance (see instructions)?	5b		
	Organizations relying on a current notice regarding disaster assistance check here.			
c	If the answer is "Yes" to question 5a(4), does the foundation claim exemption from the tax because it maintained expenditure responsibility for the grant?			
	If "Yes," attach the statement required by Regulations section 53.4945–5(d).			
6a	Did the foundation, during the year, receive any funds, directly or indirectly, to pay premiums on a personal benefit contract?			
b	Did the foundation, during the year, pay premiums, directly or indirectly, on a personal benefit contract?	6b		No
	If "Yes" to 6b, file Form 8870.			
7a	At any time during the tax year, was the foundation a party to a prohibited tax shelter transaction?			
	If yes, did the foundation receive any proceeds or have any net income attributable to the transaction?	7b		

Part VIII

Information About Officers, Directors, Trustees, Foundation Managers, Highly Paid Employees, and Contractors

1 List all officers, directors, trustees, foundation managers and their compensation (see instructions).				
(a) Name and address	(b) Title, and average hours per week devoted to position	(c) Compensation (If not paid, enter -0-)	(d) Contributions to employee benefit plans and deferred compensation	(e) Expense account, other allowances
MARY KAY MCCAWE 201 TERRY AVENUE NORTH SUITE A SEATTLE, WA 98109	PRESIDENT & 10 00	0	0	0
DEBRA TAWNEY STROH 201 TERRY AVENUE NORTH SUITE A SEATTLE, WA 98109	VICE PRESIDE 10 00	0	0	0
JOSEPH D WEINSTEIN 1201 THIRD AVENUE 2200 SEATTLE, WA 98101	SECRETARY 10 00	0	0	0
2 Compensation of five highest-paid employees (other than those included on line 1—see instructions). If none, enter "NONE."				
(a) Name and address of each employee paid more than \$50,000	(b) Title, and average hours per week devoted to position	(c) Compensation	(d) Contributions to employee benefit plans and deferred compensation	(e) Expense account, other allowances
NONE				
Total number of other employees paid over \$50,000.				

Part VIII

Information About Officers, Directors, Trustees, Foundation Managers, Highly Paid Employees, and Contractors (continued)

3 Five highest-paid independent contractors for professional services (see instructions). If none, enter "NONE".		
(a) Name and address of each person paid more than \$50,000	(b) Type of service	(c) Compensation
NORTHERN TRUST BANK	INVESTMENT MGRS	92,989
1414 4TH AVENUE SEATTLE, WA 98101		
Total number of others receiving over \$50,000 for professional services. . . . .		

Part IX-A Summary of Direct Charitable Activities	
List the foundation's four largest direct charitable activities during the tax year. Include relevant statistical information such as the number of organizations and other beneficiaries served, conferences convened, research papers produced, etc.	Expenses
1	
2	
3	
4	

Part IX-B Summary of Program-Related Investments (see instructions)	
Describe the two largest program-related investments made by the foundation during the tax year on lines 1 and 2	Amount
1 N/A	
2	
All other program-related investments. See page 24 of the instructions.	
3	
Total. Add lines 1 through 3. . . . .	



Part X

Minimum Investment Return (All domestic foundations must complete this part. Foreign foundations, see instructions.)

1	Fair market value of assets not used (or held for use) directly in carrying out charitable, etc , purposes		
a	Average monthly fair market value of securities. . . . .	1a	26,200,566
b	Average of monthly cash balances. . . . .	1b	1,228,653
c	Fair market value of all other assets (see instructions). . . . .	1c	0
d	Total (add lines 1a, b, and c). . . . .	1d	27,429,219
e	Reduction claimed for blockage or other factors reported on lines 1a and 1c (attach detailed explanation). . . . .	1e	
2	Acquisition indebtedness applicable to line 1 assets. . . . .	2	
3	Subtract line 2 from line 1d. . . . .	3	27,429,219
4	Cash deemed held for charitable activities Enter 1 1/2% of line 3 (for greater amount, see instructions). . . . .	4	411,438
5	Net value of noncharitable-use assets. Subtract line 4 from line 3 Enter here and on Part V, line 4	5	27,017,781
6	Minimum investment return. Enter 5% of line 5. . . . .	6	1,350,889

Part XI

Distributable Amount (see instructions) (Section 4942(j)(3) and (j)(5) private operating foundations and certain foreign organizations check here ☐ and do not complete this part.)

1	Minimum investment return from Part X, line 6. . . . .	1	1,350,889
2a	Tax on investment income for 2012 from Part VI, line 5. . . . .	2a	14,241
b	Income tax for 2012 (This does not include the tax from Part VI ). . . . .	2b	
c	Add lines 2a and 2b. . . . .	2c	14,241
3	Distributable amount before adjustments Subtract line 2c from line 1. . . . .	3	1,336,648
4	Recoveries of amounts treated as qualifying distributions. . . . .	4	
5	Add lines 3 and 4. . . . .	5	1,336,648
6	Deduction from distributable amount (see instructions). . . . .	6	
7	Distributable amount as adjusted Subtract line 6 from line 5 Enter here and on Part XIII, line 1. . . . .	7	1,336,648

Part XII

Qualifying Distributions (see instructions)

1	Amounts paid (including administrative expenses) to accomplish charitable, etc , purposes		
a	Expenses, contributions, gifts, etc —total from Part I, column (d), line 26. . . . .	1a	1,426,425
b	Program-related investments—total from Part IX-B. . . . .	1b	
2	Amounts paid to acquire assets used (or held for use) directly in carrying out charitable, etc , purposes. . . . .	2	
3	Amounts set aside for specific charitable projects that satisfy the		
a	Suitability test (prior IRS approval required). . . . .	3a	
b	Cash distribution test (attach the required schedule). . . . .	3b	
4	Qualifying distributions. Add lines 1a through 3b Enter here and on Part V, line 8, and Part XIII, line 4	4	1,426,425
5	Foundations that qualify under section 4940(e) for the reduced rate of tax on net investment income Enter 1% of Part I, line 27b (see instructions). . . . .	5	14,241
6	Adjusted qualifying distributions. Subtract line 5 from line 4. . . . .	6	1,412,184
Note: The amount on line 6 will be used in Part V, column (b), in subsequent years when calculating whether the foundation qualifies for the section 4940(e) reduction of tax in those years			

Part XIII

Undistributed Income (see instructions)

	(a) Corpus	(b) Years prior to 2011	(c) 2011	(d) 2012
1 Distributable amount for 2012 from Part XI, line 7				1,336,648
2 Undistributed income, if any, as of the end of 2012				
a Enter amount for 2011 only. . . . .				
b Total for prior years 20____, 20____, 20____				
3 Excess distributions carryover, if any, to 2012				
a From 2007. . . . .				
b From 2008. . . . .				
c From 2009. . . . .				
d From 2010. . . . .				105,910
e From 2011. . . . .				
f Total of lines 3a through e. . . . .	105,910			
4 Qualifying distributions for 2012 from Part XII, line 4 ▶ \$ 1,426,425				
a Applied to 2011, but not more than line 2a				
b Applied to undistributed income of prior years (Election required—see instructions). . . . .				
c Treated as distributions out of corpus (Election required—see instructions). . . . .				
d Applied to 2012 distributable amount. . . . .				1,336,648
e Remaining amount distributed out of corpus	89,777			
5 Excess distributions carryover applied to 2012 (If an amount appears in column (d), the same amount must be shown in column (a).)				
6 Enter the net total of each column as indicated below:				
a Corpus Add lines 3f, 4c, and 4e Subtract line 5	195,687			
b Prior years' undistributed income Subtract line 4b from line 2b. . . . .				
c Enter the amount of prior years' undistributed income for which a notice of deficiency has been issued, or on which the section 4942(a) tax has been previously assessed. . . . .				
d Subtract line 6c from line 6b Taxable amount—see instructions . . . . .				
e Undistributed income for 2011 Subtract line 4a from line 2a Taxable amount—see instructions . . . . .				
f Undistributed income for 2012 Subtract lines 4d and 5 from line 1 This amount must be distributed in 2013. . . . .				0
7 Amounts treated as distributions out of corpus to satisfy requirements imposed by section 170(b)(1)(F) or 4942(g)(3) (see instructions). . . . .				
8 Excess distributions carryover from 2007 not applied on line 5 or line 7 (see instructions). . .				
9 Excess distributions carryover to 2013. Subtract lines 7 and 8 from line 6a. . . . .	195,687			
10 Analysis of line 9				
a Excess from 2008. . . .				
b Excess from 2009. . . .				
c Excess from 2010. . . .				105,910
d Excess from 2011. . . .				
e Excess from 2012. . . .				89,777

Part XIVPrivate Operating Foundations (see instructions and Part VII-A, question 9)

1a

If the foundation has received a ruling or determination letter that it is a private operating foundation, and the ruling is effective for 2012, enter the date of the ruling.

b

Check box to indicate whether the organization is a private operating foundation described in section 4942(j)(3) or 4942(j)(5)

☐ 4942(j)(3) or ☐ 4942(j)(5)

2a	Enter the lesser of the adjusted net income from Part I or the minimum investment return from Part X for each year listed.	Tax year	Prior 3 years			(e) Total
		(a) 2012	(b) 2011	(c) 2010	(d) 2009	
b	85% of line 2a					
c	Qualifying distributions from Part XII, line 4 for each year listed.					
d	Amounts included in line 2c not used directly for active conduct of exempt activities.					
e	Qualifying distributions made directly for active conduct of exempt activities. Subtract line 2d from line 2c.					
3	Complete 3a, b, or c for the alternative test relied upon					
a	"Assets" alternative test—enter					
	(1) Value of all assets					
	(2) Value of assets qualifying under section 4942(j)(3)(B)(i)					
b	"Endowment" alternative test— enter 2/3 of minimum investment return shown in Part X, line 6 for each year listed.					
c	"Support" alternative test—enter					
	(1) Total support other than gross investment income (interest, dividends, rents, payments on securities loans (section 512(a)(5)), or royalties).					
	(2) Support from general public and 5 or more exempt organizations as provided in section 4942(j)(3)(B)(iii).					
	(3) Largest amount of support from an exempt organization					
	(4) Gross investment income					

Part XVSupplementary Information (Complete this part only if the organization had \$5,000 or more in assets at any time during the year—see instructions.)

1

Information Regarding Foundation Managers:

a

List any managers of the foundation who have contributed more than 2% of the total contributions received by the foundation before the close of any tax year (but only if they have contributed more than \$5,000) (See section 507(d)(2) )

b

List any managers of the foundation who own 10% or more of the stock of a corporation (or an equally large portion of the ownership of a partnership or other entity) of which the foundation has a 10% or greater interest

2

Information Regarding Contribution, Grant, Gift, Loan, Scholarship, etc., Programs:

Check here ☒ if the foundation only makes contributions to preselected charitable organizations and does not accept unsolicited requests for funds. If the foundation makes gifts, grants, etc. (see instructions) to individuals or organizations under other conditions, complete items 2a, b, c, and d.

a

The name, address, and telephone number of the person to whom applications should be addressed

b

The form in which applications should be submitted and information and materials they should include

c

Any submission deadlines

d

Any restrictions or limitations on awards, such as by geographical areas, charitable fields, kinds of institutions, or other factors

Part XV

Supplementary Information (continued)

3 Grants and Contributions Paid During the Year or Approved for Future Payment

Recipient	If recipient is an individual, show any relationship to any foundation manager or substantial contributor	Foundation status of recipient	Purpose of grant or contribution	Amount
Name and address (home or business)				
a Paid during the year See Additional Data Table				
Total . . . . .			3a	1,422,818
b Approved for future payment				
Total . . . . .			3b	

Enter gross amounts unless otherwise indicated	Unrelated business income		Excluded by section 512, 513, or 514		(e) Related or exempt function income (See instructions )
	(a) Business code	(b) Amount	(c) Exclusion code	(d) Amount	
<b>1</b> Program service revenue					
<b>a</b> _____					
<b>b</b> _____					
<b>c</b> _____					
<b>d</b> _____					
<b>e</b> _____					
<b>f</b> _____					
<b>g</b> Fees and contracts from government agencies					
<b>2</b> Membership dues and assessments. . . . .					
<b>3</b> Interest on savings and temporary cash investments			14	336,710	
<b>4</b> Dividends and interest from securities. . . . .			14	392,554	
<b>5</b> Net rental income or (loss) from real estate					
<b>a</b> Debt-financed property. . . . .					
<b>b</b> Not debt-financed property. . . . .					
<b>6</b> Net rental income or (loss) from personal property					
<b>7</b> Other investment income. . . . .					
<b>8</b> Gain or (loss) from sales of assets other than inventory			18	794,967	
<b>9</b> Net income or (loss) from special events					
<b>10</b> Gross profit or (loss) from sales of inventory. . . . .					
FEDERAL EXCISE TAX					8,700
<b>11</b> Other revenue <b>a</b> REFUND _____					
<b>b</b> _____					
<b>c</b> _____					
<b>d</b> _____					
<b>e</b> _____					
<b>12</b> Subtotal Add columns (b), (d), and (e). . . . .				1,524,231	8,700
<b>13 Total.</b> Add line 12, columns (b), (d), and (e). . . . .					1,532,931

[illegible]



Form 990PF Part IV - Capital Gains and Losses for Tax on Investment Income - Columns a - d

(a) List and describe the kind(s) of property sold (e g , real estate, 2-story brick warehouse, or common stock, 200 shs MLC Co )	(b) How acquired P—Purchase D—Donation	(c) Date acquired (mo , day, yr )	(d) Date sold (mo , day, yr )
REORG/EATON CORP STOCK MERGER EATON	P	2011-04-01	2012-07-30
ABBOTT LAB COM	P	2005-02-04	2012-11-16
AMERICAN WTR WKS CO INC NEW COM	P	2012-01-31	2012-07-30
AUTODESK INC COM	P	2011-05-23	2012-09-18
BHP BILLITON FIN 5 5% DUE 04-01-2014	P	2009-04-02	2012-05-03
COCA COLA CO COM	P	2011-08-30	2012-07-30
DU PONT E I DE NEMOURS & CO COM STK	P	2010-04-26	2012-02-06
FRKLN RES INC COM	P	2011-07-07	2012-07-30
GNMA POOL 782520 5 5% 12-15-2038 BE	P	2011-08-10	2012-04-16
GRAINGER W W INC COM	P	2010-09-13	2012-04-26
HOME DEPOT INC COM	P	2012-03-02	2012-07-30
JOHNSON CTL INC COM	P	2009-09-10	2012-07-30
NIKE INC CL B	P	2009-12-08	2012-07-30
PHILLIPS 66 COM	P	2012-03-02	2012-05-07
PROCTER & GAMBLE COM NPV	P	2010-04-08	2012-07-30
SIMON PROPERTY GROUP INC COM	P	2010-11-03	2012-10-12
UNITED STATES OF AMER TREAS NOTES NT	P	2012-03-29	2012-09-12
UNITED STATES TREAS NTS 2 DUE	P	2011-12-20	2012-05-31
UNITED STATES TREAS NTS DTD 00310 3	P	2010-10-19	2012-09-13
UNITED STATES TREAS NTS NT 2 625 DUE	P	2009-08-18	2012-09-28
UNITED TECHNOLOGIES CORP COM	P	2012-03-02	2012-07-30
US TREAS NTS DTD 00363 2 125 DUE	P	2011-12-20	2012-07-12
VERIZON COMMUNICATIONS COM	P	2012-03-02	2012-07-30
WHOLE FOODS MKT INC COM	P	2012-03-02	2012-04-26
REORG/EATON CORP STOCK MERGER EATON	P	2011-03-30	2012-12-03
ADR BHP BILLITON LTD SPONSORED ADR	P	2012-03-02	2012-07-30
AMERICAN WTR WKS CO INC NEW COM	P	2012-03-02	2012-07-30
AUTODESK INC COM	P	2011-05-23	2012-09-19
BK NOVA SCOTIA B C 2 55% DUE 01-12-2	P	2012-01-05	2012-07-17
COLGATE-PALMOLIVE CO MTN BOOTRANCHE	P	2011-11-03	2012-08-16

Form 990PF Part IV - Capital Gains and Losses for Tax on Investment Income - Columns a - d

(a) List and describe the kind(s) of property sold (e g , real estate, 2-story brick warehouse, or common stock, 200 shs MLC Co )	(b) How acquired P—Purchase D—Donation	(c) Date acquired (mo , day, yr )	(d) Date sold (mo , day, yr )
DU PONT E I DE NEMOURS & CO COM STK	P	2012-03-02	2012-07-30
GENERAL ELEC CO 5% DUE 02-01-2013	P	2006-01-19	2012-03-14
GNMA POOL 782520 5 5% 12-15-2038 BE	P	2011-08-10	2012-05-15
GRAINGER W W INC COM	P	2010-09-13	2012-04-27
HOME DEPOT INC COM	P	2012-02-06	2012-07-30
JPMORGAN CHASE & 3 45% DUE 03-01-201	P	2011-02-17	2012-12-07
NOBLE ENERGY INC COM	P	2009-04-16	2012-07-30
PHILLIPS 66 COM	P	2010-11-19	2012-05-07
PROCTER & GAMBLE COM NPV	P	2006-01-18	2012-12-04
SPECTRA ENERGY CORP COM STK	P	2008-08-13	2012-03-01
UNITED STATES OF AMER TREAS NOTES NT	P	2011-08-01	2012-09-12
UNITED STATES TREAS NTS 2 DUE	P	2011-12-21	2012-05-31
UNITED STATES TREAS NTS DTD 00424 1%	P	2012-10-12	2012-11-15
UNITED STATES TREAS NTS T-NT 1 75% D	P	2009-08-18	2012-02-22
UNITED TECHNOLOGIES CORP COM	P	2006-02-03	2012-07-30
US TREAS NTS DTD 00363 2 125 DUE	P	2011-10-20	2012-08-30
WAL-MART STORES 3 625% DUE 07-08-202	P	2010-06-30	2012-10-12
WHOLE FOODS MKT INC COM	P	2011-02-02	2012-04-26
REORG/EATON CORP STOCK MERGER EATON	P	2011-03-25	2012-12-03
ADR BHP BILLITON LTD SPONSORED ADR	P	2010-02-22	2012-07-30
AMERN EXPRESS CR CORP MEDIUM TERM NT	P	2011-09-14	2012-08-22
AUTODESK INC COM	P	2012-03-02	2012-09-19
BK NY INC MEDIUM TERM SR NTS BOO	P	2011-07-21	2012-04-05
CONOCOPHILLIPS COM	P	2012-03-02	2012-07-30
DU PONT E I DE NEMOURS & CO COM STK	P	2010-03-23	2012-07-30
GENERAL ELEC CO 5% DUE 02-01-2013	P	2008-01-31	2012-03-14
GNMA POOL 782520 5 5% 12-15-2038 BE	P	2011-08-10	2012-06-15
GRAINGER W W INC COM	P	2010-09-13	2012-07-30
INTEL CORP 3 3 DUE 10-01-2021	P	2011-09-14	2012-06-26
JPMORGAN CHASE & CO COM	P	2008-04-04	2012-07-30



Form 990PF Part IV - Capital Gains and Losses for Tax on Investment Income - Columns a - d

(a) List and describe the kind(s) of property sold (e g , real estate, 2-story brick warehouse, or common stock, 200 shs MLC Co )	(b) How acquired P—Purchase D—Donation	(c) Date acquired (mo , day, yr )	(d) Date sold (mo , day, yr )
NORFOLK SOUTHN CORP COM	P	2012-03-02	2012-07-30
PNC FDG CORP 2 7% DUE 09-19-2016	P	2011-09-14	2012-10-26
PROCTER & GAMBLE COM NPV	P	2010-04-08	2012-12-04
SPECTRA ENERGY CORP COM STK	P	2008-08-13	2012-03-02
UNITED STATES TREAS NTS 625 DUE	P	2011-03-22	2012-03-06
UNITED STATES TREAS NTS 2 125 DUE	P	2011-01-21	2012-09-12
UNITED STATES TREAS NTS DTD 06/30/20	P	2012-07-05	2012-09-28
UNITED STATES TREAS NTS T-NT 1 75% D	P	2009-08-18	2012-03-06
UNITEDHEALTH GROUP 1 875% DUE 11-15-	P	2011-11-07	2012-12-10
US TREAS NTS DTD 00363 2 125 DUE	P	2011-12-20	2012-08-30
WAL-MART STORES INC COM	P	2008-09-04	2012-07-30
WHOLE FOODS MKT INC COM	P	2011-02-02	2012-04-27
REORG/EATON CORP STOCK MERGER EATON	P	2012-03-02	2012-12-03
ADR NOVARTIS AG	P	2010-02-04	2012-01-23
AMGEN INC 2 3% DUE 06-15-2016	P	2011-06-28	2012-07-27
AUTOMATIC DATA PROCESSING INC COM	P	2012-01-18	2012-07-30
BLACKROCK INC 1 375% DUE 06-01-2015	P	2012-05-22	2012-12-12
CONOCOPHILLIPS COM	P	2010-11-19	2012-07-30
E I DU PONT DE 4 25 DUE 04-01-2021	P	2011-03-22	2012-10-26
GENERAL ELEC CO 5% DUE 02-01-2013	P	2009-01-23	2012-03-14
GNMA POOL 782520 5 5% 12-15-2038 BE	P	2011-08-10	2012-07-16
GRAINGER W W INC COM	P	2010-09-09	2012-12-12
INTEL CORP COM	P	2012-05-07	2012-07-30
LOWES COS INC 3 75% DUE 04-15-2021	P	2010-11-17	2012-10-26
NORFOLK SOUTHN CORP COM	P	2011-08-10	2012-07-30
PRAXAIR INC 2 45 DUE 02-15-2022	P	2012-02-01	2012-12-06
QUALCOMM INC COM	P	2012-03-02	2012-07-30
SPECTRA ENERGY CORP COM STK	P	2008-08-13	2012-03-05
UNITED STATES TREAS NTS 625 DUE	P	2011-03-22	2012-11-02
UNITED STATES TREAS NTS 2 625 DUE	P	2010-11-19	2012-01-13

Form 990PF Part IV - Capital Gains and Losses for Tax on Investment Income - Columns a - d

(a) List and describe the kind(s) of property sold (e g , real estate, 2-story brick warehouse, or common stock, 200 shs MLC Co )	(b) How acquired P—Purchase D—Donation	(c) Date acquired (mo , day, yr )	(d) Date sold (mo , day, yr )
UNITED STATES TREAS NTS DTD 06/30/20	P	2012-07-20	2012-09-28
UNITED STATES TREAS NTS T-NT 1 75% D	P	2012-03-16	2012-07-16
UNITEDHEALTH GROUP INC COM	P	2012-03-02	2012-04-26
US TREAS NTS DTD 02/28/2011 2 125 DU	P	2011-03-11	2012-09-05
WAL-MART STORES INC COM	P	2012-03-02	2012-08-01
WHOLE FOODS MKT INC COM	P	2010-06-02	2012-04-27
REORG/EATON CORP STOCK MERGER EATON	P	2011-03-31	2012-12-03
AIR PRODS & CHEMS 3 DUE 11-03-2021	P	2011-10-31	2012-03-07
AMGEN INC 2 3% DUE 06-15-2016	P	2011-06-28	2012-07-27
AUTOMATIC DATA PROCESSING INC COM	P	2012-01-17	2012-09-18
BNP PARIBAS /BNP 3 6% DUE 02-23-201	P	2011-02-18	2012-08-08
CONOCOPHILLIPS COM	P	2010-11-19	2012-10-12
EMC CORP COM	P	2012-03-02	2012-07-30
GENERAL ELECTRIC CO	P	2006-02-03	2012-07-30
GNMA POOL 782520 5 5% 12-15-2038 BE	P	2011-08-10	2012-08-15
GRAINGER W W INC COM	P	2010-09-13	2012-12-12
INTERCONTINENTALEXCHANGE INC COM	P	2012-06-07	2012-07-30
MCDONALDS CORP	P	2011-09-27	2012-06-01
NUCOR CORP 4 125% DUE 09-15-2022	P	2010-09-16	2012-05-09
PRECISION CASTPARTS CORP COM	P	2011-10-24	2012-07-30
QUALCOMM INC COM	P	2012-01-17	2012-07-30
SPECTRA ENERGY CORP COM STK	P	2008-08-13	2012-03-06
UNITED STATES TREAS NTS 625 DUE	P	2012-04-10	2012-11-02
UNITED STATES TREAS NTS BONDS 1 375%	P	2011-08-01	2012-01-06
UNITED STATES TREAS NTS DTD 08/15/20	P	2012-10-10	2012-12-05
UNITED STATES TREAS NTS T-NT 1 75% D	P	2012-04-10	2012-07-16
UNITEDHEALTH GROUP INC COM	P	2009-12-15	2012-04-26
US TREAS NTS NT 1 5 DUE 07-15-2012 B	P	2011-08-01	2012-06-20
WAL-MART STORES INC COM	P	2008-10-06	2012-08-01
WHOLE FOODS MKT INC COM	P	2010-06-02	2012-07-30

Form 990PF Part IV - Capital Gains and Losses for Tax on Investment Income - Columns a - d

(a) List and describe the kind(s) of property sold (e g , real estate, 2-story brick warehouse, or common stock, 200 shs MLC Co )	(b) How acquired P—Purchase D—Donation	(c) Date acquired (mo , day, yr )	(d) Date sold (mo , day, yr )
REORG/EATON CORP STOCK MERGER EATON	P	2011-03-29	2012-12-03
AIR PRODS & CHEMS 3 DUE 11-03-2021	P	2011-10-31	2012-10-26
AMGEN INC 2 3% DUE 06-15-2016	P	2011-06-28	2012-07-27
AUTOMATIC DATA PROCESSING INC COM	P	2012-01-18	2012-09-18
BP CAP MKTS P L C 3 245 DUE 05-06-20	P	2012-05-02	2012-06-27
COSTCO WHOLESALE CORP NEW COM	P	2012-03-02	2012-07-30
EMC CORP COM	P	2010-07-15	2012-07-30
GLAXOSMITHKLINE 2 85 DUE 05-08-2022	P	2012-05-02	2012-10-26
GNMA POOL 782520 5 5% 12-15-2038 BE	P	2011-08-10	2012-09-17
GRAINGER W W INC COM	P	2010-09-10	2012-12-12
INTERNATIONAL BUSINESS MACHS CORP CO	P	2008-04-25	2012-01-13
MCDONALDS CORP COM	P	2011-09-22	2012-07-30
NUCOR CORP 4 125% DUE 09-15-2022	P	2010-09-16	2012-05-09
PRIN LIFE INC FUNDINGS TRS SECD TRAN	P	2007-12-07	2012-01-10
ROYAL BK CDA GLOBAL MEDIUM TERM SR B	P	2012-03-07	2012-08-21
SPECTRA ENERGY CORP COM STK	P	2008-08-13	2012-07-30
UNITED STATES TREAS NTS 625 DUE	P	2011-03-22	2012-11-15
UNITED STATES TREAS NTS DTD 00178 3	P	2007-12-11	2012-10-04
UNITED STATES TREAS NTS DTD 10-15-20	P	2011-11-01	2012-02-06
UNITED STATES TREAS NTS T-NT 1 75% D	P	2009-08-18	2012-07-16
UNITEDHEALTH GROUP INC COM	P	2010-02-04	2012-04-26
US TREAS NTS NT 1 5 DUE 07-15-2012 B	P	2011-08-01	2012-07-05
WAL-MART STORES INC COM	P	2008-09-04	2012-08-01
WHOLE FOODS MKT INC COM	P	2010-06-02	2012-12-12
REORG/EATON CORP STOCK MERGER EATON	P	2011-03-28	2012-12-03
ALTERA CORP COM	P	2012-03-02	2012-05-07
AMGEN INC COM	P	2012-01-25	2012-07-30
AUTOMATIC DATA PROCESSING INC COM	P	2012-01-17	2012-09-19
BRISTOL MYERS SQUIBB CO COM	P	2012-03-02	2012-07-30
COSTCO WHOLESALE CORP NEW COM	P	2011-02-02	2012-07-30

Form 990PF Part IV - Capital Gains and Losses for Tax on Investment Income - Columns a - d

(a) List and describe the kind(s) of property sold (e g , real estate, 2-story brick warehouse, or common stock, 200 shs MLC Co )	(b) How acquired P—Purchase D—Donation	(c) Date acquired (mo , day, yr )	(d) Date sold (mo , day, yr )
EXPRESS SCRIPTS HLDG CO COM	P	2012-06-20	2012-07-30
GNMA POOL 005228 3 5% 11-20-2026 BE	P	2012-06-07	2012-07-20
GNMA POOL 782520 5 5% 12-15-2038 BE	P	2011-08-10	2012-10-15
H J HEINZ	P	2012-03-02	2012-07-30
INTERNATIONAL BUSINESS MACHS CORP CO	P	2008-06-13	2012-01-13
MCDONALDS CORP COM	P	2012-03-02	2012-07-30
NUCOR CORP COM	P	2012-02-06	2012-07-30
PRINCIPAL FINL GROUP INC COM STK	P	2010-05-07	2012-06-05
ROYAL BK SCOTLAND 4 875% DUE 03-16-2	P	2012-03-06	2012-09-18
TARGET CORP 2 9% DUE 01-15-2022	P	2012-01-09	2012-07-02
UNITED STATES TREAS NTS 625 DUE	P	2011-03-22	2012-11-28
UNITED STATES TREAS NTS DTD 00223 1	P	2011-08-01	2012-02-14
UNITED STATES TREAS NTS DTD 10-15-20	P	2011-11-01	2012-07-11
UNITED STATES TREAS NTS T-NT 1 875%	P	2011-08-01	2012-06-12
UNITEDHEALTH GROUP INC COM	P	2009-12-15	2012-04-27
US TREAS NTS NT 1 5 DUE 07-15-2012 B	P	2012-04-10	2012-07-05
WALGREEN CO NT 5 25 DUE 01-15-2019 R	P	2012-03-28	2012-07-19
WHOLE FOODS MKT INC COM	P	2010-06-02	2012-12-13
REORG/EATON CORP STOCK MERGER EATON	P	2011-04-01	2012-12-03
ALTERA CORP COM	P	2009-03-20	2012-05-07
AMGEN INC COM	P	2012-01-23	2012-11-16
AUTOMATIC DATA PROCESSING INC COM	P	2012-01-13	2012-09-19
BRISTOL MYERS SQUIBB CO COM	P	2011-11-08	2012-07-30
COVIDIEN PLC USD0 20(POST CONSLDTN)	P	2008-09-30	2012-07-30
EXXON MOBIL CORP COM	P	2006-06-01	2012-07-30
GNMA POOL 005228 3 5% 11-20-2026 BE	P	2012-06-07	2012-08-20
GNMA POOL 782520 5 5% 12-15-2038 BE	P	2011-08-10	2012-11-15
H J HEINZ	P	2010-08-20	2012-07-30
INTERNATIONAL BUSINESS MACHS CORP CO	P	2012-03-02	2012-07-30
MCKESSON CORP	P	2009-12-08	2012-01-23

Form 990PF Part IV - Capital Gains and Losses for Tax on Investment Income - Columns a - d

(a) List and describe the kind(s) of property sold (e g , real estate, 2-story brick warehouse, or common stock, 200 shs MLC Co )	(b) How acquired P—Purchase D—Donation	(c) Date acquired (mo , day, yr )	(d) Date sold (mo , day, yr )
OCCIDENTAL PETE 1 75% DUE 02-15-2017	P	2011-08-15	2012-06-26
PRINCIPAL FINL GROUP INC COM STK	P	2010-12-03	2012-06-05
SALESFORCE COM INC COM STK	P	2010-06-11	2012-01-13
TOTAL CAPITAL INTL SA 1 5 DUE	P	2012-04-02	2012-06-13
UNITED STATES TREAS NTS 875 DUE	P	2011-12-20	2012-04-10
UNITED STATES TREAS NTS DTD 00223 1	P	2011-08-01	2012-02-17
UNITED STATES TREAS NTS DTD 12/31/20	P	2012-01-12	2012-04-02
UNITED STATES TREAS NTS T-NT 1 875%	P	2012-04-10	2012-06-12
UNITEDHEALTH GROUP INC COM	P	2009-12-15	2012-06-20
UTD STATES TREAS 2% DUE 04-30-2016	P	2011-05-20	2012-01-19
WALGREEN CO NT 5 25 DUE 01-15-2019 R	P	2012-03-28	2012-07-19
WHOLE FOODS MKT INC COM	P	2010-06-02	2012-12-14
3M CO 1 375 DUE 09-29-2016	P	2011-09-26	2012-07-27
ALTERA CORP COM	P	2009-03-20	2012-05-08
AMGEN INC COM	P	2012-01-24	2012-11-16
AUTOMATIC DATA PROCESSING INC COM	P	2012-03-02	2012-09-20
CATERPILLAR FINL SVCS CORP MEDIUM TE	P	2012-05-22	2012-11-08
CR SUISSE 1ST BSTN 4 875% DUE 01-15-	P	2011-10-24	2012-10-10
EXXON MOBIL CORP COM	P	2007-01-12	2012-07-30
GNMA POOL 005228 3 5% 11-20-2026 BE	P	2012-06-07	2012-09-20
GNMA POOL 782520 5 5% 12-15-2038 BE	P	2011-08-10	2012-12-17
H J HEINZ	P	2010-08-18	2012-08-08
INTERNATIONAL BUSINESS MACHS CORP CO	P	2008-04-25	2012-07-30
MCKESSON CORP	P	2009-12-08	2012-01-24
OCCIDENTAL PETE 2 7% DUE 02-15-2023	P	2012-06-19	2012-09-13
PRINCIPAL FINL GROUP INC COM STK	P	2010-12-03	2012-06-05
SALESFORCE COM INC COM STK	P	2010-07-15	2012-01-13
TOTAL CAPITAL INTL SA 1 5 DUE	P	2012-02-14	2012-06-13
UNITED STATES TREAS NTS 875 DUE	P	2011-12-06	2012-04-10
UNITED STATES TREAS NTS DTD 00223 1	P	2011-08-01	2012-02-28

Form 990PF Part IV - Capital Gains and Losses for Tax on Investment Income - Columns a - d

(a) List and describe the kind(s) of property sold (e g , real estate, 2-story brick warehouse, or common stock, 200 shs MLC Co )	(b) How acquired P—Purchase D—Donation	(c) Date acquired (mo , day, yr )	(d) Date sold (mo , day, yr )
UNITED STATES TREAS NTS DTD 12/31/20	P	2011-01-21	2012-04-10
UNITED STATES TREAS NTS TNOTE 1 DUE	P	2011-09-21	2012-01-25
UNITEDHEALTH GROUP INC COM	P	2009-12-15	2012-06-21
UTD STATES TREAS CPN 25 DUE	P	2012-05-31	2012-09-20
WALT DISNEY CO	P	2012-03-02	2012-07-30
3M CO 1 375 DUE 09-29-2016	P	2011-09-26	2012-07-27
AMAZON COM INC COM	P	2011-11-08	2012-01-26
AMGEN INC COM	P	2012-01-25	2012-11-16
AUTOMATIC DATA PROCESSING INC COM	P	2012-01-13	2012-09-20
CHEVRON CORP COM	P	2007-01-12	2012-07-30
CVS CAREMARK CORP COM STK	P	2012-04-27	2012-07-30
FHLB FEDERAL HOME LOAN BANK 1 125	P	2010-04-09	2012-03-29
GNMA POOL 005228 3 5% 11-20-2026 BE	P	2012-06-07	2012-10-22
GNMA POOL 782520 5 5% 12-15-2038 BE	P	2011-08-10	2012-12-31
H J HEINZ	P	2010-08-20	2012-08-08
JOHNSON & JOHNSON COM USD1	P	2012-03-02	2012-07-30
MCKESSON CORP	P	2009-12-08	2012-01-25
OMNICOM GROUP INC COM	P	2012-03-02	2012-07-30
PRINCIPAL FINL GROUP INC COM STK	P	2010-12-06	2012-06-05
SALESFORCE COM INC COM STK	P	2010-06-11	2012-01-17
TOTAL CAPITAL INTL SA 1 5 DUE	P	2012-04-02	2012-07-27
UNITED STATES TREAS NTS 875 DUE	P	2011-12-20	2012-04-10
UNITED STATES TREAS NTS DTD 00293 7	P	2011-04-13	2012-03-06
UNITED STATES TREAS NTS NT 1% DUE	P	2011-08-23	2012-03-06
UNITED STATES TREAS NTS TNOTE 1 DUE	P	2011-09-20	2012-01-25
UNITEDHEALTH GROUP INC COM	P	2009-12-15	2012-07-30
UTD STATES TREAS ZERO CPN 1 75% DUE	P	2012-07-20	2012-07-27
WALT DISNEY CO	P	2006-06-01	2012-07-30
ABBOTT LAB COM	P	2012-03-02	2012-07-30
AMAZON COM INC COM	P	2009-04-16	2012-01-26

Form 990PF Part IV - Capital Gains and Losses for Tax on Investment Income - Columns a - d

(a) List and describe the kind(s) of property sold (e g , real estate, 2-story brick warehouse, or common stock, 200 shs MLC Co )	(b) How acquired P—Purchase D—Donation	(c) Date acquired (mo , day, yr )	(d) Date sold (mo , day, yr )
APPLE INC COM STK	P	2012-03-02	2012-07-30
BANK OF AMERICA CORP	P	2011-05-10	2012-04-03
CITRIX SYS INC COM	P	2012-03-02	2012-05-07
DANAHER CORP COM	P	2012-03-02	2012-07-30
FHLB FEDERAL HOME LOAN BANK 1 125	P	2010-04-09	2012-05-02
GNMA POOL 005228 3 5% 11-20-2026 BE	P	2012-06-07	2012-11-20
GOOGLE INC CL A CL A	P	2012-01-13	2012-07-30
H J HEINZ	P	2010-08-18	2012-08-09
JOHNSON & JOHNSON COM USD1	P	2006-05-08	2012-07-30
MEDTRONIC INC 2 625% DUE 03-15-2016	P	2011-03-10	2012-02-22
OMNICOM GROUP INC COM	P	2010-12-21	2012-07-30
PRINCIPAL FINL GROUP INC COM STK	P	2010-05-07	2012-06-06
SALESFORCE COM INC COM STK	P	2010-06-11	2012-01-17
TRAVELERS COS INC COM STK	P	2012-03-02	2012-03-12
UNITED STATES TREAS NTS 875 DUE	P	2011-12-06	2012-07-11
UNITED STATES TREAS NTS DTD 00293 7	P	2011-04-13	2012-05-02
UNITED STATES TREAS NTS NT 1% DUE	P	2011-08-23	2012-03-08
UNITED STATES TREAS NTS TNOTE 1 DUE	P	2011-09-20	2012-02-09
US BANCORP	P	2008-04-25	2012-07-30
UTD STATES TREAS ZERO CPN 1 75% DUE	P	2012-07-20	2012-11-15
WALT DISNEY CO	P	2007-01-12	2012-07-30
ABBOTT LAB COM	P	2005-01-18	2012-07-30
AMAZON COM INC COM	P	2009-04-16	2012-02-06
APPLE INC COM STK	P	2009-05-27	2012-07-30
BARCLAYS BK PLC 2 75% DUE 02-23-2015	P	2012-02-15	2012-12-04
CITRIX SYS INC COM	P	2011-04-11	2012-05-07
DOMINION RES INC VA NEW COM	P	2012-03-02	2012-07-30
FHLMC NT 2 125 09-21-2012	P	2009-08-18	2012-03-27
GNMA POOL 005228 3 5% 11-20-2026 BE	P	2012-06-07	2012-12-20
GOOGLE INC CL A CL A	P	2012-03-02	2012-12-04

Form 990PF Part IV - Capital Gains and Losses for Tax on Investment Income - Columns a - d

(a) List and describe the kind(s) of property sold (e g , real estate, 2-story brick warehouse, or common stock, 200 shs MLC Co )	(b) How acquired P—Purchase D—Donation	(c) Date acquired (mo , day, yr )	(d) Date sold (mo , day, yr )
H J HEINZ	P	2010-08-18	2012-08-10
JOHNSON & JOHNSON COM USD1	P	2006-05-08	2012-11-16
MERCK & CO INC NEW 3 875% DUE 01-15-	P	2010-12-08	2012-10-11
ORACLE CORP 5% DUE 07-08-2019	P	2009-07-06	2012-10-17
PRINCIPAL FINL GROUP INC COM STK	P	2012-03-02	2012-06-07
SCHLUMBERGER LTD COM COM	P	2011-02-28	2012-07-30
TRAVELERS COS INC COM STK	P	2009-11-09	2012-03-12
UNITED STATES TREAS NTS 1 375	P	2011-12-20	2012-07-27
UNITED STATES TREAS NTS DTD 00293 7	P	2012-04-10	2012-05-02
UNITED STATES TREAS NTS NT 1% DUE	P	2010-04-30	2012-03-08
UNITED STATES TREAS NTS TNOTE 1 DUE	P	2012-07-20	2012-07-27
US TREAS NTS 1 375 DUE 03-15-2013 RE	P	2011-11-15	2012-11-28
UTD TECHNOLOGIES 4 5% DUE 04-15-2020	P	2010-02-23	2012-08-08
WELLS FARGO & CO NEW COM STK	P	2008-10-06	2012-07-30
ABBOTT LAB COM	P	2005-01-11	2012-07-30
AMAZON COM INC COM	P	2009-04-16	2012-02-07
AT&T INC 3 DUE 02-15-2022	P	2012-02-09	2012-10-26
BECTON DICKINSON & 3 25% DUE 11-12-2	P	2010-11-12	2012-03-08
CITRIX SYS INC COM	P	2010-07-22	2012-05-07
DOMINION RES INC VA NEW COM	P	2010-09-14	2012-07-30
FHLMC NT 2 125 09-21-2012	P	2009-08-18	2012-03-29
GNMA POOL 005228 3 5% 11-20-2026 BE	P	2012-06-07	2012-12-31
GOOGLE INC CL A CL A	P	2012-01-13	2012-12-04
H J HEINZ	P	2010-08-19	2012-08-10
JOHNSON & JOHNSON COM USD1	P	2006-02-03	2012-11-16
NATIONAL OILWELL VARCO COM STK	P	2007-03-01	2012-07-30
ORACLE CORP COM	P	2012-03-02	2012-07-30
PRINCIPAL FINL GROUP INC COM STK	P	2010-05-07	2012-06-07
SIMON PROPERTY GROUP INC COM	P	2012-03-02	2012-07-30
TRAVELERS COS INC COM STK	P	2009-11-09	2012-03-13



Form 990PF Part IV - Capital Gains and Losses for Tax on Investment Income - Columns a - d

(a) List and describe the kind(s) of property sold (e g , real estate, 2-story brick warehouse, or common stock, 200 shs MLC Co )	(b) How acquired P—Purchase D—Donation	(c) Date acquired (mo , day, yr )	(d) Date sold (mo , day, yr )
UNITED STATES TREAS NTS 2 DUE	P	2011-12-15	2012-02-01
UNITED STATES TREAS NTS DTD 00306 2	P	2010-08-17	2012-01-13
UNITED STATES TREAS NTS NT 1 125% DU	P	2012-04-10	2012-10-25
UNITED STATES TREAS NTS TNOTE 1 DUE	P	2011-09-20	2012-07-27
US TREAS NTS 1 375 DUE 03-15-2013 RE	P	2011-11-15	2012-11-29
V F CORP COM	P	2011-04-28	2012-07-30
WELLS FARGO & COMPANY 4 6 MTN TRANCH	P	2011-03-22	2012-03-01
ABBOTT LAB COM	P	2005-01-18	2012-11-16
AMERICAN EXPRESS CO	P	2012-03-02	2012-07-30
AT&T INC 3 875% DUE 08-15-2021	P	2011-08-15	2012-10-15
BECTON DICKINSON & 3 25% DUE 11-12-2	P	2010-11-12	2012-03-08
CITRIX SYS INC COM	P	2010-07-22	2012-07-30
DU PONT E I DE NEMOURS & CO COM STK	P	2010-03-23	2012-02-06
FL PWR & LT CO 5 55% DUE 11-01-2017	P	2007-10-03	2012-02-23
GNMA POOL 782520 5 5% 12-15-2038 BE	P	2011-08-10	2012-02-15
GOOGLE INC CL A CL A	P	2009-05-27	2012-12-04
H J HEINZ	P	2010-08-19	2012-08-13
JOHNSON & JOHNSON COM USD1	P	2004-10-14	2012-11-16
NATL RURAL UTILS 5 45% DUE 02-01-201	P	2008-01-15	2012-12-12
ORACLE CORP COM	P	2010-10-04	2012-07-30
PROCTER & GAMBLE 2 3% DUE 02-06-2022	P	2012-02-01	2012-08-16
SIMON PROPERTY GROUP INC COM	P	2010-11-03	2012-07-30
U S BANCORP MEDIUM TERM NTS- BOOK EN	P	2012-02-28	2012-09-12
UNITED STATES TREAS NTS 2 DUE	P	2011-12-15	2012-03-06
UNITED STATES TREAS NTS DTD 00310 3	P	2012-03-16	2012-07-26
UNITED STATES TREAS NTS NT 1 125% DU	P	2012-03-16	2012-10-25
UNITED STATES TREAS NTS US TREASURY	P	2008-01-31	2012-10-25
US TREAS NTS 1 875 DUE 06-30-2015	P	2010-07-08	2012-07-27
V F CORP COM	P	2012-03-02	2012-07-30
WELLS FARGO & COMPANY 4 6 MTN TRANCH	P	2011-03-22	2012-03-01

Form 990PF Part IV - Capital Gains and Losses for Tax on Investment Income - Columns a - d

(a) List and describe the kind(s) of property sold (e g , real estate, 2-story brick warehouse, or common stock, 200 shs MLC Co )	(b) How acquired P—Purchase D—Donation	(c) Date acquired (mo , day, yr )	(d) Date sold (mo , day, yr )
ABBOTT LAB COM	P	2006-05-08	2012-11-16
AMERICAN EXPRESS CO	P	2011-07-06	2012-07-30
AUTODESK INC COM	P	2011-05-23	2012-07-30
BERKSHIRE HATHAWAY 1 9 DUE 01-31-201	P	2012-01-24	2012-06-25
COCA COLA CO 1 65% DUE 03-14-2018	P	2012-03-09	2012-05-10
DU PONT E I DE NEMOURS & CO COM STK	P	2010-03-24	2012-02-06
FL PWR & LT CO 5 55% DUE 11-01-2017	P	2008-01-31	2012-02-23
GNMA POOL 782520 5 5% 12-15-2038 BE	P	2011-08-10	2012-03-15
GRAINGER WW INC COM	P	2012-03-02	2012-04-26
H J HEINZ	P	2010-08-19	2012-08-14
JOHNSON CTL INC COM	P	2012-03-02	2012-07-30
NIKE INC CL B	P	2012-03-02	2012-07-30
PACCAR FINL CORP MEDIUM TERM SR NTS	P	2012-03-01	2012-10-05
PROCTER & GAMBLE COM NPV	P	2012-03-02	2012-07-30
SIMON PROPERTY GROUP INC COM	P	2010-11-02	2012-10-12
UNITED STATES OF AMER TREAS NOTES NT	P	2011-08-01	2012-07-31
UNITED STATES TREAS NTS 2 DUE	P	2011-12-15	2012-05-31
UNITED STATES TREAS NTS DTD 00310 3	P	2012-03-29	2012-07-26
UNITED STATES TREAS NTS NT 1 125% DU	P	2012-01-10	2012-10-25
UNITED STATES TREAS NTS US TREASURY	P	2008-01-31	2012-11-06
US TREAS NTS BILLS OF EXCHANGE 15/01	P	2009-01-22	2012-01-06
VERIZON COMMUNICATIONS COM	P	2011-09-28	2012-07-30
WELLS FARGO & COMPANY 4 6 MTN TRANCH	P	2011-03-22	2012-03-01

Form 990PF Part IV - Capital Gains and Losses for Tax on Investment Income - Columns e - h

(e) Gross sales price	(f) Depreciation allowed (or allowable)	(g) Cost or other basis plus expense of sale	(h) Gain or (loss) (e) plus (f) minus (g)
5,038		6,443	-1,405
25,224		18,240	6,984
1,906		1,749	157
22,440		28,076	-5,636
109,037		101,155	7,882
9,304		8,037	1,267
39,774		31,313	8,461
6,530		7,803	-1,273
2,702		2,702	
20,131		11,140	8,991
5,591		4,971	620
2,006		2,157	-151
2,301		1,532	769
297		373	-76
4,875		4,693	182
7,792		5,119	2,673
25,025		25,162	-137
78,340		75,551	2,789
50,008		50,018	-10
26,088		25,206	882
1,875		2,106	-231
79,986		76,992	2,994
1,569		1,356	213
3,732		3,724	8
20,197		21,412	-1,215
999		1,140	-141
1,283		1,180	103
22,834		28,327	-5,493
130,850		124,750	6,100
131,635		129,301	2,334

Form 990PF Part IV - Capital Gains and Losses for Tax on Investment Income - Columns e - h

(e) Gross sales price	(f) Depreciation allowed (or allowable)	(g) Cost or other basis plus expense of sale	(h) Gain or (loss) (e) plus (f) minus (g)
2,228		2,313	-85
155,706		150,438	5,268
2,197		2,197	
9,263		5,053	4,210
4,633		3,935	698
101,225		95,012	6,213
4,188		2,786	1,402
15,454		15,389	65
30,844		26,027	4,817
20,366		16,808	3,558
25,025		25,323	-298
104,453		100,704	3,749
100,004		99,457	547
100,773		100,563	210
2,400		1,850	550
52,857		49,725	3,132
141,284		124,885	16,399
24,879		15,576	9,303
16,943		17,730	-787
3,129		3,539	-410
132,760		124,896	7,864
1,179		1,296	-117
102,504		99,915	2,589
1,099		1,182	-83
1,931		1,488	443
46,712		46,769	-57
2,151		2,151	
3,738		2,067	1,671
48,188		44,893	3,295
9,154		11,659	-2,505

Form 990PF Part IV - Capital Gains and Losses for Tax on Investment Income - Columns e - h

(e) Gross sales price	(f) Depreciation allowed (or allowable)	(g) Cost or other basis plus expense of sale	(h) Gain or (loss) (e) plus (f) minus (g)
2,957		2,724	233
37,074		34,958	2,116
30,913		27,842	3,071
16,767		13,873	2,894
50,213		49,971	242
105,715		100,493	5,222
74,967		74,754	213
50,359		50,281	78
77,498		74,339	3,159
52,857		51,328	1,529
4,265		3,450	815
11,673		7,269	4,404
2,324		2,314	10
83,084		81,339	1,745
55,011		53,003	2,008
3,484		3,427	57
131,938		129,851	2,087
2,472		2,112	360
57,645		49,895	7,750
77,853		76,388	1,465
2,833		2,833	
16,233		9,433	6,800
5,373		5,826	-453
109,176		99,960	9,216
3,622		3,308	314
152,658		149,391	3,267
5,017		5,303	-286
10,635		8,859	1,776
50,078		49,971	107
107,144		97,762	9,382

Form 990PF Part IV - Capital Gains and Losses for Tax on Investment Income - Columns e - h

(e) Gross sales price	(f) Depreciation allowed (or allowable)	(g) Cost or other basis plus expense of sale	(h) Gain or (loss) (e) plus (f) minus (g)
24,989		25,099	-110
50,062		50,324	-262
4,335		4,172	163
106,082		100,352	5,730
1,112		886	226
9,421		4,513	4,908
7,490		8,030	-540
25,635		24,985	650
36,328		35,007	1,321
17,053		16,251	802
108,571		104,923	3,648
55,951		46,692	9,259
2,471		2,716	-245
6,800		10,808	-4,008
3,956		3,956	
15,846		9,417	6,429
4,933		4,745	188
128,494		123,235	5,259
7,820		7,020	800
3,428		3,784	-356
5,607		5,444	163
14,347		12,028	2,319
25,039		25,090	-51
150,210		150,944	-734
45,322		44,729	593
25,031		25,138	-107
5,838		3,154	2,684
125,127		126,475	-1,348
52,997		40,812	12,185
6,145		2,676	3,469

Form 990PF Part IV - Capital Gains and Losses for Tax on Investment Income - Columns e - h

(e) Gross sales price	(f) Depreciation allowed (or allowable)	(g) Cost or other basis plus expense of sale	(h) Gain or (loss) (e) plus (f) minus (g)
11,726		12,281	-555
104,437		99,940	4,497
38,404		37,005	1,399
11,739		11,292	447
103,315		100,000	3,315
3,374		3,016	358
5,748		4,524	1,224
52,104		49,660	2,444
3,941		3,941	
24,929		14,755	10,174
1,249		859	390
3,033		2,918	115
103,901		92,844	11,057
103,968		99,922	4,046
130,975		129,958	1,017
2,798		2,364	434
25,038		24,985	53
157,742		156,963	779
75,413		75,287	126
100,125		100,563	-438
3,757		2,127	1,630
25,010		25,295	-285
23,200		18,943	4,257
38,129		16,733	21,396
29,960		31,364	-1,404
1,174		1,313	-139
9,015		7,380	1,635
2,344		2,226	118
3,925		3,591	334
5,013		3,739	1,274

Form 990PF Part IV - Capital Gains and Losses for Tax on Investment Income - Columns e - h

(e) Gross sales price	(f) Depreciation allowed (or allowable)	(g) Cost or other basis plus expense of sale	(h) Gain or (loss) (e) plus (f) minus (g)
6,625		6,194	431
2,921		2,921	
3,851		3,851	
1,665		1,591	74
59,079		41,707	17,372
1,963		1,963	
3,098		3,656	-558
6,172		7,448	-1,276
140,092		136,344	3,748
190,792		183,822	6,970
75,108		74,956	152
40,044		40,288	-244
50,230		50,192	38
150,017		152,127	-2,110
5,613		3,029	2,584
25,010		25,089	-79
28,065		27,814	251
33,812		15,015	18,797
2,015		2,185	-170
30,118		15,711	14,407
18,593		15,080	3,513
16,762		15,667	1,095
4,032		3,564	468
5,693		5,434	259
5,841		4,062	1,779
2,092		2,092	
3,375		3,375	
4,384		3,709	675
4,117		4,159	-42
60,645		48,241	12,404



Form 990PF Part IV - Capital Gains and Losses for Tax on Investment Income - Columns e - h

(e) Gross sales price	(f) Depreciation allowed (or allowable)	(g) Cost or other basis plus expense of sale	(h) Gain or (loss) (e) plus (f) minus (g)
66,183		64,380	1,803
257		325	-68
14,536		13,296	1,240
55,173		53,958	1,215
55,217		55,086	131
65,056		65,467	-411
99,679		99,797	-118
25,003		25,077	-74
34,461		18,047	16,414
105,531		100,934	4,597
100,567		99,720	847
24,926		11,182	13,744
101,278		98,420	2,858
18,970		10,008	8,962
25,156		20,404	4,752
1,757		1,635	122
52,170		49,918	2,252
75,730		73,263	2,467
6,975		5,698	1,277
1,854		1,854	
2,576		2,576	
8,892		7,542	1,350
4,117		2,578	1,539
41,611		33,322	8,289
132,185		129,661	2,524
13,787		17,382	-3,595
26,995		24,765	2,230
60,188		59,738	450
20,079		19,925	154
45,021		45,324	-303

Form 990PF Part IV - Capital Gains and Losses for Tax on Investment Income - Columns e - h

(e) Gross sales price	(f) Depreciation allowed (or allowable)	(g) Cost or other basis plus expense of sale	(h) Gain or (loss) (e) plus (f) minus (g)
82,139		74,992	7,147
25,221		25,211	10
9,774		5,121	4,653
199,999		199,962	37
2,995		2,534	461
52,174		50,570	1,604
38,073		43,293	-5,220
252		205	47
10,543		9,860	683
10,300		6,507	3,793
6,082		6,078	4
100,130		99,660	470
1,529		1,529	
2,838		2,838	
26,289		22,349	3,940
1,389		1,295	94
16,603		13,207	3,396
2,525		2,421	104
7,841		10,056	-2,215
103		95	8
50,670		49,077	1,593
65,256		65,094	162
50,082		50,238	-156
25,035		25,156	-121
25,221		25,193	28
4,514		2,654	1,860
102,222		102,614	-392
1,897		1,150	747
998		860	138
7,653		3,048	4,605

Form 990PF Part IV - Capital Gains and Losses for Tax on Investment Income - Columns e - h

(e) Gross sales price	(f) Depreciation allowed (or allowable)	(g) Cost or other basis plus expense of sale	(h) Gain or (loss) (e) plus (f) minus (g)
5,962		5,448	514
75,296		74,674	622
3,332		3,027	305
10,283		10,364	-81
100,032		99,660	372
2,574		2,574	
10,734		10,621	113
19,622		16,677	2,945
2,154		1,822	332
42,050		39,820	2,230
3,839		3,549	290
30,281		35,547	-5,266
41,700		37,893	3,807
1,731		1,736	-5
101,406		99,625	1,781
150,076		150,715	-639
25,033		25,156	-123
50,558		50,379	179
7,593		7,808	-215
102,203		102,614	-411
1,248		864	384
1,264		878	386
9,899		4,115	5,784
16,096		3,606	12,490
67,229		64,961	2,268
33,318		29,879	3,439
1,923		1,765	158
75,692		75,442	250
3,493		3,493	
6,204		5,599	605

Form 990PF Part IV - Capital Gains and Losses for Tax on Investment Income - Columns e - h

(e) Gross sales price	(f) Depreciation allowed (or allowable)	(g) Cost or other basis plus expense of sale	(h) Gain or (loss) (e) plus (f) minus (g)
12,365		10,541	1,824
39,197		33,434	5,763
142,848		124,488	18,360
121,225		99,938	21,287
1,964		2,208	-244
5,631		7,229	-1,598
48,116		44,621	3,495
180,222		175,363	4,859
25,013		25,021	-8
125,166		125,049	117
25,503		25,532	-29
25,096		25,388	-292
88,460		74,626	13,834
10,731		10,577	154
2,329		1,656	673
52,140		21,567	30,573
68,745		64,899	3,846
73,630		69,012	4,618
12,577		7,026	5,551
4,999		4,012	987
126,140		125,736	404
2,772		2,772	
31,710		28,740	2,970
6,155		5,223	932
6,889		5,731	1,158
6,464		3,093	3,371
2,590		2,551	39
18,563		21,329	-2,766
2,903		2,466	437
14,744		13,696	1,048

Form 990PF Part IV - Capital Gains and Losses for Tax on Investment Income - Columns e - h

(e) Gross sales price	(f) Depreciation allowed (or allowable)	(g) Cost or other basis plus expense of sale	(h) Gain or (loss) (e) plus (f) minus (g)
202,991		201,516	1,475
107,445		99,926	7,519
25,032		25,155	-123
76,509		75,569	940
50,189		50,776	-587
5,701		4,086	1,615
65,494		59,876	5,618
11,414		8,368	3,046
3,795		3,441	354
68,399		59,823	8,576
31,556		29,611	1,945
3,880		2,513	1,367
7,387		5,457	1,930
60,748		50,170	10,578
2,602		2,602	
23,438		13,898	9,540
15,033		12,730	2,303
6,889		5,677	1,212
90,818		74,833	15,985
6,124		5,474	650
65,010		64,540	470
6,773		4,215	2,558
129,650		124,913	4,737
25,188		25,190	-2
100,058		100,098	-40
50,064		50,334	-270
50,349		50,230	119
42,843		41,120	1,723
4,201		4,129	72
32,747		30,000	2,747

Form 990PF Part IV - Capital Gains and Losses for Tax on Investment Income - Columns e - h

(e) Gross sales price	(f) Depreciation allowed (or allowable)	(g) Cost or other basis plus expense of sale	(h) Gain or (loss) (e) plus (f) minus (g)
31,530		21,240	10,290
4,729		4,257	472
3,214		3,969	-755
66,355		64,997	1,358
126,181		124,709	1,472
13,792		10,317	3,475
30,374		26,205	4,169
2,297		2,297	
1,245		1,248	-3
2,931		2,471	460
1,115		1,497	-382
1,630		1,848	-218
50,823		49,991	832
2,925		2,997	-72
30,403		19,820	10,583
125,332		126,617	-1,285
151,456		146,099	5,357
25,015		25,026	-11
100,129		100,903	-774
150,896		150,691	205
170,026		170,087	-61
2,779		2,302	477
38,205		35,006	3,199

Form 990PF Part IV - Capital Gains and Losses for Tax on Investment Income - Columns i - l

Complete only for assets showing gain in column (h) and owned by the foundation on 12/31/69			(l) Gains (Col (h) gain minus col (k), but not less than -0-) or Losses (from col (h))
(i) F M V as of 12/31/69	(j) Adjusted basis as of 12/31/69	(k) Excess of col (i) over col (j), if any	
			-1,405
			6,984
			157
			-5,636
			7,882
			1,267
			8,461
			-1,273
			8,991
			620
			-151
			769
			-76
			182
			2,673
			-137
			2,789
			-10
			882
			-231
			2,994
			213
			8
			-1,215
			-141
			103
			-5,493
			6,100
			2,334

Form 990PF Part IV - Capital Gains and Losses for Tax on Investment Income - Columns i - l

Complete only for assets showing gain in column (h) and owned by the foundation on 12/31/69			(l) Gains (Col (h) gain minus col (k), but not less than -0-) or Losses (from col (h))
(i) F M V as of 12/31/69	(j) Adjusted basis as of 12/31/69	(k) Excess of col (i) over col (j), if any	
			-85
			5,268
			4,210
			698
			6,213
			1,402
			65
			4,817
			3,558
			-298
			3,749
			547
			210
			550
			3,132
			16,399
			9,303
			-787
			-410
			7,864
			-117
			2,589
			-83
			443
			-57
			1,671
			3,295
			-2,505



Form 990PF Part IV - Capital Gains and Losses for Tax on Investment Income - Columns i - l

Complete only for assets showing gain in column (h) and owned by the foundation on 12/31/69			(l) Gains (Col (h) gain minus col (k), but not less than -0-) or Losses (from col (h))
(i) F M V as of 12/31/69	(j) Adjusted basis as of 12/31/69	(k) Excess of col (i) over col (j), if any	
			233
			2,116
			3,071
			2,894
			242
			5,222
			213
			78
			3,159
			1,529
			815
			4,404
			10
			1,745
			2,008
			57
			2,087
			360
			7,750
			1,465
			6,800
			-453
			9,216
			314
			3,267
			-286
			1,776
			107
			9,382

Form 990PF Part IV - Capital Gains and Losses for Tax on Investment Income - Columns i - l

Complete only for assets showing gain in column (h) and owned by the foundation on 12/31/69			(l) Gains (Col (h) gain minus col (k), but not less than -0-) or Losses (from col (h))
(i) F M V as of 12/31/69	(j) Adjusted basis as of 12/31/69	(k) Excess of col (i) over col (j), if any	
			-110
			-262
			163
			5,730
			226
			4,908
			-540
			650
			1,321
			802
			3,648
			9,259
			-245
			-4,008
			6,429
			188
			5,259
			800
			-356
			163
			2,319
			-51
			-734
			593
			-107
			2,684
			-1,348
			12,185
			3,469

Form 990PF Part IV - Capital Gains and Losses for Tax on Investment Income - Columns i - l

Complete only for assets showing gain in column (h) and owned by the foundation on 12/31/69			(l) Gains (Col (h) gain minus col (k), but not less than -0-) or Losses (from col (h))
(i) F M V as of 12/31/69	(j) Adjusted basis as of 12/31/69	(k) Excess of col (i) over col (j), if any	
			-555
			4,497
			1,399
			447
			3,315
			358
			1,224
			2,444
			10,174
			390
			115
			11,057
			4,046
			1,017
			434
			53
			779
			126
			-438
			1,630
			-285
			4,257
			21,396
			-1,404
			-139
			1,635
			118
			334
			1,274

Form 990PF Part IV - Capital Gains and Losses for Tax on Investment Income - Columns i - l

Complete only for assets showing gain in column (h) and owned by the foundation on 12/31/69			(l) Gains (Col (h) gain minus col (k), but not less than -0-) or Losses (from col (h))
(i) F M V as of 12/31/69	(j) Adjusted basis as of 12/31/69	(k) Excess of col (i) over col (j), if any	
			431
			74
			17,372
			-558
			-1,276
			3,748
			6,970
			152
			-244
			38
			-2,110
			2,584
			-79
			251
			18,797
			-170
			14,407
			3,513
			1,095
			468
			259
			1,779
			675
			-42
			12,404

Form 990PF Part IV - Capital Gains and Losses for Tax on Investment Income - Columns i - l

Complete only for assets showing gain in column (h) and owned by the foundation on 12/31/69			(l) Gains (Col (h) gain minus col (k), but not less than -0-) or Losses (from col (h))
(i) F M V as of 12/31/69	(j) Adjusted basis as of 12/31/69	(k) Excess of col (i) over col (j), if any	
			1,803
			-68
			1,240
			1,215
			131
			-411
			-118
			-74
			16,414
			4,597
			847
			13,744
			2,858
			8,962
			4,752
			122
			2,252
			2,467
			1,277
			1,350
			1,539
			8,289
			2,524
			-3,595
			2,230
			450
			154
			-303

Form 990PF Part IV - Capital Gains and Losses for Tax on Investment Income - Columns i - l

Complete only for assets showing gain in column (h) and owned by the foundation on 12/31/69			(l) Gains (Col (h) gain minus col (k), but not less than -0-) or Losses (from col (h))
(i) F M V as of 12/31/69	(j) Adjusted basis as of 12/31/69	(k) Excess of col (i) over col (j), if any	
			7,147
			10
			4,653
			37
			461
			1,604
			-5,220
			47
			683
			3,793
			4
			470
			3,940
			94
			3,396
			104
			-2,215
			8
			1,593
			162
			-156
			-121
			28
			1,860
			-392
			747
			138
			4,605

Form 990PF Part IV - Capital Gains and Losses for Tax on Investment Income - Columns i - l

Complete only for assets showing gain in column (h) and owned by the foundation on 12/31/69			(l) Gains (Col (h) gain minus col (k), but not less than -0-) or Losses (from col (h))
(i) F M V as of 12/31/69	(j) Adjusted basis as of 12/31/69	(k) Excess of col (i) over col (j), if any	
			514
			622
			305
			-81
			372
			113
			2,945
			332
			2,230
			290
			-5,266
			3,807
			-5
			1,781
			-639
			-123
			179
			-215
			-411
			384
			386
			5,784
			12,490
			2,268
			3,439
			158
			250
			605

Form 990PF Part IV - Capital Gains and Losses for Tax on Investment Income - Columns i - l

Complete only for assets showing gain in column (h) and owned by the foundation on 12/31/69			(l) Gains (Col (h) gain minus col (k), but not less than -0-) or Losses (from col (h))
(i) F M V as of 12/31/69	(j) Adjusted basis as of 12/31/69	(k) Excess of col (i) over col (j), if any	
			1,824
			5,763
			18,360
			21,287
			-244
			-1,598
			3,495
			4,859
			-8
			117
			-29
			-292
			13,834
			154
			673
			30,573
			3,846
			4,618
			5,551
			987
			404
			2,970
			932
			1,158
			3,371
			39
			-2,766
			437
			1,048



Form 990PF Part IV - Capital Gains and Losses for Tax on Investment Income - Columns i - l

Complete only for assets showing gain in column (h) and owned by the foundation on 12/31/69			(l) Gains (Col (h) gain minus col (k), but not less than -0-) or Losses (from col (h))
(i) F M V as of 12/31/69	(j) Adjusted basis as of 12/31/69	(k) Excess of col (i) over col (j), if any	
			1,475
			7,519
			-123
			940
			-587
			1,615
			5,618
			3,046
			354
			8,576
			1,945
			1,367
			1,930
			10,578
			9,540
			2,303
			1,212
			15,985
			650
			470
			2,558
			4,737
			-2
			-40
			-270
			119
			1,723
			72
			2,747

Form 990PF Part IV - Capital Gains and Losses for Tax on Investment Income - Columns i - l

Complete only for assets showing gain in column (h) and owned by the foundation on 12/31/69			(l) Gains (Col (h) gain minus col (k), but not less than -0-) or Losses (from col (h))
(i) F M V as of 12/31/69	(j) Adjusted basis as of 12/31/69	(k) Excess of col (i) over col (j), if any	
			10,290
			472
			-755
			1,358
			1,472
			3,475
			4,169
			-3
			460
			-382
			-218
			832
			-72
			10,583
			-1,285
			5,357
			-11
			-774
			205
			-61
			477
			3,199

Form 990PF Part XV Line 3 - Grants and Contributions Paid During the Year or Approved for Future Payment

Recipient	If recipient is an individual, show any relationship to any foundation manager or substantial contributor	Foundation status of recipient	Purpose of grant or contribution	Amount
Name and address (home or business)				
<b>a</b> <i>Paid during the year</i>				
AMERICAN CANCER SOCIETY 250 WILLIAMS ST NW ATLANTA,GA 30303	NONE	501(C)(3) &	CANCER PREVENTION AND AWARENESS	5,000
AMERICAN RED CROSS P O BOX 3097 SEATTLE,WA 981143097	NONE	501(C)(3) &	DISASTER RELIEF ASSISTANCE	20,000
AMERICAN RED CROSS P O BOX 3097 SEATTLE,WA 981143097	NONE	501(C)(3) &	DISASTER RELIEF ASSISTANCE	80,000
AMERICANS FOR PROSPERITY FOUNDATION 2111 WILSON BLVD 350 ARLINGTON,VA 22201	NONE	501(C)(3) &	ECONOMIC/PUBLIC POLICY EDUCATION	25,000
AMERICANS FOR PROSPERITY FOUNDATION 2111 WILSON BLVD 350 ARLINGTON,VA 22201	NONE	501(C)(3) &	ECONOMIC/PUBLIC POLICY EDUCATION	20,000
ANIMAL SHELTER OF WOOD RIVER VALLEY P O BOX 1496 HAILEY,ID 83340	NONE	501(C)(3) &	ANIMAL SHELTER & EDUCATION	5,000
ARBORETUM FOUNDATION 2300 ARBORETUM DR E SEATTLE,WA 98112	NONE	501(C)(3) &	NATURE PRESERVATION	2,000
BAILEY-BOUSHAY HOUSE 2720 MADISON SEATTLE,WA 98112	NONE	501(C)(3) &	HIV PATIENT ASSISTANCE/CARE	10,000
BEHIND THE BADGE FOUNDATION P O BOX 2047 ISSAQUAH,WA 98027	NONE	501(C)(3) &	LINE OF DUTY FAMILY SUPPORT FOR LAW	5,000
BIKE WORKS SEATTLE 3709 S FERDINAND SEATTLE,WA 98118	NONE	501(C)(3) &	BIKE EDUCATION/RECYCLE/HEALTH YOUTH	100
CANINE COMPANIONS FOR INDEPENDENCE P O BOX 446 SANTA ROSA,CA 954020446	NONE	501(C)(3) &	COMPANION ANIMAL TRAINING	5,000
CHILD FUND INTERNATIONAL P O BOX 26511 RICHMOND,VA 232868818	NONE	501(C)(3) &	THIRD-WORLD CHILD ASSISTANCE	12,008
CHILD FUND INTERNATIONAL P O BOX 26511 RICHMOND,VA 232868818	NONE	501(C)(3) &	THIRD-WORLD CHILD ASSISTANCE	5,000
CHILDHAVEN 316 BROADWAY SEATTLE,WA 981225325	NONE	501(C)(3) &	SHELTER/CARE FOR CHILDREN	5,000
CHILDREN OF THE VALLEY 1318 S 18TH STREET MOUNT VERNON,WA 98274	NONE	501(C)(3) &	CHILDREN'S AFTER SCHOOL PROGRAM	250

Form 990PF Part XV Line 3 - Grants and Contributions Paid During the Year or Approved for Future Payment

Recipient	If recipient is an individual, show any relationship to any foundation manager or substantial contributor	Foundation status of recipient	Purpose of grant or contribution	Amount
Name and address (home or business)				
<b>a</b> <i>Paid during the year</i>				
CHILDREN'S HOSPITAL FOUNDATION P O BOX 50020-S-200 SEATTLE,WA 981455020	NONE	501(C)(3) &	MEDICAL CARE FOR CHILDREN ENDOWMENT	10,000
CONSERVATION INTERNATIONAL 313 E MADISON STREET 20 SEATTLE,WA 981124263	NONE	501(C)(3) &	LAND CONSERVATION	200,000
CONSERVATION INTERNATIONAL 313 E MADISON STREET 20 SEATTLE,WA 981124263	NONE	501(C)(3) &	LAND CONSERVATION	100,000
CORNISH COLLEGE OF THE ARTS 1000 LENORA STREET SEATTLE,WA 98121	NONE	501(C)(3) &	SCHOLARSHIPS FUND	5,000
CORNISH COLLEGE OF THE ARTS 1000 LENORA STREET SEATTLE,WA 98121	NONE	501(C)(3) &	SCHOLARSHIPS FUND	5,000
COYOTE CENTRAL 2300 E CHERRY SEATTLE,WA 98122	NONE	501(C)(3) &	CREATIVE ARTS PROGRAMS	10,000
CYSTIC FIBROSIS FOUNDATION 6931 ARLINGTON ROAD BETHESADA,MD 20814	NONE	501(C)(3) &	MEDICAL RESEARCH	50,000
DOCTORS WITHOUT BORDERS 333 SEVENTH AVENUE 2ND F NEW YORK,NY 10001	NONE	501(C)(3) &	MEDICAL CARE IN 3RD WORLD COUNTRIES	10,000
EPIPHANY SCHOOL 3710 EAST HOWELL STREET SEATTLE,WA 98122	NONE	501(C)(3) &	ANNUAL FUND	10,000
FRED HUTCHINSON CANCER RESEARCH INS P O BOX 19024 SEATTLE,WA 981091024	NONE	501(C)(3) &	CANCER RESEARCH	10,000
GRAMEEN FOUNDATION USA 2101 FOURTH AVENUE SUITE SEATTLE,WA 98121	NONE	501(C)(3) &	FIGHTS GLOBAL POVERTY	10,000
GUIDE DOG FOUNDATION FOR THE BLIND 371 E MAINT STREET JERIC SMITHTOWN,NY 117879897	NONE	501(C)(3) &	GUIDE DOGS FOR THE BLIND ASSIST	10,000
HABITAT FOR HUMANITY P O BOX 1167 AMERICUS,GA 317099951	NONE	501(C)(3) &	ASSISTED HOUSING	20,000
HENRY ART GALLERY CO UNIV OF WASH P O BOX 351410 SEATTLE,WA 98195	NONE	501(C)(3) &	SCHOLARSHIPS FUND	5,000
HOPELINK 10675 WILLOWS ROAD NE 27 REDMOND,WA 98052	NONE	501(C)(3) &	FAMILY ASSISTANCE PROGRAM	5,000

Form 990PF Part XV Line 3 - Grants and Contributions Paid During the Year or Approved for Future Payment

Recipient	If recipient is an individual, show any relationship to any foundation manager or substantial contributor	Foundation status of recipient	Purpose of grant or contribution	Amount
Name and address (home or business)				
<b>a</b> Paid during the year				
JUVENILE DIABETES RESEARCH FOUNDATI 1200 SIXTH AVENUE SUITE SEATTLE,WA 98101	NONE	501(C)(3) &	JUVENILE DIABETES RESEARCH	50,000
KETCHUMSUN VALLEY VOLUNTEER FIREFI P O BOX 966 KETCHUM,ID 83340	NONE	501(C)(3) &	PROGRAMS FOR VOLUNTEER FIREFIGHTERS	1,000
KIWANIS MEMORIAL FUND P O BOX 31033 SEATTLE,WA 98103	NONE	501(C)(3) &	CAMP CASEY FOR PHYSICALLY DISABLED K	1,000
KPLU RADIO 12180 PARK AVE S TACOMA,WA 98447	NONE	501(C)(3) &	PUBLIC RADIO	35
KUOW PUGET SOUND PUBLIC RADIO 4518 UNIVERSITYWAYNE 310 SEATTLE,WA 98105	NONE	501(C)(3) &	PUBLIC RADIO	100
LAKE SIDE SCHOOL 14050 FIRST AVENUE NE SEATTLE,WA 98103	NONE	501(C)(3) &	ANNUAL FUND	5,000
LIFEWIRE PO BOX 6398 BELLEVUE,WA 980080398	NONE	501(C)(3) &	DOMESTIC VIOLENCE PROTECTION	50,000
MOCKINGBIRD SOCIETY 2100 24TH AVE S 240 SEATTLE,WA 98144	NONE	501(C)(3) &	FOSTER CARE SUPPORT	1,000
MO-DAZZ FOR THE ARTS 12121 NE NORTHUP WAY SUI BELLEVUE,WA 98005	NONE	501(C)(3) &	CANCER RESEARCH	1,000
MOUNTAINS TO SOUND GREENWAY TRUST 911 WESTERN AVENUE SUITE SEATTLE,WA 98104	NONE	501(C)(3) &	GREENWAY LEGACY FOR PUBLIC RECREATIO	5,000
NOAH ANIMAL ADOPTION CENTER 31300 BRANDSTROM ROAD STANWOOD,WA 98292	NONE	501(C)(3) &	ANIMAL SHELTER CARE	5,000
NOAH ANIMAL ADOPTION CENTER 31300 BRANDSTROM ROAD STANWOOD,WA 98292	NONE	501(C)(3) &	ANIMAL SHELTER CARE	250
NORTHWEST HARVEST P O BOX 12272 SEATTLE,WA 98101	NONE	501(C)(3) &	FOOD BANK	50,000
OCEAN CONSERVANCY 1300 19TH ST NW 8TH FL WASHINGTON,DC 20036	NONE	501(C)(3) &	OCEAN CONSERVANCY AND PROTECTION	1,000
OUTRAGEOUS LEARNING FOUNDATION 1416 112TH AVE NE BELLEVUE,WA 98004	NONE	501(C)(3) &	PUBLIC EDUCATION ADVOCATION	5,000


Form 990PF Part XV Line 3 - Grants and Contributions Paid During the Year or Approved for Future Payment

Recipient	If recipient is an individual, show any relationship to any foundation manager or substantial contributor	Foundation status of recipient	Purpose of grant or contribution	Amount
Name and address (home or business)				
<b>a</b> <i>Paid during the year</i>				
PACIFIC NORTHWEST BALLET (PNB) 301 MERCER STREET SEATTLE,WA 98109	NONE	501(C)(3) &	PERFORMING ARTS - ENDOWMENT FUND	5,000
PATH P O BOX 900922 SEATTLE,WA 98109	NONE	501(C)(3) &	MEDICAL RESEARCH	25,000
PEOPLE FOR PUGET SOUND 911 WESTERN AVENUE SUTIE SEATTLE,WA 98104	NONE	501(C)(3) &	PERSERVING PUGET SOUND	5,000
PRATT FINE ARTS CENTER 1902 S MAIN ST SEATTLE,WA 98144	NONE	501(C)(3) &	ARTS SCHOOL ENDOWMENT FUND	5,000
PURRFECT PALS CAT SHELTER & SANCTUA 230 MCRAE ROAD NE ARLINGTON,WA 98223	NONE	501(C)(3) &	ANIMAL SHELTER	1,000
RECOVERY CAF 2022 BOREN AVENUE SEATTLE,WA 981212703	NONE	501(C)(3) &	DRUG/ALCOHOL/MENTAL DISEASE ASSISTAN	30,000
SAMA FOUNDATION 1900 N NORTHLAKE WAY SUI SEATTLE,WA 98103	NONE	501(C)(3) &	SCIENCE & MGMT OF ADDICTIONS RESEARC	10,000
SEATTLE AQUARIUM SOCIETY 1415 WESTERN AVENUE SUIT SEATTLE,WA 981012051	NONE	501(C)(3) &	MARINE LIFE AQUARIUM ED & PRESERVAT	10,000
SEATTLE ART MUSEUM 1300 FIRST AVENUE SEATTLE,WA 98101	NONE	501(C)(3) &	PERFORMANCE ARTS	20,000
SEATTLE CHILDREN'S THEATRE 201 THOMAS STREET SEATTLE,WA 981094535	NONE	501(C)(3) &	PERFORMANCE ARTS	50,000
SEATTLE OPERA FOUNDATION P O BOX 9248 SEATTLE,WA 981099248	NONE	501(C)(3) &	PERFORMING ARTS - ENDOWMENT FUND	5,000
SEATTLE PARKS FOUNDATION 105 SOUTH MAIN ST 235 SEATTLE,WA 98104	NONE	501(C)(3) &	PARK CONSERVATION AND IMPROVEMENT	75
SEATTLE UNION GOSPEL MISSION P O BOX 202 SEATTLE,WA 981119945	NONE	501(C)(3) &	HOMELESS SHELTER	5,000
SEATTLE UNIVERSITY P O BOX 222000 SEATTLE,WA 981221090	NONE	501(C)(3) &	SCHOLARSHIP FUND - UNIVERSITY ADVMT	5,000
SENIOR SERVICES 2208 SECOND AVENUE SEATTLE,WA 98121	NONE	501(C)(3) &	SENIOR SERVICE ASSISTANCE	5,000

Form 990PF Part XV Line 3 - Grants and Contributions Paid During the Year or Approved for Future Payment

Recipient	If recipient is an individual, show any relationship to any foundation manager or substantial contributor	Foundation status of recipient	Purpose of grant or contribution	Amount
Name and address (home or business)				
<b>a</b> <i>Paid during the year</i>				
SMILE TRAIN THE 41 MADISON AVENUE 28TH F NEW YORK,NY 10010	NONE	501(C)(3) &	CLEFT REPAIR SURGERY ASSISTANCE FOR	5,000
SMILES FOREVER P O BOX 217 RENTON,WA 98057	NONE	501(C)(3) &	WOMEN IN PROVERTY ASSISTANCE	5,000
SNOW LEOPARD'S TRUST 4649 SUNNYSIDE AVENUE N SEATTLE,WA 981039986	NONE	501(C)(3) &	PROTECTION FOR SNOW LEOPARDS	5,000
ST JAMES CATHEDRAL 804 NINTH AVENUE SEATTLE,WA 981041296	NONE	501(C)(3) &	FAMILY ASSISTANCE PROGRAM	5,000
ST JUDE CHILDREN'S HOSPITAL P O BOX 810 MEMPHIS,TN 38101	NONE	501(C)(3) &	MEDICAL RESEARCH	10,000
SUN VALLEY SKI EDUCATION FOUNDATION POST OFFICE BOX 203 SUN VALLEY,ID 83353	NONE	501(C)(3) &	EDUCATION PROGRAM	5,000
SUSAN G KOMEN BREAST CANCER FNDTN P O BOX 650309 DALLAS,TX 752650309	NONE	501(C)(3) &	BREAST CANCER RESEARCH	5,000
SWEDISH MEDICAL CENTER FOUNDATION P O BOX 22100 SEATTLE,WA 98122	NONE	501(C)(3) &	NEONATAL FACILITY FUNDRAISER	10,000
SWEDISH MEDICAL CENTER FOUNDATION P O BOX 22100 SEATTLE,WA 98122	NONE	501(C)(3) &	NEONATAL FACILITY FUNDRAISER	10,000
SWEDISH MEDICAL CENTER FOUNDATION P O BOX 22100 SEATTLE,WA 98122	NONE	501(C)(3) &	NEONATAL FACILITY FUNDRAISER	5,000
TEAM SURVIVOR NORTHWEST 200 NE PACIFIC STREET SU SEATTLE,WA 98105	NONE	501(C)(3) &	FITNESS & HEALTH EDUCATION PROGRAMS	5,000
THE MUSEUM OF FLIGHT 9404 EAST MARGINAL WAY SEATTLE,WA 98108	NONE	501(C)(3) &	AVIATION HISTORY AND EDUCATION	50,000
THE SALVATION ARMY CO MAIL PROCESS POST OFFICE BOX 603 OLYMPIA,WA 985070603	NONE	501(C)(3) &	HOME/FOOD ASSISTANCE	5,000
THE SAN JUAN PRESERVATION TRUST 210 LOPEZ RD LOPEZ ISLAND,WA 98261	NONE	501(C)(3) &	NATURE CONSERVATION AND PRESERVATION	5,000
THE STANFORD FUND PO BOX 20466 STANFORD,CA 943090466	NONE	501(C)(3) &	UNDERGRADUATE EDUCATION FUND	50,000

Form 990PF Part XV Line 3 - Grants and Contributions Paid During the Year or Approved for Future Payment

Recipient	If recipient is an individual, show any relationship to any foundation manager or substantial contributor	Foundation status of recipient	Purpose of grant or contribution	Amount
Name and address (home or business)				
<b>a</b> Paid during the year				
THE USO P O BOX 96860 WASHINGTON,DC 200777677	NONE	501(C)(3) &	MILITARY MORALE SUPPORT	5,000
THERESA MULLALLY LOSH GUILD OF CHIL P O BOX 50020-S-200 SEATTLE,WA 981455020	NONE	501(C)(3) &	MEDICAL CARE FOR CHILDREN - ENDOWMEN	5,000
TREEHOUSE 2100 - 24TH AVENUE S 20 SEATTLE,WA 981444632	NONE	501(C)(3) &	FOSTER CHILDREN ASSISTANCE	5,000
UNITE FOR SIGHT 234 CHURCH ST 15TH FL NEW HAVEN,CT 06510	NONE	501(C)(3) &	GLOBAL EYECARE CLINICS	2,000
UNIVERSITY OF WASHINGTON FOUNDATION BOX 359505 SEATTLE,WA 981959505	NONE	501(C)(3) &	SCHOOL OF ART SUPPORT FUND	5,000
UNIVERSITY OF WASHINGTON FOUNDATION BOX 359505 SEATTLE,WA 981959505	NONE	501(C)(3) &	SCHOOL OF MEDICINE SUPPORT FUND	30,000
VANDERBILT UNIVERSITY 2301 VANDERBILT PLACE PB NASHVILLE,TN 372406310	NONE	501(C)(3) &	UNDERGRADUATE EDUCATION FUND	50,000
WOODLAND PARK ZOO 601 N 59TH STREET SEATTLE,WA 98103	NONE	501(C)(3) &	ASIAN TROPICAL FOREST FUND	60,000
WORLD WILDLIFE FUND 1250 24TH ST NW WASHINGTON,DC 20037	NONE	501(C)(3) &	ENDANGERED SPECIES CONSERVATION	5,000
YMCA OF GREATER SEATTLE PARTNERS W 909 FOURTH AVENUE SEATTLE,WA 98104	NONE	501(C)(3) &	CHILDREN'S ASSISTANCE PROGRAM	10,000
YWCA 1118 FIFTH AVENUE SEATTLE,WA 98101	NONE	501(C)(3) &	WOMEN'S ASSISTANCE PROGRAM - ENDOWME	50,000
<b>Total . . . . .</b>  <b>3a</b>				1,422,818



**TY 2012 Accounting Fees Schedule**

**Name:** KEITH & MARY KAY MCCA  
FAMILY FOUNDATION

**EIN:** 91-1920617

Category	Amount	Net Investment Income	Adjusted Net Income	Disbursements for Charitable Purposes
ACCOUNTING FEES	3,255			3,255

## TY 2012 Compensation Explanation

**Name:** KEITH & MARY KAY MCCA  
FAMILY FOUNDATION

**EIN:** 91-1920617

Person Name	Explanation
MARY KAY MCCA	
DEBRA TAWNEY STROH	
JOSEPH D WEINSTEIN	

TY 2012 General Explanation Attachment

**Name:** KEITH & MARY KAY MCCA  
FAMILY FOUNDATION  
**EIN:** 91-1920617

Identifier	Return Reference	Explanation
GENERAL ELECTIONS		

TY 2012 Investments Corporate

Bonds Schedule

Name:

KEITH & MARY KAY MCCA  
W  
FAMILY FOUNDATION

EIN:

91-1920617

Name of Bond	End of Year Book Value	End of Year Fair Market Value
3M CO 1.375% 9/29/16		
ABBEY NATL TREAS 4% 4/27/16	121,598	121,598
AIR PROD & CHEMS 3% 11/3/21		
AMERICA MOVIL SAB 3.125% 07/16/22	132,138	132,138
AMERICAN EXPRESS 2.8% 9/19/16		
AMGEN INC 2.3% 6/15/16		
ARCHER DANIELS 4.479% 3/1/21	112,980	112,980
ASTRAZENECA PLC 1.95% 09/18/19	126,687	126,687
AT&T		
BANK OF AMERICA 5% 5/13/21		
BAXTER INTL INC 2.4% 08/15/22	123,661	123,661
BB&T CORP 1.45% 01/12/18	125,559	125,559
BECTON & DICKINSON 3.25% 11/12/20		
BHP BILLITON	76,694	76,694
BK MNTRL MED TERM 2.5% 01/11/17	131,030	131,030
BK NOVA SCOTIA .75% 10/09/15	124,315	124,315
BK NY INC MED TERM 2.3% 7/28/16		
BNP PARIBAS 3.6% 2/23/16		
CAMPBELL SOUP CO. 3.05% DUE 7/15/17	27,028	27,028
COLGATE-PALMOLIVE CO 1.3% 1/15/17		
COSTCO WHSL CORP 1.7% 12/15/19	50,341	50,341
CR SUISSE 4.875% 1/15/15		
DANAHER CORP 3.9% 6/23/21	56,258	56,258
DEUTSCHE BK AG 3.25% 01/11/16	74,074	74,074
E.I DU PONT 4.25% 4/1/21		
FLORIDA POWER		
GEN DYNAMICS CORP 1% 11/15/17	124,315	124,315
GENERAL ELECTRIC CO. NOTE 5%		
GENERAL ELECTRIC CORP MEDIUM 4.375%	100,444	100,444
GOLDMAN SACHS 5.75% 01/24/22	147,777	147,777

Name of Bond	End of Year Book Value	End of Year Fair Market Value
HEWLETT PACKARD 3.75% DUE 12/1/20	72,667	72,667
HEWLETT PACKARD CO 3% 9/15/16	125,800	125,800
HSBA HLDGS 4% 03/30/22	109,487	109,487
INTEL CORP 2.7% 12/15/22	124,825	124,825
INTEL CORP 3.3% 10/1/21		
INTL BUSINESS MACHINES 1.875% 8/1/22	168,404	168,404
JOHN DEERE 3.15% 10/15/21	131,813	131,813
JP MORGAN CHASE 3.45% 3/1/16		
JP MORGAN CHASE 4.35% 8/15/21	89,459	89,459
LOWES		
MCDONALDS CORP.		
MEDTRONIC INC 2.265% 3/15/16		
METLIFE INC 3.048% 12/15/22	178,512	178,512
MERCK & CO INC 3.875% 1/15/21		
MORGAN STANLEY 5.75% 1/25/21	188,436	188,436
NATIONAL RURAL UTILS 2008		
NATL SEMICONDUCTOR 3.95% 04/15/15	134,627	134,627
NIPPON TELEG & TEL CORP 1.4% 7/18/17	126,512	126,512
NUCOR CORP.		
OCCIDENTAL PETE 1.75% 2/15/17		
ORACLE		
PHILIP MORRIS INTL 2.5% 08/22/22	125,574	125,574
PNC FDG CORP 2.7% 9/19/16	125,040	125,040
PRINCIPAL LIFE 12/14/12		
PRINCIPAL LIFE 4/15/14	26,399	26,399
PUBLIC SVC CO OF CO 2.25% 9/15 /22	124,070	124,070
RIO TINTO FIN USA 3.75% 09/20/21	133,662	133,662
ROYAL BK CDA MED TERM .8% 10/30/15	249,713	249,713
ROYAL BK CDA 1.2% 09/19/17	125,300	125,300
SHELL INTL FIN 1.125% 08/21/17	120,563	120,563

Name of Bond	End of Year Book Value	End of Year Fair Market Value
STATOIL ASA 2.45% 01/17/23	199,532	199,532
STATOILHYDRO	59,954	59,954
TOTAL CAP INTL 2.7% 01/25/23	101,873	101,873
UNITEDHEALTH GROUP 1.875% 11/15/16		
UNITEDHEALTH GROUP 2.875% 03/15/22	87,157	87,157
US BANCORP 2.95% 07/15/22	126,278	126,278
UTD TECHNOLOGIES 4.5% 4/15/20		
VERIZON COMMUNICATIONS 6.1% DUE 4/15	92,219	92,219
WALMART STORES 3.625% DUE 7/8/20		
WALT DISNEY 1.1% 12/01/17	100,210	100,210
WALT DISNEY 3.75 % 06/01/21	138,123	138,123
WELLS FARGO & CO 3.5% 03/08/22	133,332	133,332
WELLS FARGO & CO 4.6% 4/1/21		
WESTPAC BKG CORP.	318,188	318,188

TY 2012 Investments Corporate

Stock Schedule

Name:

KEITH & MARY KAY MCCA  
FAMILY FOUNDATION

EIN:

91-1920617

Name of Stock	End of Year Book Value	End of Year Fair Market Value
ABBOTT LABORATORIES		
ALTERA CORP		
AMAZON		
AMERICAN EXPRESS	130,135	130,135
AMERICAN WATERWORKS CO	48,937	48,937
AMGEN INC	102,203	102,203
APPLE INC.	337,941	337,941
AUTODESK INC		
BHP BILLITON ADR	76,714	76,714
BRISTOL MEYERS SQUIBB CO	111,360	111,360
CHEVRON CORP.	155,830	155,830
CITRIX SYSTEMS INC.	57,860	57,860
COCA COLA CO	132,675	132,675
CONOCO PHILLIPS		
COSTCO WHOLESALE CORP.	133,142	133,142
COVIDIEN	85,340	85,340
CVS CAREMARK CORP	131,029	131,029
DANAHER	176,365	176,365
DOMINION RES INC.	100,958	100,958
DU PONT EI DE NEMOURS	91,964	91,964
EATON CORP	95,121	95,121
EMC CORP.	153,622	153,622
EMERSON ELECTRIC CO	96,281	96,281
EXPRESS SCRIPTS HLDG CO	119,826	119,826
EXXON MOBIL	198,026	198,026
FRANKLIN RES INC.	113,507	113,507
GENERAL ELECTRIC	136,204	136,204
GOOGLE	128,396	128,396
GRAINGER WW INC.		
HJ HEINZ		

Name of Stock	End of Year Book Value	End of Year Fair Market Value
HOME DEPOT INC	190,374	190,374
INTEL CORP	69,399	69,399
INTERCONTINENTAL EXCHANGE INC	74,781	74,781
INTERNATIONAL BUSINESS MACHINES	126,806	126,806
JOHNSON & JOHNSON		
JOHNSON CONTROLS	65,974	65,974
JPMORGAN CHASE	176,452	176,452
MCDONALDS CORP	131,962	131,962
MCKESSON		
NATIONAL OILWELL	95,485	95,485
NIKE	69,763	69,763
NOBLE CORPORATION	92,691	92,691
NOBLE ENERGY	67,962	67,962
NORFOLK SOUTHERN CORP	89,730	89,730
NOVARTIS AG ADR		
NUCOR CORP	55,875	55,875
OMNICOM GROUP	96,872	96,872
ORACLE CORP.	146,075	146,075
PFIZER INC	186,620	186,620
PRECISION CASTPARTS CORP	93,005	93,005
PRINCIPAL FINANCIAL GROUP, INC.		
PROCTER & GAMBLE	64,903	64,903
QUALCOMM INC	175,827	175,827
SALESFORCE COM		
SCHLUMBERGER LTD	87,098	87,098
SIMON PROPERTY GROUP	115,722	115,722
SPECTRA ENERGY CORP.	76,774	76,774
ST JUDE MED INC	69,172	69,172
STARBUCKS CORP	108,473	108,473
TRAVELERS COS		



Name of Stock	End of Year Book Value	End of Year Fair Market Value
UNITED HEALTH GROUP	106,744	106,744
UNITED TECHNOLOGIES CORP	71,185	71,185
US BANCORP	112,237	112,237
VERIZON COMMUNICATIONS	65,251	65,251
VF CORP	150,819	150,819
WALMART STORES		
WALT DISNEY CO.	92,709	92,709
WELLS FARGO	171,139	171,139
WHOLE FOODS MARKET		

**TY 2012 Investments - Other Schedule**

**Name:** KEITH & MARY KAY MCCA  
FAMILY FOUNDATION

**EIN:** 91-1920617

Category / Item	Listed at Cost or FMV	Book Value	End of Year Fair Market Value
MFB NORTHERN MID CAP	FMV	1,171,533	1,171,533
MFB NORTHERN FDS SMALL CAP INDEX	FMV	1,153,989	1,153,989
MFB NORTHERN EMERGING MARKETS	FMV	851,192	851,192
MFB NORTHERN INTL EQUITY FD	FMV	1,299,938	1,299,938
MFB NORTHERN INTL EQUITY INDEX	FMV	1,236,157	1,236,157
MFB NORTHERN HIGH YIELD	FMV	2,005,088	2,005,088

## TY 2012 Legal Fees Schedule

**Name:** KEITH & MARY KAY MCCA

FAMILY FOUNDATION

**EIN:** 91-1920617

Category	Amount	Net Investment Income	Adjusted Net Income	Disbursements for Charitable Purposes
LEGAL FEES	302			302

## TY 2012 Other Expenses Schedule

**Name:** KEITH & MARY KAY MCCA  
FAMILY FOUNDATION

**EIN:** 91-1920617

Description	Revenue and Expenses per Books	Net Investment Income	Adjusted Net Income	Disbursements for Charitable Purposes
EXPENSES				
WASHINGTON FILING FEES	50			50

**TY 2012 Other Income Schedule****Name:** KEITH & MARY KAY MCCA

FAMILY FOUNDATION

**EIN:** 91-1920617

Description	Revenue And Expenses Per Books	Net Investment Income	Adjusted Net Income
FEDERAL EXCISE TAX REFUND	8,700		

TY 2012 Other Increases Schedule

**Name:** KEITH & MARY KAY MCCA  
FAMILY FOUNDATION  
**EIN:** 91-1920617

Description	Amount
UNREALIZED GAINS	1,006,918

# TY 2012 Other Professional Fees Schedule

**Name:** KEITH & MARY KAY MCCA  
FAMILY FOUNDATION

**EIN:** 91-1920617

Category	Amount	Net Investment Income	Adjusted Net Income	Disbursements for Charitable Purposes
INVESTMENT MANAGEMENT FEES	92,989	92,989		

## TY 2012 Taxes Schedule

**Name:** KEITH & MARY KAY MCCA  
FAMILY FOUNDATION

**EIN:** 91-1920617

Category	Amount	Net Investment Income	Adjusted Net Income	Disbursements for Charitable Purposes
FOREIGN TAXES	6,476	6,476		



**TY 2012 GeneralDependencySmall**

**Name:** KEITH & MARY KAY MCCA  
FAMILY FOUNDATION

**EIN:** 91-1920617

**Business Name or Person Name:**

**Taxpayer Identification Number:**

**Form, Line or Instruction  
Reference:**

**Regulations Reference:**

**Description:** GENERAL FOOTNOTE

**Attachment Information:** PART VII-B, LINE 1A(3) A DISQUALIFIED PERSON FURNISHES  
FACILITIES AND PERSONNEL WITHOUT CHARGE TO ADMINISTER  
AND MANAGE THE KEITH AND MARY KAY MCCA  
FAMILY  
FOUNDATION'S OPERATIONS, WHICH ARE NOT ACTS OF SELF-  
DEALING UNDER SEC. 4941 (D)(2)(C).