



See a Social Security Number? Say Something!
Report Privacy Problems to <https://public.resource.org/privacy>
Or call the IRS Identity Theft Hotline at 1-800-908-4490



Form

990-PF

Department of the Treasury
Internal Revenue Service

Return of Private Foundation
or Section 4947(a)(1) Nonexempt Charitable Trust
Treated as a Private Foundation

Note. The foundation may be able to use a copy of this return to satisfy state reporting requirements

OMB No 1545-0052

2012

Open to Public Inspection

For calendar year 2012, or tax year beginning 01-01-2012 , and ending 12-31-2012

Name of foundation THE CAROLYN J AND ROBERT J allison jr family foundation % CJUDGE THE AYCO CO LP		A Employer identification number 76-0539246	
Number and street (or P O box number if mail is not delivered to street address) C/O CJUDGE THE AYCO CO LP PO BOX 860 Suite		B Telephone number (see instructions) (518) 886-4282	
City or town, state, and ZIP code SARATOGA SPRINGS, NY 128660860		C If exemption application is pending, check here <input type="checkbox"/>	
G Check all that apply <div><input type="checkbox"/> Initial return <input type="checkbox"/> Final return <input type="checkbox"/> Address change</div> <div><input type="checkbox"/> Initial return of a former public charity <input type="checkbox"/> Amended return <input type="checkbox"/> Name change</div>		D 1. Foreign organizations, check here <input type="checkbox"/> 2. Foreign organizations meeting the 85% test, check here and attach computation <input type="checkbox"/>	
H Check type of organization <input checked="" type="checkbox"/> Section 501(c)(3) exempt private foundation <input type="checkbox"/> Section 4947(a)(1) nonexempt charitable trust <input type="checkbox"/> Other taxable private foundation		E If private foundation status was terminated under section 507(b)(1)(A), check here <input type="checkbox"/>	
I Fair market value of all assets at end of year (from Part II, col. (c), line 16) <input checked="" type="checkbox"/> \$ 22,897,681	J Accounting method <input checked="" type="checkbox"/> Cash <input type="checkbox"/> Accrual <input type="checkbox"/> Other (specify) _____ (Part I, column (d) must be on cash basis.)	F If the foundation is in a 60-month termination under section 507(b)(1)(B), check here <input type="checkbox"/>	

Part I Analysis of Revenue and Expenses <small>(The total of amounts in columns (b), (c), and (d) may not necessarily equal the amounts in column (a) (see instructions))</small>		(a) Revenue and expenses per books	(b) Net investment income	(c) Adjusted net income	(d) Disbursements for charitable purposes (cash basis only)
Revenue	1 Contributions, gifts, grants, etc , received (attach schedule)	2,400,880			
	2 Check <input checked="" type="checkbox"/> if the foundation is not required to attach Sch B				
	3 Interest on savings and temporary cash investments	3,171	3,171		
	4 Dividends and interest from securities.	257,473	257,473		
	5a Gross rents				
	b Net rental income or (loss) _____				
	6a Net gain or (loss) from sale of assets not on line 10	4,561			
	b Gross sales price for all assets on line 6a _____ 4,924,623				
	7 Capital gain net income (from Part IV , line 2)		4,561		
	8 Net short-term capital gain				
	9 Income modifications				
	10a Gross sales less returns and allowances				
Operating and Administrative Expenses	b Less Cost of goods sold				
	c Gross profit or (loss) (attach schedule)				
	11 Other income (attach schedule)	<input checked="" type="checkbox"/> 132	132		
	12 Total. Add lines 1 through 11	2,666,217	265,337		
	13 Compensation of officers, directors, trustees, etc				
	14 Other employee salaries and wages				
	15 Pension plans, employee benefits				
	16a Legal fees (attach schedule)				
	b Accounting fees (attach schedule)	<input checked="" type="checkbox"/> 6,985	0	0	0
	c Other professional fees (attach schedule)				
	17 Interest				
	18 Taxes (attach schedule) (see instructions)	<input checked="" type="checkbox"/> 9,310	3,810		
	19 Depreciation (attach schedule) and depletion . . .				
	20 Occupancy				
	21 Travel, conferences, and meetings				
	22 Printing and publications				
	23 Other expenses (attach schedule)	<input checked="" type="checkbox"/> 74,008	72,182		
	24 Total operating and administrative expenses. Add lines 13 through 23	90,303	75,992	0	0
	25 Contributions, gifts, grants paid	873,100			873,100
	26 Total expenses and disbursements. Add lines 24 and 25	963,403	75,992	0	873,100
	27 Subtract line 26 from line 12				
	a Excess of revenue over expenses and disbursements	1,702,814			
	b Net investment income (if negative, enter -0-)		189,345		
	c Adjusted net income (if negative, enter -0-)				

Part II Balance Sheets		Attached schedules and amounts in the description column should be for end-of-year amounts only (See instructions)	Beginning of year	End of year	
			(a) Book Value	(b) Book Value	(c) Fair Market Value
Assets	1	Cash—non-interest-bearing			
	2	Savings and temporary cash investments	2,159,872	3,245,339	3,245,339
	3	Accounts receivable ▶ _____ Less allowance for doubtful accounts ▶ _____			
	4	Pledges receivable ▶ _____ Less allowance for doubtful accounts ▶ _____			
	5	Grants receivable			
	6	Receivables due from officers, directors, trustees, and other disqualified persons (attach schedule) (see page 15 of the instructions)			
	7	Other notes and loans receivable (attach schedule) ▶ _____ Less allowance for doubtful accounts ▶ _____			
	8	Inventories for sale or use			
	9	Prepaid expenses and deferred charges			
	10a	Investments—U S and state government obligations (attach schedule)			
	b	Investments—corporate stock (attach schedule)	8,468,365	8,550,991	17,444,385
	c	Investments—corporate bonds (attach schedule).			
	11	Investments—land, buildings, and equipment basis ▶ _____ Less accumulated depreciation (attach schedule) ▶ _____			
	12	Investments—mortgage loans			
	13	Investments—other (attach schedule)	2,999,073	2,099,073	2,206,242
	14	Land, buildings, and equipment basis ▶ _____ Less accumulated depreciation (attach schedule) ▶ _____			
	15	Other assets (describe ▶ _____)	581	1,715	1,715
	16	Total assets (to be completed by all filers—see the instructions Also, see page 1, item I)	13,627,891	13,897,118	22,897,681

Liabilities	17	Accounts payable and accrued expenses			
	18	Grants payable			
	19	Deferred revenue			
	20	Loans from officers, directors, trustees, and other disqualified persons			
	21	Mortgages and other notes payable (attach schedule)			
	22	Other liabilities (describe ▶ _____)			
	23	Total liabilities (add lines 17 through 22)		0	

Net Assets or Fund Balances		Foundations that follow SFAS 117, check here ▶ <input type="checkbox"/>			
		and complete lines 24 through 26 and lines 30 and 31.			
	24	Unrestricted			
	25	Temporarily restricted			
	26	Permanently restricted			
		Foundations that do not follow SFAS 117, check here ▶ <input checked="" type="checkbox"/>			
		and complete lines 27 through 31.			
	27	Capital stock, trust principal, or current funds	13,627,891	13,897,118	
	28	Paid-in or capital surplus, or land, bldg , and equipment fund			
	29	Retained earnings, accumulated income, endowment, or other funds	0	0	
	30	Total net assets or fund balances (see page 17 of the instructions)	13,627,891	13,897,118	
	31	Total liabilities and net assets/fund balances (see page 17 of the instructions)	13,627,891	13,897,118	

Part III Analysis of Changes in Net Assets or Fund Balances

1	Total net assets or fund balances at beginning of year—Part II, column (a), line 30 (must agree with end-of-year figure reported on prior year’s return)	1	13,627,891
2	Enter amount from Part I, line 27a	2	1,702,814
3	Other increases not included in line 2 (itemize) ▶ _____	3	
4	Add lines 1, 2, and 3	4	15,330,705
5	Decreases not included in line 2 (itemize) ▶ _____	5	1,433,587
6	Total net assets or fund balances at end of year (line 4 minus line 5)—Part II, column (b), line 30	6	13,897,118

Part IV Capital Gains and Losses for Tax on Investment Income

(a) List and describe the kind(s) of property sold (e g , real estate, 2-story brick warehouse, or common stock, 200 shs MLC Co)		(b) How acquired P—Purchase D—Donation	(c) Date acquired (mo , day, yr)	(d) Date sold (mo , day, yr)
1a	See Additional Data Table			
b				
c				
d				
e				

(e) Gross sales price	(f) Depreciation allowed (or allowable)	(g) Cost or other basis plus expense of sale	(h) Gain or (loss) (e) plus (f) minus (g)
a See Additional Data Table			
b			
c			
d			
e			

Complete only for assets showing gain in column (h) and owned by the foundation on 12/31/69			(l) Gains (Col (h) gain minus col (k), but not less than -0-) or Losses (from col (h))
(i) F M V as of 12/31/69	(j) Adjusted basis as of 12/31/69	(k) Excess of col (i) over col (j), if any	
a See Additional Data Table			
b			
c			
d			
e			

2	Capital gain net income or (net capital loss)	{ If gain, also enter in Part I, line 7 If (loss), enter -0- in Part I, line 7 }	2	4,561
3	Net short-term capital gain or (loss) as defined in sections 1222(5) and (6) If gain, also enter in Part I, line 8, column (c) (see instructions) If (loss), enter -0- in Part I, line 8		3	

Part V Qualification Under Section 4940(e) for Reduced Tax on Net Investment Income

(For optional use by domestic private foundations subject to the section 4940(a) tax on net investment income)

If section 4940(d)(2) applies, leave this part blank

Was the foundation liable for the section 4942 tax on the distributable amount of any year in the base period? ☐ Yes ☒ No

If "Yes," the foundation does not qualify under section 4940(e) Do not complete this part

1 Enter the appropriate amount in each column for each year, see page 18 of the instructions before making any entries

(a) Base period years Calendar year (or tax year beginning in)	(b) Adjusted qualifying distributions	(c) Net value of noncharitable-use assets	(d) Distribution ratio (col (b) divided by col (c))
2011	549,600	19,831,268	0 027714
2010	655,900	16,301,513	0 040236
2009	1,462,000	14,674,310	0 09963
2008	3,264,222	20,516,611	0 159101
2007	1,803,790	19,834,952	0 09094

2	Total of line 1, column (d).	2	0 417621
3	Average distribution ratio for the 5-year base period—divide the total on line 2 by 5, or by the number of years the foundation has been in existence if less than 5 years	3	0 083524
4	Enter the net value of noncharitable-use assets for 2012 from Part X, line 5.	4	19,604,186
5	Multiply line 4 by line 3.	5	1,637,420
6	Enter 1% of net investment income (1% of Part I, line 27b).	6	1,893
7	Add lines 5 and 6.	7	1,639,313
8	Enter qualifying distributions from Part XII, line 4. If line 8 is equal to or greater than line 7, check the box in Part VI, line 1b, and complete that part using a 1% tax rate See the Part VI instructions	8	873,100

Part VIExcise Tax Based on Investment Income (Section 4940(a), 4940(b), 4940(e), or 4948—see page 18 of the instructions)

1a		Exempt operating foundations described in section 4940(d)(2), check here <input type="checkbox"/> and enter "N/A" on line 1			
		Date of ruling or determination letter _____ (attach copy of letter if necessary—see instructions)			
b		Domestic foundations that meet the section 4940(e) requirements in Part V, check here <input type="checkbox"/> and enter 1% of Part I, line 27b		1	3,787
c		All other domestic foundations enter 2% of line 27b Exempt foreign organizations enter 4% of Part I, line 12, col (b)			
2		Tax under section 511 (domestic section 4947(a)(1) trusts and taxable foundations only Others enter -0-)		2	
3		Add lines 1 and 2.		3	3,787
4		Subtitle A (income) tax (domestic section 4947(a)(1) trusts and taxable foundations only Others enter -0-)		4	
5		Tax based on investment income. Subtract line 4 from line 3 If zero or less, enter -0-		5	3,787
6		Credits/Payments			
a		2012 estimated tax payments and 2011 overpayment credited to 2012	6a	9,015	
b		Exempt foreign organizations—tax withheld at source	6b		
c		Tax paid with application for extension of time to file (Form 8868)	6c		
d		Backup withholding erroneously withheld	6d		
7		Total credits and payments Add lines 6a through 6d.		7	9,015
8		Enter any penalty for underpayment of estimated tax Check here <input type="checkbox"/> if Form 2220 is attached		8	
9		Tax due. If the total of lines 5 and 8 is more than line 7, enter amount owed		9	
10		Overpayment. If line 7 is more than the total of lines 5 and 8, enter the amount overpaid.		10	5,228
11		Enter the amount of line 10 to be Credited to 2013 estimated tax <input type="checkbox"/> 5,228	Refunded <input type="checkbox"/>	11	

Part VII-AStatements Regarding Activities

1a	During the tax year, did the foundation attempt to influence any national, state, or local legislation or did it participate or intervene in any political campaign? <input checked="" type="checkbox"/>		Yes	No
	1a			No
b	Did it spend more than \$100 during the year (either directly or indirectly) for political purposes (see page 19 of the instructions for definition)?			No
	1b			No
If the answer is "Yes" to 1a or 1b, attach a detailed description of the activities and copies of any materials published or distributed by the foundation in connection with the activities.				
c	Did the foundation file Form 1120-POL for this year?	1c		No
d	Enter the amount (if any) of tax on political expenditures (section 4955) imposed during the year (1) On the foundation <input type="checkbox"/> \$ _____ (2) On foundation managers <input type="checkbox"/> \$ _____			
e	Enter the reimbursement (if any) paid by the foundation during the year for political expenditure tax imposed on foundation managers <input type="checkbox"/> \$ _____			
2	Has the foundation engaged in any activities that have not previously been reported to the IRS?	2		No
If "Yes," attach a detailed description of the activities.				
3	Has the foundation made any changes, not previously reported to the IRS, in its governing instrument, articles of incorporation, or bylaws, or other similar instruments? If "Yes," attach a conformed copy of the changes <input checked="" type="checkbox"/>	3		No
4a	Did the foundation have unrelated business gross income of \$1,000 or more during the year?	4a		No
b	If "Yes," has it filed a tax return on Form 990-T for this year?	4b		
5	Was there a liquidation, termination, dissolution, or substantial contraction during the year?	5		No
If "Yes," attach the statement required by General Instruction T. <input checked="" type="checkbox"/>				
6	Are the requirements of section 508(e) (relating to sections 4941 through 4945) satisfied either <ul style="list-style-type: none">By language in the governing instrument, orBy state legislation that effectively amends the governing instrument so that no mandatory directions that conflict with the state law remain in the governing instrument?	6	Yes	
7	Did the foundation have at least \$5,000 in assets at any time during the year? If "Yes," complete Part II, col (c), and Part XV	7	Yes	
8a	Enter the states to which the foundation reports or with which it is registered (see instructions) <input type="checkbox"/> TX			
b	If the answer is "Yes" to line 7, has the foundation furnished a copy of Form 990-PF to the Attorney General (or designate) of each state as required by General Instruction G? If "No," attach explanation .	8b	Yes	
9	Is the foundation claiming status as a private operating foundation within the meaning of section 4942(j)(3) or 4942(j)(5) for calendar year 2012 or the taxable year beginning in 2012 (see instructions for Part XIV)? If "Yes," complete Part XIV	9		No
10	Did any persons become substantial contributors during the tax year? If "Yes," attach a schedule listing their names and addresses	10		No

Part VII-A

Statements Regarding Activities *(continued)*

11	At any time during the year, did the foundation, directly or indirectly, own a controlled entity within the meaning of section 512(b)(13)? If "Yes," attach schedule (see instructions).	11		No
12	Did the foundation make a distribution to a donor advised fund over which the foundation or a disqualified person had advisory privileges? If "Yes," attach statement (see instructions)	12		No
13	Did the foundation comply with the public inspection requirements for its annual returns and exemption application?	13	Yes	
Website address				
14	The books are in care of CJUDGE THE AYCO CO LP Telephone no (518) 886-4282 Located at 321 BROADWAY SARATOGA SPRINGS NY ZIP +4 128660860			
15	Section 4947(a)(1) nonexempt charitable trusts filing Form 990-PF in lieu of Form 1041 —Check here and enter the amount of tax-exempt interest received or accrued during the year.	15		
16	At any time during calendar year 2012, did the foundation have an interest in or a signature or other authority over a bank, securities, or other financial account in a foreign country?	16		No
See instructions for exceptions and filing requirements for Form TD F 90-22.1 If "Yes", enter the name of the foreign country				

Part VII-B

Statements Regarding Activities for Which Form 4720 May Be Required

File Form 4720 if any item is checked in the "Yes" column, unless an exception applies.			Yes	No
1a	During the year did the foundation (either directly or indirectly) (1) Engage in the sale or exchange, or leasing of property with a disqualified person? (2) Borrow money from, lend money to, or otherwise extend credit to (or accept it from) a disqualified person? (3) Furnish goods, services, or facilities to (or accept them from) a disqualified person? (4) Pay compensation to, or pay or reimburse the expenses of, a disqualified person? (5) Transfer any income or assets to a disqualified person (or make any of either available for the benefit or use of a disqualified person)? (6) Agree to pay money or property to a government official? (Exception. Check "No" if the foundation agreed to make a grant to or to employ the official for a period after termination of government service, if terminating within 90 days).	<input type="checkbox"/> Yes <input checked="" type="checkbox"/> No		
b	If any answer is "Yes" to 1a(1)–(6), did any of the acts fail to qualify under the exceptions described in Regulations section 53.4941(d)-3 or in a current notice regarding disaster assistance (see page 20 of the instructions)? Organizations relying on a current notice regarding disaster assistance check here.		1b	
c	Did the foundation engage in a prior year in any of the acts described in 1a, other than excepted acts, that were not corrected before the first day of the tax year beginning in 2012?		1c	No
2	Taxes on failure to distribute income (section 4942) (does not apply for years the foundation was a private operating foundation defined in section 4942(j)(3) or 4942(j)(5))			
a	At the end of tax year 2012, did the foundation have any undistributed income (lines 6d and 6e, Part XIII) for tax year(s) beginning before 2012? If "Yes," list the years 20 , 20 , 20 , 20	<input type="checkbox"/> Yes <input checked="" type="checkbox"/> No		
b	Are there any years listed in 2a for which the foundation is not applying the provisions of section 4942(a)(2) (relating to incorrect valuation of assets) to the year's undistributed income? (If applying section 4942(a)(2) to all years listed, answer "No" and attach statement—see instructions).		2b	
c	If the provisions of section 4942(a)(2) are being applied to any of the years listed in 2a, list the years here 20 , 20 , 20 , 20			
3a	Did the foundation hold more than a 2% direct or indirect interest in any business enterprise at any time during the year?	<input type="checkbox"/> Yes <input checked="" type="checkbox"/> No		
b	If "Yes," did it have excess business holdings in 2012 as a result of (1) any purchase by the foundation or disqualified persons after May 26, 1969, (2) the lapse of the 5-year period (or longer period approved by the Commissioner under section 4943(c)(7)) to dispose of holdings acquired by gift or bequest, or (3) the lapse of the 10-, 15-, or 20-year first phase holding period? (Use Schedule C, Form 4720, to determine if the foundation had excess business holdings in 2012.).		3b	
4a	Did the foundation invest during the year any amount in a manner that would jeopardize its charitable purposes?		4a	No
b	Did the foundation make any investment in a prior year (but after December 31, 1969) that could jeopardize its charitable purpose that had not been removed from jeopardy before the first day of the tax year beginning in 2012?		4b	No

Part VII-B

Statements Regarding Activities for Which Form 4720 May Be Required (continued)

5a

During the year did the foundation pay or incur any amount to

(1)

Carry on propaganda, or otherwise attempt to influence legislation (section 4945(e))?

YesNo

(2)

Influence the outcome of any specific public election (see section 4955), or to carry on, directly or indirectly, any voter registration drive?

YesNo

(3)

Provide a grant to an individual for travel, study, or other similar purposes?

YesNo

(4)

Provide a grant to an organization other than a charitable, etc , organization described in section 509(a)(1), (2), or (3), or section 4940(d)(2)? (see instructions).

YesNo

(5)

Provide for any purpose other than religious, charitable, scientific, literary, or educational purposes, or for the prevention of cruelty to children or animals?

YesNo

5b

If any answer is "Yes" to 5a(1)–(5), did **any** of the transactions fail to qualify under the exceptions described in Regulations section 53.4945 or in a current notice regarding disaster assistance (see instructions)?

YesNo

Organizations relying on a current notice regarding disaster assistance check here.

YesNo

6a

Did the foundation, during the year, receive any funds, directly or indirectly, to pay premiums on a personal benefit contract?

YesNo

6b

Did the foundation, during the year, pay premiums, directly or indirectly, on a personal benefit contract?

YesNo

If "Yes" to 6b, file Form 8870.

7a

At any time during the tax year, was the foundation a party to a prohibited tax shelter transaction?

YesNo

7b

If yes, did the foundation receive any proceeds or have any net income attributable to the transaction?

YesNo

Part VIII

Information About Officers, Directors, Trustees, Foundation Managers, Highly Paid Employees, and Contractors

1

List all officers, directors, trustees, foundation managers and their compensation (see instructions).

(a) Name and address	(b) Title, and average hours per week devoted to position	(c) Compensation (If not paid, enter -0-)	(d) Contributions to employee benefit plans and deferred compensation	(e) Expense account, other allowances
See Additional Data Table				

2

Compensation of five highest-paid employees (other than those included on line 1—see instructions). If none, enter "NONE."

(a) Name and address of each employee paid more than \$50,000	(b) Title, and average hours per week devoted to position	(c) Compensation	(d) Contributions to employee benefit plans and deferred compensation	(e) Expense account, other allowances

Total number of other employees paid over \$50,000.

Part VIII

Information About Officers, Directors, Trustees, Foundation Managers, Highly Paid Employees, and Contractors (continued)

3 Five highest-paid independent contractors for professional services (see instructions). If none, enter "NONE".

(a) Name and address of each person paid more than \$50,000	(b) Type of service	(c) Compensation
Total number of others receiving over \$50,000 for professional services.		

Part IX-A

Summary of Direct Charitable Activities

List the foundation's four largest direct charitable activities during the tax year. Include relevant statistical information such as the number of organizations and other beneficiaries served, conferences convened, research papers produced, etc.	Expenses
1	
2	
3	
4	

Part IX-B

Summary of Program-Related Investments (see instructions)

Describe the two largest program-related investments made by the foundation during the tax year on lines 1 and 2	Amount
1	
2	
All other program-related investments. See page 24 of the instructions	
3	
Total. Add lines 1 through 3.	

Part X

Minimum Investment Return (All domestic foundations must complete this part. Foreign foundations, see instructions.)

1	Fair market value of assets not used (or held for use) directly in carrying out charitable, etc , purposes		
a	Average monthly fair market value of securities.	1a	15,850,255
b	Average of monthly cash balances.	1b	1,846,230
c	Fair market value of all other assets (see instructions).	1c	2,206,242
d	Total (add lines 1a, b, and c).	1d	19,902,727
e	Reduction claimed for blockage or other factors reported on lines 1a and 1c (attach detailed explanation).	1e	
2	Acquisition indebtedness applicable to line 1 assets.	2	0
3	Subtract line 2 from line 1d.	3	19,902,727
4	Cash deemed held for charitable activities Enter 1 1/2% of line 3 (for greater amount, see instructions).	4	298,541
5	Net value of noncharitable-use assets. Subtract line 4 from line 3 Enter here and on Part V, line 4	5	19,604,186
6	Minimum investment return. Enter 5% of line 5.	6	980,209

Part XI

Distributable Amount (see instructions) (Section 4942(j)(3) and (j)(5) private operating foundations and certain foreign organizations check here ☐ and do not complete this part.)

1	Minimum investment return from Part X, line 6.	1	980,209
2a	Tax on investment income for 2012 from Part VI, line 5.	2a	3,787
b	Income tax for 2012 (This does not include the tax from Part VI).	2b	
c	Add lines 2a and 2b.	2c	3,787
3	Distributable amount before adjustments Subtract line 2c from line 1.	3	976,422
4	Recoveries of amounts treated as qualifying distributions.	4	
5	Add lines 3 and 4.	5	976,422
6	Deduction from distributable amount (see instructions).	6	
7	Distributable amount as adjusted Subtract line 6 from line 5 Enter here and on Part XIII, line 1.	7	976,422

Part XII

Qualifying Distributions (see instructions)

1	Amounts paid (including administrative expenses) to accomplish charitable, etc , purposes		
a	Expenses, contributions, gifts, etc —total from Part I, column (d), line 26.	1a	873,100
b	Program-related investments—total from Part IX-B.	1b	0
2	Amounts paid to acquire assets used (or held for use) directly in carrying out charitable, etc , purposes.	2	0
3	Amounts set aside for specific charitable projects that satisfy the		
a	Suitability test (prior IRS approval required).	3a	0
b	Cash distribution test (attach the required schedule).	3b	0
4	Qualifying distributions. Add lines 1a through 3b Enter here and on Part V, line 8, and Part XIII, line 4	4	873,100
5	Foundations that qualify under section 4940(e) for the reduced rate of tax on net investment income Enter 1% of Part I, line 27b (see instructions).	5	
6	Adjusted qualifying distributions. Subtract line 5 from line 4.	6	873,100
Note: The amount on line 6 will be used in Part V, column (b), in subsequent years when calculating whether the foundation qualifies for the section 4940(e) reduction of tax in those years			

Part XIII

Undistributed Income (see instructions)

	(a) Corpus	(b) Years prior to 2011	(c) 2011	(d) 2012
1 Distributable amount for 2012 from Part XI, line 7				976,422
2 Undistributed income, if any, as of the end of 2012				
a Enter amount for 2011 only.			0	
b Total for prior years 20____, 20____, 20____		0		
3 Excess distributions carryover, if any, to 2012				
a From 2007.	684,448			
b From 2008.	2,244,743			
c From 2009.	731,437			
d From 2010.	0			
e From 2011.	0			
f Total of lines 3a through e.	3,660,628			
4 Qualifying distributions for 2012 from Part XII, line 4 ▶ \$ 873,100				
a Applied to 2011, but not more than line 2a			0	
b Applied to undistributed income of prior years (Election required—see instructions).				
c Treated as distributions out of corpus (Election required—see instructions).				
d Applied to 2012 distributable amount.				873,100
e Remaining amount distributed out of corpus	0			
5 Excess distributions carryover applied to 2012 (If an amount appears in column (d), the same amount must be shown in column (a).)	103,322			103,322
6 Enter the net total of each column as indicated below:				
a Corpus Add lines 3f, 4c, and 4e Subtract line 5	3,557,306			
b Prior years' undistributed income Subtract line 4b from line 2b.		0		
c Enter the amount of prior years' undistributed income for which a notice of deficiency has been issued, or on which the section 4942(a) tax has been previously assessed.				
d Subtract line 6c from line 6b Taxable amount—see instructions		0		
e Undistributed income for 2011 Subtract line 4a from line 2a Taxable amount—see instructions			0	
f Undistributed income for 2012 Subtract lines 4d and 5 from line 1 This amount must be distributed in 2013.				0
7 Amounts treated as distributions out of corpus to satisfy requirements imposed by section 170(b)(1)(F) or 4942(g)(3) (see instructions).				
8 Excess distributions carryover from 2007 not applied on line 5 or line 7 (see instructions). . .	581,126			
9 Excess distributions carryover to 2013. Subtract lines 7 and 8 from line 6a.	2,976,180			
10 Analysis of line 9				
a Excess from 2008. . . .	2,244,743			
b Excess from 2009. . . .	731,437			
c Excess from 2010. . . .	0			
d Excess from 2011. . . .	0			
e Excess from 2012. . . .	0			

Part XIV

Private Operating Foundations (see instructions and Part VII-A, question 9)

1a

If the foundation has received a ruling or determination letter that it is a private operating foundation, and the ruling is effective for 2012, enter the date of the ruling.

b

Check box to indicate whether the organization is a private operating foundation described in section 4942(j)(3) or 4942(j)(5)

☐ 4942(j)(3) or ☐ 4942(j)(5)

2a	Enter the lesser of the adjusted net income from Part I or the minimum investment return from Part X for each year listed.	Tax year	Prior 3 years			(e) Total
		(a) 2012	(b) 2011	(c) 2010	(d) 2009	
b	85% of line 2a					
c	Qualifying distributions from Part XII, line 4 for each year listed.					
d	Amounts included in line 2c not used directly for active conduct of exempt activities.					
e	Qualifying distributions made directly for active conduct of exempt activities. Subtract line 2d from line 2c.					
3	Complete 3a, b, or c for the alternative test relied upon					
a	"Assets" alternative test—enter					
	(1) Value of all assets					
	(2) Value of assets qualifying under section 4942(j)(3)(B)(i)					
b	"Endowment" alternative test— enter 2/3 of minimum investment return shown in Part X, line 6 for each year listed.					
c	"Support" alternative test—enter					
	(1) Total support other than gross investment income (interest, dividends, rents, payments on securities loans (section 512(a)(5)), or royalties).					
	(2) Support from general public and 5 or more exempt organizations as provided in section 4942(j)(3)(B)(iii).					
	(3) Largest amount of support from an exempt organization					
	(4) Gross investment income					

Part XV

Supplementary Information (Complete this part only if the organization had \$5,000 or more in assets at any time during the year—see instructions.)

1

Information Regarding Foundation Managers:

a

List any managers of the foundation who have contributed more than 2% of the total contributions received by the foundation before the close of any tax year (but only if they have contributed more than \$5,000) (See section 507(d)(2))

CAROLYN J ALLISON ROBERT J ALLISO

b

List any managers of the foundation who own 10% or more of the stock of a corporation (or an equally large portion of the ownership of a partnership or other entity) of which the foundation has a 10% or greater interest

2

Information Regarding Contribution, Grant, Gift, Loan, Scholarship, etc., Programs:

Check here ☒ if the foundation only makes contributions to preselected charitable organizations and does not accept unsolicited requests for funds. If the foundation makes gifts, grants, etc. (see instructions) to individuals or organizations under other conditions, complete items 2a, b, c, and d.

a

The name, address, and telephone number of the person to whom applications should be addressed

b

The form in which applications should be submitted and information and materials they should include

c

Any submission deadlines

d

Any restrictions or limitations on awards, such as by geographical areas, charitable fields, kinds of institutions, or other factors

3 Grants and Contributions Paid During the Year or Approved for Future Payment

Form **990-PF** (2012)

Enter gross amounts unless otherwise indicated

Part XVI-B Relationship of Activities to the Accomplishment of Exempt Purposes

Form **990-PF** (2012)

1 Did the organization directly or indirectly engage in any of the following with any other organization described in section 501(c) of the Code (other than section 501(c)(3) organizations) or in section 527, relating to political organizations?		Yes	No
a Transfers from the reporting foundation to a noncharitable exempt organization of			
(1) Cash.	1a(1)		No
(2) Other assets.	1a(2)		No
b Other transactions			
(1) Sales of assets to a noncharitable exempt organization.	1b(1)		No
(2) Purchases of assets from a noncharitable exempt organization.	1b(2)		No
(3) Rental of facilities, equipment, or other assets.	1b(3)		No
(4) Reimbursement arrangements.	1b(4)		No
(5) Loans or loan guarantees.	1b(5)		No
(6) Performance of services or membership or fundraising solicitations.	1b(6)		No
c Sharing of facilities, equipment, mailing lists, other assets, or paid employees.	1c		No
d If the answer to any of the above is "Yes," complete the following schedule. Column (b) should always show the fair market value of the goods, other assets, or services given by the reporting foundation. If the foundation received less than fair market value in any transaction or sharing arrangement, show in column (d) the value of the goods, other assets, or services received.			

[illegible]

2a Is the foundation directly or indirectly affiliated with, or related to, one or more tax-exempt organizations described in section 501(c) of the Code (other than section 501(c)(3)) or in section 527? ☐ Yes ☒ No

b If "Yes," complete the following schedule

(a) Name of organization	(b) Type of organization	(c) Description of relationship

**Sign
Here**

**Paid
Preparer
Use Only**

Sign Under penalties of perjury, I declare that I have examined this return, including accompanying schedules and statements, and to the best of my knowledge and belief, it is true, correct, and complete. Declaration of preparer (other than taxpayer or fiduciary) is based on all information of which preparer has any knowledge.

***** 2013-04-30 *****

Signature of officer or trustee Date Title

May the IRS discuss this return with the preparer shown below (see instr.)? ☒ Yes ☐ No

May the IRS discuss this return with the preparer shown below (see instr. 7)? ☒ **Yes** ☐ **No**

Paid Preparer Use Only	Print/Type preparer's name	Preparer's Signature	Date	Check if self-employed <input checked="checked" type="checkbox"/>	PTIN
	Daniel Piazza	Daniel Piazza			
	Firm's name <input type="checkbox"/>	The Ayco Company LP		Firm's EIN <input type="checkbox"/>	
		PO Box 860			
	Firm's address <input type="checkbox"/>	Saratoga Springs, NY 128660860		Phone no (518) 886-4282	

Form 990PF Part IV - Capital Gains and Losses for Tax on Investment Income - Columns a - d

(a) List and describe the kind(s) of property sold (e g , real estate, 2-story brick warehouse, or common stock, 200 shs MLC Co)	(b) How acquired P—Purchase D—Donation	(c) Date acquired (mo , day, yr)	(d) Date sold (mo , day, yr)
GOLDMAN SACHS #898(SEE ATTACHMENT)	P		
GOLDMAN SACHS #900(SEE ATTACHMENT)	P		
406 SHS GS INTERNALTIONAL REAL ESTATE SEC INSTITUTIONAL	P	2011-06-29	2012-05-31
GOLDMAN SACHS #922(SEE ATTACHMENT)	P		
7,545 SHS ISHARES TR-ISHARES MSCI EAFE INDEX FD	P	2011-12-14	2012-01-17
GOLDMAN SACHS #922(SEE ATTACHMENT)	P		
GOLDMAN SACHS #922(SEE ATTACHMENT)	P		
GOLDMAN SACHS #926(SEE ATTACHMENT)	P		
5,620 SHS ISHARES TRUST-RUSSELL 1000 VALUE INDEX FD	P	2011-12-14	2012-01-17
GOLDMAN SACHS #926(SEE ATTACHMENT)	P		
GOLDMAN SACHS #927(SEE ATTACHMENT)	P		
GOLDMAN SACHS #927(SEE ATTACHMENT)	P		
GOLDMAN SACHS #927(SEE ATTACHMENT)	P		
GOLDMAN SACHS #927(SEE ATTACHMENT)	P		
GOLDMAN SACHS #927(SEE ATTACHMENT)	P		
GOLDMAN SACHS #929(SEE ATTACHMENT)	P		
931 SHS SPDR S&P MIDCAP 400 ETF TRUST	P	2011-12-16	2012-01-17
GOLDMAN SACHS #929(SEE ATTACHMENT)	P		
GOLDMAN SACHS #929(SEE ATTACHMENT)	P		
GOLDMAN SACHS #677(SEE ATTACHMENT)	P		
GOLDMAN SACHS #678(SEE ATTACHMENT)	P		
GOLDMAN SACHS #678(SEE ATTACHMENT)	P		
GOLDMAN SACHS #678(SEE ATTACHMENT)	P		
GOLDMAN SACHS #679(SEE ATTACHMENT)	P		
GOLDMAN SACHS #679(SEE ATTACHMENT)	P		
GOLDMAN SACHS #679(SEE ATTACHMENT)	P		
GOLDMAN SACHS #680(SEE ATTACHMENT)	P		
GOLDMAN SACHS #680(SEE ATTACHMENT)	P		
GOLDMAN SACHS #680(SEE ATTACHMENT)	P		
NONDIVIDEND DISTRIBUTIONS	P		
7,905 05 SHS NON-US EQUITY MGRS PORTFOLIO 2 OFFSHORE	P	2007-12-31	2012-12-31

Form 990PF Part IV - Capital Gains and Losses for Tax on Investment Income - Columns a - d

(a) List and describe the kind(s) of property sold (e g , real estate, 2-story brick warehouse, or common stock, 200 shs MLC Co)	(b) How acquired P—Purchase D—Donation	(c) Date acquired (mo , day, yr)	(d) Date sold (mo , day, yr)
CAPITAL GAIN DIVIDENDS	P		

Form 990PF Part IV - Capital Gains and Losses for Tax on Investment Income - Columns e - h

(e) Gross sales price	(f) Depreciation allowed (or allowable)	(g) Cost or other basis plus expense of sale	(h) Gain or (loss) (e) plus (f) minus (g)
832,338		818,356	13,982
138,821		264,863	-126,042
2,160		2,505	-345
152,045		147,161	4,884
380,027		364,593	15,434
15,468		19,721	-4,253
114,668		81,649	33,019
83,202		77,239	5,963
370,753		343,888	26,865
42,319		30,629	11,690
1,415		1,133	282
7,966		6,830	1,136
1,440		1,567	-127
31,037		22,816	8,221
93,030		105,037	-12,007
154,400		145,172	9,228
54,777		49,047	5,730
88,519		56,127	32,392
79,478		1,200	78,278
626,565		600,637	25,928
8,301		6,559	1,742
137,755		97,235	40,520
293,461		277,517	15,944
14,779		13,594	1,185
57,701		45,616	12,085
418,247		396,166	22,081
4,528		3,982	546
46,743		39,223	7,520
999			999
658,728		900,000	-241,272

Form 990PF Part IV - Capital Gains and Losses for Tax on Investment Income - Columns e - h

(e) Gross sales price	(f) Depreciation allowed (or allowable)	(g) Cost or other basis plus expense of sale	(h) Gain or (loss) (e) plus (f) minus (g)
			12,953

Form 990PF Part IV - Capital Gains and Losses for Tax on Investment Income - Columns i - l

Complete only for assets showing gain in column (h) and owned by the foundation on 12/31/69			(l) Gains (Col (h) gain minus col (k), but not less than -0-) or Losses (from col (h))
(i) F M V as of 12/31/69	(j) Adjusted basis as of 12/31/69	(k) Excess of col (i) over col (j), if any	
			13,982
			-126,042
			-345
			4,884
			15,434
			-4,253
			33,019
			5,963
			26,865
			11,690
			282
			1,136
			-127
			8,221
			-12,007
			9,228
			5,730
			32,392
			78,278
			25,928
			1,742
			40,520
			15,944
			1,185
			12,085
			22,081
			546
			7,520
			999
			-241,272

Form 990PF Part IV - Capital Gains and Losses for Tax on Investment Income - Columns i - l

Complete only for assets showing gain in column (h) and owned by the foundation on 12/31/69			(l) Gains (Col (h) gain minus col (k), but not less than -0-) or Losses (from col (h))
(i) F M V as of 12/31/69	(j) Adjusted basis as of 12/31/69	(k) Excess of col (i) over col (j), if any	

Form 990PF Part VIII Line 1 - List all officers, directors, trustees, foundation managers and their compensation

(a) Name and address	(b) Title, and average hours per week devoted to position	(c) Compensation (If not paid, enter -0-)	(d) Contributions to employee benefit plans and deferred compensation	(e) Expense account, other allowances
ROBERT J ALLISON JR	PRESIDENT < 1 HOUR PER WEEK 0	0		
C/O CJUDGE THE AYCO CO LP SARATOGA SPRINGS,NY 128660860				
CAROLYN J ALLISON	TREAS < 1 HOUR PER WEEK 0	0		
C/O CJUDGE THE AYCO CO LP SARATOGA SPRINGS,NY 128660860				
JANE S ALLISON	SECRETARY < 1 HOUR PER WEEK 0	0		
C/O CJUDGE THE AYCO CO LP SARATOGA SPRINGS,NY 128660860				
ANN A STANISLAW	DIRECTOR < 1 HOUR PER WEEK 0	0		
C/O CJUDGE THE AYCO CO LP SARATOGA SPRINGS,NY 128660860				
AMY A WATKINS	DIRECTOR < 1 HOUR PER WEEK 0	0		
C/O CJUDGE THE AYCO CO LP SARATOGA SPRINGS,NY 128660860				

Schedule B

(Form 990, 990-EZ, or 990-PF)

Department of the Treasury
Internal Revenue Service

Schedule of Contributors

▶ Attach to Form 990, 990-EZ, or 990-PF.

OMB No 1545-0047

2012

Name of the organization THE CAROLYN J AND ROBERT J allison jr family foundation	Employer identification number 76-0539246
---	---

Organization type (check one)

Filers of:	Section:
Form 990 or 990-EZ	<input type="checkbox"/> 501(c)() (enter number) organization
	<input type="checkbox"/> 4947(a)(1) nonexempt charitable trust not treated as a private foundation
	<input type="checkbox"/> 527 political organization
Form 990-PF	<input checked="" type="checkbox"/> 501(c)(3) exempt private foundation
	<input type="checkbox"/> 4947(a)(1) nonexempt charitable trust treated as a private foundation
	<input type="checkbox"/> 501(c)(3) taxable private foundation

Check if your organization is covered by the **General Rule** or a **Special Rule**.
Note. Only a section 501(c)(7), (8), or (10) organization can check boxes for both the General Rule and a Special Rule See instructions

General Rule

☒ For an organization filing Form 990, 990-EZ, or 990-PF that received, during the year, \$5,000 or more (in money or property) from any one contributor Complete Parts I and II

Special Rules

☐ For a section 501(c)(3) organization filing Form 990 or 990-EZ that met the 33¹/₃% support test of the regulations under sections 509(a)(1) and 170(b)(1)(A)(vi) and received from any one contributor, during the year, a contribution of the greater of **(1)** \$5,000 or **(2)** 2% of the amount on (i) Form 990, Part VIII, line 1h, or (ii) Form 990-EZ, line 1 Complete Parts I and II

☐ For a section 501(c)(7), (8), or (10) organization filing Form 990 or 990-EZ that received from any one contributor, during the year, total contributions of more than \$1,000 for use *exclusively* for religious, charitable, scientific, literary, or educational purposes, or the prevention of cruelty to children or animals Complete Parts I, II, and III

☐ For a section 501(c)(7), (8), or (10) organization filing Form 990 or 990-EZ that received from any one contributor, during the year, contributions for use *exclusively* for religious, charitable, etc , purposes, but these contributions did not total to more than \$1,000 If this box is checked, enter here the total contributions that were received during the year for an *exclusively* religious, charitable, etc , purpose Do not complete any of the parts unless the **General Rule** applies to this organization because it received nonexclusively religious, charitable, etc , contributions of \$5,000 or more during the year ▶ \$ _____

Caution. An organization that is not covered by the General Rule and/or the Special Rules does not file Schedule B (Form 990, 990-EZ, or 990-PF), but it **must** answer “No” on Part IV, line 2 of its Form 990, or check the box on line H of its Form 990-EZ or on Part I, line 2 of its Form 990-PF, to certify that it does not meet the filing requirements of Schedule B (Form 990, 990-EZ, or 990-PF)

Schedule B (Form 990, 990-EZ, or 990-PF) (2012)

Part II **Noncash Property** (see instructions) Use duplicate copies of Part II if additional space is needed

Schedule B (Form 990, 990-EZ, or 990-PF) (2012)

Name of organization THE CAROLYN J AND ROBERT J allison jr family foundation	Employer identification number 76-0539246
---	---

Part III

Exclusively religious, charitable, etc., individual contributions to section 501(c)(7), (8), or (10) organizations that total more than \$1,000 for the year. Complete columns (a) through (e) and the following line entry

For organizations completing Part III, enter the total of *exclusively* religious, charitable, etc , contributions of **\$1,000 or less** for the year (Enter this information once See instructions) ▶ \$

Use duplicate copies of Part III if additional space is needed

(a) No. from Part I	(b) Purpose of gift	(c) Use of gift	(d) Description of how gift is held
—	<div></div> <div></div> <div></div>	<div></div> <div></div> <div></div>	<div></div> <div></div> <div></div>
	(e) Transfer of gift		
	Transferee's name, address, and ZIP 4		Relationship of transferor to transferee
<div></div> <div></div>		<div></div> <div></div> <div></div>	

(a) No. from Part I	(b) Purpose of gift	(c) Use of gift	(d) Description of how gift is held
—	<div></div> <div></div> <div></div>	<div></div> <div></div> <div></div>	<div></div> <div></div> <div></div>
	(e) Transfer of gift		
	Transferee's name, address, and ZIP 4		Relationship of transferor to transferee
<div></div> <div></div>		<div></div> <div></div> <div></div>	

(a) No. from Part I	(b) Purpose of gift	(c) Use of gift	(d) Description of how gift is held
—	<div></div> <div></div> <div></div>	<div></div> <div></div> <div></div>	<div></div> <div></div> <div></div>
	(e) Transfer of gift		
	Transferee's name, address, and ZIP 4		Relationship of transferor to transferee
<div></div> <div></div>		<div></div> <div></div> <div></div>	

(a) No. from Part I	(b) Purpose of gift	(c) Use of gift	(d) Description of how gift is held
—	<div></div> <div></div> <div></div>	<div></div> <div></div> <div></div>	<div></div> <div></div> <div></div>
	(e) Transfer of gift		
	Transferee's name, address, and ZIP 4		Relationship of transferor to transferee
<div></div> <div></div>		<div></div> <div></div> <div></div>	

TY 2012 Accounting Fees Schedule

Name: THE CAROLYN J AND ROBERT J
allison jr family foundation
EIN: 76-0539246

Category	Amount	Net Investment Income	Adjusted Net Income	Disbursements for Charitable Purposes
AYCO COMPANY FEES	6,985			

Note: To capture the full content of this document, please select landscape mode (11" x 8.5") when printing.

TY 2012 Depreciation Schedule

Name: THE CAROLYN J AND ROBERT J
allison jr family foundation

EIN: 76-0539246

**TY 2012 Investments Corporate
Stock Schedule**

Name: THE CAROLYN J AND ROBERT J
allison jr family foundation

EIN: 76-0539246

Name of Stock	End of Year Book Value	End of Year Fair Market Value
GOLDMAN SACHS #896	217,016	219,458
GOLDMAN SACHS #898	3,762,315	3,870,997
GOLDMAN SACHS #900	1,436,767	6,417,311
GOLDMAN SACHS #922	972,314	1,180,519
GOLDMAN SACHS #927	94,408	120,320
GOLDMAN SACHS #929	528,883	616,832
GOLDMAN SACHS #677	385,171	3,825,916
GOLDMAN SACHS #678	565,745	584,145
GOLDMAN SACHS #679	288,294	307,857
GOLDMAN SACHS #680	300,078	301,030

TY 2012 Investments - Other Schedule

Name: THE CAROLYN J AND ROBERT J
allison jr family foundation

EIN: 76-0539246

Category / Item	Listed at Cost or FMV	Book Value	End of Year Fair Market Value
GS GLOBAL FNDML STRATEGIES II	AT COST	456,809	465,240
GS HEDGE FUND OPPORTUNITIES	AT COST	1,000,000	1,172,300
GS DEVELOPING MARKETS RE CO	AT COST	142,264	68,360
GS EMERGING MARKETS EQ PORT 1	AT COST	500,000	500,342

TY 2012 Land, Etc. Schedule

Name: THE CAROLYN J AND ROBERT J
allison jr family foundation
EIN: 76-0539246

TY 2012 Other Assets Schedule

Name: THE CAROLYN J AND ROBERT J

allison jr family foundation

EIN: 76-0539246

Description	Beginning of Year - Book Value	End of Year - Book Value	End of Year - Fair Market Value
ACCRUED INT PAID CARRYOVER	260	1,291	1,291
DIVIDEND RECEIVABLE	321	424	424

TY 2012 Other Decreases Schedule

Name: THE CAROLYN J AND ROBERT J

allison jr family foundation

EIN: 76-0539246

Description	Amount
APPRECIATION OVER DONORS' COST BASIS ON	1,428,899
ASSETS CONTRIBUTED TO THE FOUNDATION	0
NONTAXABLE BALANCE SHEET ADJUSTMENT	4,688

TY 2012 Other Expenses Schedule

Name: THE CAROLYN J AND ROBERT J
allison jr family foundation

EIN: 76-0539246

Description	Revenue and Expenses per Books	Net Investment Income	Adjusted Net Income	Disbursements for Charitable Purposes
MANAGEMENT FEES	70,989	70,989		
INVESTMENT FEES	1,193	1,193		
RECLAIMABLE TAX PAID	1,744			
INTEREST EXPENSE	77			
TEXAS STATE FILING FEE	5			

TY 2012 Other Income Schedule

Name: THE CAROLYN J AND ROBERT J

allison jr family foundation

EIN: 76-0539246

Description	Revenue And Expenses Per Books	Net Investment Income	Adjusted Net Income
other investment income - GS#895	132	132	

TY 2012 Taxes Schedule

Name: THE CAROLYN J AND ROBERT J
allison jr family foundation

EIN: 76-0539246

Category	Amount	Net Investment Income	Adjusted Net Income	Disbursements for Charitable Purposes
FOREIGN TAXES PAID	3,810	3,810		
FEDERAL TAXES PAID	5,500			

THE CAROLYN J. AND ROBERT J.
ALLISON, JR. FAMILY FOUNDATION

	PAGE
ALLISON FAMILY FOUNDATION - FIXED INCOME	3
REALIZED GAINS AND LOSSES	4

Your Goldman Sachs Team
Investment Professionals
Dush Pathmanandam
Client Analysts
Michael DeJulio
Alex Wisniewski
Rachel McCracken
John White
Team Assistants
Shirley Segarra

Goldman, Sachs & Co
25 British American Blvd
Latham, NY 12110

Kelly A. Anderson, Region Head
518-640-5505

For any inquiries regarding data contained within this report, please contact your
Private Wealth Management Team, or the Tax Reporting Helpline at 888-350-2857

www.goldman.com

Report Date Apr 23, 2013

THE CAROLYN J. AND ROBERT J.
ALLISON, JR. FAMILY FOUNDATION
C/O ANADARKO PETROLEUM CORP
PO BOX 1330
HOUSTON TX 77251-1330



Tax Year Account No Legal Name
2012 **898-** **THE CAROLYN J AND ROBERT J**

REALIZED GAINS AND LOSSES

Supplemental Information Consult your Form 1099 for tax reporting purposes

REALIZED GAIN AND LOSS SUMMARY

SHORT-TERM GAINS (LOSSES)		LONG-TERM GAINS (LOSSES)		ORDINARY GAINS (LOSSES)	
Net Covered Short Term Gains (Losses)	0 00	Net Covered Long Term Gains (Losses)	0 00	Net Ordinary Gains (Losses)	0 00
Net NonCovered Short Term Gains (Losses)	0 00	Net NonCovered Long Term Gains (Losses)	13,982 17		
Net 1099B Non Reportable Short Term Gains (Losses)	0 00	Net 1099B Non Reportable Long Term Gains (Losses)	0 00		
Net Miscellaneous Short Term Gains (Losses)	0 00	Net Miscellaneous Long Term Gains (Losses)	0 00	Net Miscellaneous Ordinary Gains (Losses)	0 00
Net Regulated Futures Contract Short Term Gains (Losses)	0 00	Net Regulated Futures Contract Long Term Gains (Losses)	0 00		
Total Short-Term Gains (Losses)	0 00	Total Long-Term Gains (Losses)	13,982 17	Total Ordinary Gains (Losses)	0 00

LONG-TERM GAINS (LOSSES)

Description (Product Identifier)	Date Acquired or Sold Short	Date Sold or Covered	Quantity	Sale Proceeds ⁵	Total accretion (Amortization)	Cost Basis ⁴	Total Gain (Loss)
NonCovered Long-Term Gains (Losses)							
CONOCOPHILLIPS 4 75% 02/01/2014 M-W+50 00BP (20825CAS3)	12/03/2009	08/17/2012	7,000 00	7,407 71	(388 99)	7,221 83	185 88
CONOCOPHILLIPS 4 75% 02/01/2014 M-W+50 00BP (20825CAS3)	12/03/2009	08/17/2012	29,000 00	30,689 10	(1,611 54)	29,919 00	770 10
CONOCOPHILLIPS 4 75% 02/01/2014 M-W+50 00BP (20825CAS3)	12/03/2009	08/29/2012	14,000 00	14,805 00	(792 69)	14,428 95	376 05
AT&T INC 4 85% 02/15/2014 M-W+45 00BP (00206RAQ5)	05/08/2009	09/14/2012	75,000 00	79,412 02	(2,380 45)	76,107 05	3,304 97
FHLB 4 500000% 09/14/2012 MS (3133XCTG8)	05/12/2009	09/14/2012	75,000 00	75,000 00	(6,366 75)	75,000 00	0 00
ABBOTT LABORATORIES 2 7% 05/27/2015 SR LIEN M-W+10 00BP (002824AX8)	05/27/2010	11/13/2012	150,000 00	158,671 50	(32 54)	150,036 46	8,635 04
BOTTLING GROUP, LLC 4 625% 11/15/2012 USD (10138MAB1)	05/14/2009	11/15/2012	80,000 00	80,000 00	(4,928 00)	80,000 00	0 00
CAMPBELL SOUP COMPANY 5 000000 12/03/2012 (134429AR0)	05/14/2009	12/03/2012	75,000 00	75,000 00	(6,262 50)	75,000 00	0 00
GENERAL DYNAMICS CORPORATION CPN 4 2500 05/15/2013 M-W+25 00BP (369550AK4)	12/29/2009	12/07/2012	80,000 00	81,352 80	(4,113 33)	80,642 67	710 13
GMAC LLC 2 2% 12/19/2012 (36186CBF9)	04/29/2010	12/19/2012	150,000 00	150,000 00	(2,454 00)	150,000 00	0 00
GENERAL ELECTRIC CAPITAL CORP 2 125% 12/21/2012 SR LIEN (36967HAV9)	12/09/2009	12/21/2012	80,000 00	80,000 00	(1,494 40)	80,000 00	0 00
Net NonCovered Long-Term Gains (Losses)				832,338.13	(30,825.19)	818,355.96	13,982.17

⁴ Basis may have been increased by accruals of market discount and/or original issue discount or decreased by premium amortization. This increase or decrease of basis assumes the investor has elected to include market discount in income currently and/or amortize premium currently. You should consult with your own tax advisor to determine your correct basis.

⁵ Sale Proceeds may have been adjusted by an option premium due to an option assignment.



Realized and unrealized gains and loss values do not include securities for which cost basis is unavailable. The recognition of any loss reflected herein may be disallowed or deferred by the application of capital loss limitations, wash sale rules or other special tax rules, and you are strongly urged to consult your own outside tax and other advisors about this and all tax-related matters addressed in any way herein. All information regarding the cost basis and acquisition dates of securities that you acquired elsewhere and that were subsequently delivered into your Goldman Sachs account(s) were provided by you and/or a third party and Goldman Sachs makes no representation as to the accuracy and completeness of such information and it should not be relied upon as such.

THE CAROLYN J. AND ROBERT J.
ALLISON, JR. FAMILY FOUNDATION

	PAGE
ALLISON FAMILY FOUNDATION - BROKERAGE	5
REALIZED GAINS AND LOSSES	6

Your Goldman Sachs Team
Investment Professionals
Dush Pathmanandam
Client Analysts
Michael DeJulio
Alex Wisniewski
Rachel McCracken
John White
Team Assistants
Shirley Segarra

Goldman, Sachs & Co
25 British American Blvd
Latham, NY 12110

Kelly A Anderson, Region Head
518-640-5505

For any inquiries regarding data contained within this report, please contact your
Private Wealth Management Team, or the Tax Reporting Helpline at 888-350-2857

www.goldman.com

Report Date Apr 23, 2013

THE CAROLYN J AND ROBERT J
ALLISON, JR FAMILY FOUNDATION
C/O ANADARKO PETROLEUM CORP
PO BOX 1330
HOUSTON TX 77251-1330



REALIZED GAINS AND LOSSES

Supplemental Information Consult your Form 1099 for tax reporting purposes

REALIZED GAIN AND LOSS SUMMARY

SHORT-TERM GAINS (LOSSES)		LONG-TERM GAINS (LOSSES)		ORDINARY GAINS (LOSSES)	
Net Covered Short Term Gains (Losses)	0 00	Net Covered Long Term Gains (Losses)	0 00	Net Ordinary Gains (Losses)	0 00
Net NonCovered Short Term Gains (Losses)	(345 10)	Net NonCovered Long Term Gains (Losses)	(126 042 23)		
Net 1099B Non Reportable Short Term Gains (Losses)	0 00	Net 1099B Non Reportable Long Term Gains (Losses)	0 00		
Net Miscellaneous Short Term Gains (Losses)	0 00	Net Miscellaneous Long Term Gains (Losses)	0 00	Net Miscellaneous Ordinary Gains (Losses)	0 00
Net Regulated Futures Contract Short Term Gains (Losses)	0 00	Net Regulated Futures Contract Long Term Gains (Losses)	0 00		
Total Short-Term Gains (Losses)	(345 10)	Total Long-Term Gains (Losses)	(126,042.23)	Total Ordinary Gains (Losses)	0 00

SHORT-TERM GAINS (LOSSES)

Description (Product Identifier)	Date Acquired or Sold Short	Date Sold or Covered	Quantity	Sale Proceeds ⁵	Total accretion (Amortization)	Cost Basis ⁴	Total Gain (Loss)
NonCovered Short-Term Gains (Losses)							
GS INTERNATIONAL REAL ESTATE SECURITIES INSTITUTIONAL CLASS SHARES (38143H563)	06/29/2011	05/31/2012	406 00	2,159 94	0 00	2,505 04	(345 10)
Net NonCovered Short-Term Gains (Losses)				2,159.94	0.00	2,505.04	(345.10)

LONG-TERM GAINS (LOSSES)

Description (Product Identifier)	Date Acquired or Sold Short	Date Sold or Covered	Quantity	Sale Proceeds ⁵	Total accretion (Amortization)	Cost Basis ⁴	Total Gain (Loss)
NonCovered Long-Term Gains (Losses)							
GS INTERNATIONAL REAL ESTATE SECURITIES INSTITUTIONAL CLASS SHARES (38143H563)	12/13/2007	05/31/2012	36 52	194 28	0 00	406 26	(211 98)
GS INTERNATIONAL REAL ESTATE SECURITIES INSTITUTIONAL CLASS SHARES (38143H563)	06/28/2007	05/31/2012	63 70	338 87	0 00	786 15	(447 28)
GS INTERNATIONAL REAL ESTATE SECURITIES INSTITUTIONAL CLASS SHARES (38143H563)	06/27/2008	05/31/2012	216 97	1,154 27	0 00	1,876 84	(722 57)
GS INTERNATIONAL REAL ESTATE SECURITIES INSTITUTIONAL CLASS SHARES (38143H563)	06/29/2009	05/31/2012	241 01	1,282 15	0 00	1,352 47	(70 32)
GS INTERNATIONAL REAL ESTATE SECURITIES INSTITUTIONAL CLASS SHARES (38143H563)	06/29/2010	05/31/2012	476 20	2,533 41	0 00	2,452 45	80 96

⁴ Basis may have been increased by accruals of market discount and/or original issue discount or decreased by premium amortization. This increase or decrease of basis assumes the investor has elected to include market discount in income currently and/or amortize premium currently. You should consult with your own tax advisor to determine your correct basis.

⁵ Sale Proceeds may have been adjusted by an option premium due to an option assignment.



Realized and unrealized gains and loss values do not include securities for which cost basis is unavailable. The recognition of any loss reflected herein may be disallowed or deferred by the application of capital loss limitations, wash sale rules or other special tax rules, and you are strongly urged to consult your own outside tax and other advisors about this and all tax-related matters addressed in any way herein. All information regarding the cost basis and acquisition dates of securities that you acquired elsewhere and that were subsequently delivered into your Goldman Sachs account(s) were provided by you and/or a third party and Goldman Sachs makes no representation as to the accuracy and completeness of such information and it should not be relied upon as such.

Tax Year
2012

Legal Name
THE CAROLYN J AND ROBERT J

REALIZED GAINS AND LOSSES (Continued)

Supplemental Information Consult your Form 1099 for tax reporting purposes

LONG-TERM GAINS (LOSSES)

Description (Product Identifier)	Date Acquired or Sold Short	Date Sold or Covered	Quantity	Sale Proceeds ⁵	Total accretion (Amortization)	Cost Basis ⁴	Total Gain (Loss)
NonCovered Long-Term Gains (Losses)							
GS INTERNATIONAL REAL ESTATE SECURITIES INSTITUTIONAL CLASS SHARES (38143H563)	12/13/2007	05/31/2012	658 98	3,505 77	0 00	7,330 91	(3,825 14)
GS INTERNATIONAL REAL ESTATE SECURITIES INSTITUTIONAL CLASS SHARES (38143H563)	12/13/2010	05/31/2012	1,455 90	7,745 37	0 00	8,808 17	(1,062 80)
GS INTERNATIONAL REAL ESTATE SECURITIES INSTITUTIONAL CLASS SHARES (38143H563)	12/11/2009	05/31/2012	2,865 60	15,244 99	0 00	16,849 73	(1,604 74)
GS INTERNATIONAL REAL ESTATE SECURITIES INSTITUTIONAL CLASS SHARES (38143H563)	04/24/2007	05/31/2012	9,663 07	51,407 52	0 00	125,000 00	(73,592 48)
GS INTERNATIONAL REAL ESTATE SECURITIES INSTITUTIONAL CLASS SHARES (38143H563)	03/11/2008	05/31/2012	10,416 19	55,414 12	0 00	100,000 00	(44,585 88)
Net NonCovered Long-Term Gains (Losses)				138,820.75	0.00	264,862.98	(126,042.23)

⁴ Basis may have been increased by accruals of market discount and/or original issue discount or decreased by premium amortization. This increase or decrease of basis assumes the investor has elected to include market discount in income currently and/or amortize premium currently. You should consult with your own tax advisor to determine your correct basis.

⁵ Sale Proceeds may have been adjusted by an option premium due to an option assignment.



Realized and unrealized gains and loss values do not include securities for which cost basis is unavailable. The recognition of any loss reflected herein may be disallowed or deferred by the application of capital loss limitations, wash sale rules or other special tax rules, and you are strongly urged to consult your own outside tax and other advisors about this and all tax-related matters addressed in any way herein. All information regarding the cost basis and acquisition dates of securities that you acquired elsewhere and that were subsequently delivered into your Goldman Sachs account(s) were provided by you and/or a third party and Goldman Sachs makes no representation as to the accuracy and completeness of such information and it should not be relied upon as such.

THIS PAGE INTENTIONALLY LEFT BLANK

THE CAROLYN J. AND ROBERT J.
ALLISON, JR. FAMILY FOUNDATION

	PAGE
ALLISON FAMILY FOUNDATION - THORNBURG	9
REALIZED GAINS AND LOSSES	10

Your Goldman Sachs Team
Investment Professionals
Dush Pathmanandam
Client Analysts
Michael DeJulio
Alex Wisniewski
Rachel McCracken
John White
Team Assistants
Shirley Segarra

Goldman, Sachs & Co
25 British American Blvd
Latham, NY 12110


Kelly A. Anderson, Region Head
518-640-5505

For any inquiries regarding data contained within this report, please contact your
Private Wealth Management Team, or the Tax Reporting Helpline at 888-350-2857

www.goldman.com

Report Date Apr 23, 2013

THE CAROLYN J. AND ROBERT J.
ALLISON, JR. FAMILY FOUNDATION
C/O ANADARKO PETROLEUM CORP
PO BOX 1330
HOUSTON TX 77251-1330



REALIZED GAINS AND LOSSES

Supplemental Information Consult your Form 1099 for tax reporting purposes

REALIZED GAIN AND LOSS SUMMARY

SHORT-TERM GAINS (LOSSES)		LONG-TERM GAINS (LOSSES)		ORDINARY GAINS (LOSSES)	
Net Covered Short Term Gains (Losses)	4 883 71	Net Covered Long Term Gains (Losses)	(4 253 16)	Net Ordinary Gains (Losses)	0 00
Net NonCovered Short Term Gains (Losses)	15 434 30	Net NonCovered Long Term Gains (Losses)	33 018 93		
Net 1099B Non Reportable Short Term Gains (Losses)	0 00	Net 1099B Non Reportable Long Term Gains (Losses)	0 00		
Net Miscellaneous Short Term Gains (Losses)	0 00	Net Miscellaneous Long Term Gains (Losses)	0 00	Net Miscellaneous Ordinary Gains (Losses)	0 00
Net Regulated Futures Contract Short Term Gains (Losses)	0 00	Net Regulated Futures Contract Long Term Gains (Losses)	0 00		
Total Short-Term Gains (Losses)	20,318 01	Total Long-Term Gains (Losses)	28,765 77	Total Ordinary Gains (Losses)	0 00

SHORT-TERM GAINS (LOSSES)

Description (Product Identifier)	Date Acquired or Sold Short	Date Sold or Covered	Quantity	Sale Proceeds ⁵	Total accretion (Amortization)	Cost Basis ⁴	Total Gain (Loss)
Covered Short-Term Gains (Losses)							
ASSA ABLOY AB UNSPONSORED ADR (SWEDEN) (045387107)	01/17/2012	01/24/2012	81 00	1,080 06	0 00	1,065 15	14 91
ASSA ABLOY AB UNSPONSORED ADR (SWEDEN) (045387107)	01/17/2012	01/25/2012	187 00	2,482 95	0 00	2,459 05	23 90
TELEFONICA S A ADR SPONSORED ADR CMN (879382208)	01/17/2012	01/25/2012	808 00	13,668 10	0 00	13,936 55	(268 45)
TURKIYE GARANTI BANKASI AS GDS CMN (900148701)	01/17/2012	02/03/2012	484 00	1,874 88	0 00	1,592 36	282 52
TURKIYE GARANTI BANKASI AS GDS CMN (900148701)	01/17/2012	02/10/2012	766 00	2,811 39	0 00	2,520 14	291 25
SOUTHERN COPPER CORPORATION CMN (84265V105)	04/06/2011	02/13/2012	0 82	24 81	0 00	0 00	24 81
TOYOTA MOTOR CORPORATION SPON ADR (892331307)	01/17/2012	02/16/2012	42 00	3,506 67	0 00	2,845 48	661 19
CREDIT SUISSE GROUP SPON ADR SPONSORED ADR CMN (225401108)	01/17/2012	02/28/2012	44 00	1,209 45	0 00	1,020 30	189 15
CREDIT SUISSE GROUP SPON ADR SPONSORED ADR CMN (225401108)	01/17/2012	02/29/2012	161 00	4,344 19	0 00	3,733 37	610 82
MITSUBISHI UFJ FINL GROUP, INC SPONSORED ADR CMN (606822104)	01/17/2012	03/01/2012	603 00	3,074 40	0 00	2,588 86	485 54
VOLKSWAGEN AG, WOLFSBURG SPONSORED ADR PFD USD0 6833 (928662402)	04/06/2011	03/13/2012	102 00	3,693 10	0 00	3,401 70	291 40
TENCENT HOLDINGS LIMITED UNSPONSORED ADR CMN (88032Q109)	01/17/2012	03/20/2012	81 00	2,257 90	0 00	1,842 75	415 15
TECK RESOURCES LIMITED CMN CLASS B (878742204)	01/17/2012	03/22/2012	47 00	1,643 06	0 00	1,863 08	(220 02)
TECK RESOURCES LIMITED CMN CLASS B (878742204)	01/17/2012	03/23/2012	271 00	9,534 79	0 00	10,742 44	(1,207 65)
LI & FUNG LIMITED UNSPONSORED ADR CMN (501897102)	09/01/2011	03/27/2012	406 00	2,011 08	0 00	1,521 48	489 60

⁴ Basis may have been increased by accruals of market discount and/or original issue discount or decreased by premium amortization. This increase or decrease of basis assumes the investor has elected to include market discount in income currently and/or amortize premium currently. You should consult with your own tax advisor to determine your correct basis.

⁵ Sale Proceeds may have been adjusted by an option premium due to an option assignment.



Realized and unrealized gains and loss values do not include securities for which cost basis is unavailable. The recognition of any loss reflected herein may be disallowed or deferred by the application of capital loss limitations, wash sale rules or other special tax rules, and you are strongly urged to consult your own outside tax and other advisors about this and all tax-related matters addressed in any way herein. All information regarding the cost basis and acquisition dates of securities that you acquired elsewhere and that were subsequently delivered into your Goldman Sachs account(s) were provided by you and/or a third party and Goldman Sachs makes no representation as to the accuracy and completeness of such information and it should not be relied upon as such.

Tax Year

2012

Legal Name

THE CAROLYN J AND ROBERT J

REALIZED GAINS AND LOSSES (Continued)*Supplemental Information Consult your Form 1099 for tax reporting purposes***SHORT-TERM GAINS (LOSSES)**

Description (Product Identifier)	Date Acquired or Sold Short	Date Sold or Covered	Quantity	Sale Proceeds ⁵	Total accretion (Amortization)	Cost Basis ⁴	Total Gain (Loss)
Covered Short-Term Gains (Losses)							
LI & FUNG LIMITED UNSPONSORED ADR CMN (501897102)	08/31/2011	03/27/2012	657 00	3,254 39	0 00	2,315 79	938 60
NOKIA CORP SPON ADR SPONSORED ADR CMN (654902204)	01/17/2012	04/11/2012	959 00	4,133 86	0 00	5,369 73	(1,235 87)
ING GROEP N V SPONS ADR SPONSORED ADR CMN (456837103)	01/17/2012	04/26/2012	338 00	2,392 27	0 00	2,787 05	(394 78)
ING GROEP N V SPONS ADR SPONSORED ADR CMN (456837103)	01/17/2012	04/27/2012	1,727 00	12,080 60	0 00	14,240 32	(2,159 72)
TEVA PHARMACEUTICAL IND LTD ADS (881624209)	01/17/2012	05/24/2012	56 00	2,168 16	0 00	2,514 40	(346 24)
TESCO PLC (SPONSORED) ADR SPONSORED ADR CMN (881575302)	01/17/2012	06/29/2012	77 00	1,127 19	0 00	1,128 05	(0 86)
TESCO PLC (SPONSORED) ADR SPONSORED ADR CMN (881575302)	01/17/2012	06/29/2012	179 00	2,611 75	0 00	2,622 35	(10 60)
HSBC HOLDINGS PLC SPONSORED ADR CMN (404280406)	02/28/2012	07/20/2012	61 00	2,542 28	0 00	2,725 65	(183 37)
HSBC HOLDINGS PLC SPONSORED ADR CMN (404280406)	02/28/2012	07/24/2012	7 00	276 65	0 00	312 78	(36 13)
HSBC HOLDINGS PLC SPONSORED ADR CMN (404280406)	02/29/2012	07/24/2012	40 00	1,580 88	0 00	1,784 94	(204 06)
CANADIAN NATURAL RESOURCES CMN (136385101)	04/11/2012	07/27/2012	85 00	2,349 58	0 00	2,688 44	(338 86)
SIEMENS AKTIENGESELLSCHAFT SPONSORED ADR CMN (826197501)	01/17/2012	08/31/2012	10 00	944 07	0 00	983 05	(38 98)
SIEMENS AKTIENGESELLSCHAFT SPONSORED ADR CMN (826197501)	01/17/2012	09/04/2012	9 00	845 85	0 00	884 74	(38 89)
ASSA ABLOY AB UNSPONSORED ADR (SWEDEN) (045387107)	01/17/2012	09/07/2012	193 00	2,974 95	0 00	2,537 95	437 00
SIEMENS AKTIENGESELLSCHAFT SPONSORED ADR CMN (826197501)	01/17/2012	09/19/2012	30 00	3,089 87	0 00	2,949 14	140 73
TESCO PLC (SPONSORED) ADR SPONSORED ADR CMN (881575302)	01/17/2012	10/08/2012	214 00	3,255 61	0 00	3,135 10	120 51
TESCO PLC (SPONSORED) ADR SPONSORED ADR CMN (881575302)	01/17/2012	10/09/2012	217 00	3,264 79	0 00	3,179 05	85 74
TESCO PLC (SPONSORED) ADR SPONSORED ADR CMN (881575302)	01/17/2012	10/10/2012	417 00	6,291 71	0 00	6,109 05	182 66
SIEMENS AKTIENGESELLSCHAFT SPONSORED ADR CMN (826197501)	01/17/2012	10/11/2012	36 00	3,575 75	0 00	3,538 97	36 78
TESCO PLC (SPONSORED) ADR SPONSORED ADR CMN (881575302)	01/17/2012	10/11/2012	292 00	4,387 75	0 00	4,277 80	109 95
TAIWAN SEMICONDUCTOR MFG ADS LTD ADS 1ADS EQUALS 50RDS (874039100)	07/26/2012	10/19/2012	187 00	2,852 32	0 00	2,490 48	361 84
TAIWAN SEMICONDUCTOR MFG ADS LTD ADS 1ADS EQUALS 50RDS (874039100)	07/26/2012	10/22/2012	186 00	2,846 75	0 00	2,477 17	369 58
ASSA ABLOY AB UNSPONSORED ADR (SWEDEN) (045387107)	01/17/2012	11/28/2012	80 00	1,402 86	0 00	1,052 00	350 86

⁴ Basis may have been increased by accruals of market discount and/or original issue discount or decreased by premium amortization. This increase or decrease of basis assumes the investor has elected to include market discount in income currently and/or amortize premium currently. You should consult with your own tax advisor to determine your correct basis.

⁵ Sale Proceeds may have been adjusted by an option premium due to an option assignment.

Tax Year
2012

Legal Name
THE CAROLYN J AND ROBERT J

REALIZED GAINS AND LOSSES (Continued)

Supplemental Information Consult your Form 1099 for tax reporting purposes

SHORT-TERM GAINS (LOSSES)


Description (Product Identifier)	Date Acquired or Sold Short	Date Sold or Covered	Quantity	Sale Proceeds ⁵	Total accretion (Amortization)	Cost Basis ⁴	Total Gain (Loss)
Covered Short-Term Gains (Losses)							
TURKIYE GARANTI BANKASI AS GDS CMN (900148701)	01/17/2012	11/28/2012	386 00	1,761 70	0 00	1,269 94	491 76
ASSA ABLOY AB UNSPONSORED ADR (SWEDEN) (045387107)	01/17/2012	11/29/2012	80 00	1,415 42	0 00	1,052 00	363 42
ESCROW/ASML HOLDING N V CMN (N07ESC895)	10/19/2012	12/03/2012	57 00	676 58	0 00	0 00	676 58
ESCROW/ASML HOLDING N V CMN (N07ESC895)	10/12/2012	12/03/2012	108 00	1,281 93	0 00	0 00	1,281 93
TEVA PHARMACEUTICAL IND LTD ADS (881624209)	01/17/2012	12/06/2012	71 00	2,970 20	0 00	3,187 90	(217 70)
ADIDAS AG ADR CMN (00687A107)	01/17/2012	12/07/2012	55 00	2,395 17	0 00	1,911 80	483 37
MICHELIN COMPAGNIE GENERALE DE UNSPONSORED ADR CMN (59410T106)	03/12/2012	12/07/2012	64 00	1,170 70	0 00	893 21	277 49
MICHELIN COMPAGNIE GENERALE DE UNSPONSORED ADR CMN (59410T106)	03/12/2012	12/07/2012	80 00	1,456 57	0 00	1,116 51	340 06
CREDIT SUISSE GROUP SPON ADR SPONSORED ADR CMN (225401108)	01/17/2012	12/14/2012	181 00	4,449 89	0 00	4,197 14	252 75
CREDIT SUISSE GROUP SPON ADR SPONSORED ADR CMN (225401108)	01/17/2012	12/17/2012	171 00	4,186 01	0 00	3,965 25	220 76
CREDIT SUISSE GROUP SPON ADR SPONSORED ADR CMN (225401108)	01/17/2012	12/18/2012	183 00	4,545 61	0 00	4,243 51	302 10
CREDIT SUISSE GROUP SPON ADR SPONSORED ADR CMN (225401108)	01/17/2012	12/19/2012	90 00	2,268 15	0 00	2,086 97	181 18
Net Covered Short-Term Gains (Losses)				152,044.65	0.00	147,160.94	4,883.71
NonCovered Short-Term Gains (Losses)							
ISHARES MSCI EAFE INDEX FUND ETF (464287465)	12/14/2011	01/17/2012	7,545 00	380,026 81	0 00	364,592 51	15,434 30
Net NonCovered Short-Term Gains (Losses)				380,026.81	0.00	364,592.51	15,434.30

LONG-TERM GAINS (LOSSES)

Description (Product Identifier)	Date Acquired or Sold Short	Date Sold or Covered	Quantity	Sale Proceeds ⁵	Total accretion (Amortization)	Cost Basis ⁴	Total Gain (Loss)
Covered Long-Term Gains (Losses)							
CANADIAN NATURAL RESOURCES CMN (136385101)	04/06/2011	07/27/2012	80 00	2,211 37	0 00	4,020 00	(1,808 63)
CANON INC ADR SPONSORED ADR CMN (138006309)	02/03/2011	07/27/2012	50 00	1,596 44	0 00	2,439 30	(842 86)

⁴ Basis may have been increased by accruals of market discount and/or original issue discount or decreased by premium amortization. This increase or decrease of basis assumes the investor has elected to include market discount in income currently and/or amortize premium currently. You should consult with your own tax advisor to determine your correct basis.

⁵ Sale Proceeds may have been adjusted by an option premium due to an option assignment.



Realized and unrealized gains and loss values do not include securities for which cost basis is unavailable. The recognition of any loss reflected herein may be disallowed or deferred by the application of capital loss limitations, wash sale rules or other special tax rules, and you are strongly urged to consult your own outside tax and other advisors about this and all tax-related matters addressed in any way herein. All information regarding the cost basis and acquisition dates of securities that you acquired elsewhere and that were subsequently delivered into your Goldman Sachs account(s) were provided by you and/or a third party and Goldman Sachs makes no representation as to the accuracy and completeness of such information and it should not be relied upon as such.

Tax Year

Legal Name

2012

THE CAROLYN J AND ROBERT J

REALIZED GAINS AND LOSSES (Continued)*Supplemental Information Consult your Form 1099 for tax reporting purposes***LONG-TERM GAINS (LOSSES)**

Description (Product Identifier)	Date Acquired or Sold Short	Date Sold or Covered	Quantity	Sale Proceeds ⁵	Total accretion (Amortization)	Cost Basis ⁴	Total Gain (Loss)
Covered Long-Term Gains (Losses)							
CANON INC ADR SPONSORED ADR CMN (138006309)	03/16/2011	07/27/2012	53 00	1,692 23	0 00	2,380 05	(687 82)
CANON INC ADR SPONSORED ADR CMN (138006309)	04/06/2011	07/27/2012	125 00	3,991 11	0 00	5,362 50	(1,371 39)
SBERBANK SPONSORED ADR CMN TRADEABLE ON LNSE & NASDAQ UK LINE SBNCYQ L-US LINE SBR CY (80585Y308)	09/12/2011	12/14/2012	41 00	496 08	0 00	435 75	60 33
SBERBANK SPONSORED ADR CMN TRADEABLE ON LNSE & NASDAQ UK LINE SBNCYQ L-US LINE SBR CY (80585Y308)	09/12/2011	12/14/2012	90 00	1,088 95	0 00	956 52	132 43
SBERBANK SPONSORED ADR CMN TRADEABLE ON LNSE & NASDAQ UK LINE SBNCYQ L-US LINE SBR CY (80585Y308)	09/09/2011	12/14/2012	363 00	4,392 09	0 00	4,127 31	264 78
Net Covered Long-Term Gains (Losses)				15,468.27	0.00	19,721.43	(4,253.16)
NonCovered Long-Term Gains (Losses)							
CNOOC LIMITED SPONSORED ADR CMN (126132109)	10/05/2009	01/10/2012	8 00	1,584 55	0 00	1,077 61	506 94
NOVARTIS AG-ADR SPONSORED ADR CMN (66987V109)	04/16/2008	01/10/2012	74 00	4,210 00	0 00	3,497 56	712 44
CNOOC LIMITED SPONSORED ADR CMN (126132109)	10/05/2009	01/11/2012	7 00	1,366 09	0 00	942 91	423 18
CNOOC LIMITED SPONSORED ADR CMN (126132109)	10/05/2009	01/12/2012	6 00	1,163 98	0 00	808 21	355 77
NOVARTIS AG-ADR SPONSORED ADR CMN (66987V109)	04/16/2008	02/01/2012	51 00	2,829 44	0 00	2,410 48	418 96
NESTLE SA SPONSORED ADR (REP 1/20 CHF 10 REGD SHS) (641069406)	04/16/2008	02/02/2012	47 00	2,712 80	0 00	2,395 47	317 33
KOMATSU LTD ADR (NEW) SPONSORED GDS CMN (500458401)	10/21/2008	03/01/2012	27 00	791 08	0 00	304 07	487 01
KOMATSU LTD ADR (NEW) SPONSORED GDS CMN (500458401)	04/16/2008	03/01/2012	89 00	2,607 63	0 00	2,411 90	195 73
SAP AG (SPON ADR) (803054204)	10/07/2008	03/05/2012	20 00	1,358 82	0 00	748 53	610 29
SAP AG (SPON ADR) (803054204)	10/10/2008	03/05/2012	23 00	1,562 64	0 00	770 38	792 26
HENNES & MAURITZ AB ADR CMN (425883105)	06/10/2008	03/07/2012	474 00	3,209 68	0 00	2,624 49	585 19
VOLKSWAGEN AG, WOLFSBURG SPONSORED ADR PFD USD0 6833 (928662402)	08/02/2010	03/12/2012	169 00	6,209 88	0 00	3,672 61	2,537 27
VOLKSWAGEN AG, WOLFSBURG SPONSORED ADR PFD USD0 6833 (928662402)	08/02/2010	03/13/2012	32 00	1,158 62	0 00	695 41	463 21

⁴ Basis may have been increased by accruals of market discount and/or original issue discount or decreased by premium amortization. This increase or decrease of basis assumes the investor has elected to include market discount in income currently and/or amortize premium currently. You should consult with your own tax advisor to determine your correct basis.

⁵ Sale Proceeds may have been adjusted by an option premium due to an option assignment.



Realized and unrealized gains and loss values do not include securities for which cost basis is unavailable. The recognition of any loss reflected herein may be disallowed or deferred by the application of capital loss limitations, wash sale rules or other special tax rules, and you are strongly urged to consult your own outside tax and other advisors about this and all tax-related matters addressed in any way herein. All information regarding the cost basis and acquisition dates of securities that you acquired elsewhere and that were subsequently delivered into your Goldman Sachs account(s) were provided by you and/or a third party and Goldman Sachs makes no representation as to the accuracy and completeness of such information and it should not be relied upon as such.

Tax Year

2012

Legal Name

THE CAROLYN J AND ROBERT J

REALIZED GAINS AND LOSSES (Continued)*Supplemental Information Consult your Form 1099 for tax reporting purposes***LONG-TERM GAINS (LOSSES)**

Description (Product Identifier)	Date Acquired or Sold Short	Date Sold or Covered	Quantity	Sale Proceeds ⁵	Total accretion (Amortization)	Cost Basis ⁴	Total Gain (Loss)
NonCovered Long-Term Gains (Losses)							
VOLKSWAGEN AG, WOLFSBURG SPONSORED ADR PFD USD0 6833 (928662402)	08/25/2010	03/13/2012	85 00	3,077 58	0 00	1,673 65	1,403 93
VOLKSWAGEN AG, WOLFSBURG SPONSORED ADR PFD USD0 6833 (928662402)	10/04/2010	03/13/2012	98 00	3,548 27	0 00	2,275 04	1,273 23
WAL-MART DE MEXICO SAB DE CV SPONSORED ADR REPSTG SER V SHS (93114W107)	01/28/2009	03/20/2012	45 00	1,485 24	0 00	506 78	978 46
WAL-MART DE MEXICO SAB DE CV SPONSORED ADR REPSTG SER V SHS (93114W107)	01/23/2009	03/20/2012	49 00	1,617 26	0 00	529 69	1,087 57
BG GROUP PLC SPON ADR ADR CMN (055434203)	07/02/2009	03/28/2012	143 00	3,293 22	0 00	2,447 16	846 06
SAP AG (SPON ADR) (803054204)	10/10/2008	04/13/2012	9 00	589 96	0 00	301 45	288 51
SAP AG (SPON ADR) (803054204)	06/19/2009	04/13/2012	10 00	655 52	0 00	402 40	253 12
SAP AG (SPON ADR) (803054204)	10/16/2008	04/13/2012	26 00	1,704 35	0 00	903 33	801 02
CANADIAN NATIONAL RAILWAY CO CMN (136375102)	04/16/2008	06/06/2012	32 00	2,587 43	0 00	1,662 08	925 35
SAP AG (SPON ADR) (803054204)	06/19/2009	07/12/2012	47 00	2,725 71	0 00	1,891 28	834 43
NOVO-NORDISK A/S ADR ADR CMN (670100205)	04/16/2008	07/13/2012	13 00	1,886 29	0 00	930 15	956 14
NOVO-NORDISK A/S ADR ADR CMN (670100205)	04/16/2008	07/13/2012	16 00	2,324 36	0 00	1,144 80	1,179 56
CANADIAN NATURAL RESOURCES CMN (136385101)	08/20/2009	07/24/2012	59 00	1,591 13	0 00	1,724 47	(133 34)
CANON INC ADR SPONSORED ADR CMN (138006309)	06/30/2010	07/25/2012	136 00	4,613 65	0 00	5,082 78	(469 13)
CANADIAN NATURAL RESOURCES CMN (136385101)	09/01/2009	07/26/2012	74 00	2,021 91	0 00	2,064 89	(42 98)
CANADIAN NATURAL RESOURCES CMN (136385101)	08/20/2009	07/26/2012	91 00	2,486 41	0 00	2,659 78	(173 37)
CANADIAN NATURAL RESOURCES CMN (136385101)	09/01/2009	07/27/2012	12 00	331 71	0 00	334 85	(3 14)
CANADIAN NATURAL RESOURCES CMN (136385101)	09/30/2010	07/27/2012	50 00	1,382 11	0 00	1,723 64	(341 53)
CANON INC ADR SPONSORED ADR CMN (138006309)	08/31/2010	07/27/2012	50 00	1,596 44	0 00	2,045 84	(449 40)
CANON INC ADR SPONSORED ADR CMN (138006309)	07/09/2010	07/27/2012	52 00	1,660 30	0 00	2,051 33	(391 03)
CANON INC ADR SPONSORED ADR CMN (138006309)	07/02/2010	07/27/2012	54 00	1,724 16	0 00	2,015 13	(290 97)
CANON INC ADR SPONSORED ADR CMN (138006309)	06/30/2010	07/27/2012	80 00	2,554 31	0 00	2,989 87	(435 56)

⁴ Basis may have been increased by accruals of market discount and/or original issue discount or decreased by premium amortization. This increase or decrease of basis assumes the investor has elected to include market discount in income currently and/or amortize premium currently. You should consult with your own tax advisor to determine your correct basis.

⁵ Sale Proceeds may have been adjusted by an option premium due to an option assignment.

Tax Year

Legal Name

2012

THE CAROLYN J AND ROBERT J

REALIZED GAINS AND LOSSES (Continued)*Supplemental Information Consult your Form 1099 for tax reporting purposes***LONG-TERM GAINS (LOSSES)**

Description (Product Identifier)	Date Acquired or Sold Short	Date Sold or Covered	Quantity	Sale Proceeds ⁵	Total accretion (Amortization)	Cost Basis ⁴	Total Gain (Loss)
NonCovered Long-Term Gains (Losses)							
CREDIT SUISSE GROUP SPON ADR SPONSORED ADR CMN (225401108)		08/14/2012	0 00	24 25	0 00	No Cost	24 25 ⁸
LVMH MOET HENNESSY LOUIS VUITTON S A ADR CMN (502441306)	01/16/2009	09/04/2012	21 00	681 85	0 00	231 90	449 95
LVMH MOET HENNESSY LOUIS VUITTON S A ADR CMN (502441306)	11/20/2008	09/04/2012	83 00	2,694 93	0 00	818 41	1,876 52
CANADIAN NATIONAL RAILWAY CO CMN (136375102)	04/16/2008	09/07/2012	34 00	3,121 56	0 00	1,765 96	1,355 60
NOVO-NORDISK A/S ADR ADR CMN (670100205)	04/16/2008	09/19/2012	18 00	2,806 16	0 00	1,287 90	1,518 26
RECKITT BENCKISER GROUP PLC SLOUGH UNSPONSORED ADR (UK) (756255105)	10/13/2008	09/19/2012	287 00	3,380 89	0 00	2,496 18	884 71
SAP AG (SPON ADR) (803054204)	06/19/2009	09/19/2012	42 00	3,050 68	0 00	1,690 08	1,360 60
RECKITT BENCKISER GROUP PLC SLOUGH UNSPONSORED ADR (UK) (756255105)	12/17/2008	10/24/2012	58 00	707 07	0 00	452 67	254 40
RECKITT BENCKISER GROUP PLC SLOUGH UNSPONSORED ADR (UK) (756255105)	10/13/2008	10/24/2012	199 00	2,425 99	0 00	1,730 80	695 19
SAP AG (SPON ADR) (803054204)	06/19/2009	10/24/2012	15 00	1,071 07	0 00	603 60	467 47
SAP AG (SPON ADR) (803054204)	10/29/2009	10/24/2012	25 00	1,785 12	0 00	1,169 18	615 94
BG GROUP PLC SPON ADR ADR CMN (055434203)	07/02/2009	11/01/2012	148 00	2,623 88	0 00	2,532 72	91 16
RECKITT BENCKISER GROUP PLC SLOUGH UNSPONSORED ADR (UK) (756255105)	12/17/2008	11/28/2012	166 00	2,065 22	0 00	1,295 58	769 64
WAL-MART DE MEXICO SAB DE CV SPONSORED ADR REPSTG SER V SHS (93114W107)	02/20/2009	12/06/2012	38 00	1,256 39	0 00	378 15	878 24
WAL-MART DE MEXICO SAB DE CV SPONSORED ADR REPSTG SER V SHS (93114W107)	01/28/2009	12/06/2012	47 00	1,553 95	0 00	529 30	1,024 65
LVMH MOET HENNESSY LOUIS VUITTON S A ADR CMN (502441306)	01/16/2009	12/07/2012	86 00	3,064 01	0 00	949 70	2,114 31
RECKITT BENCKISER GROUP PLC SLOUGH UNSPONSORED ADR (UK) (756255105)	12/17/2008	12/07/2012	10 00	126 52	0 00	78 05	48 47
RECKITT BENCKISER GROUP PLC SLOUGH UNSPONSORED ADR (UK) (756255105)	06/19/2009	12/07/2012	110 00	1,391 73	0 00	1,004 30	387 43

⁴ Basis may have been increased by accruals of market discount and/or original issue discount or decreased by premium amortization. This increase or decrease of basis assumes the investor has elected to include market discount in income currently and/or amortize premium currently. You should consult with your own tax advisor to determine your correct basis.

⁵ Sale Proceeds may have been adjusted by an option premium due to an option assignment.

⁸ Due to incomplete cost basis, gains may be incorrectly stated and should not be used for tax reporting purposes. Please consult with your tax advisor.

Tax Year

Legal Name

2012

THE CAROLYN J AND ROBERT J

REALIZED GAINS AND LOSSES (Continued)*Supplemental Information Consult your Form 1099 for tax reporting purposes***LONG-TERM GAINS (LOSSES)**

Description (Product Identifier)	Date Acquired or Sold Short	Date Sold or Covered	Quantity	Sale Proceeds ⁵	Total accretion (Amortization)	Cost Basis ⁴	Total Gain (Loss)
NonCovered Long-Term Gains (Losses)							
RECKITT BENCKISER GROUP PLC SLOUGH UNSPONSORED ADR (UK) (756255105)	02/23/2009	12/07/2012	128 00	1,619 47	0 00	1,028 75	590 72
CNOOC LIMITED SPONSORED ADR CMN (126132109)	10/05/2009	12/17/2012	9 00	1,921 81	0 00	1,212 31	709 50
CNOOC LIMITED SPONSORED ADR CMN (126132109)	10/05/2009	12/18/2012	5 00	1,072 92	0 00	673 51	399 41
Net NonCovered Long-Term Gains (Losses)				114,668.00	0.00	81,649.07	33,018.93

⁴ Basis may have been increased by accruals of market discount and/or original issue discount or decreased by premium amortization. This increase or decrease of basis assumes the investor has elected to include market discount in income currently and/or amortize premium currently. You should consult with your own tax advisor to determine your correct basis.

⁵ Sale Proceeds may have been adjusted by an option premium due to an option assignment.

Tax Year

2012

SUPPLEMENTAL INFORMATION

Supplemental Information Consult your Form 1099 for tax reporting purposes

THE CAROLYN J. AND ROBERT J. ALLISON, JR. FAMILY FOUNDATION

	PAGE
ALLISON FAMILY FOUNDATION - SOUND SHORE	17
REALIZED GAINS AND LOSSES	18

Your Goldman Sachs Team
Investment Professionals
Dush Pathmanandam
Client Analysts
Michael DeJulio
Alex Wisniewski
Rachel McCracken
John White
Team Assistants
Shirley Segarra

Goldman, Sachs & Co
25 British American Blvd
Latham, NY 12110

Kelly A. Anderson, Region Head
518-640-5505

For any inquiries regarding data contained within this report, please contact your
Private Wealth Management Team, or the Tax Reporting Helpline at 888-350-2857

www.goldman.com

Report Date Apr 23, 2013

THE CAROLYN J. AND ROBERT J.
ALLISON, JR. FAMILY FOUNDATION
C/O ANADARKO PETROLEUM CORP
PO BOX 1330
HOUSTON TX 77251-1330



Tax Year Account No Legal Name
2012 **926-** **THE CAROLYN J AND ROBERT J**

REALIZED GAINS AND LOSSES

Supplemental Information Consult your Form 1099 for tax reporting purposes

REALIZED GAIN AND LOSS SUMMARY

SHORT-TERM GAINS (LOSSES)		LONG-TERM GAINS (LOSSES)		ORDINARY GAINS (LOSSES)	
Net Covered Short Term Gains (Losses)	5,963.65	Net Covered Long Term Gains (Losses)	0.00	Net Ordinary Gains (Losses)	0.00
Net NonCovered Short Term Gains (Losses)	26,864.91	Net NonCovered Long Term Gains (Losses)	11,689.62		
Net 1099B Non Reportable Short Term Gains (Losses)	0.00	Net 1099B Non Reportable Long Term Gains (Losses)	0.00		
Net Miscellaneous Short Term Gains (Losses)	0.00	Net Miscellaneous Long Term Gains (Losses)	0.00	Net Miscellaneous Ordinary Gains (Losses)	0.00
Net Regulated Futures Contract Short Term Gains (Losses)	0.00	Net Regulated Futures Contract Long Term Gains (Losses)	0.00		
Total Short-Term Gains (Losses)	32,828.56	Total Long-Term Gains (Losses)	11,689.62	Total Ordinary Gains (Losses)	0.00

SHORT-TERM GAINS (LOSSES)

Description (Product Identifier)	Date Acquired or Sold Short	Date Sold or Covered	Quantity	Sale Proceeds ⁵	Total accretion (Amortization)	Cost Basis ⁴	Total Gain (Loss)
Covered Short-Term Gains (Losses)							
PUBLIC-SVC ENTERPRISE GROUP HOLDING CO (744573106)	08/11/2011	01/17/2012	18.00	556.04	0.00	546.31	9.73
PUBLIC-SVC ENTERPRISE GROUP HOLDING CO (744573106)	08/11/2011	01/18/2012	31.00	945.68	0.00	940.86	4.82
PUBLIC-SVC ENTERPRISE GROUP HOLDING CO (744573106)	08/11/2011	01/19/2012	49.00	1,486.37	0.00	1,487.17	(0.80)
SUNCOKE ENERGY INC CMN (86722A103)	05/09/2011	01/19/2012	8.00	103.54	0.00	104.11	(0.57)
SUNCOKE ENERGY INC CMN (86722A103)	05/10/2011	01/19/2012	10.00	129.42	0.00	135.85	(6.43)
SUNCOKE ENERGY INC CMN (86722A103)	05/13/2011	01/19/2012	12.00	155.31	0.00	155.59	(0.28)
SUNCOKE ENERGY INC CMN (86722A103)	06/02/2011	01/19/2012	23.00	297.66	0.00	293.11	4.55
SUNCOKE ENERGY INC CMN (86722A103)	08/31/2011	01/19/2012	33.00	427.09	0.00	401.31	25.78
SUNCOKE ENERGY INC CMN (86722A103)	04/06/2011	01/19/2012	36.00	465.91	0.00	533.50	(67.59)
SUNCOKE ENERGY INC CMN (86722A103)	05/06/2011	01/19/2012	51.00	660.03	0.00	675.48	(15.45)
PUBLIC-SVC ENTERPRISE GROUP HOLDING CO (744573106)	08/12/2011	01/20/2012	14.00	420.81	0.00	435.56	(14.75)
PUBLIC-SVC ENTERPRISE GROUP HOLDING CO (744573106)	08/11/2011	01/20/2012	38.00	1,142.18	0.00	1,153.31	(11.13)
CINTAS CORPORATION CMN (172908105)	11/17/2011	01/23/2012	38.00	1,423.55	0.00	1,107.26	316.29
CINTAS CORPORATION CMN (172908105)	11/16/2011	01/23/2012	46.00	1,723.24	0.00	1,344.52	378.72
SUNCOKE ENERGY INC CMN (86722A103)	08/31/2011	01/23/2012	4.00	55.11	0.00	48.64	6.47
SUNCOKE ENERGY INC CMN (86722A103)	09/19/2011	01/23/2012	18.00	248.02	0.00	199.34	48.68

⁴ Basis may have been increased by accruals of market discount and/or original issue discount or decreased by premium amortization. This increase or decrease of basis assumes the investor has elected to include market discount in income currently and/or amortize premium currently. You should consult with your own tax advisor to determine your correct basis.

⁵ Sale Proceeds may have been adjusted by an option premium due to an option assignment.



Realized and unrealized gains and loss values do not include securities for which cost basis is unavailable. The recognition of any loss reflected herein may be disallowed or deferred by the application of capital loss limitations, wash sale rules or other special tax rules, and you are strongly urged to consult your own outside tax and other advisors about this and all tax-related matters addressed in any way herein. All information regarding the cost basis and acquisition dates of securities that you acquired elsewhere and that were subsequently delivered into your Goldman Sachs account(s) were provided by you and/or a third party and Goldman Sachs makes no representation as to the accuracy and completeness of such information and it should not be relied upon as such.

Tax Year

Legal Name

2012

THE CAROLYN J AND ROBERT J

REALIZED GAINS AND LOSSES (Continued)*Supplemental Information Consult your Form 1099 for tax reporting purposes***SHORT-TERM GAINS (LOSSES)**

Description (Product Identifier)	Date Acquired or Sold Short	Date Sold or Covered	Quantity	Sale Proceeds ⁵	Total accretion (Amortization)	Cost Basis ⁴	Total Gain (Loss)
Covered Short-Term Gains (Losses)							
SUNCOKE ENERGY INC CMN (86722A103)	11/22/2011	01/23/2012	32 00	440 93	0 00	357 91	83 02
SUNCOKE ENERGY INC CMN (86722A103)	09/20/2011	01/23/2012	35 00	482 27	0 00	399 55	82 72
CINTAS CORPORATION CMN (172908105)	11/17/2011	01/24/2012	36 00	1,349 63	0 00	1,048 98	300 65
LYONDELLBASELL INDUSTRIES N V CMN CLASS A (N53745100)	04/06/2011	01/24/2012	6 00	238 87	0 00	220 94	17 93
PUBLIC-SVC ENTERPRISE GROUP HOLDING CO (744573106)	08/12/2011	01/24/2012	41 00	1,246 04	0 00	1,275 55	(29 51)
CINTAS CORPORATION CMN (172908105)	11/23/2011	01/25/2012	6 00	223 36	0 00	167 70	55 66
CINTAS CORPORATION CMN (172908105)	11/21/2011	01/25/2012	10 00	372 27	0 00	288 97	83 30
CINTAS CORPORATION CMN (172908105)	11/17/2011	01/25/2012	20 00	744 55	0 00	582 77	161 78
CINTAS CORPORATION CMN (172908105)	11/18/2011	01/25/2012	26 00	967 91	0 00	769 87	198 04
EXELON CORPORATION CMN (30161N101)	01/17/2012	01/25/2012	93 00	3,701 97	0 00	3,749 91	(47 94)
EXELON CORPORATION CMN (30161N101) Disallowed Loss							39 69
INVESCO LTD CMN (G491BT108)	01/17/2012	01/25/2012	121 00	2,683 02	0 00	2,683 59	(0 57)
LYONDELLBASELL INDUSTRIES N V CMN CLASS A (N53745100)	08/24/2011	01/25/2012	38 00	1,502 68	0 00	981 84	520 84
LYONDELLBASELL INDUSTRIES N V CMN CLASS A (N53745100)	06/29/2011	01/25/2012	38 00	1,502 69	0 00	1,274 60	228 09
LYONDELLBASELL INDUSTRIES N V CMN CLASS A (N53745100)	04/06/2011	01/25/2012	71 00	2,807 65	0 00	2,614 44	193 21
PUBLIC-SVC ENTERPRISE GROUP HOLDING CO (744573106)	08/18/2011	01/25/2012	26 00	790 30	0 00	827 13	(36 83)
PUBLIC-SVC ENTERPRISE GROUP HOLDING CO (744573106)	08/12/2011	01/25/2012	104 00	3,161 21	0 00	3,235 55	(74 34)
CINTAS CORPORATION CMN (172908105)	11/23/2011	01/26/2012	75 00	2,811 78	0 00	2,096 29	715 49
EXELON CORPORATION CMN (30161N101)	01/17/2012	01/26/2012	207 00	8,283 94	0 00	8,346 57	(62 63)
LYONDELLBASELL INDUSTRIES N V CMN CLASS A (N53745100)	08/24/2011	01/26/2012	15 00	602 56	0 00	387 57	214 99
LYONDELLBASELL INDUSTRIES N V CMN CLASS A (N53745100)	08/25/2011	01/26/2012	57 00	2,289 73	0 00	1,478 07	811 66
PUBLIC-SVC ENTERPRISE GROUP HOLDING CO (744573106)	08/18/2011	01/26/2012	36 00	1,120 99	0 00	1,145 26	(24 27)
PUBLIC-SVC ENTERPRISE GROUP HOLDING CO (744573106)	08/19/2011	01/26/2012	58 00	1,806 05	0 00	1,846 96	(40 91)
METLIFE, INC CMN (59156R108)	01/17/2012	01/27/2012	50 00	1,742 85	0 00	1,796 92	(54 07)
CINTAS CORPORATION CMN (172908105)	12/08/2011	01/30/2012	1 00	36 98	0 00	29 45	7 53

⁴ Basis may have been increased by accruals of market discount and/or original issue discount or decreased by premium amortization. This increase or decrease of basis assumes the investor has elected to include market discount in income currently and/or amortize premium currently. You should consult with your own tax advisor to determine your correct basis.

⁵ Sale Proceeds may have been adjusted by an option premium due to an option assignment.

Tax Year

2012

Legal Name

THE CAROLYN J AND ROBERT J

REALIZED GAINS AND LOSSES (Continued)*Supplemental Information Consult your Form 1099 for tax reporting purposes***SHORT-TERM GAINS (LOSSES)**

Description (Product Identifier)	Date Acquired or Sold Short	Date Sold or Covered	Quantity	Sale Proceeds ⁵	Total accretion (Amortization)	Cost Basis ⁴	Total Gain (Loss)
Covered Short-Term Gains (Losses)							
CINTAS CORPORATION CMN (172908105)	11/23/2011	01/30/2012	9 00	332 82	0 00	251 56	81 26
CINTAS CORPORATION CMN (172908105)	12/07/2011	01/30/2012	11 00	406 77	0 00	330 78	75 99
CINTAS CORPORATION CMN (172908105)	11/29/2011	01/30/2012	25 00	924 48	0 00	727 35	197 13
CINTAS CORPORATION CMN (172908105)	12/08/2011	01/31/2012	46 00	1,711 62	0 00	1,354 55	357 07
CINTAS CORPORATION CMN (172908105)	12/08/2011	02/01/2012	14 00	526 93	0 00	412 25	114 68
CINTAS CORPORATION CMN (172908105)	12/09/2011	02/01/2012	48 00	1,806 63	0 00	1,441 93	364 70
CREDIT SUISSE GROUP SPON ADR SPONSORED ADR CMN (225401108)	01/17/2012	02/22/2012	132 00	3,576 14	0 00	3,059 85	516 29
INVESCO LTD CMN (G491BT108)	01/17/2012	02/22/2012	74 00	1,834 78	0 00	1,641 20	193 58
SANOFI SPONSORED ADR CMN (80105N105)	01/17/2012	02/22/2012	76 00	2,823 64	0 00	2,708 64	115 00
BARRICK GOLD CORPORATION CMN (067901108)	12/16/2011	02/27/2012	123 00	5,981 22	0 00	5,560 80	420 42
EXELON CORPORATION CMN (30161N101)	01/17/2012	02/29/2012	114 00	4,455 05	0 00	4,596 66	(141 61)
EXELON CORPORATION CMN (30161N101)	01/17/2012	03/07/2012	199 00	7,671 57	0 00	8,024 00	(352 43)
Net Covered Short-Term Disallowed Losses							39.69
Net Covered Short-Term Gains (Losses)				83,201.84	0.00	77,277.88	5,963.65
NonCovered Short-Term Gains (Losses)							
ISHARES TRUST - RUSSELL 1000 VALUE INDEX FUND ETF ISHARES RUSSELL 1000 VAL INDEX (464287598)	12/14/2011	01/17/2012	5,620 00	370,753 27	0 00	343,888 36	26,864 91
Net NonCovered Short-Term Gains (Losses)				370,753.27	0.00	343,888.36	26,864.91

LONG-TERM GAINS (LOSSES)

Description (Product Identifier)	Date Acquired or Sold Short	Date Sold or Covered	Quantity	Sale Proceeds ⁵	Total accretion (Amortization)	Cost Basis ⁴	Total Gain (Loss)
NonCovered Long-Term Gains (Losses)							
CVS CAREMARK CORPORATION CMN (126650100)	10/21/2010	01/10/2012	11 00	460 44	0 00	341 99	118 45
CVS CAREMARK CORPORATION CMN (126650100)	10/22/2010	01/10/2012	66 00	2,762 59	0 00	2,076 95	685 64

⁴ Basis may have been increased by accruals of market discount and/or original issue discount or decreased by premium amortization. This increase or decrease of basis assumes the investor has elected to include market discount in income currently and/or amortize premium currently. You should consult with your own tax advisor to determine your correct basis.

⁵ Sale Proceeds may have been adjusted by an option premium due to an option assignment.



Realized and unrealized gains and loss values do not include securities for which cost basis is unavailable. The recognition of any loss reflected herein may be disallowed or deferred by the application of capital loss limitations, wash sale rules or other special tax rules, and you are strongly urged to consult your own outside tax and other advisors about this and all tax-related matters addressed in any way herein. All information regarding the cost basis and acquisition dates of securities that you acquired elsewhere and that were subsequently delivered into your Goldman Sachs account(s) were provided by you and/or a third party and Goldman Sachs makes no representation as to the accuracy and completeness of such information and it should not be relied upon as such.

Tax Year

2012

Legal Name

THE CAROLYN J AND ROBERT J

REALIZED GAINS AND LOSSES (Continued)*Supplemental Information Consult your Form 1099 for tax reporting purposes***LONG-TERM GAINS (LOSSES)**

Description (Product Identifier)	Date Acquired or Sold Short	Date Sold or Covered	Quantity	Sale Proceeds ⁵	Total accretion (Amortization)	Cost Basis ⁴	Total Gain (Loss)
NonCovered Long-Term Gains (Losses)							
TIME WARNER INC CMN (887317303)	10/08/2010	01/10/2012	34 00	1,260 81	0 00	1,060 74	200 07
VISA INC CMN CLASS A (92826C839)	05/21/2010	01/10/2012	1 00	99 95	0 00	73 87	26 08
VISA INC CMN CLASS A (92826C839)	05/19/2010	01/10/2012	24 00	2,398 90	0 00	1,757 15	641 75
SUNCOKE ENERGY INC CMN (86722A103)	05/13/2010	01/18/2012	0 56	7 59	0 00	0 00	7 59
SUNCOKE ENERGY INC CMN (86722A103)	04/28/2010	01/19/2012	4 00	51 77	0 00	41 40	10 37
SUNCOKE ENERGY INC CMN (86722A103)	09/27/2010	01/19/2012	10 00	129 42	0 00	109 94	19 48
SUNCOKE ENERGY INC CMN (86722A103)	09/24/2010	01/19/2012	11 00	142 36	0 00	116 21	26 15
SUNCOKE ENERGY INC CMN (86722A103)	04/12/2010	01/19/2012	13 00	168 25	0 00	121 94	46 31
SUNCOKE ENERGY INC CMN (86722A103)	09/28/2010	01/19/2012	16 00	207 07	0 00	175 18	31 89
SUNCOKE ENERGY INC CMN (86722A103)	04/15/2010	01/19/2012	17 00	220 01	0 00	165 97	54 04
SUNCOKE ENERGY INC CMN (86722A103)	04/21/2010	01/19/2012	17 00	220 01	0 00	163 41	56 60
SUNCOKE ENERGY INC CMN (86722A103)	05/13/2010	01/19/2012	17 00	220 01	0 00	171 68	48 33
SUNCOKE ENERGY INC CMN (86722A103)	04/14/2010	01/19/2012	21 00	271 78	0 00	205 00	66 78
SUNCOKE ENERGY INC CMN (86722A103)	04/16/2010	01/19/2012	22 00	284 72	0 00	203 67	81 05
SUNCOKE ENERGY INC CMN (86722A103)	04/19/2010	01/19/2012	22 00	284 72	0 00	207 76	76 96
SUNCOKE ENERGY INC CMN (86722A103)	04/13/2010	01/19/2012	26 00	336 49	0 00	255 76	80 73
SUNCOKE ENERGY INC CMN (86722A103)	04/09/2010	01/19/2012	30 00	388 26	0 00	292 33	95 93
LYONDELLBASELL INDUSTRIES N V CMN CLASS A (N53745100)	11/02/2010	01/23/2012	31 00	1,222 27	0 00	681 55	540 72
LYONDELLBASELL INDUSTRIES N V CMN CLASS A (N53745100)	11/01/2010	01/23/2012	35 00	1,379 98	0 00	754 15	625 83
LYONDELLBASELL INDUSTRIES N V CMN CLASS A (N53745100)	11/02/2010	01/24/2012	2 00	79 62	0 00	43 97	35 65
LYONDELLBASELL INDUSTRIES N V CMN CLASS A (N53745100)	11/04/2010	01/24/2012	47 00	1,871 18	0 00	1,053 45	817 73
VISA INC CMN CLASS A (92826C839)	05/25/2010	01/25/2012	8 00	801 46	0 00	581 87	219 59
VISA INC CMN CLASS A (92826C839)	06/03/2010	01/25/2012	9 00	901 64	0 00	651 31	250 33
VISA INC CMN CLASS A (92826C839)	05/24/2010	01/25/2012	15 00	1,502 73	0 00	1,129 66	373 07
VISA INC CMN CLASS A (92826C839)	05/26/2010	01/25/2012	18 00	1,803 28	0 00	1,338 56	464 72

⁴ Basis may have been increased by accruals of market discount and/or original issue discount or decreased by premium amortization. This increase or decrease of basis assumes the investor has elected to include market discount in income currently and/or amortize premium currently. You should consult with your own tax advisor to determine your correct basis.

⁵ Sale Proceeds may have been adjusted by an option premium due to an option assignment.



Realized and unrealized gains and loss values do not include securities for which cost basis is unavailable. The recognition of any loss reflected herein may be disallowed or deferred by the application of capital loss limitations, wash sale rules or other special tax rules, and you are strongly urged to consult your own outside tax and other advisors about this and all tax-related matters addressed in any way herein. All information regarding the cost basis and acquisition dates of securities that you acquired elsewhere and that were subsequently delivered into your Goldman Sachs account(s) were provided by you and/or a third party and Goldman Sachs makes no representation as to the accuracy and completeness of such information and it should not be relied upon as such.

Tax Year

2012

Legal Name

THE CAROLYN J AND ROBERT J

REALIZED GAINS AND LOSSES (Continued)*Supplemental Information Consult your Form 1099 for tax reporting purposes***LONG-TERM GAINS (LOSSES)**

Description (Product Identifier)	Date Acquired or Sold Short	Date Sold or Covered	Quantity	Sale Proceeds ⁵	Total accretion (Amortization)	Cost Basis ⁴	Total Gain (Loss)
NonCovered Long-Term Gains (Losses)							
STATE STREET CORPORATION (NEW) CMN (857477103)	11/20/2009	01/27/2012	14 00	542 55	0 00	572 24	(29 69)
STATE STREET CORPORATION (NEW) CMN (857477103)	12/01/2009	01/27/2012	20 00	775 07	0 00	842 55	(67 48)
STATE STREET CORPORATION (NEW) CMN (857477103)	11/25/2009	01/27/2012	31 00	1,201 37	0 00	1,286 08	(84 71)
STATE STREET CORPORATION (NEW) CMN (857477103)	11/30/2009	01/27/2012	33 00	1,278 87	0 00	1,337 60	(58 73)
STATE STREET CORPORATION (NEW) CMN (857477103)	11/23/2009	01/27/2012	46 00	1,782 67	0 00	1,923 74	(141 07)
SUNOCO, INC CMN (86764P109)	04/12/2010	02/09/2012	18 00	713 15	0 00	452 92	260 23
SUNOCO, INC CMN (86764P109)	04/09/2010	02/09/2012	57 00	2,258 31	0 00	1,447 74	810 57
SUNOCO, INC CMN (86764P109)	04/12/2010	02/13/2012	6 00	235 10	0 00	150 97	84 13
SUNOCO, INC CMN (86764P109)	04/13/2010	02/13/2012	12 00	470 21	0 00	303 99	166 22
SUNOCO, INC CMN (86764P109)	04/14/2010	02/14/2012	1 00	39 39	0 00	25 38	14 01
SUNOCO, INC CMN (86764P109)	04/13/2010	02/14/2012	38 00	1,496 83	0 00	962 64	534 19
FLEXTRONICS INTERNATIONAL LTD CMN (Y2573F102)	06/19/2009	02/22/2012	77 00	536 88	0 00	331 13	205 75
FLEXTRONICS INTERNATIONAL LTD CMN (Y2573F102)	03/10/2009	02/22/2012	101 00	704 22	0 00	199 88	504 34
FLEXTRONICS INTERNATIONAL LTD CMN (Y2573F102)	10/22/2008	02/22/2012	301 00	2,098 71	0 00	1,280 85	817 86
NOVARTIS AG-ADR SPONSORED ADR CMN (66987V109)	04/09/2010	02/22/2012	21 00	1,199 92	0 00	1,115 91	84 01
VISA INC CMN CLASS A (92826C839)	06/04/2010	02/29/2012	14 00	1,642 37	0 00	1,014 86	627 51
VISA INC CMN CLASS A (92826C839)	06/03/2010	02/29/2012	19 00	2,228 93	0 00	1,374 99	853 94
VISA INC CMN CLASS A (92826C839)	07/01/2010	02/29/2012	31 00	3,636 68	0 00	2,229 98	1,406 70
Net NonCovered Long-Term Gains (Losses)				42,318.54	0.00	30,628.92	11,689.62

⁴ Basis may have been increased by accruals of market discount and/or original issue discount or decreased by premium amortization. This increase or decrease of basis assumes the investor has elected to include market discount in income currently and/or amortize premium currently. You should consult with your own tax advisor to determine your correct basis.

⁵ Sale Proceeds may have been adjusted by an option premium due to an option assignment.

**Goldman
Sachs**

Realized and unrealized gains and loss values do not include securities for which cost basis is unavailable. The recognition of any loss reflected herein may be disallowed or deferred by the application of capital loss limitations, wash sale rules or other special tax rules, and you are strongly urged to consult your own outside tax and other advisors about this and all tax-related matters addressed in any way herein. All information regarding the cost basis and acquisition dates of securities that you acquired elsewhere and that were subsequently delivered into your Goldman Sachs account(s) were provided by you and/or a third party and Goldman Sachs makes no representation as to the accuracy and completeness of such information and it should not be relied upon as such.

THE CAROLYN J. AND ROBERT J.
ALLISON, JR. FAMILY FOUNDATION

	PAGE
ALLISON FAMILY FOUNDATION - REIT	23
REALIZED GAINS AND LOSSES	24

Your Goldman Sachs Team
Investment Professionals
Dush Pathmanandam
Client Analysts
Michael DeJulio
Alex Wisniewski
Rachel McCracken
John White
Team Assistants
Shirley Segarra

Goldman, Sachs & Co
25 British American Blvd
Latham, NY 12110

Kelly A. Anderson, Region Head
518-640-5505

For any inquiries regarding data contained within this report, please contact your
Private Wealth Management Team, or the Tax Reporting Helpline at 888-350-2857

www.goldman.com

Report Date Apr 23, 2013

THE CAROLYN J. AND ROBERT J.
ALLISON, JR. FAMILY FOUNDATION
C/O ANADARKO PETROLEUM CORP
PO BOX 1330
HOUSTON TX 77251-1330



Tax Year Account No Legal Name
2012 **927** **THE CAROLYN J AND ROBERT J**

REALIZED GAINS AND LOSSES

Supplemental Information Consult your Form 1099 for tax reporting purposes

REALIZED GAIN AND LOSS SUMMARY

SHORT-TERM GAINS (LOSSES)		LONG-TERM GAINS (LOSSES)		ORDINARY GAINS (LOSSES)	
Net Covered Short Term Gains (Losses)	282.26	Net Covered Long Term Gains (Losses)	(127.50)	Net Ordinary Gains (Losses)	0.00
Net NonCovered Short Term Gains (Losses)	1,136.53	Net NonCovered Long Term Gains (Losses)	8,221.08		
Net 1099B Non Reportable Short Term Gains (Losses)	0.00	Net 1099B Non Reportable Long Term Gains (Losses)	0.00		
Net Miscellaneous Short Term Gains (Losses)	0.00	Net Miscellaneous Long Term Gains (Losses)	0.00	Net Miscellaneous Ordinary Gains (Losses)	0.00
Net Regulated Futures Contract Short Term Gains (Losses)	0.00	Net Regulated Futures Contract Long Term Gains (Losses)	0.00		
Total Short-Term Gains (Losses)	1,418.79	Total Long-Term Gains (Losses)	8,093.58	Total Ordinary Gains (Losses)	0.00

SHORT-TERM GAINS (LOSSES)

Description (Product Identifier)	Date Acquired or Sold Short	Date Sold or Covered	Quantity	Sale Proceeds ⁵	Total accretion (Amortization)	Cost Basis ⁴	Total Gain (Loss)
Covered Short-Term Gains (Losses)							
BROOKFIELD OFFICE PROP INC CMN (112900105)	02/09/2011	01/05/2012	16.00	248.77	0.00	281.61	(32.84)
BROOKDALE SENIOR LIVING, INC CMN (112463104)	09/26/2011	01/24/2012	5.00	88.77	0.00	65.17	23.60
BROOKDALE SENIOR LIVING, INC CMN (112463104)	09/26/2011	02/03/2012	15.00	282.57	0.00	195.52	87.05
BROOKDALE SENIOR LIVING, INC CMN (112463104)	09/26/2011	02/03/2012	16.00	298.46	0.00	208.55	89.91
FOREST CITY ENTERPRISES (CL-A) CMN CLASS A (345550107)	06/04/2012	09/19/2012	21.00	351.83	0.00	274.31	77.52
LENNAR CORPORATION CMN CLASS A (526057104)	05/30/2012	09/20/2012	4.00	145.08	0.00	108.06	37.02
Net Covered Short-Term Gains (Losses)				1,415.48	0.00	1,133.22	282.26
NonCovered Short-Term Gains (Losses)							
EASTGROUP PROPERTIES INC CMN (277276101)	01/28/2011	01/05/2012	8.00	354.73	0.00	347.67	7.06
ROUSE PROPERTIES, INC CMN (779287101)	01/13/2012	01/13/2012	0.88	9.70	0.00	0.00	9.70
ROUSE PROPERTIES, INC CMN (779287101)	01/13/2012	01/24/2012	2.00	21.96	0.00	23.03	(1.07)
ROUSE PROPERTIES, INC CMN (779287101)	01/13/2012	01/24/2012	2.00	21.96	0.00	23.03	(1.07)
HUDSON PACIFIC PROPERTIES, INC CMN (444097109)	06/15/2011	04/02/2012	2.00	30.52	0.00	29.97	0.55
HUDSON PACIFIC PROPERTIES, INC CMN (444097109)	06/14/2011	04/02/2012	3.00	45.78	0.00	45.09	0.69
HUDSON PACIFIC PROPERTIES, INC CMN (444097109)	06/13/2011	04/02/2012	6.00	91.56	0.00	89.92	1.64
TAUBMAN CENTERS INC CMN (876664103)	08/18/2011	05/23/2012	7.00	511.08	0.00	391.08	120.00

⁴ Basis may have been increased by accruals of market discount and/or original issue discount or decreased by premium amortization. This increase or decrease of basis assumes the investor has elected to include market discount in income currently and/or amortize premium currently. You should consult with your own tax advisor to determine your correct basis.

⁵ Sale Proceeds may have been adjusted by an option premium due to an option assignment.



Realized and unrealized gains and loss values do not include securities for which cost basis is unavailable. The recognition of any loss reflected herein may be disallowed or deferred by the application of capital loss limitations, wash sale rules or other special tax rules, and you are strongly urged to consult your own outside tax and other advisors about this and all tax-related matters addressed in any way herein. All information regarding the cost basis and acquisition dates of securities that you acquired elsewhere and that were subsequently delivered into your Goldman Sachs account(s) were provided by you and/or a third party and Goldman Sachs makes no representation as to the accuracy and completeness of such information and it should not be relied upon as such.

Tax Year

Legal Name

2012

THE CAROLYN J AND ROBERT J

REALIZED GAINS AND LOSSES (Continued)*Supplemental Information Consult your Form 1099 for tax reporting purposes***SHORT-TERM GAINS (LOSSES)**

Description (Product Identifier)	Date Acquired or Sold Short	Date Sold or Covered	Quantity	Sale Proceeds ⁵	Total accretion (Amortization)	Cost Basis ⁴	Total Gain (Loss)
NonCovered Short-Term Gains (Losses)							
APARTMENT INVT & MGMT CO CL-A CMN CLASS A (03748R101)	01/20/2012	09/20/2012	57 00	1,496 74	0 00	1,348 19	148 55
GENERAL GROWTH PROPERTIES INC CMN (370023103)	10/27/2011	09/20/2012	6 00	117 58	0 00	87 42	30 16
NATIONAL RETAIL PROPERTIES INC CMN (637417106)	02/08/2012	09/20/2012	19 00	584 59	0 00	522 25	62 34
REGENCY CTRS CORP CMN (758849103)	01/31/2012	09/20/2012	15 00	729 04	0 00	618 74	110 30
FEDERAL RLTY INVT TR SBI CMN (313747206)	10/27/2011	09/21/2012	8 00	842 59	0 00	717 98	124 61
GENERAL GROWTH PROPERTIES INC CMN (370023103)	10/27/2011	09/21/2012	10 00	196 28	0 00	145 70	50 58
NATIONAL RETAIL PROPERTIES INC CMN (637417106)	02/08/2012	09/21/2012	2 00	61 40	0 00	54 97	6 43
TAUBMAN CENTERS INC CMN (876664103)	10/27/2011	09/21/2012	2 00	158 38	0 00	120 61	37 77
TAUBMAN CENTERS INC CMN (876664103)	10/27/2011	09/26/2012	4 00	309 05	0 00	241 21	67 84
GENERAL GROWTH PROPERTIES INC CMN (370023103)	10/27/2011	10/03/2012	18 00	349 48	0 00	262 26	87 22
REGENCY CTRS CORP CMN (758849103)	01/31/2012	10/03/2012	12 00	585 76	0 00	494 99	90 77
GLIMCHER REALTY TRUST SBI CMN (379302102)	05/24/2012	10/18/2012	34 00	374 29	0 00	297 81	76 48
STRATEGIC HOTELS & RESORTS INC CMN (86272T106)	04/10/2012	11/06/2012	2 00	12 59	0 00	12 26	0 33
STRATEGIC HOTELS & RESORTS INC CMN (86272T106)	04/09/2012	11/06/2012	4 00	25 18	0 00	25 20	(0 02)
STRATEGIC HOTELS & RESORTS INC CMN (86272T106)	03/28/2012	11/06/2012	6 00	37 78	0 00	37 70	0 08
STRATEGIC HOTELS & RESORTS INC CMN (86272T106)	04/05/2012	11/06/2012	14 00	88 14	0 00	89 45	(1 31)
STRATEGIC HOTELS & RESORTS INC CMN (86272T106)	04/04/2012	11/06/2012	25 00	157 40	0 00	159 72	(2 32)
AMERICAN TOWER CORPORATION CMN (03027X100)	02/03/2012	11/08/2012	2 00	150 11	0 00	126 88	23 23
GLIMCHER REALTY TRUST SBI CMN (379302102)	09/24/2012	12/20/2012	16 00	175 13	0 00	174 40	0 73
GLIMCHER REALTY TRUST SBI CMN (379302102)	05/24/2012	12/20/2012	39 00	426 86	0 00	341 60	85 26
Net NonCovered Short-Term Gains (Losses)				7,965.66	0.00	6,829.13	1,136.53

⁴ Basis may have been increased by accruals of market discount and/or original issue discount or decreased by premium amortization. This increase or decrease of basis assumes the investor has elected to include market discount in income currently and/or amortize premium currently. You should consult with your own tax advisor to determine your correct basis.

⁵ Sale Proceeds may have been adjusted by an option premium due to an option assignment.

Tax Year

2012

Legal Name

THE CAROLYN J AND ROBERT J

REALIZED GAINS AND LOSSES (Continued)*Supplemental Information Consult your Form 1099 for tax reporting purposes***LONG-TERM GAINS (LOSSES)**

Description (Product Identifier)	Date Acquired or Sold Short	Date Sold or Covered	Quantity	Sale Proceeds ⁵	Total accretion (Amortization)	Cost Basis ⁴	Total Gain (Loss)
Covered Long-Term Gains (Losses)							
BROOKFIELD OFFICE PROP INC CMN (112900105)	04/28/2011	06/05/2012	10 00	159 98	0 00	192 75	(32 77)
BROOKFIELD OFFICE PROP INC CMN (112900105)	02/09/2011	06/05/2012	37 00	591 89	0 00	639 04	(47 15)
BROOKFIELD OFFICE PROP INC CMN (112900105)	03/10/2011	06/05/2012	43 00	687 88	0 00	735 46	(47 58)
Net Covered Long-Term Gains (Losses)				1,439.75	0.00	1,567.25	(127.50)
NonCovered Long-Term Gains (Losses)							
DIGITAL REALTY TRUST, INC CMN (253868103)	06/15/2009	01/05/2012	4 00	261 00	0 00	144 00	117 00
KILROY RLT CORP COMMON STOCK (49427F108)	11/02/2009	01/05/2012	2 00	75 90	0 00	56 50	19 40
KILROY RLT CORP COMMON STOCK (49427F108)	11/16/2009	01/05/2012	3 00	113 85	0 00	90 47	23 38
HCP, INC CMN (40414L109)	02/09/2009	01/06/2012	2 00	80 55	0 00	50 60	29 95
HCP, INC CMN (40414L109)	05/11/2009	01/06/2012	9 00	362 48	0 00	197 53	164 95
AMERICAN CAMPUS CMNTYS, INC CMN (024835100)	12/22/2008	01/18/2012	1 00	41 03	0 00	20 91	20 12
AMERICAN CAMPUS CMNTYS, INC CMN (024835100)	11/11/2008	01/18/2012	5 00	205 14	0 00	108 13	97 01
CAMDEN PROPERTY TRUST CMN (133131102)	05/06/2010	01/18/2012	4 00	242 62	0 00	186 90	55 72
EQUITY RESIDENTIAL CMN (29476L107)	09/17/2010	01/18/2012	8 00	447 63	0 00	392 17	55 46
SIMON PROPERTY GROUP INC CMN (828806109)	06/02/2008	01/18/2012	1 00	128 28	0 00	98 00	30 28
SIMON PROPERTY GROUP INC CMN (828806109)	07/15/2008	01/18/2012	2 00	256 56	0 00	163 18	93 38
TANGER FACTORY OUTLET CENTERS CMN (875465106)	06/16/2010	01/18/2012	12 00	337 91	0 00	251 15	86 76
KILROY RLT CORP COMMON STOCK (49427F108)	11/16/2009	03/08/2012	4 00	178 49	0 00	120 63	57 86
DIAMONDROCK HOSPITALITY CO CMN (252784301)	01/11/2011	03/09/2012	7 00	68 03	0 00	84 20	(16 17)
DUKE REALTY CORP CMN (264411505)	02/10/2011	03/09/2012	3 00	41 58	0 00	40 35	1 23
DUKE REALTY CORP CMN (264411505)	02/10/2011	03/09/2012	28 00	388 05	0 00	377 12	10 93
PROLOGIS INC CMN (74340W103)	12/14/2009	03/09/2012	5 00	168 38	0 00	162 56	5 82
DIAMONDROCK HOSPITALITY CO CMN (252784301)	01/11/2011	03/28/2012	3 00	30 44	0 00	36 03	(5 59)
DUKE REALTY CORP CMN (264411505)	02/10/2011	03/30/2012	14 00	202 13	0 00	188 29	13 84

⁴ Basis may have been increased by accruals of market discount and/or original issue discount or decreased by premium amortization. This increase or decrease of basis assumes the investor has elected to include market discount in income currently and/or amortize premium currently. You should consult with your own tax advisor to determine your correct basis.

⁵ Sale Proceeds may have been adjusted by an option premium due to an option assignment.

Tax Year

2012

Legal Name

THE CAROLYN J AND ROBERT J

REALIZED GAINS AND LOSSES (Continued)*Supplemental Information Consult your Form 1099 for tax reporting purposes***LONG-TERM GAINS (LOSSES)**

Description (Product Identifier)	Date Acquired or Sold Short	Date Sold or Covered	Quantity	Sale Proceeds ⁵	Total accretion (Amortization)	Cost Basis ⁴	Total Gain (Loss)
NonCovered Long-Term Gains (Losses)							
PROLOGIS INC CMN (74340W103)	12/14/2009	03/30/2012	1 00	35 79	0 00	32 51	3 28
PROLOGIS INC CMN (74340W103)	04/07/2010	03/30/2012	3 00	107 38	0 00	83 20	24 18
SL GREEN REALTY CORP CMN (78440X101)	01/19/2011	03/30/2012	2 00	154 94	0 00	140 09	14 85
DIAMONDROCK HOSPITALITY CO CMN (252784301)	01/11/2011	04/04/2012	18 00	185 91	0 00	216 20	(30 29)
DIAMONDROCK HOSPITALITY CO CMN (252784301)	01/11/2011	04/09/2012	3 00	30 20	0 00	36 03	(5 83)
DIAMONDROCK HOSPITALITY CO CMN (252784301)	01/11/2011	04/10/2012	48 00	466 28	0 00	576 52	(110 24)
GENERAL GROWTH PROPERTIES INC CMN (370023103)	12/31/2010	05/23/2012	62 00	1,025 97	0 00	965 10	60 87
HOST HOTELS & RESORTS INC CMN (44107P104)	05/07/2009	05/23/2012	29 00	431 98	0 00	259 01	172 97
AMERICAN CAMPUS CMNTYS, INC CMN (024835100)	12/31/2008	05/30/2012	3 00	129 85	0 00	59 61	70 24
AMERICAN CAMPUS CMNTYS, INC CMN (024835100)	12/22/2008	05/30/2012	4 00	173 13	0 00	82 76	90 37
EQUITY RESIDENTIAL CMN (29476L107)	09/17/2010	06/01/2012	5 00	300 40	0 00	245 11	55 29
PROLOGIS INC CMN (74340W103)	04/07/2010	06/01/2012	1 00	30 52	0 00	27 73	2 79
PROLOGIS INC CMN (74340W103)	06/02/2010	06/01/2012	6 00	183 14	0 00	149 69	33 45
PROLOGIS INC CMN (74340W103)	06/17/2010	06/01/2012	16 00	488 38	0 00	407 28	81 10
DOUGLAS EMMETT INC CMN (25960P109)	03/31/2009	06/27/2012	12 00	261 82	0 00	83 87	177 95
HUDSON PACIFIC PROPERTIES, INC CMN (444097109)	06/15/2011	06/27/2012	10 00	166 26	0 00	149 21	17 05
KILROY RLTY CORP COMMON STOCK (49427F108)	11/19/2009	06/27/2012	1 00	46 46	0 00	29 70	16 76
KILROY RLTY CORP COMMON STOCK (49427F108)	11/16/2009	06/27/2012	4 00	185 82	0 00	118 98	66 84
HUDSON PACIFIC PROPERTIES, INC CMN (444097109)	06/16/2011	07/13/2012	9 00	157 12	0 00	135 82	21 30
HUDSON PACIFIC PROPERTIES, INC CMN (444097109)	06/17/2011	07/13/2012	19 00	331 69	0 00	288 03	43 66
VENTAS, INC CMN (92276F100)	02/12/2009	07/17/2012	1 00	65 90	0 00	23 69	42 21
VENTAS, INC CMN (92276F100)	03/05/2009	07/17/2012	5 00	329 49	0 00	107 14	222 35
DIGITAL REALTY TRUST, INC CMN (253868103)	07/09/2009	07/18/2012	3 00	228 98	0 00	105 03	123 95
DIGITAL REALTY TRUST, INC CMN (253868103)	10/07/2009	07/18/2012	7 00	534 29	0 00	313 79	220 50
CBL & ASSOC PROPERTIES, INC CMN (124830100)	01/11/2011	07/19/2012	13 00	248 94	0 00	222 84	26 10

⁴ Basis may have been increased by accruals of market discount and/or original issue discount or decreased by premium amortization. This increase or decrease of basis assumes the investor has elected to include market discount in income currently and/or amortize premium currently. You should consult with your own tax advisor to determine your correct basis.

⁵ Sale Proceeds may have been adjusted by an option premium due to an option assignment.

Tax Year
2012

Legal Name
THE CAROLYN J AND ROBERT J

REALIZED GAINS AND LOSSES (Continued)

Supplemental Information Consult your Form 1099 for tax reporting purposes

LONG-TERM GAINS (LOSSES)

Description (Product Identifier)	Date Acquired or Sold Short	Date Sold or Covered	Quantity	Sale Proceeds ⁵	Total accretion (Amortization)	Cost Basis ⁴	Total Gain (Loss)
NonCovered Long-Term Gains (Losses)							
LASALLE HOTEL PROPERTIES CMN (517942108)	01/18/2011	07/19/2012	6 00	166 83	0 00	175 43	(8 60)
CBL & ASSOC PROPERTIES, INC CMN (124830100)	01/11/2011	08/29/2012	11 00	233 29	0 00	188 55	44 74
SIMON PROPERTY GROUP INC CMN (828806109)	12/29/2008	08/29/2012	1 00	157 75	0 00	49 85	107 90
SIMON PROPERTY GROUP INC CMN (828806109)	12/19/2008	08/29/2012	7 00	1,104 20	0 00	375 87	728 33
MFA FINANCIAL INC CMN (55272X102)	05/20/2010	09/05/2012	8 00	66 20	0 00	55 54	10 66
MFA FINANCIAL INC CMN (55272X102)	06/24/2010	09/05/2012	13 00	107 56	0 00	97 89	9 67
MFA FINANCIAL INC CMN (55272X102)	06/24/2010	09/10/2012	30 00	249 04	0 00	225 91	23 13
ALEXANDRIA REAL ESTATE EQUITIES, INC (015271109)	10/19/2009	09/13/2012	2 00	149 72	0 00	108 93	40 79
ALEXANDRIA REAL ESTATE EQUITIES, INC (015271109)	03/30/2009	09/13/2012	4 00	299 44	0 00	138 21	161 23
MFA FINANCIAL INC CMN (55272X102)	09/02/2010	09/13/2012	22 00	183 71	0 00	165 00	18 71
MFA FINANCIAL INC CMN (55272X102)	05/23/2011	09/13/2012	23 00	192 06	0 00	187 29	4 77
PROLOGIS INC CMN (74340W103)	06/17/2010	09/14/2012	22 00	820 14	0 00	560 02	260 12
BOSTON PROPERTIES INC COMMON STOCK (101121101)	09/18/2008	09/19/2012	1 00	114 11	0 00	88 06	26 05
BOSTON PROPERTIES INC COMMON STOCK (101121101)	12/19/2008	09/19/2012	1 00	114 11	0 00	55 70	58 41
BOSTON PROPERTIES INC COMMON STOCK (101121101)	10/09/2008	09/19/2012	2 00	228 21	0 00	148 70	79 51
BOSTON PROPERTIES INC COMMON STOCK (101121101)	10/16/2008	09/19/2012	2 00	228 21	0 00	129 38	98 83
CBL & ASSOC PROPERTIES, INC CMN (124830100)	01/11/2011	09/19/2012	11 00	245 36	0 00	188 55	56 81
DIGITAL REALTY TRUST, INC CMN (253868103)	10/07/2009	09/19/2012	1 00	72 63	0 00	44 77	27 86
DIGITAL REALTY TRUST, INC CMN (253868103)	01/19/2011	09/19/2012	1 00	72 63	0 00	53 42	19 21
DIGITAL REALTY TRUST, INC CMN (253868103)	08/27/2010	09/19/2012	3 00	217 87	0 00	176 42	41 45
DOUGLAS EMMETT INC CMN (25960P109)	03/31/2009	09/19/2012	6 00	143 34	0 00	41 93	101 41
DUKE REALTY CORP CMN (264411505)	03/10/2011	09/19/2012	1 00	15 40	0 00	13 13	2 27
DUKE REALTY CORP CMN (264411505)	02/10/2011	09/19/2012	8 00	123 23	0 00	105 26	17 97
HCP, INC CMN (40414L109)	03/10/2010	09/19/2012	1 00	45 22	0 00	30 42	14 80
HCP, INC CMN (40414L109)	05/11/2009	09/19/2012	2 00	90 44	0 00	43 16	47 28

⁴ Basis may have been increased by accruals of market discount and/or original issue discount or decreased by premium amortization. This increase or decrease of basis assumes the investor has elected to include market discount in income currently and/or amortize premium currently. You should consult with your own tax advisor to determine your correct basis.

⁵ Sale Proceeds may have been adjusted by an option premium due to an option assignment.



Realized and unrealized gains and loss values do not include securities for which cost basis is unavailable. The recognition of any loss reflected herein may be disallowed or deferred by the application of capital loss limitations, wash sale rules or other special tax rules, and you are strongly urged to consult your own outside tax and other advisors about this and all tax-related matters addressed in any way herein. All information regarding the cost basis and acquisition dates of securities that you acquired elsewhere and that were subsequently delivered into your Goldman Sachs account(s) were provided by you and/or a third party and Goldman Sachs makes no representation as to the accuracy and completeness of such information and it should not be relied upon as such.

Tax Year

Legal Name

2012

THE CAROLYN J AND ROBERT J

REALIZED GAINS AND LOSSES (Continued)*Supplemental Information Consult your Form 1099 for tax reporting purposes***LONG-TERM GAINS (LOSSES)**

Description (Product Identifier)	Date Acquired or Sold Short	Date Sold or Covered	Quantity	Sale Proceeds ⁵	Total accretion (Amortization)	Cost Basis ⁴	Total Gain (Loss)
NonCovered Long-Term Gains (Losses)							
HCP, INC CMN (40414L109)	05/19/2009	09/19/2012	6 00	271 32	0 00	132 46	138 86
PROLOGIS INC CMN (74340W103)	06/17/2010	09/19/2012	2 00	71 85	0 00	50 91	20 94
PROLOGIS INC CMN (74340W103)	07/13/2010	09/19/2012	3 00	107 78	0 00	69 37	38 41
PROLOGIS INC CMN (74340W103)	06/22/2010	09/19/2012	6 00	215 56	0 00	147 27	68 29
VENTAS, INC CMN (92276F100)	03/05/2009	09/19/2012	4 00	252 98	0 00	85 72	167 26
VENTAS, INC CMN (92276F100)	10/02/2009	09/19/2012	5 00	316 23	0 00	185 68	130 55
GENERAL GROWTH PROPERTIES INC CMN (370023103)	12/31/2010	09/20/2012	11 00	215 56	0 00	171 23	44 33
HOST HOTELS & RESORTS INC CMN (44107P104)	07/08/2009	09/20/2012	8 00	131 43	0 00	57 42	74 01
HOST HOTELS & RESORTS INC CMN (44107P104)	05/12/2009	09/20/2012	13 00	213 56	0 00	112 01	101 55
HOST HOTELS & RESORTS INC CMN (44107P104)	05/07/2009	09/20/2012	16 00	262 85	0 00	142 90	119 95
HOST HOTELS & RESORTS INC CMN (44107P104)	06/12/2009	09/20/2012	22 00	361 42	0 00	200 99	160 43
KILROY RLT CORP COMMON STOCK (49427F108)	12/11/2009	09/20/2012	2 00	92 88	0 00	59 38	33 50
KILROY RLT CORP COMMON STOCK (49427F108)	11/19/2009	09/20/2012	4 00	185 76	0 00	118 78	66 98
KIMCO REALTY CORPORATION CMN (49446R109)	09/14/2010	09/20/2012	17 00	349 88	0 00	267 49	82 39
LASALLE HOTEL PROPERTIES CMN (517942108)	01/19/2011	09/20/2012	14 00	378 46	0 00	408 00	(29 54)
LASALLE HOTEL PROPERTIES CMN (517942108)	01/18/2011	09/20/2012	21 00	567 69	0 00	614 00	(46 31)
PUBLIC STORAGE CMN (74460D109)	01/14/2008	09/20/2012	1 00	141 90	0 00	70 96	70 94
PUBLIC STORAGE CMN (74460D109)	12/01/2008	09/20/2012	1 00	141 90	0 00	58 21	83 69
PUBLIC STORAGE CMN (74460D109)	10/09/2008	09/20/2012	2 00	283 79	0 00	155 42	128 37
PUBLIC STORAGE CMN (74460D109)	05/09/2008	09/20/2012	4 00	567 59	0 00	344 50	223 09
TAUBMAN CENTERS INC CMN (876664103)	08/18/2011	09/20/2012	8 00	625 97	0 00	444 78	181 19
EQUITY RESIDENTIAL CMN (29476L107)	09/17/2010	09/21/2012	3 00	172 58	0 00	147 06	25 52
EQUITY RESIDENTIAL CMN (29476L107)	10/28/2010	09/21/2012	5 00	287 65	0 00	243 97	43 68
EQUITY RESIDENTIAL CMN (29476L107)	09/20/2010	09/21/2012	9 00	517 76	0 00	448 19	69 57
EQUITY RESIDENTIAL CMN (29476L107)	10/20/2010	09/21/2012	14 00	805 41	0 00	717 26	88 15

⁴ Basis may have been increased by accruals of market discount and/or original issue discount or decreased by premium amortization. This increase or decrease of basis assumes the investor has elected to include market discount in income currently and/or amortize premium currently. You should consult with your own tax advisor to determine your correct basis.

⁵ Sale Proceeds may have been adjusted by an option premium due to an option assignment.

Tax Year

2012

Legal Name

THE CAROLYN J AND ROBERT J

REALIZED GAINS AND LOSSES (Continued)*Supplemental Information Consult your Form 1099 for tax reporting purposes***LONG-TERM GAINS (LOSSES)**

Description (Product Identifier)	Date Acquired or Sold Short	Date Sold or Covered	Quantity	Sale Proceeds ⁵	Total accretion (Amortization)	Cost Basis ⁴	Total Gain (Loss)
NonCovered Long-Term Gains (Losses)							
EQUITY RESIDENTIAL CMN (29476L107)	10/28/2010	09/21/2012	20 00	1,150 58	0 00	978 04	172 54
FEDERAL RLTY INVT TR SBI CMN (313747206)	08/16/2011	09/21/2012	10 00	1,053 23	0 00	870 48	182 75
HUDSON PACIFIC PROPERTIES, INC CMN (444097109)	06/21/2011	09/21/2012	2 00	37 25	0 00	30 99	6 26
HUDSON PACIFIC PROPERTIES, INC CMN (444097109)	06/20/2011	09/21/2012	5 00	93 12	0 00	76 57	16 55
HUDSON PACIFIC PROPERTIES, INC CMN (444097109)	06/23/2011	09/21/2012	9 00	167 62	0 00	137 56	30 06
TAUBMAN CENTERS INC CMN (876664103)	08/18/2011	09/21/2012	2 00	158 38	0 00	111 20	47 18
HUDSON PACIFIC PROPERTIES, INC CMN (444097109)	06/23/2011	09/24/2012	9 00	167 09	0 00	137 56	29 53
HUDSON PACIFIC PROPERTIES, INC CMN (444097109)	06/23/2011	09/25/2012	10 00	183 02	0 00	152 84	30 18
HUDSON PACIFIC PROPERTIES, INC CMN (444097109)	08/11/2011	09/26/2012	11 00	200 61	0 00	144 01	56 60
SIMON PROPERTY GROUP INC CMN (828806109)	12/29/2008	10/03/2012	2 00	308 08	0 00	99 69	208 39
CAMDEN PROPERTY TRUST CMN (133131102)	05/06/2010	11/06/2012	2 00	134 15	0 00	93 45	40 70
CAMDEN PROPERTY TRUST CMN (133131102)	05/07/2010	11/06/2012	2 00	134 15	0 00	92 25	41 90
CAMDEN PROPERTY TRUST CMN (133131102)	05/06/2010	11/06/2012	5 00	335 37	0 00	232 91	102 46
ESSEX PROPERTY TRUST INC CMN (297178105)	12/14/2009	11/06/2012	1 00	146 24	0 00	83 16	63 08
POST PROPERTIES INC CMN (737464107)	08/18/2011	11/06/2012	5 00	248 98	0 00	200 27	48 71
VORNADO REALTY TRUST CMN (929042109)	08/14/2007	11/09/2012	1 00	77 79	0 00	99 15	(21 36)
VORNADO REALTY TRUST CMN (929042109)	08/15/2007	11/09/2012	3 00	233 37	0 00	298 45	(65 08)
VORNADO REALTY TRUST CMN (929042109)	08/15/2007	11/15/2012	2 00	147 29	0 00	198 97	(51 68)
VORNADO REALTY TRUST CMN (929042109)	10/02/2007	11/15/2012	2 00	147 29	0 00	226 30	(79 01)
CAMDEN PROPERTY TRUST CMN (133131102)	05/07/2010	11/20/2012	2 00	129 40	0 00	92 25	37 15
CAMDEN PROPERTY TRUST CMN (133131102)	05/07/2010	11/20/2012	3 00	194 10	0 00	138 04	56 06
HOST HOTELS & RESORTS INC CMN (44107P104)	12/11/2009	11/20/2012	5 00	71 64	0 00	52 38	19 26
HOST HOTELS & RESORTS INC CMN (44107P104)	07/08/2009	11/20/2012	17 00	243 57	0 00	122 01	121 56
PUBLIC STORAGE CMN (74460D109)	12/01/2008	11/29/2012	1 00	142 37	0 00	58 21	84 16
DDR CORP CMN (23317H102)	05/27/2010	11/30/2012	18 00	275 67	0 00	199 20	76 47

⁴ Basis may have been increased by accruals of market discount and/or original issue discount or decreased by premium amortization. This increase or decrease of basis assumes the investor has elected to include market discount in income currently and/or amortize premium currently. You should consult with your own tax advisor to determine your correct basis.

⁵ Sale Proceeds may have been adjusted by an option premium due to an option assignment.

Tax Year
2012

Legal Name
THE CAROLYN J AND ROBERT J

REALIZED GAINS AND LOSSES (Continued)


Supplemental Information Consult your Form 1099 for tax reporting purposes

LONG-TERM GAINS (LOSSES)

Description (Product Identifier)	Date Acquired or Sold Short	Date Sold or Covered	Quantity	Sale Proceeds ⁵	Total accretion (Amortization)	Cost Basis ⁴	Total Gain (Loss)
NonCovered Long-Term Gains (Losses)							
KIMCO REALTY CORPORATION CMN (49446R109)	09/14/2010	11/30/2012	7 00	134 44	0 00	109 84	24 60
KIMCO REALTY CORPORATION CMN (49446R109)	12/15/2010	11/30/2012	9 00	172 86	0 00	149 23	23 63
HOST HOTELS & RESORTS INC CMN (44107P104)	12/11/2009	12/03/2012	39 00	571 30	0 00	408 54	162 76
PUBLIC STORAGE CMN (74460D109)	01/23/2009	12/14/2012	1 00	139 94	0 00	60 62	79 32
PUBLIC STORAGE CMN (74460D109)	12/19/2008	12/14/2012	3 00	419 82	0 00	222 24	197 58
DUKE REALTY CORP CMN (264411505)	03/10/2011	12/19/2012	16 00	220 87	0 00	207 79	13 08
PROLOGIS INC CMN (74340W103)	11/23/2010	12/19/2012	3 00	107 41	0 00	87 25	20 16
PROLOGIS INC CMN (74340W103)	07/13/2010	12/19/2012	5 00	179 01	0 00	115 62	63 39
Net NonCovered Long-Term Gains (Losses)				31,037.16	0.00	22,816.08	8,221.08

⁴ Basis may have been increased by accruals of market discount and/or original issue discount or decreased by premium amortization. This increase or decrease of basis assumes the investor has elected to include market discount in income currently and/or amortize premium currently. You should consult with your own tax advisor to determine your correct basis.

⁵ Sale Proceeds may have been adjusted by an option premium due to an option assignment.



Realized and unrealized gains and loss values do not include securities for which cost basis is unavailable. The recognition of any loss reflected herein may be disallowed or deferred by the application of capital loss limitations, wash sale rules or other special tax rules, and you are strongly urged to consult your own outside tax and other advisors about this and all tax-related matters addressed in any way herein. All information regarding the cost basis and acquisition dates of securities that you acquired elsewhere and that were subsequently delivered into your Goldman Sachs account(s) were provided by you and/or a third party and Goldman Sachs makes no representation as to the accuracy and completeness of such information and it should not be relied upon as such.

THIS PAGE INTENTIONALLY LEFT BLANK

THE CAROLYN J. AND ROBERT J.
ALLISON, JR. FAMILY FOUNDATION

	PAGE
ALLISON FAMILY FOUNDATION - NWQ	33
REALIZED GAINS AND LOSSES	34

Your Goldman Sachs Team
Investment Professionals
Dush Pathmanandam
Client Analysts
Michael DeJulio
Alex Wisniewski
Rachel McCracken
John White
Team Assistants
Shirley Segarra

Goldman, Sachs & Co
25 British American Blvd
Latham, NY 12110

Kelly A. Anderson, Region Head
518-640-5505

For any inquiries regarding data contained within this report, please contact your
Private Wealth Management Team, or the Tax Reporting Helpline at 888-350-2857

www.goldman.com

Report Date Apr 23, 2013

THE CAROLYN J. AND ROBERT J.
ALLISON, JR. FAMILY FOUNDATION
C/O ANADARKO PETROLEUM CORP
PO BOX 1330
HOUSTON TX 77251-1330



REALIZED GAINS AND LOSSES

Supplemental Information Consult your Form 1099 for tax reporting purposes

REALIZED GAIN AND LOSS SUMMARY

SHORT-TERM GAINS (LOSSES)		LONG-TERM GAINS (LOSSES)		ORDINARY GAINS (LOSSES)	
Net Covered Short Term Gains (Losses)	(12,006.75)	Net Covered Long Term Gains (Losses)	5,729.80	Net Ordinary Gains (Losses)	0.00
Net NonCovered Short Term Gains (Losses)	9,228.08	Net NonCovered Long Term Gains (Losses)	32,391.97		
Net 1099B Non Reportable Short Term Gains (Losses)	0.00	Net 1099B Non Reportable Long Term Gains (Losses)	0.00		
Net Miscellaneous Short Term Gains (Losses)	0.00	Net Miscellaneous Long Term Gains (Losses)	0.00	Net Miscellaneous Ordinary Gains (Losses)	0.00
Net Regulated Futures Contract Short Term Gains (Losses)	0.00	Net Regulated Futures Contract Long Term Gains (Losses)	0.00		
Total Short-Term Gains (Losses)	(2,778.67)	Total Long-Term Gains (Losses)	38,121.77	Total Ordinary Gains (Losses)	0.00

SHORT-TERM GAINS (LOSSES)

Description (Product Identifier)	Date Acquired or Sold Short	Date Sold or Covered	Quantity	Sale Proceeds ⁵	Total accretion (Amortization)	Cost Basis ⁴	Total Gain (Loss)
Covered Short-Term Gains (Losses)							
CASEY'S GENERAL STORES,INC CMN (147528103)	04/29/2011	01/05/2012	7.00	354.61	0.00	273.62	80.99
CASEY'S GENERAL STORES,INC CMN (147528103)	05/02/2011	01/05/2012	40.00	2,026.34	0.00	1,541.47	484.87
FEI COMPANY CMN (30241L109)	10/05/2011	01/05/2012	31.00	1,258.65	0.00	891.96	366.69
FEI COMPANY CMN (30241L109)	10/06/2011	01/17/2012	11.00	486.96	0.00	323.87	163.09
FEI COMPANY CMN (30241L109)	10/07/2011	01/17/2012	17.00	752.58	0.00	490.21	262.37
FEI COMPANY CMN (30241L109)	10/05/2011	01/17/2012	34.00	1,505.15	0.00	978.28	526.87
FEI COMPANY CMN (30241L109)	10/07/2011	01/17/2012	87.00	3,851.42	0.00	2,519.56	1,331.86
SALIX PHARMACEUTICALS, LTD CMN (795435106)	06/27/2011	01/17/2012	5.00	248.08	0.00	191.02	57.06
SALIX PHARMACEUTICALS, LTD CMN (795435106)	06/23/2011	01/17/2012	14.00	694.62	0.00	525.31	169.31
SALIX PHARMACEUTICALS, LTD CMN (795435106)	06/24/2011	01/17/2012	26.00	1,290.02	0.00	987.06	302.96
SALIX PHARMACEUTICALS, LTD CMN (795435106)	06/22/2011	01/17/2012	35.00	1,736.56	0.00	1,312.12	424.44
CASEY'S GENERAL STORES,INC CMN (147528103)	05/02/2011	01/23/2012	13.00	691.26	0.00	500.98	190.28
CASEY'S GENERAL STORES,INC CMN (147528103)	05/03/2011	01/24/2012	10.00	525.81	0.00	384.64	141.17
CASEY'S GENERAL STORES,INC CMN (147528103)	05/02/2011	01/24/2012	13.00	683.55	0.00	500.98	182.57
CASEY'S GENERAL STORES,INC CMN (147528103)	05/03/2011	01/25/2012	23.00	1,219.54	0.00	884.67	334.87
CASEY'S GENERAL STORES,INC CMN (147528103)	08/12/2011	01/27/2012	2.00	104.34	0.00	82.72	21.62

⁴ Basis may have been increased by accruals of market discount and/or original issue discount or decreased by premium amortization. This increase or decrease of basis assumes the investor has elected to include market discount in income currently and/or amortize premium currently. You should consult with your own tax advisor to determine your correct basis.

⁵ Sale Proceeds may have been adjusted by an option premium due to an option assignment.



Realized and unrealized gains and loss values do not include securities for which cost basis is unavailable. The recognition of any loss reflected herein may be disallowed or deferred by the application of capital loss limitations, wash sale rules or other special tax rules, and you are strongly urged to consult your own outside tax and other advisors about this and all tax-related matters addressed in any way herein. All information regarding the cost basis and acquisition dates of securities that you acquired elsewhere and that were subsequently delivered into your Goldman Sachs account(s) were provided by you and/or a third party and Goldman Sachs makes no representation as to the accuracy and completeness of such information and it should not be relied upon as such.

REALIZED GAINS AND LOSSES (Continued)

Supplemental Information Consult your Form 1099 for tax reporting purposes

SHORT-TERM GAINS (LOSSES)

Description (Product Identifier)	Date Acquired or Sold Short	Date Sold or Covered	Quantity	Sale Proceeds ⁵	Total accretion (Amortization)	Cost Basis ⁴	Total Gain (Loss)
Covered Short-Term Gains (Losses)							
CASEY'S GENERAL STORES,INC CMN (147528103)	05/03/2011	01/27/2012	2 00	104 35	0 00	76 93	27 42
CASEY'S GENERAL STORES,INC CMN (147528103)	08/12/2011	01/27/2012	2 00	105 14	0 00	82 72	22 42
CASEY'S GENERAL STORES,INC CMN (147528103)	06/10/2011	01/27/2012	9 00	469 54	0 00	365 03	104 51
CASEY'S GENERAL STORES,INC CMN (147528103)	08/12/2011	01/30/2012	15 00	768 66	0 00	620 40	148 26
CASEY'S GENERAL STORES,INC CMN (147528103)	08/12/2011	01/31/2012	8 00	408 51	0 00	330 88	77 63
CASEY'S GENERAL STORES,INC CMN (147528103)	08/15/2011	02/01/2012	6 00	307 56	0 00	250 25	57 31
CASEY'S GENERAL STORES,INC CMN (147528103)	08/12/2011	02/01/2012	15 00	768 91	0 00	620 40	148 51
MKS INSTRUMENTS INC CMN (55306N104)	05/20/2011	02/03/2012	6 00	193 42	0 00	154 43	38 99
MKS INSTRUMENTS INC CMN (55306N104)	05/20/2011	02/06/2012	6 00	191 86	0 00	154 43	37 43
GUESS ?, INC CMN (401617105)	01/17/2012	02/22/2012	164 00	5,633 41	0 00	4,863 13	770 28
PMC-SIERRA INC CMN (69344F106)	03/09/2011	02/22/2012	19 00	133 10	0 00	147 69	(14 59)
GUESS ?, INC CMN (401617105)	01/17/2012	03/12/2012	47 00	1,719 54	0 00	1,393 70	325 84
ROYAL GOLD, INC CMN (780287108)	01/11/2012	03/16/2012	1 00	63 91	0 00	68 02	(4 11)
ROYAL GOLD, INC CMN (780287108)	01/11/2012	03/19/2012	12 00	759 12	0 00	816 25	(57 13)
ROYAL GOLD, INC CMN (780287108)	01/11/2012	03/20/2012	35 00	2,216 10	0 00	2,380 73	(164 63)
ROYAL GOLD, INC CMN (780287108)	01/11/2012	03/21/2012	37 00	2,385 70	0 00	2,516 77	(131 07)
ARCH COAL INC CMN (039380100)	01/17/2012	04/19/2012	472 00	4,687 51	0 00	6,527 48	(1,839 97)
ARCH COAL INC CMN (039380100)	01/17/2012	04/20/2012	433 00	4,163 20	0 00	5,988 13	(1,824 93)
PEOPLES UNITED FINANCIAL INC CMN (712704105)	01/17/2012	04/20/2012	631 00	7,847 13	0 00	8,610 88	(763 75)
PRIVATEBANCORP, INC CMN (742962103)	01/17/2012	04/24/2012	18 00	292 46	0 00	234 51	57 95
PRIVATEBANCORP, INC CMN (742962103)	01/17/2012	04/25/2012	9 00	144 49	0 00	117 26	27 23
PRIVATEBANCORP, INC CMN (742962103)	01/17/2012	04/30/2012	48 00	768 04	0 00	625 36	142 68
VERTEX PHARMACEUTICALS INC CMN (92532F100)	11/22/2011	05/08/2012	120 00	7,314 97	0 00	3,359 82	3,955 15
TIMKEN CO CMN (887389104)	11/07/2011	07/10/2012	7 00	297 85	0 00	299 15	(1 30)
TIMKEN CO CMN (887389104)	11/07/2011	07/11/2012	27 00	1,134 77	0 00	1,153 86	(19 09)

⁴ Basis may have been increased by accruals of market discount and/or original issue discount or decreased by premium amortization. This increase or decrease of basis assumes the investor has elected to include market discount in income currently and/or amortize premium currently. You should consult with your own tax advisor to determine your correct basis.

⁵ Sale Proceeds may have been adjusted by an option premium due to an option assignment.



Realized and unrealized gains and loss values do not include securities for which cost basis is unavailable. The recognition of any loss reflected herein may be disallowed or deferred by the application of capital loss limitations, wash sale rules or other special tax rules, and you are strongly urged to consult your own outside tax and other advisors about this and all tax-related matters addressed in any way herein. All information regarding the cost basis and acquisition dates of securities that you acquired elsewhere and that were subsequently delivered into your Goldman Sachs account(s) were provided by you and/or a third party and Goldman Sachs makes no representation as to the accuracy and completeness of such information and it should not be relied upon as such.

Tax Year

2012

Legal Name

THE CAROLYN J AND ROBERT J

REALIZED GAINS AND LOSSES (Continued)*Supplemental Information Consult your Form 1099 for tax reporting purposes***SHORT-TERM GAINS (LOSSES)**

Description (Product Identifier)	Date Acquired or Sold Short	Date Sold or Covered	Quantity	Sale Proceeds ⁵	Total accretion (Amortization)	Cost Basis ⁴	Total Gain (Loss)
Covered Short-Term Gains (Losses)							
BROCADE COMMUNICATIONS SYSTEMS CMN (111621306)	01/17/2012	07/12/2012	489 00	2,257 60	0 00	2,679 72	(422 12)
THOMPSON CREEK METALS COMPANY CMN (884768102)	01/17/2012	07/12/2012	667 00	1,959 60	0 00	5,180 26	(3,220 66)
BROCADE COMMUNICATIONS SYSTEMS CMN (111621306)	01/17/2012	07/13/2012	285 00	1,300 68	0 00	1,561 80	(261 12)
THOMPSON CREEK METALS COMPANY CMN (884768102)	01/17/2012	07/13/2012	755 00	2,204 63	0 00	5,863 71	(3,659 08)
BROCADE COMMUNICATIONS SYSTEMS CMN (111621306)	01/17/2012	07/16/2012	383 00	1,725 49	0 00	2,098 84	(373 35)
THOMPSON CREEK METALS COMPANY CMN (884768102)	01/17/2012	07/16/2012	261 00	716 43	0 00	2,027 06	(1,310 63)
BROCADE COMMUNICATIONS SYSTEMS CMN (111621306)	01/17/2012	07/17/2012	451 00	2,018 72	0 00	2,471 48	(452 76)
THOMPSON CREEK METALS COMPANY CMN (884768102)	01/17/2012	07/17/2012	747 00	1,878 88	0 00	5,801 58	(3,922 70)
BROCADE COMMUNICATIONS SYSTEMS CMN (111621306)	01/17/2012	07/18/2012	462 00	2,113 69	0 00	2,531 76	(418 07)
BROCADE COMMUNICATIONS SYSTEMS CMN (111621306)	01/17/2012	07/25/2012	930 00	4,413 68	0 00	5,096 40	(682 72)
BROCADE COMMUNICATIONS SYSTEMS CMN (111621306)	01/17/2012	07/26/2012	405 00	1,956 22	0 00	2,219 40	(263 18)
PEOPLES UNITED FINANCIAL INC CMN (712704105)	01/17/2012	07/26/2012	440 00	5,050 33	0 00	6,004 42	(954 09)
PEOPLES UNITED FINANCIAL INC CMN (712704105)	01/17/2012	07/27/2012	309 00	3,578 47	0 00	4,216 74	(638 27)
ALPHA NATURAL RESOURCES, INC CMN (02076X102)	04/19/2012	10/11/2012	187 00	1,547 16	0 00	3,137 22	(1,590 06)
Net Covered Short-Term Gains (Losses)				93,030.32	0.00	105,037.07	(12,006.75)
NonCovered Short-Term Gains (Losses)							
SPDR S&P MIDCAP 400 ETF TRUST ETF (78467Y107)	12/16/2011	01/17/2012	931 00	154,400 49	0 00	145,172 41	9,228 08
Net NonCovered Short-Term Gains (Losses)				154,400.49	0.00	145,172.41	9,228.08

LONG-TERM GAINS (LOSSES)

Description (Product Identifier)	Date Acquired or Sold Short	Date Sold or Covered	Quantity	Sale Proceeds ⁵	Total accretion (Amortization)	Cost Basis ⁴	Total Gain (Loss)
Covered Long-Term Gains (Losses)							
PMC-SIERRA INC CMN (69344F106)	01/28/2011	02/09/2012	217 00	1,531 47	0 00	1,712 20	(180 73)
PMC-SIERRA INC CMN (69344F106)	01/28/2011	02/10/2012	75 00	524 11	0 00	591 77	(67 66)

⁴ Basis may have been increased by accruals of market discount and/or original issue discount or decreased by premium amortization. This increase or decrease of basis assumes the investor has elected to include market discount in income currently and/or amortize premium currently. You should consult with your own tax advisor to determine your correct basis.

⁵ Sale Proceeds may have been adjusted by an option premium due to an option assignment.

**Goldman
Sachs**

Realized and unrealized gains and loss values do not include securities for which cost basis is unavailable. The recognition of any loss reflected herein may be disallowed or deferred by the application of capital loss limitations, wash sale rules or other special tax rules, and you are strongly urged to consult your own outside tax and other advisors about this and all tax-related matters addressed in any way herein. All information regarding the cost basis and acquisition dates of securities that you acquired elsewhere and that were subsequently delivered into your Goldman Sachs account(s) were provided by you and/or a third party and Goldman Sachs makes no representation as to the accuracy and completeness of such information and it should not be relied upon as such.

Tax Year

2012

Legal Name

THE CAROLYN J AND ROBERT J

REALIZED GAINS AND LOSSES (Continued)*Supplemental Information Consult your Form 1099 for tax reporting purposes***LONG-TERM GAINS (LOSSES)**

Description (Product Identifier)	Date Acquired or Sold Short	Date Sold or Covered	Quantity	Sale Proceeds ⁵	Total accretion (Amortization)	Cost Basis ⁴	Total Gain (Loss)
Covered Long-Term Gains (Losses)							
PMC-SIERRA INC CMN (69344F106)	01/28/2011	02/15/2012	164 00	1,148 00	0 00	1,294 01	(146 01)
PMC-SIERRA INC CMN (69344F106)	01/28/2011	02/16/2012	273 00	1,913 72	0 00	2,154 05	(240 33)
PMC-SIERRA INC CMN (69344F106)	01/28/2011	02/17/2012	130 00	916 75	0 00	1,025 74	(108 99)
PMC-SIERRA INC CMN (69344F106)	01/28/2011	02/21/2012	105 00	740 77	0 00	828 48	(87 71)
ROYAL GOLD, INC CMN (780287108)	03/07/2011	03/14/2012	4 00	262 14	0 00	201 53	60 61
ROYAL GOLD, INC CMN (780287108)	03/04/2011	03/14/2012	37 00	2,424 76	0 00	1,860 44	564 32
ROYAL GOLD, INC CMN (780287108)	03/07/2011	03/15/2012	40 00	2,571 66	0 00	2,015 32	556 34
ROYAL GOLD, INC CMN (780287108)	03/07/2011	03/16/2012	12 00	766 90	0 00	604 59	162 31
ROYAL GOLD, INC CMN (780287108)	03/08/2011	03/16/2012	12 00	766 91	0 00	606 60	160 31
PMC-SIERRA INC CMN (69344F106)	03/15/2011	04/27/2012	3 00	21 44	0 00	22 53	(1 09)
PMC-SIERRA INC CMN (69344F106)	03/11/2011	04/27/2012	55 00	393 06	0 00	426 25	(33 19)
PMC-SIERRA INC CMN (69344F106)	03/10/2011	04/27/2012	60 00	428 79	0 00	463 90	(35 11)
PMC-SIERRA INC CMN (69344F106)	03/14/2011	04/27/2012	64 00	457 38	0 00	495 97	(38 59)
PMC-SIERRA INC CMN (69344F106)	03/09/2011	04/27/2012	153 00	1,093 42	0 00	1,189 30	(95 88)
PMC-SIERRA INC CMN (69344F106)	04/04/2011	04/30/2012	47 00	337 25	0 00	333 23	4 02
PMC-SIERRA INC CMN (69344F106)	03/15/2011	04/30/2012	89 00	638 61	0 00	668 34	(29 73)
PMC-SIERRA INC CMN (69344F106)	04/06/2011	04/30/2012	192 00	1,377 68	0 00	1,390 04	(12 36)
CIRCOR INTERNATIONAL INC CMN (17273K109)	04/06/2011	08/17/2012	16 00	564 00	0 00	747 01	(183 01)
CASEY'S GENERAL STORES,INC CMN (147528103)	08/25/2011	09/11/2012	1 00	58 67	0 00	41 72	16 95
CASEY'S GENERAL STORES,INC CMN (147528103)	08/15/2011	09/11/2012	2 00	117 34	0 00	83 42	33 92
CASEY'S GENERAL STORES,INC CMN (147528103)	08/19/2011	09/11/2012	5 00	293 33	0 00	203 10	90 23
CASEY'S GENERAL STORES,INC CMN (147528103)	08/16/2011	09/11/2012	8 00	469 33	0 00	333 52	135 81
CASEY'S GENERAL STORES,INC CMN (147528103)	08/18/2011	09/11/2012	16 00	938 66	0 00	650 79	287 87
CASEY'S GENERAL STORES,INC CMN (147528103)	08/24/2011	09/11/2012	22 00	1,290 66	0 00	908 60	382 06
CASEY'S GENERAL STORES,INC CMN (147528103)	08/25/2011	09/12/2012	16 00	937 09	0 00	667 46	269 63

⁴ Basis may have been increased by accruals of market discount and/or original issue discount or decreased by premium amortization. This increase or decrease of basis assumes the investor has elected to include market discount in income currently and/or amortize premium currently. You should consult with your own tax advisor to determine your correct basis.

⁵ Sale Proceeds may have been adjusted by an option premium due to an option assignment.

**Goldman
Sachs**

Realized and unrealized gains and loss values do not include securities for which cost basis is unavailable. The recognition of any loss reflected herein may be disallowed or deferred by the application of capital loss limitations, wash sale rules or other special tax rules, and you are strongly urged to consult your own outside tax and other advisors about this and all tax-related matters addressed in any way herein. All information regarding the cost basis and acquisition dates of securities that you acquired elsewhere and that were subsequently delivered into your Goldman Sachs account(s) were provided by you and/or a third party and Goldman Sachs makes no representation as to the accuracy and completeness of such information and it should not be relied upon as such.

Tax Year

Legal Name

2012

THE CAROLYN J AND ROBERT J

REALIZED GAINS AND LOSSES (Continued)*Supplemental Information Consult your Form 1099 for tax reporting purposes***LONG-TERM GAINS (LOSSES)**

Description (Product Identifier)	Date Acquired or Sold Short	Date Sold or Covered	Quantity	Sale Proceeds ⁵	Total accretion (Amortization)	Cost Basis ⁴	Total Gain (Loss)
Covered Long-Term Gains (Losses)							
CASEY'S GENERAL STORES,INC CMN (147528103)	08/26/2011	09/13/2012	5 00	297 12	0 00	206 20	90 92
CASEY'S GENERAL STORES,INC CMN (147528103)	09/08/2011	09/13/2012	13 00	772 53	0 00	558 05	214 48
CASEY'S GENERAL STORES,INC CMN (147528103)	08/25/2011	09/13/2012	15 00	891 37	0 00	625 74	265 63
SALIX PHARMACEUTICALS, LTD CMN (795435106)	06/29/2011	09/27/2012	3 00	127 20	0 00	115 44	11 76
SALIX PHARMACEUTICALS, LTD CMN (795435106)	06/27/2011	09/27/2012	12 00	508 82	0 00	458 45	50 37
SALIX PHARMACEUTICALS, LTD CMN (795435106)	06/29/2011	10/01/2012	9 00	384 77	0 00	346 32	38 45
SALIX PHARMACEUTICALS, LTD CMN (795435106)	07/08/2011	10/01/2012	15 00	641 28	0 00	589 56	51 72
SALIX PHARMACEUTICALS, LTD CMN (795435106)	07/12/2011	10/01/2012	17 00	726 78	0 00	654 63	72 15
SALIX PHARMACEUTICALS, LTD CMN (795435106)	07/15/2011	10/01/2012	19 00	812 29	0 00	718 78	93 51
SALIX PHARMACEUTICALS, LTD CMN (795435106)	07/11/2011	10/01/2012	25 00	1,068 80	0 00	965 06	103 74
SALIX PHARMACEUTICALS, LTD CMN (795435106)	07/18/2011	10/02/2012	13 00	544 01	0 00	492 22	51 79
SALIX PHARMACEUTICALS, LTD CMN (795435106)	07/15/2011	10/02/2012	15 00	627 71	0 00	567 46	60 25
ALLIED WORLD ASSURANCE COMPANY CMN (H01531104)	05/31/2011	10/03/2012	12 00	943 52	0 00	727 71	215 81
ALLIED WORLD ASSURANCE COMPANY CMN (H01531104)	05/31/2011	10/03/2012	28 00	2,216 46	0 00	1,697 98	518 48
ALLIED WORLD ASSURANCE COMPANY CMN (H01531104)	05/31/2011	10/04/2012	27 00	2,132 38	0 00	1,637 34	495 04
SALIX PHARMACEUTICALS, LTD CMN (795435106)	07/18/2011	10/05/2012	36 00	1,473 45	0 00	1,363 08	110 37
ALLIED WORLD ASSURANCE COMPANY CMN (H01531104)	05/31/2011	10/09/2012	13 00	1,039 92	0 00	788 35	251 57
ALLIED WORLD ASSURANCE COMPANY CMN (H01531104)	05/31/2011	10/10/2012	6 00	480 64	0 00	363 85	116 79
ALLIED WORLD ASSURANCE COMPANY CMN (H01531104)	05/31/2011	10/11/2012	21 00	1,681 71	0 00	1,273 49	408 22
ALLIED WORLD ASSURANCE COMPANY CMN (H01531104)	05/31/2011	10/12/2012	4 00	320 16	0 00	242 57	77 59
SALIX PHARMACEUTICALS, LTD CMN (795435106)	07/18/2011	10/16/2012	1 00	40 81	0 00	37 86	2 95
SALIX PHARMACEUTICALS, LTD CMN (795435106)	07/20/2011	10/16/2012	25 00	1,020 44	0 00	962 47	57 97
SALIX PHARMACEUTICALS, LTD CMN (795435106)	07/20/2011	10/17/2012	61 00	2,476 57	0 00	2,348 42	128 15
ALLIED WORLD ASSURANCE COMPANY CMN (H01531104)	05/31/2011	10/22/2012	14 00	1,144 13	0 00	848 99	295 14
ALLIED WORLD ASSURANCE COMPANY CMN (H01531104)	05/31/2011	10/23/2012	17 00	1,378 46	0 00	1,030 92	347 54

⁴ Basis may have been increased by accruals of market discount and/or original issue discount or decreased by premium amortization. This increase or decrease of basis assumes the investor has elected to include market discount in income currently and/or amortize premium currently. You should consult with your own tax advisor to determine your correct basis.

⁵ Sale Proceeds may have been adjusted by an option premium due to an option assignment.

Tax Year

2012

Legal Name

THE CAROLYN J AND ROBERT J

REALIZED GAINS AND LOSSES (Continued)*Supplemental Information Consult your Form 1099 for tax reporting purposes***LONG-TERM GAINS (LOSSES)**

Description (Product Identifier)	Date Acquired or Sold Short	Date Sold or Covered	Quantity	Sale Proceeds ⁵	Total accretion (Amortization)	Cost Basis ⁴	Total Gain (Loss)
Covered Long-Term Gains (Losses)							
ALLIED WORLD ASSURANCE COMPANY CMN (H01531104)	05/31/2011	10/24/2012	11 00	893 98	0 00	667 07	226 91
ALLIED WORLD ASSURANCE COMPANY CMN (H01531104)	05/31/2011	11/01/2012	14 00	1,150 12	0 00	848 99	301 13
CIRCOR INTERNATIONAL INC CMN (17273K109)	04/06/2011	11/01/2012	12 00	453 27	0 00	560 26	(106 99)
ALLIED WORLD ASSURANCE COMPANY CMN (H01531104)	05/31/2011	11/14/2012	14 00	1,102 85	0 00	848 99	253 86
ALLIED WORLD ASSURANCE COMPANY CMN (H01531104)	05/31/2011	11/19/2012	11 00	865 18	0 00	667 07	198 11
CIRCOR INTERNATIONAL INC CMN (17273K109)	04/06/2011	11/21/2012	18 00	614 59	0 00	840 38	(225 79)
CIRCOR INTERNATIONAL INC CMN (17273K109)	04/06/2011	11/23/2012	19 00	656 55	0 00	887 07	(230 52)
CIRCOR INTERNATIONAL INC CMN (17273K109)	04/06/2011	11/26/2012	21 00	726 72	0 00	980 45	(253 73)
CIRCOR INTERNATIONAL INC CMN (17273K109)	04/06/2011	11/27/2012	16 00	561 38	0 00	747 01	(185 63)
CASEY'S GENERAL STORES, INC CMN (147528103)	09/08/2011	12/05/2012	20 00	1,016 60	0 00	858 53	158 07
Net Covered Long-Term Gains (Losses)				54,776.47	0.00	49,046.67	5,729.80
NonCovered Long-Term Gains (Losses)							
ARROW ELECTRONICS INC CMN (042735100)	06/22/2009	01/05/2012	11 00	396 67	0 00	233 42	163 25
MIDDLEBY CORP CMN (596278101)	06/22/2009	01/05/2012	13 00	1,222 81	0 00	593 45	629 36
TEXAS CAPITAL BANCSHARES, INC CMN (88224Q107)	07/31/2009	01/05/2012	36 00	1,119 74	0 00	600 86	518 88
TEXAS CAPITAL BANCSHARES, INC CMN (88224Q107)	08/06/2009	01/05/2012	54 00	1,679 61	0 00	912 03	767 58
TEXAS CAPITAL BANCSHARES, INC CMN (88224Q107)	07/31/2009	01/05/2012	62 00	1,928 44	0 00	1,034 82	893 62
TREEHOUSE FOODS, INC CMN (89469A104)	02/11/2010	01/05/2012	1 00	63 89	0 00	39 90	23 99
TREEHOUSE FOODS, INC CMN (89469A104)	02/08/2010	01/05/2012	7 00	447 19	0 00	271 41	175 78
TREEHOUSE FOODS, INC CMN (89469A104)	02/11/2010	01/06/2012	12 00	767 68	0 00	478 77	288 91
TREEHOUSE FOODS, INC CMN (89469A104)	08/05/2010	01/09/2012	4 00	255 82	0 00	169 60	86 22
TREEHOUSE FOODS, INC CMN (89469A104)	02/11/2010	01/09/2012	5 00	319 78	0 00	199 49	120 29
BOB EVANS FARMS, INC CMN (096761101)	09/28/2010	01/17/2012	22 00	764 71	0 00	615 27	149 44
BOB EVANS FARMS, INC CMN (096761101)	09/22/2010	01/17/2012	26 00	903 74	0 00	740 65	163 09

⁴ Basis may have been increased by accruals of market discount and/or original issue discount or decreased by premium amortization. This increase or decrease of basis assumes the investor has elected to include market discount in income currently and/or amortize premium currently. You should consult with your own tax advisor to determine your correct basis.

⁵ Sale Proceeds may have been adjusted by an option premium due to an option assignment.

Tax Year

Legal Name

2012

THE CAROLYN J AND ROBERT J

REALIZED GAINS AND LOSSES (Continued)*Supplemental Information Consult your Form 1099 for tax reporting purposes***LONG-TERM GAINS (LOSSES)**

Description (Product Identifier)	Date Acquired or Sold Short	Date Sold or Covered	Quantity	Sale Proceeds ⁵	Total accretion (Amortization)	Cost Basis ⁴	Total Gain (Loss)
NonCovered Long-Term Gains (Losses)							
BOB EVANS FARMS, INC CMN (096761101)	09/23/2010	01/17/2012	47 00	1,633 69	0 00	1,342 18	291 51
WESTERN ALLIANCE BANCORP CMN (957638109)	10/27/2009	01/17/2012	84 00	613 37	0 00	414 07	199 30
WESTERN ALLIANCE BANCORP CMN (957638109)	10/22/2009	01/17/2012	98 00	715 60	0 00	560 81	154 79
WESTERN ALLIANCE BANCORP CMN (957638109)	08/26/2009	01/17/2012	205 00	1,496 92	0 00	1,496 19	0 73
WESTERN ALLIANCE BANCORP CMN (957638109)	10/21/2009	01/17/2012	209 00	1,526 13	0 00	1,211 97	314 16
WESTERN ALLIANCE BANCORP CMN (957638109)	08/20/2010	01/17/2012	244 00	1,781 70	0 00	1,594 22	187 48
WESTERN ALLIANCE BANCORP CMN (957638109)	10/30/2009	01/17/2012	256 00	1,869 33	0 00	1,118 57	750 76
WESTERN ALLIANCE BANCORP CMN (957638109)	10/26/2009	01/17/2012	400 00	2,920 82	0 00	2,065 00	855 82
COHERENT INC CMN (192479103)	06/22/2009	01/23/2012	17 00	987 75	0 00	355 09	632 66
COHERENT INC CMN (192479103)	06/22/2009	01/24/2012	18 00	1,039 75	0 00	375 98	663 77
COHERENT INC CMN (192479103)	06/22/2009	01/25/2012	3 00	171 79	0 00	62 66	109 13
NORTHWEST BANCSHARES INC CMN (667340103)	12/18/2009	01/27/2012	227 00	2,853 49	0 00	2,535 82	317 67
TEXAS CAPITAL BANCSHARES, INC CMN (882240107)	08/06/2009	01/27/2012	43 00	1,360 47	0 00	726 25	634 22
NORTHWEST BANCSHARES INC CMN (667340103)	12/02/2010	01/30/2012	7 00	87 22	0 00	74 91	12 31
NORTHWEST BANCSHARES INC CMN (667340103)	12/18/2009	01/30/2012	104 00	1,295 93	0 00	1,161 78	134 15
TEXAS CAPITAL BANCSHARES, INC CMN (882240107)	08/06/2009	01/30/2012	6 00	189 98	0 00	101 34	88 64
TEXAS CAPITAL BANCSHARES, INC CMN (882240107)	10/22/2009	01/30/2012	33 00	1,044 86	0 00	514 80	530 06
NORTHWEST BANCSHARES INC CMN (667340103)	12/02/2010	01/31/2012	51 00	627 81	0 00	545 80	82 01
NORTHWEST BANCSHARES INC CMN (667340103)	12/02/2010	02/01/2012	137 00	1,707 13	0 00	1,466 18	240 95
ELIZABETH ARDEN INC CMN (28660G106)	06/22/2009	02/17/2012	15 00	589 94	0 00	113 99	475 95
ROYAL GOLD, INC CMN (780287108)	11/06/2009	03/14/2012	15 00	983 01	0 00	750 96	232 05
ROYAL GOLD, INC CMN (780287108)	12/14/2009	03/14/2012	19 00	1,245 15	0 00	960 65	284 50
ROYAL GOLD, INC CMN (780287108)	12/15/2009	03/14/2012	22 00	1,441 75	0 00	1,120 53	321 22
ROYAL GOLD, INC CMN (780287108)	11/09/2009	03/14/2012	28 00	1,834 96	0 00	1,427 76	407 20
HORMEL FOODS CORP CMN (440452100)	06/04/2010	04/02/2012	21 00	620 30	0 00	427 51	192 79

⁴ Basis may have been increased by accruals of market discount and/or original issue discount or decreased by premium amortization. This increase or decrease of basis assumes the investor has elected to include market discount in income currently and/or amortize premium currently. You should consult with your own tax advisor to determine your correct basis.

⁵ Sale Proceeds may have been adjusted by an option premium due to an option assignment.

Tax Year

2012

Legal Name

THE CAROLYN J AND ROBERT J

REALIZED GAINS AND LOSSES (Continued)*Supplemental Information Consult your Form 1099 for tax reporting purposes***LONG-TERM GAINS (LOSSES)**

Description (Product Identifier)	Date Acquired or Sold Short	Date Sold or Covered	Quantity	Sale Proceeds ⁵	Total accretion (Amortization)	Cost Basis ⁴	Total Gain (Loss)
NonCovered Long-Term Gains (Losses)							
HORMEL FOODS CORP CMN (440452100)	04/13/2010	04/02/2012	38 00	1,122 44	0 00	790 71	331 73
WESCO INTERNATIONAL INC CMN (95082P105)	06/22/2009	04/25/2012	34 00	2,268 13	0 00	823 50	1,444 63
TIMKEN CO CMN (887389104)	06/22/2009	07/10/2012	14 00	595 70	0 00	243 60	352 10
TIMKEN CO CMN (887389104)	07/29/2009	07/10/2012	94 00	3,999 72	0 00	1,758 86	2,240 86
ARROW ELECTRONICS INC CMN (042735100)	06/22/2009	07/12/2012	104 00	3,287 99	0 00	2,206 88	1,081 11
AVNET INC CMN (053807103)	05/05/2008	07/12/2012	23 00	688 50	0 00	624 98	63 52
AVNET INC CMN (053807103)	06/22/2009	07/12/2012	109 00	3,262 91	0 00	2,342 41	920 50
CIRCOR INTERNATIONAL INC CMN (17273K109)	06/22/2009	07/12/2012	30 00	966 54	0 00	742 74	223 80
ARROW ELECTRONICS INC CMN (042735100)	06/22/2009	07/13/2012	20 00	634 57	0 00	424 40	210 17
AVNET INC CMN (053807103)	06/22/2009	07/13/2012	83 00	2,492 84	0 00	1,783 67	709 17
CIRCOR INTERNATIONAL INC CMN (17273K109)	06/22/2009	07/13/2012	28 00	912 88	0 00	693 22	219 66
TREEHOUSE FOODS, INC CMN (89469A104)	09/13/2010	07/13/2012	14 00	841 67	0 00	595 90	245 77
TREEHOUSE FOODS, INC CMN (89469A104)	08/05/2010	07/13/2012	30 00	1,803 56	0 00	1,271 99	531 57
CIRCOR INTERNATIONAL INC CMN (17273K109)	09/02/2009	07/16/2012	7 00	227 97	0 00	179 20	48 77
CIRCOR INTERNATIONAL INC CMN (17273K109)	07/01/2009	07/16/2012	8 00	260 54	0 00	193 33	67 21
CIRCOR INTERNATIONAL INC CMN (17273K109)	06/22/2009	07/16/2012	14 00	455 94	0 00	346 61	109 33
CIRCOR INTERNATIONAL INC CMN (17273K109)	08/19/2009	07/16/2012	18 00	586 21	0 00	467 80	118 41
CIRCOR INTERNATIONAL INC CMN (17273K109)	09/02/2009	07/17/2012	13 00	419 95	0 00	332 80	87 15
CIRCOR INTERNATIONAL INC CMN (17273K109)	09/02/2009	07/18/2012	14 00	457 63	0 00	358 40	99 23
CIRCOR INTERNATIONAL INC CMN (17273K109)	09/02/2009	07/19/2012	10 00	326 45	0 00	256 00	70 45
TEXAS CAPITAL BANCSHARES, INC CMN (88224Q107)	10/22/2009	07/20/2012	45 00	1,858 56	0 00	702 00	1,156 56
CIRCOR INTERNATIONAL INC CMN (17273K109)	09/02/2009	07/23/2012	8 00	250 16	0 00	204 80	45 36
CIRCOR INTERNATIONAL INC CMN (17273K109)	09/02/2009	07/24/2012	9 00	274 33	0 00	230 40	43 93
CIRCOR INTERNATIONAL INC CMN (17273K109)	09/02/2009	07/25/2012	5 00	151 53	0 00	128 00	23 53
CIRCOR INTERNATIONAL INC CMN (17273K109)	11/02/2009	07/26/2012	29 00	869 98	0 00	769 12	100 86

⁴ Basis may have been increased by accruals of market discount and/or original issue discount or decreased by premium amortization. This increase or decrease of basis assumes the investor has elected to include market discount in income currently and/or amortize premium currently. You should consult with your own tax advisor to determine your correct basis.

⁵ Sale Proceeds may have been adjusted by an option premium due to an option assignment.

Tax Year

2012

Legal Name

THE CAROLYN J AND ROBERT J

REALIZED GAINS AND LOSSES (Continued)*Supplemental Information Consult your Form 1099 for tax reporting purposes***LONG-TERM GAINS (LOSSES)**

Description (Product Identifier)	Date Acquired or Sold Short	Date Sold or Covered	Quantity	Sale Proceeds ⁵	Total accretion (Amortization)	Cost Basis ⁴	Total Gain (Loss)
NonCovered Long-Term Gains (Losses)							
CIRCOR INTERNATIONAL INC CMN (17273K109)	11/02/2009	08/07/2012	30 00	1,071 51	0 00	795 64	275 87
CIRCOR INTERNATIONAL INC CMN (17273K109)	11/02/2009	08/08/2012	23 00	813 76	0 00	609 99	203 77
CIRCOR INTERNATIONAL INC CMN (17273K109)	11/02/2009	08/09/2012	10 00	354 17	0 00	265 21	88 96
CIRCOR INTERNATIONAL INC CMN (17273K109)	11/02/2009	08/10/2012	12 00	430 46	0 00	318 26	112 20
CIRCOR INTERNATIONAL INC CMN (17273K109)	11/02/2009	08/15/2012	11 00	382 75	0 00	291 73	91 02
ELIZABETH ARDEN INC CMN (28660G106)	06/22/2009	08/15/2012	38 00	1,743 48	0 00	288 77	1,454 71
ELIZABETH ARDEN INC CMN (28660G106)	06/22/2009	08/16/2012	9 00	413 09	0 00	68 39	344 70
CIRCOR INTERNATIONAL INC CMN (17273K109)	11/02/2009	08/17/2012	15 00	528 75	0 00	397 82	130 93
ELIZABETH ARDEN INC CMN (28660G106)	06/22/2009	08/17/2012	8 00	372 15	0 00	60 79	311 36
ELIZABETH ARDEN INC CMN (28660G106)	06/22/2009	08/20/2012	7 00	325 53	0 00	53 19	272 34
ELIZABETH ARDEN INC CMN (28660G106)	06/22/2009	08/21/2012	9 00	418 36	0 00	68 39	349 97
ELIZABETH ARDEN INC CMN (28660G106)	06/22/2009	08/27/2012	18 00	835 21	0 00	136 79	698 42
ELIZABETH ARDEN INC CMN (28660G106)	06/22/2009	08/28/2012	11 00	510 47	0 00	83 59	426 88
MIDDLEBY CORP CMN (596278101)	06/22/2009	10/31/2012	17 00	2,116 78	0 00	776 05	1,340 73
MIDDLEBY CORP CMN (596278101)	06/22/2009	11/01/2012	2 00	252 13	0 00	91 30	160 83
MIDDLEBY CORP CMN (596278101)	08/13/2009	11/01/2012	15 00	1,891 00	0 00	707 35	1,183 65
MIDDLEBY CORP CMN (596278101)	08/13/2009	11/02/2012	1 00	125 02	0 00	47 16	77 86
ARROW ELECTRONICS INC CMN (042735100)	06/22/2009	11/15/2012	56 00	2,002 41	0 00	1,188 32	814 09
MIDDLEBY CORP CMN (596278101)	08/13/2009	11/15/2012	6 00	761 44	0 00	282 94	478 50
TERADYNE INC CMN (880770102)	03/22/2010	11/15/2012	119 00	1,774 93	0 00	1,316 60	458 33
TERADYNE INC CMN (880770102)	03/25/2010	11/16/2012	61 00	912 49	0 00	684 54	227 95
TERADYNE INC CMN (880770102)	03/22/2010	11/16/2012	64 00	957 37	0 00	708 09	249 28
Net NonCovered Long-Term Gains (Losses)				88,518.89	0.00	56,126.92	32,391.97

⁴ Basis may have been increased by accruals of market discount and/or original issue discount or decreased by premium amortization. This increase or decrease of basis assumes the investor has elected to include market discount in income currently and/or amortize premium currently. You should consult with your own tax advisor to determine your correct basis.

⁵ Sale Proceeds may have been adjusted by an option premium due to an option assignment.

THE CAROLYN J. AND ROBERT J.
ALLISON, JR. FAMILY FOUNDATION

	PAGE
ALLISON FAMILY FOUNDATION - APC	43
REALIZED GAINS AND LOSSES	44

Your Goldman Sachs Team
Investment Professionals
Dush Pathmanandam
Client Analysts
Michael DeJulio
Alex Wisniewski
Rachel McCracken
John White
Team Assistants
Shirley Segarra

Goldman, Sachs & Co
25 British American Blvd
Latham, NY 12110

Kelly A Anderson, Region Head
518-640-5505

For any inquiries regarding data contained within this report, please contact your
Private Wealth Management Team, or the Tax Reporting Helpline at 888-350-2857

www.goldman.com

Report Date Apr 23, 2013

THE CAROLYN J AND ROBERT J
ALLISON, JR FAMILY FOUNDATION
C/O ANADARKO PETROLEUM CORP
PO BOX 1330
HOUSTON TX 77251-1330



Tax Year Account No Legal Name
2012 **1677-** **THE CAROLYN J AND ROBERT J**

REALIZED GAINS AND LOSSES

Supplemental Information Consult your Form 1099 for tax reporting purposes

REALIZED GAIN AND LOSS SUMMARY

SHORT-TERM GAINS (LOSSES)		LONG-TERM GAINS (LOSSES)		ORDINARY GAINS (LOSSES)	
Net Covered Short Term Gains (Losses)	0 00	Net Covered Long Term Gains (Losses)	0 00	Net Ordinary Gains (Losses)	0 00
Net NonCovered Short Term Gains (Losses)	0 00	Net NonCovered Long Term Gains (Losses)	0 00		
Net 1099B Non Reportable Short Term Gains (Losses)	78,278 03	Net 1099B Non Reportable Long Term Gains (Losses)	0 00		
Net Miscellaneous Short Term Gains (Losses)	0 00	Net Miscellaneous Long Term Gains (Losses)	0 00	Net Miscellaneous Ordinary Gains (Losses)	0 00
Net Regulated Futures Contract Short Term Gains (Losses)	0 00	Net Regulated Futures Contract Long Term Gains (Losses)	0 00		
Total Short-Term Gains (Losses)	78,278 03	Total Long-Term Gains (Losses)	0 00	Total Ordinary Gains (Losses)	0 00

SHORT-TERM GAINS (LOSSES)

Description (Product Identifier)	Date Acquired or Sold Short	Date Sold or Covered	Quantity	Sale Proceeds ⁵	Total accretion (Amortization)	Cost Basis ⁴	Total Gain (Loss)
1099B Non Reportable Short-Term Gains (Losses)							
CALL/APC @ 95 EXP 05/19/2012 (APC 120519C00)	03/09/2012	05/19/2012	120 00	17,699 67	0 00	0 00	17,699 67
CALL/APC @ 97 5 EXP 08/18/2012 (APC 120818C00)	03/09/2012	07/18/2012	120 00	38,378 90	0 00	1,200 00	37,178 90
CALL/APC @ 80 EXP 11/17/2012 (APC 121117C00)	05/22/2012	11/17/2012	120 00	23,399 46	0 00	0 00	23,399 46
Net 1099B Non Reportable Short-Term Gains (Losses)				79,478.03	0.00	1,200.00	78,278.03

⁴ Basis may have been increased by accruals of market discount and/or original issue discount or decreased by premium amortization. This increase or decrease of basis assumes the investor has elected to include market discount in income currently and/or amortize premium currently. You should consult with your own tax advisor to determine your correct basis.

⁵ Sale Proceeds may have been adjusted by an option premium due to an option assignment.



Realized and unrealized gains and loss values do not include securities for which cost basis is unavailable. The recognition of any loss reflected herein may be disallowed or deferred by the application of capital loss limitations, wash sale rules or other special tax rules, and you are strongly urged to consult your own outside tax and other advisors about this and all tax-related matters addressed in any way herein. All information regarding the cost basis and acquisition dates of securities that you acquired elsewhere and that were subsequently delivered into your Goldman Sachs account(s) were provided by you and/or a third party and Goldman Sachs makes no representation as to the accuracy and completeness of such information and it should not be relied upon as such.

Tax Year

2012

SUPPLEMENTAL INFORMATION

Supplemental Information Consult your Form 1099 for tax reporting purposes

THE CAROLYN J. AND ROBERT J. ALLISON, JR. FAMILY FOUNDATION

	PAGE
ALLISON FAMILY FOUNDATION - WELLS CAP AC	45
REALIZED GAINS AND LOSSES	46

Your Goldman Sachs Team
Investment Professionals
Dush Pathmanandam
Client Analysts
Michael DeJulio
Alex Wisniewski
Rachel McCracken
John White
Team Assistants
Shirley Segarra

Goldman, Sachs & Co
25 British American Blvd
Latham, NY 12110

Kelly A. Anderson, Region Head
518-640-5505

For any inquiries regarding data contained within this report, please contact your
Private Wealth Management Team, or the Tax Reporting Helpline at 888-350-2857

www.goldman.com

Report Date Apr 23, 2013

THE CAROLYN J. AND ROBERT J.
ALLISON, JR. FAMILY FOUNDATION
C/O ANADARKO PETROLEUM CORP
PO BOX 1330
HOUSTON TX 77251-1330



Tax Year Account No Legal Name
2012 **I678** **THE CAROLYN J AND ROBERT J**

REALIZED GAINS AND LOSSES

Supplemental Information Consult your Form 1099 for tax reporting purposes

REALIZED GAIN AND LOSS SUMMARY

SHORT-TERM GAINS (LOSSES)		LONG-TERM GAINS (LOSSES)		ORDINARY GAINS (LOSSES)	
Net Covered Short Term Gains (Losses)	25,928.20	Net Covered Long Term Gains (Losses)	1,742.49	Net Ordinary Gains (Losses)	0.00
Net NonCovered Short Term Gains (Losses)	0.00	Net NonCovered Long Term Gains (Losses)	40,520.09		
Net 1099B Non Reportable Short Term Gains (Losses)	0.00	Net 1099B Non Reportable Long Term Gains (Losses)	0.00		
Net Miscellaneous Short Term Gains (Losses)	0.00	Net Miscellaneous Long Term Gains (Losses)	0.00	Net Miscellaneous Ordinary Gains (Losses)	0.00
Net Regulated Futures Contract Short Term Gains (Losses)	0.00	Net Regulated Futures Contract Long Term Gains (Losses)	0.00		
Total Short-Term Gains (Losses)	25,928.20	Total Long-Term Gains (Losses)	42,262.58	Total Ordinary Gains (Losses)	0.00

SHORT-TERM GAINS (LOSSES)

Description (Product Identifier)	Date Acquired or Sold Short	Date Sold or Covered	Quantity	Sale Proceeds ⁵	Total accretion (Amortization)	Cost Basis ⁴	Total Gain (Loss)
Covered Short-Term Gains (Losses)							
BANK OF AMERICA CORP CMN (060505104)	01/17/2012	03/13/2012	3,800.00	30,817.44	0.00	25,764.38	5,053.06
CAPITAL ONE FINANCIAL CORP CMN (14040H105)	02/01/2012	03/13/2012	9.00	449.18	0.00	417.32	31.86
CAPITAL ONE FINANCIAL CORP CMN (14040H105)	01/31/2012	03/13/2012	63.00	3,144.27	0.00	2,870.37	273.90
CAPITAL ONE FINANCIAL CORP CMN (14040H105)	01/26/2012	03/13/2012	88.00	4,392.00	0.00	4,009.17	382.83
CAPITAL ONE FINANCIAL CORP CMN (14040H105)	01/30/2012	03/13/2012	97.00	4,841.18	0.00	4,333.39	507.79
CAPITAL ONE FINANCIAL CORP CMN (14040H105)	01/25/2012	03/13/2012	127.00	6,338.46	0.00	5,755.04	583.42
CAPITAL ONE FINANCIAL CORP CMN (14040H105)	01/27/2012	03/13/2012	226.00	11,279.46	0.00	10,324.92	954.54
COMCAST CORPORATION CMN CLASS A VOTING (20030N101)	04/06/2011	03/13/2012	275.00	8,195.65	0.00	6,935.50	1,260.15
CREDIT SUISSE GROUP SPON ADR SPONSORED ADR CMN (225401108)	01/17/2012	03/13/2012	668.00	18,216.03	0.00	15,484.71	2,731.32
CVS CAREMARK CORPORATION CMN (126650100)	08/09/2011	03/13/2012	41.00	1,830.62	0.00	1,327.74	502.88
CVS CAREMARK CORPORATION CMN (126650100)	10/26/2011	03/13/2012	77.00	3,437.99	0.00	2,769.44	668.55
CVS CAREMARK CORPORATION CMN (126650100)	04/06/2011	03/13/2012	205.00	9,153.08	0.00	7,240.60	1,912.48
DELTA AIR LINES, INC CMN (247361702)	01/17/2012	03/13/2012	2,200.00	20,298.59	0.00	19,410.60	887.99
DEVON ENERGY CORPORATION (NEW) CMN (25179M103)	01/31/2012	03/13/2012	20.00	1,430.37	0.00	1,282.74	147.63
DEVON ENERGY CORPORATION (NEW) CMN (25179M103)	09/28/2011	03/13/2012	39.00	2,789.23	0.00	2,243.54	545.69
DEVON ENERGY CORPORATION (NEW) CMN (25179M103)	09/19/2011	03/13/2012	40.00	2,860.75	0.00	2,553.84	306.91

⁴ Basis may have been increased by accruals of market discount and/or original issue discount or decreased by premium amortization. This increase or decrease of basis assumes the investor has elected to include market discount in income currently and/or amortize premium currently. You should consult with your own tax advisor to determine your correct basis.

⁵ Sale Proceeds may have been adjusted by an option premium due to an option assignment.



Realized and unrealized gains and loss values do not include securities for which cost basis is unavailable. The recognition of any loss reflected herein may be disallowed or deferred by the application of capital loss limitations, wash sale rules or other special tax rules, and you are strongly urged to consult your own outside tax and other advisors about this and all tax-related matters addressed in any way herein. All information regarding the cost basis and acquisition dates of securities that you acquired elsewhere and that were subsequently delivered into your Goldman Sachs account(s) were provided by you and/or a third party and Goldman Sachs makes no representation as to the accuracy and completeness of such information and it should not be relied upon as such.

Tax Year

2012

Legal Name

THE CAROLYN J AND ROBERT J

REALIZED GAINS AND LOSSES (Continued)*Supplemental Information Consult your Form 1099 for tax reporting purposes***SHORT-TERM GAINS (LOSSES)**

Description (Product Identifier)	Date Acquired or Sold Short	Date Sold or Covered	Quantity	Sale Proceeds ⁵	Total accretion (Amortization)	Cost Basis ⁴	Total Gain (Loss)
Covered Short-Term Gains (Losses)							
DEVON ENERGY CORPORATION (NEW) CMN (25179M103)	10/13/2011	03/13/2012	40 00	2,860 75	0 00	2,350 34	510 41
DEVON ENERGY CORPORATION (NEW) CMN (25179M103)	09/20/2011	03/13/2012	41 00	2,932 27	0 00	2,689 48	242 79
DEVON ENERGY CORPORATION (NEW) CMN (25179M103)	10/06/2011	03/13/2012	42 00	3,003 79	0 00	2,403 46	600 33
DEVON ENERGY CORPORATION (NEW) CMN (25179M103)	10/04/2011	03/13/2012	89 00	6,365 17	0 00	4,719 51	1,645 66
DEVON ENERGY CORPORATION (NEW) CMN (25179M103)	10/03/2011	03/13/2012	90 00	6,436 68	0 00	4,883 36	1,553 32
DEVON ENERGY CORPORATION (NEW) CMN (25179M103)	09/26/2011	03/13/2012	96 00	6,865 80	0 00	5,414 40	1,451 40
FLEXTRONICS INTERNATIONAL LTD CMN (Y2573F102)	07/22/2011	03/13/2012	48 00	348 04	0 00	321 42	26 62
FLEXTRONICS INTERNATIONAL LTD CMN (Y2573F102)	04/06/2011	03/13/2012	1,291 00	9,360 74	0 00	9,424 30	(63 56)
INVESCO LTD CMN (G491BT108)	01/17/2012	03/13/2012	1,205 00	30,449 80	0 00	26,724 97	3,724 83
METLIFE, INC CMN (59156R108)	01/17/2012	03/13/2012	750 00	28,829 48	0 00	26,953 80	1,875 68
NOVARTIS AG-ADR SPONSORED ADR CMN (66987V109)	03/15/2011	03/13/2012	26 00	1,426 07	0 00	1,392 72	33 35
NOVARTIS AG-ADR SPONSORED ADR CMN (66987V109)	01/26/2012	03/13/2012	29 00	1,590 62	0 00	1,587 33	3 29
NOVARTIS AG-ADR SPONSORED ADR CMN (66987V109)	01/25/2012	03/13/2012	92 00	5,046 11	0 00	5,026 99	19 12
NOVARTIS AG-ADR SPONSORED ADR CMN (66987V109)	04/06/2011	03/13/2012	158 00	8,666 14	0 00	8,726 55	(60 41)
OWENS-ILLINOIS INC CMN (690768403)	01/17/2012	03/13/2012	1,200 00	29,038 51	0 00	26,841 60	2,196 91
SANOFI SPONSORED ADR CMN (80105N105)	01/17/2012	03/13/2012	624 00	24,073 48	0 00	22,239 36	1,834 12
STATE STREET CORPORATION (NEW) CMN (857477103)	08/12/2011	03/13/2012	43 00	1,831 83	0 00	1,513 44	318 39
STATE STREET CORPORATION (NEW) CMN (857477103)	10/06/2011	03/13/2012	110 00	4,686 08	0 00	3,565 91	1,120 17
STATE STREET CORPORATION (NEW) CMN (857477103)	04/06/2011	03/13/2012	115 00	4,899 08	0 00	5,266 75	(367 67)
STATE STREET CORPORATION (NEW) CMN (857477103)	11/08/2011	03/13/2012	129 00	5,495 49	0 00	5,328 10	167 39
SUNOCO, INC CMN (86764P109)	05/09/2011	03/13/2012	15 00	599 00	0 00	518 26	80 74
SUNOCO, INC CMN (86764P109)	05/10/2011	03/13/2012	19 00	758 73	0 00	676 25	82 48
SUNOCO, INC CMN (86764P109)	05/13/2011	03/13/2012	23 00	918 47	0 00	774 51	143 96
SUNOCO, INC CMN (86764P109)	09/19/2011	03/13/2012	33 00	1,317 80	0 00	992 32	325 48
SUNOCO, INC CMN (86764P109)	06/02/2011	03/13/2012	44 00	1,757 07	0 00	1,459 13	297 94

⁴ Basis may have been increased by accruals of market discount and/or original issue discount or decreased by premium amortization. This increase or decrease of basis assumes the investor has elected to include market discount in income currently and/or amortize premium currently. You should consult with your own tax advisor to determine your correct basis.

⁵ Sale Proceeds may have been adjusted by an option premium due to an option assignment.

Tax Year

2012

Legal Name

THE CAROLYN J AND ROBERT J

REALIZED GAINS AND LOSSES (Continued)*Supplemental Information Consult your Form 1099 for tax reporting purposes***SHORT-TERM GAINS (LOSSES)**

Description (Product Identifier)	Date Acquired or Sold Short	Date Sold or Covered	Quantity	Sale Proceeds ⁵	Total accretion (Amortization)	Cost Basis ⁴	Total Gain (Loss)
Covered Short-Term Gains (Losses)							
SUNOCO, INC CMN (86764P109)	11/22/2011	03/13/2012	60 00	2,396 00	0 00	1,781 70	614 30
SUNOCO, INC CMN (86764P109)	09/20/2011	03/13/2012	65 00	2,595 67	0 00	1,988 98	606 69
SUNOCO, INC CMN (86764P109)	04/06/2011	03/13/2012	68 00	2,715 47	0 00	2,655 81	59 66
SUNOCO, INC CMN (86764P109)	08/31/2011	03/13/2012	70 00	2,795 34	0 00	2,239 88	555 46
SUNOCO, INC CMN (86764P109)	05/06/2011	03/13/2012	97 00	3,873 54	0 00	3,362 60	510 94
TEXAS INSTRUMENTS INC CMN (882508104)	06/30/2011	03/13/2012	40 00	1,284 60	0 00	1,308 95	(24 35)
TEXAS INSTRUMENTS INC CMN (882508104)	03/18/2011	03/13/2012	97 00	3,115 15	0 00	3,242 46	(127 31)
TEXAS INSTRUMENTS INC CMN (882508104)	06/09/2011	03/13/2012	97 00	3,115 15	0 00	3,204 27	(89 12)
TEXAS INSTRUMENTS INC CMN (882508104)	09/28/2011	03/13/2012	156 00	5,009 93	0 00	4,342 37	667 56
TEXAS INSTRUMENTS INC CMN (882508104)	04/06/2011	03/13/2012	173 00	5,555 88	0 00	6,020 40	(464 52)
UNITEDHEALTH GROUP INCORPORATE CMN (91324P102)	01/03/2012	03/13/2012	10 00	550 09	0 00	515 27	34 82
UNITEDHEALTH GROUP INCORPORATE CMN (91324P102)	01/04/2012	03/13/2012	15 00	825 14	0 00	773 16	51 98
UNITEDHEALTH GROUP INCORPORATE CMN (91324P102)	01/05/2012	03/13/2012	37 00	2,035 33	0 00	1,937 20	98 13
UNITEDHEALTH GROUP INCORPORATE CMN (91324P102)	01/30/2012	03/13/2012	50 00	2,750 45	0 00	2,538 17	212 28
UNITEDHEALTH GROUP INCORPORATE CMN (91324P102)	01/25/2012	03/13/2012	66 00	3,630 59	0 00	3,337 34	293 25
UNITEDHEALTH GROUP INCORPORATE CMN (91324P102)	01/27/2012	03/13/2012	68 00	3,740 61	0 00	3,459 89	280 72
UNITEDHEALTH GROUP INCORPORATE CMN (91324P102)	01/24/2012	03/13/2012	76 00	4,180 68	0 00	3,934 33	246 35
UNITEDHEALTH GROUP INCORPORATE CMN (91324P102)	01/23/2012	03/13/2012	84 00	4,620 76	0 00	4,414 74	206 02
UNITEDHEALTH GROUP INCORPORATE CMN (91324P102)	01/26/2012	03/13/2012	86 00	4,730 77	0 00	4,334 86	395 91
UNITEDHEALTH GROUP INCORPORATE CMN (91324P102)	12/21/2011	03/13/2012	129 00	7,096 16	0 00	6,428 43	667 73
VISA INC CMN CLASS A (92826C839)	04/05/2011	03/13/2012	14 00	1,633 43	0 00	1,055 70	577 73
VISA INC CMN CLASS A (92826C839)	04/06/2011	03/13/2012	89 00	10,383 92	0 00	6,736 41	3,647 51
WAL MART STORES INC CMN (931142103)	04/26/2011	03/13/2012	51 00	3,102 27	0 00	2,751 24	351 03
WAL MART STORES INC CMN (931142103)	04/06/2011	03/13/2012	154 00	9,367 65	0 00	8,143 52	1,224 13
YAHOO INC CMN (984332106)	03/07/2012	03/13/2012	208 00	3,018 46	0 00	3,050 13	(31 67)

⁴ Basis may have been increased by accruals of market discount and/or original issue discount or decreased by premium amortization. This increase or decrease of basis assumes the investor has elected to include market discount in income currently and/or amortize premium currently. You should consult with your own tax advisor to determine your correct basis.

⁵ Sale Proceeds may have been adjusted by an option premium due to an option assignment.

Tax Year

2012

Legal Name

THE CAROLYN J AND ROBERT J

REALIZED GAINS AND LOSSES (Continued)*Supplemental Information Consult your Form 1099 for tax reporting purposes***SHORT-TERM GAINS (LOSSES)**

Description (Product Identifier)	Date Acquired or Sold Short	Date Sold or Covered	Quantity	Sale Proceeds ⁵	Total accretion (Amortization)	Cost Basis ⁴	Total Gain (Loss)
Covered Short-Term Gains (Losses)							
YAHOO INC CMN (984332106)	03/01/2012	03/13/2012	402 00	5,833 76	0 00	5,973 76	(140 00)
YAHOO INC CMN (984332106)	02/29/2012	03/13/2012	606 00	8,794 17	0 00	8,984 92	(190 75)
APPLE, INC CMN (037833100)	03/13/2012	03/15/2012	1 00	588 02	0 00	562 97	25 05
TD AMERITRADE HOLDING CORP CMN (87236Y108)	03/13/2012	03/15/2012	49 00	978 92	0 00	941 78	37 14
GENTEX CORP CMN (371901109)	03/13/2012	03/16/2012	30 00	765 27	0 00	750 90	14 37
TALEO CORPORATION CMN CLASS A (87424N104)	03/13/2012	03/19/2012	66 00	3,030 99	0 00	3,030 72	0 27
JOHNSON CONTROLS INC CMN (478366107)	03/14/2012	03/20/2012	40 00	1,283 91	0 00	1,279 20	4 71
ACME PACKET, INC CMN (004764106)	03/13/2012	03/26/2012	24 00	644 62	0 00	659 04	(14 42)
ACME PACKET, INC CMN (004764106)	03/13/2012	03/26/2012	36 00	969 64	0 00	988 56	(18 92)
PRICELINE COM INC CMN (741503403)	03/13/2012	03/27/2012	1 00	733 84	0 00	651 99	81 85
VERA BRADLEY, INC CMN (92335C106)	03/13/2012	03/27/2012	23 00	686 51	0 00	866 87	(180 36)
VERA BRADLEY, INC CMN (92335C106) Disallowed Loss							78 42
PRICELINE COM INC CMN (741503403)	03/13/2012	03/28/2012	1 00	725 78	0 00	651 99	73 79
TALEO CORPORATION CMN CLASS A (87424N104)	03/14/2012	03/28/2012	10 00	459 29	0 00	459 25	0 04
TALEO CORPORATION CMN CLASS A (87424N104)	03/13/2012	03/28/2012	54 00	2,480 16	0 00	2,479 68	0 48
SOUTHWESTERN ENERGY CO CMN (845467109)	03/13/2012	03/29/2012	40 00	1,199 24	0 00	1,334 40	(135 16)
INTUITIVE SURGICAL, INC CMN (46120E602)	03/13/2012	04/02/2012	2 00	1,083 67	0 00	1,059 62	24 05
JOY GLOBAL INC CMN (481165108)	03/13/2012	04/09/2012	8 00	584 89	0 00	644 16	(59 27)
JOY GLOBAL INC CMN (481165108) Disallowed Loss							59 27
SCHLUMBERGER LTD CMN (806857108)	03/13/2012	04/09/2012	7 00	475 61	0 00	520 94	(45 33)
ST JUDE MEDICAL INC CMN (790849103)	03/13/2012	04/09/2012	21 00	818 79	0 00	890 40	(71 61)
POLYPORE INTERNATIONAL, INC CMN (73179V103)	03/13/2012	04/11/2012	18 00	671 61	0 00	685 80	(14 19)
POLYPORE INTERNATIONAL, INC CMN (73179V103)	03/13/2012	04/18/2012	12 00	442 06	0 00	457 20	(15 14)
RACKSPACE HOSTING, INC CMN (750086100)	03/13/2012	04/19/2012	3 00	173 52	0 00	163 26	10 26
F5 NETWORKS INC CMN (315616102)	03/13/2012	04/20/2012	5 00	663 70	0 00	659 90	3 80

⁴ Basis may have been increased by accruals of market discount and/or original issue discount or decreased by premium amortization. This increase or decrease of basis assumes the investor has elected to include market discount in income currently and/or amortize premium currently. You should consult with your own tax advisor to determine your correct basis.

⁵ Sale Proceeds may have been adjusted by an option premium due to an option assignment.

Tax Year

2012

Legal Name

THE CAROLYN J AND ROBERT J

REALIZED GAINS AND LOSSES (Continued)*Supplemental Information Consult your Form 1099 for tax reporting purposes***SHORT-TERM GAINS (LOSSES)**

Description (Product Identifier)	Date Acquired or Sold Short	Date Sold or Covered	Quantity	Sale Proceeds ⁵	Total accretion (Amortization)	Cost Basis ⁴	Total Gain (Loss)
Covered Short-Term Gains (Losses)							
INTUITIVE SURGICAL, INC CMN (46120E602)	03/13/2012	04/20/2012	1 00	579 70	0 00	529 81	49 89
RIVERBED TECHNOLOGY, INC CMN (768573107)	03/13/2012	04/20/2012	23 00	473 29	0 00	625 60	(152 31)
THE FRESH MARKET, INC CMN (35804H106)	03/13/2012	04/20/2012	23 00	1,217 99	0 00	1,118 95	99 04
VERA BRADLEY, INC CMN (92335C106)	03/13/2012	04/20/2012	31 00	834 52	0 00	1,168 39	(333 87)
RACKSPACE HOSTING, INC CMN (750086100)	03/13/2012	04/23/2012	22 00	1,162 37	0 00	1,197 24	(34 87)
AIR PRODUCTS & CHEMICALS INC CMN (009158106)	03/13/2012	04/24/2012	6 00	511 16	0 00	538 92	(27 76)
AIR PRODUCTS & CHEMICALS INC CMN (009158106)	03/13/2012	04/24/2012	11 00	945 39	0 00	988 02	(42 63)
DICKS SPORTING GOODS INC CMN (253393102)	03/13/2012	04/24/2012	26 00	1,265 22	0 00	1,242 28	22 94
DOLLAR TREE INC CMN (256746108)	03/13/2012	04/24/2012	10 00	966 18	0 00	931 17	35 01
TEMPUR-PEDIC INTL INC CMN (88023U101)	03/13/2012	04/24/2012	16 00	980 23	0 00	1,316 32	(336 09)
TEMPUR-PEDIC INTL INC CMN (88023U101) Disallowed Loss							210 06
TRACTOR SUPPLY CO CMN (892356106)	03/13/2012	04/24/2012	13 00	1,251 77	0 00	1,135 42	116 35
VERA BRADLEY, INC CMN (92335C106)	03/13/2012	04/24/2012	10 00	261 38	0 00	444 92	(183 54)
VERA BRADLEY, INC CMN (92335C106)	03/13/2012	04/24/2012	16 00	418 20	0 00	603 04	(184 84)
BUFFALO WILD WINGS, INC CMN (119848109)	03/13/2012	04/25/2012	10 00	812 37	0 00	883 30	(70 93)
PRAXAIR, INC CMN SERIES (74005P104)	03/13/2012	04/25/2012	14 00	1,578 32	0 00	1,545 32	33 00
CONTINENTAL RESOURCES, INC CMN (212015101)	03/13/2012	04/27/2012	19 00	1,687 79	0 00	1,669 72	18 07
OLIK TECHNOLOGIES INC CMN (74733T105)	03/13/2012	04/27/2012	25 00	733 58	0 00	774 50	(40 92)
ZOLL MEDICAL CORP CMN (989922109)	03/13/2012	04/27/2012	40 00	3,720 00	0 00	3,713 60	6 40
CONTINENTAL RESOURCES, INC CMN (212015101)	03/13/2012	04/30/2012	14 00	1,235 02	0 00	1,230 32	4 70
RIVERBED TECHNOLOGY, INC CMN (768573107)	03/13/2012	04/30/2012	41 00	827 32	0 00	1,115 20	(287 88)
TIBCO SOFTWARE INC CMN (88632Q103)	03/13/2012	04/30/2012	39 00	1,280 76	0 00	1,160 64	120 12
CONTINENTAL RESOURCES, INC CMN (212015101)	03/13/2012	05/02/2012	8 00	712 75	0 00	703 04	9 71
CONTINENTAL RESOURCES, INC CMN (212015101)	03/13/2012	05/04/2012	16 00	1,264 57	0 00	1,406 08	(141 51)
TIBCO SOFTWARE INC CMN (88632Q103)	03/13/2012	05/04/2012	21 00	683 60	0 00	624 96	58 64

⁴ Basis may have been increased by accruals of market discount and/or original issue discount or decreased by premium amortization. This increase or decrease of basis assumes the investor has elected to include market discount in income currently and/or amortize premium currently. You should consult with your own tax advisor to determine your correct basis.

⁵ Sale Proceeds may have been adjusted by an option premium due to an option assignment.

**Goldman
Sachs**

Realized and unrealized gains and loss values do not include securities for which cost basis is unavailable. The recognition of any loss reflected herein may be disallowed or deferred by the application of capital loss limitations, wash sale rules or other special tax rules, and you are strongly urged to consult your own outside tax and other advisors about this and all tax-related matters addressed in any way herein. All information regarding the cost basis and acquisition dates of securities that you acquired elsewhere and that were subsequently delivered into your Goldman Sachs account(s) were provided by you and/or a third party and Goldman Sachs makes no representation as to the accuracy and completeness of such information and it should not be relied upon as such.

Tax Year

2012

Legal Name

THE CAROLYN J AND ROBERT J

REALIZED GAINS AND LOSSES (Continued)*Supplemental Information Consult your Form 1099 for tax reporting purposes***SHORT-TERM GAINS (LOSSES)**

Description (Product Identifier)	Date Acquired or Sold Short	Date Sold or Covered	Quantity	Sale Proceeds ⁵	Total accretion (Amortization)	Cost Basis ⁴	Total Gain (Loss)
Covered Short-Term Gains (Losses)							
TEMPUR-PEDIC INTL INC CMN (88023U101)	03/13/2012	05/07/2012	23 00	1,149 28	0 00	1,892 21	(742 93)
HIBBETT SPORTS INC CMN (428567101)	03/13/2012	05/08/2012	6 00	351 23	0 00	307 08	44 15
CAVIUM INC CMN (14964U108)	03/13/2012	05/10/2012	27 00	618 71	0 00	893 97	(275 26)
EMC CORPORATION MASS CMN (268648102)	03/13/2012	05/10/2012	30 00	792 50	0 00	879 00	(86 50)
F5 NETWORKS INC CMN (315616102)	03/13/2012	05/10/2012	6 00	742 49	0 00	791 88	(49 39)
HIBBETT SPORTS INC CMN (428567101)	03/13/2012	05/10/2012	11 00	651 67	0 00	562 98	88 69
QLIK TECHNOLOGIES INC CMN (74733T105)	03/13/2012	05/10/2012	23 00	573 76	0 00	712 54	(138 78)
SALESFORCE COM, INC CMN (79466L302)	03/13/2012	05/10/2012	4 00	542 90	0 00	606 76	(63 86)
DICKS SPORTING GOODS INC CMN (253393102)	03/13/2012	05/11/2012	11 00	531 88	0 00	525 58	6 30
RIVERBED TECHNOLOGY, INC CMN (768573107)	03/13/2012	05/11/2012	36 00	612 17	0 00	979 20	(367 03)
DEXCOM, INC CMN (252131107)	03/13/2012	05/16/2012	31 00	330 65	0 00	316 20	14 45
DEXCOM, INC CMN (252131107)	03/14/2012	05/17/2012	10 00	104 24	0 00	103 80	0 44
DEXCOM, INC CMN (252131107)	03/13/2012	05/17/2012	39 00	406 52	0 00	397 80	8 72
QLIK TECHNOLOGIES INC CMN (74733T105)	03/14/2012	05/18/2012	10 00	234 68	0 00	306 18	(71 50)
QLIK TECHNOLOGIES INC CMN (74733T105)	03/13/2012	05/18/2012	12 00	281 61	0 00	371 76	(90 15)
SHIRE LIMITED SPONSORED ADR CMN (82481R106)	03/13/2012	05/18/2012	5 00	452 92	0 00	526 30	(73 38)
AIR PRODUCTS & CHEMICALS INC CMN (009158106)	03/13/2012	05/21/2012	13 00	1,026 69	0 00	1,167 66	(140 97)
TIBCO SOFTWARE INC CMN (88632Q103)	03/13/2012	05/21/2012	20 00	562 83	0 00	595 20	(32 37)
LOGMEIN INC CMN (54142L109)	03/13/2012	05/22/2012	30 00	917 31	0 00	1,094 10	(176 79)
REXNORD HOLDINGS, INC CMN (76169B102)	05/18/2012	05/23/2012	20 00	389 83	0 00	388 92	0 91
TD AMERITRADE HOLDING CORP CMN (87236Y108)	03/13/2012	05/23/2012	32 00	540 53	0 00	615 04	(74 51)
CAVIUM INC CMN (14964U108)	03/13/2012	05/24/2012	43 00	1,023 08	0 00	1,423 73	(400 65)
JOY GLOBAL INC CMN (481165108)	03/13/2012	05/24/2012	9 00	548 07	0 00	724 68	(176 61)
VERIFONE SYSTEMS INC CMN (92342Y109)	03/13/2012	05/25/2012	34 00	1,293 64	0 00	1,734 00	(440 36)
VERIFONE SYSTEMS INC CMN (92342Y109)	03/13/2012	05/29/2012	20 00	715 47	0 00	1,020 00	(304 53)

⁴ Basis may have been increased by accruals of market discount and/or original issue discount or decreased by premium amortization. This increase or decrease of basis assumes the investor has elected to include market discount in income currently and/or amortize premium currently. You should consult with your own tax advisor to determine your correct basis.

⁵ Sale Proceeds may have been adjusted by an option premium due to an option assignment.

Tax Year

2012

Legal Name

THE CAROLYN J AND ROBERT J

REALIZED GAINS AND LOSSES (Continued)*Supplemental Information Consult your Form 1099 for tax reporting purposes***SHORT-TERM GAINS (LOSSES)**

Description (Product Identifier)	Date Acquired or Sold Short	Date Sold or Covered	Quantity	Sale Proceeds ⁵	Total accretion (Amortization)	Cost Basis ⁴	Total Gain (Loss)
Covered Short-Term Gains (Losses)							
AVAGO TECHNOLOGIES LTD CMN (Y0486S104)	03/13/2012	05/30/2012	16 00	530 13	0 00	597 44	(67 31)
CONTINENTAL RESOURCES, INC CMN (212015101)	03/13/2012	05/30/2012	7 00	511 44	0 00	615 16	(103 72)
OASIS PETROLEUM INC CMN (674215108)	03/13/2012	05/30/2012	15 00	393 41	0 00	465 30	(71 89)
VERIFONE SYSTEMS INC CMN (92342Y109)	03/13/2012	05/30/2012	26 00	951 45	0 00	1,326 00	(374 55)
ACCENTURE PLC CMN (G1151C101)	03/28/2012	06/01/2012	10 00	552 70	0 00	645 00	(92 30)
ACCENTURE PLC CMN (G1151C101)	03/13/2012	06/01/2012	20 00	1,105 41	0 00	1,245 20	(139 79)
ARUBA NETWORKS, INC CMN (043176106)	03/13/2012	06/01/2012	60 00	774 80	0 00	1,393 80	(619 00)
OASIS PETROLEUM INC CMN (674215108)	03/13/2012	06/01/2012	45 00	1,067 68	0 00	1,395 90	(328 22)
HOMEAWAY INC CMN (43739Q100)	03/13/2012	06/06/2012	33 00	728 98	0 00	870 87	(141 89)
SHUTTERFLY, INC CMN (82568P304)	03/13/2012	06/06/2012	27 00	724 42	0 00	894 24	(169 82)
SHUTTERFLY, INC CMN (82568P304) Disallowed Loss							125 79
TEMPUR-PEDIC INTL INC CMN (88023U101)	03/13/2012	06/06/2012	10 00	223 65	0 00	1,038 56	(814 91)
TEMPUR-PEDIC INTL INC CMN (88023U101)	03/13/2012	06/06/2012	11 00	246 01	0 00	904 97	(658 96)
F5 NETWORKS INC CMN (315616102)	03/13/2012	06/07/2012	8 00	816 36	0 00	1,055 84	(239 48)
C H ROBINSON WORLDWIDE INC CMN (12541W209)	03/13/2012	06/08/2012	9 00	518 99	0 00	593 37	(74 38)
CONCHO RESOURCES INC CMN (20605P101)	03/13/2012	06/08/2012	8 00	718 61	0 00	797 84	(79 23)
CONCHO RESOURCES INC CMN (20605P101) Disallowed Loss							79 23
PIONEER NATURAL RESOURCES CO CMN (723787107)	03/13/2012	06/08/2012	10 00	925 65	0 00	1,074 43	(148 78)
WHOLE FOODS MARKET INC CMN (966837106)	03/13/2012	06/08/2012	10 00	904 74	0 00	854 10	50 64
WHOLE FOODS MARKET INC CMN (966837106)	03/13/2012	06/14/2012	6 00	547 27	0 00	512 46	34 81
DANAHER CORPORATION CMN (235851102)	03/13/2012	06/15/2012	10 00	514 80	0 00	543 10	(28 30)
RACKSPACE HOSTING, INC CMN (750086100)	03/13/2012	06/15/2012	10 00	412 13	0 00	544 20	(132 07)
LOGMEIN INC CMN (54142L109)	03/13/2012	06/18/2012	15 00	459 24	0 00	547 05	(87 81)
WHOLE FOODS MARKET INC CMN (966837106)	03/13/2012	06/18/2012	4 00	381 66	0 00	341 64	40 02
APPLE, INC CMN (037833100)	03/13/2012	06/19/2012	2 00	1,172 87	0 00	1,125 94	46 93

⁴ Basis may have been increased by accruals of market discount and/or original issue discount or decreased by premium amortization. This increase or decrease of basis assumes the investor has elected to include market discount in income currently and/or amortize premium currently. You should consult with your own tax advisor to determine your correct basis.

⁵ Sale Proceeds may have been adjusted by an option premium due to an option assignment.

Tax Year

Legal Name

2012

THE CAROLYN J AND ROBERT J

REALIZED GAINS AND LOSSES (Continued)*Supplemental Information Consult your Form 1099 for tax reporting purposes***SHORT-TERM GAINS (LOSSES)**

Description (Product Identifier)	Date Acquired or Sold Short	Date Sold or Covered	Quantity	Sale Proceeds ⁵	Total accretion (Amortization)	Cost Basis ⁴	Total Gain (Loss)
Covered Short-Term Gains (Losses)							
HOMEAWAY INC CMN (43739Q100)	03/13/2012	06/19/2012	17 00	358 69	0 00	448 63	(89 94)
SHUTTERFLY, INC CMN (82568P304)	03/13/2012	06/19/2012	16 00	451 46	0 00	529 92	(78 46)
ULTIMATE SOFTWARE GROUP INC CMN (90385D107)	03/13/2012	06/19/2012	5 00	449 96	0 00	363 25	86 71
WHOLE FOODS MARKET INC CMN (966837106)	03/13/2012	06/20/2012	15 00	1,432 70	0 00	1,281 15	151 55
PIONEER NATURAL RESOURCES CO CMN (723787107)	03/13/2012	06/21/2012	10 00	806 49	0 00	1,074 43	(267 94)
PIONEER NATURAL RESOURCES CO CMN (723787107)	03/13/2012	06/25/2012	12 00	951 93	0 00	1,289 32	(337 39)
WHOLE FOODS MARKET INC CMN (966837106)	03/13/2012	06/27/2012	9 00	867 70	0 00	768 69	99 01
CROCS, INC CMN (227046109)	03/13/2012	07/02/2012	39 00	604 60	0 00	758 55	(153 95)
WHOLE FOODS MARKET INC CMN (966837106)	03/13/2012	07/05/2012	7 00	677 32	0 00	597 87	79 45
RED HAT, INC CMN (756577102)	03/13/2012	07/06/2012	10 00	530 65	0 00	509 71	20 94
ALEXION PHARMACEUTICALS INC CMN (015351109)	03/13/2012	07/09/2012	6 00	602 11	0 00	532 92	69 19
DICKS SPORTING GOODS INC CMN (253393102)	03/13/2012	07/09/2012	10 00	492 13	0 00	477 80	14 33
GROUPON INC CMN CLASS A (399473107)	03/14/2012	07/10/2012	10 00	83 04	0 00	167 90	(84 86)
GROUPON INC CMN CLASS A (399473107)	05/21/2012	07/10/2012	17 00	141 17	0 00	211 30	(70 13)
GROUPON INC CMN CLASS A (399473107)	03/13/2012	07/10/2012	80 00	664 34	0 00	1,345 60	(681 26)
ALLIANCE DATA SYSTEMS CORPORAT CMN (018581108)	03/13/2012	07/12/2012	5 00	654 25	0 00	614 00	40 25
AVAGO TECHNOLOGIES LTD CMN (Y0486S104)	03/13/2012	07/12/2012	32 00	1,039 05	0 00	1,194 88	(155 83)
COACH INC CMN (189754104)	03/13/2012	07/12/2012	10 00	550 50	0 00	775 00	(224 50)
FINANCIAL ENGINES, INC CMN (317485100)	03/13/2012	07/12/2012	8 00	161 29	0 00	175 03	(13 74)
LOGMEIN INC CMN (54142L109)	03/13/2012	07/12/2012	22 00	686 62	0 00	802 34	(115 72)
RED HAT, INC CMN (756577102)	03/13/2012	07/12/2012	10 00	498 39	0 00	509 71	(11 32)
EMC CORPORATION MASS CMN (268648102)	03/13/2012	07/13/2012	24 00	566 61	0 00	703 20	(136 59)
RED HAT, INC CMN (756577102)	03/13/2012	07/13/2012	9 00	467 48	0 00	458 74	8 74
ALLERGAN INC CMN (018490102)	03/13/2012	07/16/2012	3 00	269 20	0 00	278 85	(9 65)
LAS VEGAS SANDS CORP CMN (517834107)	03/28/2012	07/16/2012	10 00	392 58	0 00	574 00	(181 42)

⁴ Basis may have been increased by accruals of market discount and/or original issue discount or decreased by premium amortization. This increase or decrease of basis assumes the investor has elected to include market discount in income currently and/or amortize premium currently. You should consult with your own tax advisor to determine your correct basis.

⁵ Sale Proceeds may have been adjusted by an option premium due to an option assignment.

Tax Year

2012

Legal Name

THE CAROLYN J AND ROBERT J

REALIZED GAINS AND LOSSES (Continued)*Supplemental Information Consult your Form 1099 for tax reporting purposes***SHORT-TERM GAINS (LOSSES)**

Description (Product Identifier)	Date Acquired or Sold Short	Date Sold or Covered	Quantity	Sale Proceeds ⁵	Total accretion (Amortization)	Cost Basis ⁴	Total Gain (Loss)
Covered Short-Term Gains (Losses)							
LAS VEGAS SANDS CORP CMN (517834107)	03/13/2012	07/16/2012	20 00	785 16	0 00	1,123 00	(337 84)
C H ROBINSON WORLDWIDE INC CMN (12541W209)	03/13/2012	07/17/2012	11 00	633 04	0 00	725 23	(92 19)
CROCS, INC CMN (227046109)	03/13/2012	07/17/2012	41 00	579 22	0 00	797 45	(218 23)
HIBBETT SPORTS INC CMN (428567101)	03/13/2012	07/17/2012	12 00	718 49	0 00	614 16	104 33
ST JUDE MEDICAL INC CMN (790849103)	03/13/2012	07/18/2012	46 00	1,700 68	0 00	1,950 40	(249 72)
ST JUDE MEDICAL INC CMN (790849103)	03/13/2012	07/19/2012	21 00	800 51	0 00	890 40	(89 89)
WHOLE FOODS MARKET INC CMN (966837106)	03/13/2012	07/20/2012	9 00	761 83	0 00	768 69	(6 86)
ALEXION PHARMACEUTICALS INC CMN (015351109)	03/13/2012	07/24/2012	12 00	1,176 57	0 00	1,065 84	110 73
F5 NETWORKS INC CMN (315616102)	03/14/2012	07/24/2012	1 00	88 37	0 00	131 71	(43 34)
F5 NETWORKS INC CMN (315616102)	03/13/2012	07/24/2012	10 00	883 73	0 00	1,319 80	(436 07)
ST JUDE MEDICAL INC CMN (790849103)	03/13/2012	07/24/2012	22 00	805 38	0 00	932 80	(127 42)
ST JUDE MEDICAL INC CMN (790849103)	03/13/2012	07/25/2012	23 00	835 69	0 00	975 20	(139 51)
CROCS, INC CMN (227046109)	03/13/2012	07/26/2012	50 00	832 78	0 00	972 50	(139 72)
ST JUDE MEDICAL INC CMN (790849103)	03/13/2012	07/26/2012	27 00	989 56	0 00	1,144 80	(155 24)
ST JUDE MEDICAL INC CMN (790849103)	03/13/2012	07/27/2012	10 00	372 76	0 00	424 00	(51 24)
ALLERGAN INC CMN (018490102)	03/13/2012	07/30/2012	7 00	598 07	0 00	650 65	(52 58)
DICKS SPORTING GOODS INC CMN (253393102)	03/13/2012	07/30/2012	10 00	487 43	0 00	477 80	9 63
LOGMEIN INC CMN (54142L109)	03/13/2012	07/30/2012	35 00	821 00	0 00	1,276 45	(455 45)
ULTIMATE SOFTWARE GROUP INC CMN (90385D107)	03/13/2012	07/30/2012	12 00	1,095 30	0 00	871 80	223 50
ALLERGAN INC CMN (018490102)	03/13/2012	07/31/2012	8 00	653 82	0 00	743 60	(89 78)
COACH INC CMN (189754104)	03/13/2012	07/31/2012	9 00	452 30	0 00	697 50	(245 20)
LOGMEIN INC CMN (54142L109)	03/13/2012	07/31/2012	34 00	734 39	0 00	1,239 98	(505 59)
LPL FINL HLDGS INC CMN (50212V100)	03/13/2012	07/31/2012	30 00	842 88	0 00	1,086 60	(243 72)
SHIRE LIMITED SPONSORED ADR CMN (82481R106)	03/13/2012	08/01/2012	6 00	541 38	0 00	631 56	(90 18)
LPL FINL HLDGS INC CMN (50212V100)	05/02/2012	08/02/2012	4 00	109 44	0 00	138 88	(29 44)

⁴ Basis may have been increased by accruals of market discount and/or original issue discount or decreased by premium amortization. This increase or decrease of basis assumes the investor has elected to include market discount in income currently and/or amortize premium currently. You should consult with your own tax advisor to determine your correct basis.

⁵ Sale Proceeds may have been adjusted by an option premium due to an option assignment.

Tax Year

2012

Legal Name

THE CAROLYN J AND ROBERT J

REALIZED GAINS AND LOSSES (Continued)*Supplemental Information Consult your Form 1099 for tax reporting purposes***SHORT-TERM GAINS (LOSSES)**

Description (Product Identifier)	Date Acquired or Sold Short	Date Sold or Covered	Quantity	Sale Proceeds ⁵	Total accretion (Amortization)	Cost Basis ⁴	Total Gain (Loss)
Covered Short-Term Gains (Losses)							
LPL FINL HLDGS INC CMN (50212V100)	03/13/2012	08/02/2012	20 00	547 17	0 00	724 40	(177 23)
THE FRESH MARKET, INC CMN (35804H106)	03/13/2012	08/02/2012	9 00	536 08	0 00	437 85	98 23
DICKS SPORTING GOODS INC CMN (253393102)	03/13/2012	08/03/2012	7 00	357 75	0 00	334 46	23 29
HIBBETT SPORTS INC CMN (428567101)	03/13/2012	08/03/2012	7 00	434 56	0 00	358 26	76 30
C H ROBINSON WORLDWIDE INC CMN (12541W209)	03/13/2012	08/06/2012	10 00	539 73	0 00	659 30	(119 57)
COACH INC CMN (189754104)	03/13/2012	08/06/2012	11 00	602 70	0 00	852 50	(249 80)
THE FRESH MARKET, INC CMN (35804H106)	03/13/2012	08/06/2012	8 00	486 20	0 00	389 20	97 00
MASTERCARD INCORPORATED CMN CLASS A (57636Q104)	03/13/2012	08/07/2012	2 00	835 91	0 00	839 64	(3 73)
MASTERCARD INCORPORATED CMN CLASS A (57636Q104) Disallowed Loss							1 87
MERCADOLIBRE INC CMN (58733R102)	03/13/2012	08/07/2012	9 00	811 15	0 00	861 12	(49 97)
PIONEER NATURAL RESOURCES CO CMN (723787107)	03/13/2012	08/07/2012	12 00	1,183 17	0 00	1,289 32	(106 15)
RED HAT, INC CMN (756577102)	03/13/2012	08/07/2012	10 00	579 06	0 00	509 71	69 35
SHUTTERFLY, INC CMN (82568P304)	03/13/2012	08/07/2012	17 00	568 80	0 00	563 04	5 76
LPL FINL HLDGS INC CMN (50212V100)	05/02/2012	08/08/2012	23 00	652 80	0 00	798 54	(145 74)
NXSTAGE MEDICAL INC CMN (67072V103)	03/13/2012	08/08/2012	42 00	549 39	0 00	754 74	(205 35)
PRICELINE COM INC CMN (741503403)	03/13/2012	08/08/2012	1 00	581 43	0 00	651 99	(70 56)
GROUPON INC CMN CLASS A (399473107)	06/01/2012	08/09/2012	16 00	110 68	0 00	155 16	(44 48)
GROUPON INC CMN CLASS A (399473107)	05/21/2012	08/09/2012	24 00	166 02	0 00	298 31	(132 29)
GROUPON INC CMN CLASS A (399473107)	05/31/2012	08/09/2012	54 00	373 53	0 00	579 15	(205 62)
ESTEE LAUDER COS INC CL-A CMN CLASS A (518439104)	03/13/2012	08/14/2012	11 00	646 81	0 00	672 54	(25 73)
GROUPON INC CMN CLASS A (399473107)	06/04/2012	08/14/2012	43 00	249 73	0 00	408 73	(159 00)
GROUPON INC CMN CLASS A (399473107)	06/01/2012	08/14/2012	49 00	284 57	0 00	475 17	(190 60)
FACEBOOK, INC CMN CLASS A (30303M102)	08/02/2012	08/17/2012	26 00	497 27	0 00	527 16	(29 89)
FACEBOOK, INC CMN CLASS A (30303M102)	08/02/2012	08/17/2012	27 00	513 52	0 00	547 44	(33 92)

⁴ Basis may have been increased by accruals of market discount and/or original issue discount or decreased by premium amortization. This increase or decrease of basis assumes the investor has elected to include market discount in income currently and/or amortize premium currently. You should consult with your own tax advisor to determine your correct basis.

⁵ Sale Proceeds may have been adjusted by an option premium due to an option assignment.

Tax Year

2012

Legal Name

THE CAROLYN J AND ROBERT J

REALIZED GAINS AND LOSSES (Continued)*Supplemental Information Consult your Form 1099 for tax reporting purposes***SHORT-TERM GAINS (LOSSES)**

Description (Product Identifier)	Date Acquired or Sold Short	Date Sold or Covered	Quantity	Sale Proceeds ⁵	Total accretion (Amortization)	Cost Basis ⁴	Total Gain (Loss)
Covered Short-Term Gains (Losses)							
HIBBETT SPORTS INC CMN (428567101)	03/13/2012	08/17/2012	12 00	699 25	0 00	614 16	85 09
LOGMEIN INC CMN (54142L109)	03/13/2012	08/17/2012	31 00	627 39	0 00	1,130 57	(503 18)
LPL FINL HLDGS INC CMN (50212V100)	05/02/2012	08/17/2012	23 00	648 70	0 00	798 54	(149 84)
TITAN MACHINERY INC CMN (88830R101)	07/02/2012	08/17/2012	26 00	723 84	0 00	779 36	(55 52)
TITAN MACHINERY INC CMN (88830R101) Disallowed Loss							55 52
SYNCHRONOSS TECHNOLOGIES INC CMN (87157B103)	03/13/2012	08/21/2012	20 00	453 31	0 00	650 00	(196 69)
SYNCHRONOSS TECHNOLOGIES INC CMN (87157B103) Disallowed Loss							196 69
MASTERCARD INCORPORATED CMN CLASS A (57636Q104)	03/13/2012	08/23/2012	3 00	1,255 15	0 00	1,259 46	(4 31)
RACKSPACE HOSTING, INC CMN (750086100)	03/13/2012	08/24/2012	13 00	748 11	0 00	707 46	40 65
LOGMEIN INC CMN (54142L109)	03/13/2012	08/27/2012	15 00	310 58	0 00	547 05	(236 47)
RACKSPACE HOSTING, INC CMN (750086100)	03/13/2012	08/31/2012	14 00	837 42	0 00	761 88	75 54
CHECK POINT SOFTWARE TECH LTD ORDINARY SHARES (M22465104)	03/13/2012	09/04/2012	11 00	499 24	0 00	671 00	(171 76)
PRICELINE COM INC CMN (741503403)	03/13/2012	09/06/2012	2 00	1,211 01	0 00	1,303 98	(92 97)
RACKSPACE HOSTING, INC CMN (750086100)	03/13/2012	09/06/2012	12 00	763 58	0 00	653 04	110 54
ULTIMATE SOFTWARE GROUP INC CMN (90385D107)	03/13/2012	09/07/2012	5 00	509 72	0 00	363 25	146 47
MASTERCARD INCORPORATED CMN CLASS A (57636Q104)	03/13/2012	09/11/2012	2 00	882 03	0 00	839 64	42 39
PRICELINE COM INC CMN (741503403)	03/13/2012	09/11/2012	2 00	1,219 13	0 00	1,303 98	(84 85)
RACKSPACE HOSTING, INC CMN (750086100)	03/13/2012	09/11/2012	9 00	576 97	0 00	489 78	87 19
LOGMEIN INC CMN (54142L109)	03/14/2012	09/13/2012	10 00	227 57	0 00	357 00	(129 43)
LOGMEIN INC CMN (54142L109)	03/13/2012	09/13/2012	18 00	409 63	0 00	656 46	(246 83)
ALEXION PHARMACEUTICALS INC CMN (015351109)	03/13/2012	09/18/2012	12 00	1,343 45	0 00	1,065 84	277 61
BIOMARIN PHARMACEUTICAL INC CMN (09061G101)	03/20/2012	09/18/2012	9 00	350 67	0 00	311 67	39 00
CARMAX, INC CMN (143130102)	03/13/2012	09/18/2012	36 00	1,133 35	0 00	1,216 44	(83 09)
CARMAX, INC CMN (143130102)	03/13/2012	09/20/2012	24 00	725 47	0 00	810 96	(85 49)
SHIRE LIMITED SPONSORED ADR CMN (82481R106)	03/13/2012	09/20/2012	6 00	530 14	0 00	631 56	(101 42)

⁴ Basis may have been increased by accruals of market discount and/or original issue discount or decreased by premium amortization. This increase or decrease of basis assumes the investor has elected to include market discount in income currently and/or amortize premium currently. You should consult with your own tax advisor to determine your correct basis.

⁵ Sale Proceeds may have been adjusted by an option premium due to an option assignment.

Tax Year
2012

Legal Name
THE CAROLYN J AND ROBERT J

REALIZED GAINS AND LOSSES (Continued)


Supplemental Information Consult your Form 1099 for tax reporting purposes

SHORT-TERM GAINS (LOSSES)

Description (Product Identifier)	Date Acquired or Sold Short	Date Sold or Covered	Quantity	Sale Proceeds ⁵	Total accretion (Amortization)	Cost Basis ⁴	Total Gain (Loss)
Covered Short-Term Gains (Losses)							
METTLER-TOLEDO INTL CMN (592688105)	03/13/2012	09/25/2012	2 00	345 63	0 00	357 06	(11 43)
KAYAK SOFTWARE CORP CMN CLASS A (486577109)	08/16/2012	09/28/2012	14 00	489 74	0 00	377 66	112 08
KAYAK SOFTWARE CORP CMN CLASS A (486577109)	08/16/2012	09/28/2012	15 00	527 42	0 00	404 64	122 78
O'REILLY AUTOMOTIVE INC CMN (67103H107)	03/13/2012	10/01/2012	12 00	1,006 63	0 00	1,077 24	(70 61)
CATAMARAN CORP CMN (148887102)	05/04/2012	10/05/2012	10 00	514 42	0 00	458 13	56 29
MICHAEL KORS HOLDINGS LIMITED CMN (G60754101)	09/25/2012	10/05/2012	20 00	1,076 63	0 00	1,090 51	(13 88)
MICHAEL KORS HOLDINGS LIMITED CMN (G60754101) Disallowed Loss							13 88
ULTA SALON COSMETICS & FRAGRAN CMN (90384S303)	03/13/2012	10/05/2012	4 00	399 10	0 00	356 62	42 48
EDWARDS LIFESCIENCES CORP CMN (28176E108)	07/13/2012	10/09/2012	7 00	616 41	0 00	711 60	(95 19)
ALEXION PHARMACEUTICALS INC CMN (015351109)	03/13/2012	10/10/2012	8 00	889 34	0 00	710 56	178 78
O'REILLY AUTOMOTIVE INC CMN (67103H107)	06/27/2012	10/10/2012	2 00	169 78	0 00	161 68	8 10
O'REILLY AUTOMOTIVE INC CMN (67103H107)	03/13/2012	10/10/2012	8 00	679 11	0 00	718 16	(39 05)
TRACTOR SUPPLY CO CMN (892356106)	03/13/2012	10/11/2012	13 00	1,267 45	0 00	1,135 42	132 03
VOLCANO CORPORATION CMN (928645100)	03/13/2012	10/11/2012	37 00	1,001 97	0 00	1,071 15	(69 18)
VOLCANO CORPORATION CMN (928645100)	03/13/2012	10/12/2012	14 00	363 70	0 00	405 30	(41 60)
CHECK POINT SOFTWARE TECH LTD ORDINARY SHARES (M22465104)	03/13/2012	10/15/2012	15 00	698 85	0 00	915 00	(216 15)
VOLCANO CORPORATION CMN (928645100)	03/13/2012	10/15/2012	2 00	51 81	0 00	57 90	(6 09)
DICKS SPORTING GOODS INC CMN (253393102)	03/13/2012	10/16/2012	18 00	911 23	0 00	860 04	51 19
LKQ CORPORATION CMN (501889208)	03/13/2012	10/16/2012	30 00	607 76	0 00	467 25	140 51
CHECK POINT SOFTWARE TECH LTD ORDINARY SHARES (M22465104)	03/13/2012	10/17/2012	6 00	247 90	0 00	366 00	(118 10)
METTLER-TOLEDO INTL CMN (592688105)	03/13/2012	10/17/2012	5 00	858 89	0 00	892 65	(33 76)
O'REILLY AUTOMOTIVE INC CMN (67103H107)	08/07/2012	10/17/2012	3 00	238 49	0 00	262 64	(24 15)
O'REILLY AUTOMOTIVE INC CMN (67103H107)	06/27/2012	10/17/2012	5 00	397 48	0 00	404 19	(6 71)
ALLIANCE DATA SYSTEMS CORPORAT CMN (018581108)	03/13/2012	10/18/2012	4 00	574 58	0 00	491 20	83 38
CHECK POINT SOFTWARE TECH LTD ORDINARY SHARES (M22465104)	03/13/2012	10/18/2012	8 00	329 20	0 00	488 00	(158 80)

⁴ Basis may have been increased by accruals of market discount and/or original issue discount or decreased by premium amortization. This increase or decrease of basis assumes the investor has elected to include market discount in income currently and/or amortize premium currently. You should consult with your own tax advisor to determine your correct basis.

⁵ Sale Proceeds may have been adjusted by an option premium due to an option assignment.



Realized and unrealized gains and loss values do not include securities for which cost basis is unavailable. The recognition of any loss reflected herein may be disallowed or deferred by the application of capital loss limitations, wash sale rules or other special tax rules, and you are strongly urged to consult your own outside tax and other advisors about this and all tax-related matters addressed in any way herein. All information regarding the cost basis and acquisition dates of securities that you acquired elsewhere and that were subsequently delivered into your Goldman Sachs account(s) were provided by you and/or a third party and Goldman Sachs makes no representation as to the accuracy and completeness of such information and it should not be relied upon as such.

Tax Year

2012

Legal Name

THE CAROLYN J AND ROBERT J

REALIZED GAINS AND LOSSES (Continued)*Supplemental Information Consult your Form 1099 for tax reporting purposes***SHORT-TERM GAINS (LOSSES)**

Description (Product Identifier)	Date Acquired or Sold Short	Date Sold or Covered	Quantity	Sale Proceeds ⁵	Total accretion (Amortization)	Cost Basis ⁴	Total Gain (Loss)
Covered Short-Term Gains (Losses)							
EDWARDS LIFESCIENCES CORP CMN (28176E108)	07/13/2012	10/18/2012	4 00	346 97	0 00	406 63	(59 66)
EDWARDS LIFESCIENCES CORP CMN (28176E108)	07/25/2012	10/18/2012	6 00	520 45	0 00	624 91	(104 46)
METTLER-TOLEDO INTL CMN (592688105)	03/13/2012	10/18/2012	3 00	501 89	0 00	535 59	(33 70)
MC DONALDS CORP CMN (580135101)	06/01/2012	10/19/2012	5 00	443 88	0 00	435 44	8 44
PRICELINE COM INC CMN (741503403)	03/13/2012	10/19/2012	1 00	565 05	0 00	651 99	(86 94)
ULTA SALON COSMETICS & FRAGRAN CMN (90384S303)	03/13/2012	10/19/2012	23 00	2,171 24	0 00	2,050 56	120 68
O'REILLY AUTOMOTIVE INC CMN (67103H107)	08/07/2012	10/22/2012	7 00	560 75	0 00	612 83	(52 08)
APPLE, INC CMN (037833100)	03/13/2012	10/24/2012	4 00	2,460 54	0 00	2,251 88	208 66
EMC CORPORATION MASS CMN (268648102)	03/13/2012	10/24/2012	27 00	645 06	0 00	791 10	(146 04)
EMC CORPORATION MASS CMN (268648102)	03/13/2012	10/24/2012	31 00	758 39	0 00	908 30	(149 91)
NORFOLK SOUTHERN CORPORATION CMN (655844108)	03/13/2012	10/24/2012	13 00	809 45	0 00	863 98	(54 53)
RED HAT, INC CMN (756577102)	03/13/2012	10/24/2012	12 00	614 47	0 00	611 65	2 82
ULTA SALON COSMETICS & FRAGRAN CMN (90384S303)	03/13/2012	10/24/2012	9 00	850 02	0 00	802 39	47 63
NORFOLK SOUTHERN CORPORATION CMN (655844108)	03/13/2012	10/25/2012	11 00	683 85	0 00	731 06	(47 21)
RACKSPACE HOSTING, INC CMN (750086100)	03/13/2012	10/25/2012	11 00	680 35	0 00	598 62	81 73
TRACTOR SUPPLY CO CMN (892356106)	03/13/2012	10/25/2012	14 00	1,318 26	0 00	1,222 76	95 50
ULTA SALON COSMETICS & FRAGRAN CMN (90384S303)	03/13/2012	10/25/2012	6 00	552 05	0 00	534 93	17 12
APPLE, INC CMN (037833100)	03/13/2012	10/26/2012	2 00	1,218 92	0 00	1,125 94	92 98
NORFOLK SOUTHERN CORPORATION CMN (655844108)	03/13/2012	10/26/2012	10 00	627 80	0 00	664 60	(36 80)
NORFOLK SOUTHERN CORPORATION CMN (655844108)	03/13/2012	10/31/2012	9 00	552 98	0 00	598 14	(45 16)
ESTEE LAUDER COS INC CL-A CMN CLASS A (518439104)	03/13/2012	11/01/2012	9 00	540 75	0 00	550 26	(9 51)
ESTEE LAUDER COS INC CL-A CMN CLASS A (518439104)	07/09/2012	11/01/2012	10 00	606 39	0 00	533 71	72 68
BIOMARIN PHARMACEUTICAL INC CMN (09061G101)	03/20/2012	11/05/2012	11 00	530 78	0 00	380 93	149 85
METTLER-TOLEDO INTL CMN (592688105)	03/13/2012	11/06/2012	5 00	904 34	0 00	892 65	11 69
RACKSPACE HOSTING, INC CMN (750086100)	03/13/2012	11/06/2012	9 00	596 69	0 00	489 78	106 91

⁴ Basis may have been increased by accruals of market discount and/or original issue discount or decreased by premium amortization. This increase or decrease of basis assumes the investor has elected to include market discount in income currently and/or amortize premium currently. You should consult with your own tax advisor to determine your correct basis.

⁵ Sale Proceeds may have been adjusted by an option premium due to an option assignment.

Tax Year

2012

Legal Name

THE CAROLYN J AND ROBERT J

REALIZED GAINS AND LOSSES (Continued)*Supplemental Information Consult your Form 1099 for tax reporting purposes***SHORT-TERM GAINS (LOSSES)**

Description (Product Identifier)	Date Acquired or Sold Short	Date Sold or Covered	Quantity	Sale Proceeds ⁵	Total accretion (Amortization)	Cost Basis ⁴	Total Gain (Loss)
Covered Short-Term Gains (Losses)							
SERVICSOURCE INTRNTNL, LLC CMN (81763U100)	07/30/2012	11/06/2012	29 00	156 24	0 00	325 04	(168 80)
SYNCHRONOSS TECHNOLOGIES INC CMN (87157B103)	03/13/2012	11/06/2012	33 00	634 24	0 00	1,072 50	(438 26)
APPLE, INC CMN (037833100)	03/13/2012	11/08/2012	1 00	547 40	0 00	562 97	(15 57)
CONTINENTAL RESOURCES, INC CMN (212015101)	03/13/2012	11/08/2012	12 00	838 41	0 00	1,054 56	(216 15)
KANSAS CITY SOUTHERN CMN (485170302)	03/13/2012	11/08/2012	11 00	862 74	0 00	770 00	92 74
NXSTAGE MEDICAL INC CMN (67072V103)	03/13/2012	11/09/2012	41 00	459 45	0 00	736 77	(277 32)
KANSAS CITY SOUTHERN CMN (485170302)	03/13/2012	11/12/2012	7 00	537 25	0 00	490 00	47 25
PIONEER NATURAL RESOURCES CO CMN (723787107)	03/13/2012	11/12/2012	7 00	725 59	0 00	752 10	(26 51)
EMC CORPORATION MASS CMN (268648102)	03/13/2012	11/15/2012	20 00	470 19	0 00	586 00	(115 81)
HIBBETT SPORTS INC CMN (428567101)	03/13/2012	11/16/2012	6 00	321 62	0 00	307 08	14 54
APPLE, INC CMN (037833100)	03/13/2012	11/20/2012	2 00	1,123 13	0 00	1,125 94	(2 81)
EMC CORPORATION MASS CMN (268648102)	03/13/2012	11/20/2012	45 00	1,089 61	0 00	1,318 50	(228 89)
KANSAS CITY SOUTHERN CMN (485170302)	03/13/2012	11/20/2012	10 00	763 66	0 00	700 00	63 66
METTLER-TOLEDO INTL CMN (592688105)	03/13/2012	11/20/2012	5 00	898 53	0 00	892 65	5 88
CITRIX SYSTEMS INC CMN (177376100)	03/13/2012	11/28/2012	9 00	530 45	0 00	713 34	(182 89)
EMC CORPORATION MASS CMN (268648102)	03/13/2012	11/30/2012	31 00	766 27	0 00	908 30	(142 03)
DICKS SPORTING GOODS INC CMN (253393102)	03/13/2012	12/04/2012	10 00	513 40	0 00	477 80	35 60
NXSTAGE MEDICAL INC CMN (67072V103)	03/13/2012	12/04/2012	91 00	1,013 38	0 00	1,635 27	(621 89)
CITRIX SYSTEMS INC CMN (177376100)	03/13/2012	12/05/2012	9 00	539 41	0 00	713 34	(173 93)
CITRIX SYSTEMS INC CMN (177376100)	03/13/2012	12/05/2012	21 00	1,228 35	0 00	1,664 46	(436 11)
DANAHER CORPORATION CMN (235851102)	03/13/2012	12/05/2012	15 00	793 40	0 00	814 65	(21 25)
JOY GLOBAL INC CMN (481165108)	03/13/2012	12/05/2012	5 00	284 14	0 00	402 60	(118 46)
CITRIX SYSTEMS INC CMN (177376100)	03/13/2012	12/06/2012	10 00	600 76	0 00	792 60	(191 84)
METTLER-TOLEDO INTL CMN (592688105)	03/13/2012	12/06/2012	6 00	1,114 81	0 00	1,071 18	43 63
ALEXION PHARMACEUTICALS INC CMN (015351109)	03/13/2012	12/07/2012	6 00	543 37	0 00	532 92	10 45

⁴ Basis may have been increased by accruals of market discount and/or original issue discount or decreased by premium amortization. This increase or decrease of basis assumes the investor has elected to include market discount in income currently and/or amortize premium currently. You should consult with your own tax advisor to determine your correct basis.

⁵ Sale Proceeds may have been adjusted by an option premium due to an option assignment.

**Goldman
Sachs**

Realized and unrealized gains and loss values do not include securities for which cost basis is unavailable. The recognition of any loss reflected herein may be disallowed or deferred by the application of capital loss limitations, wash sale rules or other special tax rules, and you are strongly urged to consult your own outside tax and other advisors about this and all tax-related matters addressed in any way herein. All information regarding the cost basis and acquisition dates of securities that you acquired elsewhere and that were subsequently delivered into your Goldman Sachs account(s) were provided by you and/or a third party and Goldman Sachs makes no representation as to the accuracy and completeness of such information and it should not be relied upon as such.

Tax Year
2012

Legal Name
THE CAROLYN J AND ROBERT J

REALIZED GAINS AND LOSSES (Continued)

Supplemental Information Consult your Form 1099 for tax reporting purposes

SHORT-TERM GAINS (LOSSES)

Description (Product Identifier)	Date Acquired or Sold Short	Date Sold or Covered	Quantity	Sale Proceeds ⁵	Total accretion (Amortization)	Cost Basis ⁴	Total Gain (Loss)
Covered Short-Term Gains (Losses)							
CITRIX SYSTEMS INC CMN (177376100)	03/13/2012	12/07/2012	8 00	487 18	0 00	634 08	(146 90)
ALLIANCE DATA SYSTEMS CORPORAT CMN (018581108)	03/13/2012	12/10/2012	6 00	853 28	0 00	736 80	116 48
AMAZON COM INC CMN (023135106)	03/13/2012	12/10/2012	3 00	744 03	0 00	549 54	194 49
LIFE TIME FITNESS, INC CMN (53217R207)	03/13/2012	12/11/2012	12 00	581 85	0 00	599 04	(17 19)
METTLER-TOLEDO INTL CMN (592688105)	03/13/2012	12/11/2012	2 00	380 19	0 00	357 06	23 13
UNION PACIFIC CORP CMN (907818108)	03/13/2012	12/11/2012	9 00	1,113 02	0 00	982 71	130 31
LIFE TIME FITNESS, INC CMN (53217R207)	03/13/2012	12/12/2012	9 00	446 00	0 00	449 28	(3 28)
APPLE, INC CMN (037833100)	03/13/2012	12/17/2012	2 00	1,029 54	0 00	1,125 94	(96 40)
FINANCIAL ENGINES, INC CMN (317485100)	03/13/2012	12/17/2012	27 00	730 46	0 00	590 74	139 72
KANSAS CITY SOUTHERN CMN (485170302)	03/13/2012	12/18/2012	5 00	411 63	0 00	350 00	61 63
LIFE TIME FITNESS, INC CMN (53217R207)	03/13/2012	12/18/2012	8 00	398 77	0 00	399 36	(0 59)
FINANCIAL ENGINES, INC CMN (317485100)	03/13/2012	12/19/2012	16 00	437 32	0 00	350 07	87 25
LIFE TIME FITNESS, INC CMN (53217R207)	03/13/2012	12/19/2012	1 00	49 52	0 00	49 92	(0 40)
KANSAS CITY SOUTHERN CMN (485170302)	03/13/2012	12/20/2012	6 00	498 06	0 00	420 00	78 06
KANSAS CITY SOUTHERN CMN (485170302)	03/13/2012	12/21/2012	7 00	580 42	0 00	490 00	90 42
LIFE TIME FITNESS, INC CMN (53217R207)	03/13/2012	12/26/2012	19 00	914 99	0 00	948 48	(33 49)
WATSON PHARMACEUTICALS, INC CMN (942683103)	06/25/2012	12/31/2012	6 00	511 70	0 00	430 12	81 58
Net Covered Short-Term Disallowed Losses							820.73
Net Covered Short-Term Gains (Losses)				626,565.23	0.00	601,457.76	25,928.20

LONG-TERM GAINS (LOSSES)

Description (Product Identifier)	Date Acquired or Sold Short	Date Sold or Covered	Quantity	Sale Proceeds ⁵	Total accretion (Amortization)	Cost Basis ⁴	Total Gain (Loss)
Covered Long-Term Gains (Losses)							
NOVARTIS AG-ADR SPONSORED ADR CMN (66987V109)	01/27/2011	03/13/2012	11 00	603 34	0 00	619 78	(16 44)

⁴ Basis may have been increased by accruals of market discount and/or original issue discount or decreased by premium amortization. This increase or decrease of basis assumes the investor has elected to include market discount in income currently and/or amortize premium currently. You should consult with your own tax advisor to determine your correct basis.

⁵ Sale Proceeds may have been adjusted by an option premium due to an option assignment.



Realized and unrealized gains and loss values do not include securities for which cost basis is unavailable. The recognition of any loss reflected herein may be disallowed or deferred by the application of capital loss limitations, wash sale rules or other special tax rules, and you are strongly urged to consult your own outside tax and other advisors about this and all tax-related matters addressed in any way herein. All information regarding the cost basis and acquisition dates of securities that you acquired elsewhere and that were subsequently delivered into your Goldman Sachs account(s) were provided by you and/or a third party and Goldman Sachs makes no representation as to the accuracy and completeness of such information and it should not be relied upon as such.

Tax Year

Legal Name

2012

THE CAROLYN J AND ROBERT J

REALIZED GAINS AND LOSSES (Continued)*Supplemental Information Consult your Form 1099 for tax reporting purposes***LONG-TERM GAINS (LOSSES)**

Description (Product Identifier)	Date Acquired or Sold Short	Date Sold or Covered	Quantity	Sale Proceeds ⁵	Total accretion (Amortization)	Cost Basis ⁴	Total Gain (Loss)
Covered Long-Term Gains (Losses)							
NOVARTIS AG-ADR SPONSORED ADR CMN (66987V109)	01/26/2011	03/13/2012	21 00	1,151 83	0 00	1,214 32	(62 49)
NOVARTIS AG-ADR SPONSORED ADR CMN (66987V109)	01/25/2011	03/13/2012	30 00	1,645 47	0 00	1,724 94	(79 47)
VISA INC CMN CLASS A (92826C839)	01/20/2011	03/13/2012	14 00	1,633 43	0 00	970 22	663 21
VISA INC CMN CLASS A (92826C839)	01/12/2011	03/13/2012	28 00	3,266 85	0 00	2,029 17	1,237 68
Net Covered Long-Term Gains (Losses)				8,300.92	0.00	6,558.43	1,742.49
NonCovered Long-Term Gains (Losses)							
COMCAST CORPORATION CMN CLASS A VOTING (20030N101)	08/26/2010	03/13/2012	10 00	298 02	0 00	171 65	126 37
COMCAST CORPORATION CMN CLASS A VOTING (20030N101)	05/17/2010	03/13/2012	35 00	1,043 08	0 00	623 17	419 91
COMCAST CORPORATION CMN CLASS A VOTING (20030N101)	05/14/2010	03/13/2012	66 00	1,966 96	0 00	1,156 78	810 18
COMCAST CORPORATION CMN CLASS A VOTING (20030N101)	08/21/2009	03/13/2012	66 00	1,966 96	0 00	989 84	977 12
COMCAST CORPORATION CMN CLASS A VOTING (20030N101)	01/29/2010	03/13/2012	101 00	3,010 04	0 00	1,612 99	1,397 05
COMCAST CORPORATION CMN CLASS A VOTING (20030N101)	06/19/2009	03/13/2012	655 00	19,520 55	0 00	9,170 00	10,350 55
CVS CAREMARK CORPORATION CMN (126650100)	11/05/2010	03/13/2012	23 00	1,026 93	0 00	714 31	312 62
CVS CAREMARK CORPORATION CMN (126650100)	11/04/2010	03/13/2012	28 00	1,250 18	0 00	875 83	374 35
CVS CAREMARK CORPORATION CMN (126650100)	10/27/2010	03/13/2012	32 00	1,428 77	0 00	977 85	450 92
CVS CAREMARK CORPORATION CMN (126650100)	10/22/2010	03/13/2012	33 00	1,473 42	0 00	1,038 48	434 94
CVS CAREMARK CORPORATION CMN (126650100)	11/01/2010	03/13/2012	35 00	1,562 72	0 00	1,048 65	514 07
CVS CAREMARK CORPORATION CMN (126650100)	11/02/2010	03/13/2012	46 00	2,053 86	0 00	1,411 56	642 30
CVS CAREMARK CORPORATION CMN (126650100)	12/01/2010	03/13/2012	57 00	2,545 00	0 00	1,814 59	730 41
CVS CAREMARK CORPORATION CMN (126650100)	10/29/2010	03/13/2012	73 00	3,259 39	0 00	2,216 89	1,042 50
CVS CAREMARK CORPORATION CMN (126650100)	10/26/2010	03/13/2012	81 00	3,616 58	0 00	2,499 61	1,116 97
CVS CAREMARK CORPORATION CMN (126650100)	10/25/2010	03/13/2012	92 00	4,107 73	0 00	2,886 34	1,221 39
FLEXTRONICS INTERNATIONAL LTD CMN (Y2573F102)	07/01/2010	03/13/2012	48 00	348 04	0 00	267 29	80 75
FLEXTRONICS INTERNATIONAL LTD CMN (Y2573F102)	01/26/2010	03/13/2012	85 00	616 32	0 00	568 33	47 99

⁴ Basis may have been increased by accruals of market discount and/or original issue discount or decreased by premium amortization. This increase or decrease of basis assumes the investor has elected to include market discount in income currently and/or amortize premium currently. You should consult with your own tax advisor to determine your correct basis.

⁵ Sale Proceeds may have been adjusted by an option premium due to an option assignment.



Realized and unrealized gains and loss values do not include securities for which cost basis is unavailable. The recognition of any loss reflected herein may be disallowed or deferred by the application of capital loss limitations, wash sale rules or other special tax rules, and you are strongly urged to consult your own outside tax and other advisors about this and all tax-related matters addressed in any way herein. All information regarding the cost basis and acquisition dates of securities that you acquired elsewhere and that were subsequently delivered into your Goldman Sachs account(s) were provided by you and/or a third party and Goldman Sachs makes no representation as to the accuracy and completeness of such information and it should not be relied upon as such.

Tax Year

2012

Legal Name

THE CAROLYN J AND ROBERT J

REALIZED GAINS AND LOSSES (Continued)*Supplemental Information Consult your Form 1099 for tax reporting purposes***LONG-TERM GAINS (LOSSES)**

Description (Product Identifier)	Date Acquired or Sold Short	Date Sold or Covered	Quantity	Sale Proceeds ⁵	Total accretion (Amortization)	Cost Basis ⁴	Total Gain (Loss)
NonCovered Long-Term Gains (Losses)							
FLEXTRONICS INTERNATIONAL LTD CMN (Y2573F102)	09/09/2010	03/13/2012	89 00	645 32	0 00	495 84	149 48
FLEXTRONICS INTERNATIONAL LTD CMN (Y2573F102)	07/06/2010	03/13/2012	91 00	659 82	0 00	527 60	132 22
FLEXTRONICS INTERNATIONAL LTD CMN (Y2573F102)	01/29/2010	03/13/2012	96 00	696 07	0 00	624 55	71 52
FLEXTRONICS INTERNATIONAL LTD CMN (Y2573F102)	09/08/2010	03/13/2012	151 00	1,094 87	0 00	818 53	276 34
FLEXTRONICS INTERNATIONAL LTD CMN (Y2573F102)	01/13/2010	03/13/2012	156 00	1,131 12	0 00	1,112 76	18 36
FLEXTRONICS INTERNATIONAL LTD CMN (Y2573F102)	01/14/2010	03/13/2012	179 00	1,297 89	0 00	1,292 56	5 33
FLEXTRONICS INTERNATIONAL LTD CMN (Y2573F102)	01/12/2010	03/13/2012	191 00	1,384 90	0 00	1,338 32	46 58
FLEXTRONICS INTERNATIONAL LTD CMN (Y2573F102)	06/30/2010	03/13/2012	223 00	1,616 92	0 00	1,266 84	350 08
FLEXTRONICS INTERNATIONAL LTD CMN (Y2573F102)	08/17/2010	03/13/2012	306 00	2,218 74	0 00	1,640 50	578 24
FLEXTRONICS INTERNATIONAL LTD CMN (Y2573F102)	06/19/2009	03/13/2012	830 00	6,018 14	0 00	3,569 33	2,448 81
NOVARTIS AG-ADR SPONSORED ADR CMN (66987V109)	04/09/2010	03/13/2012	3 00	164 55	0 00	159 41	5 14
NOVARTIS AG-ADR SPONSORED ADR CMN (66987V109)	05/04/2010	03/13/2012	17 00	932 43	0 00	850 12	82 31
NOVARTIS AG-ADR SPONSORED ADR CMN (66987V109)	12/01/2010	03/13/2012	31 00	1,700 32	0 00	1,676 11	24 21
STATE STREET CORPORATION (NEW) CMN (857477103)	12/01/2009	03/13/2012	13 00	553 81	0 00	547 66	6 15
STATE STREET CORPORATION (NEW) CMN (857477103)	01/29/2010	03/13/2012	18 00	766 81	0 00	781 88	(15 07)
STATE STREET CORPORATION (NEW) CMN (857477103)	12/03/2009	03/13/2012	19 00	809 41	0 00	803 26	6 15
STATE STREET CORPORATION (NEW) CMN (857477103)	01/28/2010	03/13/2012	21 00	894 61	0 00	924 72	(30 11)
STATE STREET CORPORATION (NEW) CMN (857477103)	12/22/2009	03/13/2012	26 00	1,107 62	0 00	1,131 61	(23 99)
STATE STREET CORPORATION (NEW) CMN (857477103)	06/25/2010	03/13/2012	30 00	1,278 02	0 00	1,076 60	201 42
STATE STREET CORPORATION (NEW) CMN (857477103)	06/10/2010	03/13/2012	32 00	1,363 22	0 00	1,182 09	181 13
STATE STREET CORPORATION (NEW) CMN (857477103)	06/14/2010	03/13/2012	35 00	1,491 03	0 00	1,315 49	175 54
STATE STREET CORPORATION (NEW) CMN (857477103)	12/11/2009	03/13/2012	35 00	1,491 03	0 00	1,393 41	97 62
STATE STREET CORPORATION (NEW) CMN (857477103)	03/01/2010	03/13/2012	41 00	1,746 63	0 00	1,845 26	(98 63)
SUNOCO, INC CMN (86764P109)	04/28/2010	03/13/2012	8 00	319 47	0 00	206 10	113 37
SUNOCO, INC CMN (86764P109)	09/27/2010	03/13/2012	19 00	758 73	0 00	547 29	211 44

⁴ Basis may have been increased by accruals of market discount and/or original issue discount or decreased by premium amortization. This increase or decrease of basis assumes the investor has elected to include market discount in income currently and/or amortize premium currently. You should consult with your own tax advisor to determine your correct basis.

⁵ Sale Proceeds may have been adjusted by an option premium due to an option assignment.

Tax Year

2012

Legal Name

THE CAROLYN J AND ROBERT J

REALIZED GAINS AND LOSSES (Continued)*Supplemental Information Consult your Form 1099 for tax reporting purposes***LONG-TERM GAINS (LOSSES)**

Description (Product Identifier)	Date Acquired or Sold Short	Date Sold or Covered	Quantity	Sale Proceeds ⁵	Total accretion (Amortization)	Cost Basis ⁴	Total Gain (Loss)
NonCovered Long-Term Gains (Losses)							
SUNOCO, INC CMN (86764P109)	09/24/2010	03/13/2012	20 00	798 67	0 00	578 49	220 18
SUNOCO, INC CMN (86764P109)	09/28/2010	03/13/2012	30 00	1,198 00	0 00	872 05	325 95
SUNOCO, INC CMN (86764P109)	05/13/2010	03/13/2012	32 00	1,277 87	0 00	854 66	423 21
SUNOCO, INC CMN (86764P109)	04/15/2010	03/13/2012	32 00	1,277 87	0 00	826 22	451 65
SUNOCO, INC CMN (86764P109)	04/21/2010	03/13/2012	32 00	1,277 87	0 00	813 49	464 38
SUNOCO, INC CMN (86764P109)	04/14/2010	03/13/2012	39 00	1,557 40	0 00	995 00	562 40
SUNOCO, INC CMN (86764P109)	04/16/2010	03/13/2012	41 00	1,637 27	0 00	1,013 90	623 37
SUNOCO, INC CMN (86764P109)	04/19/2010	03/13/2012	42 00	1,677 20	0 00	1,034 26	642 94
TEXAS INSTRUMENTS INC CMN (882508104)	02/01/2010	03/13/2012	32 00	1,027 68	0 00	734 96	292 72
TEXAS INSTRUMENTS INC CMN (882508104)	10/21/2009	03/13/2012	43 00	1,380 94	0 00	1,004 22	376 72
TEXAS INSTRUMENTS INC CMN (882508104)	10/22/2009	03/13/2012	71 00	2,280 16	0 00	1,665 53	614 63
TEXAS INSTRUMENTS INC CMN (882508104)	10/02/2009	03/13/2012	75 00	2,408 62	0 00	1,694 27	714 35
TEXAS INSTRUMENTS INC CMN (882508104)	10/14/2009	03/13/2012	79 00	2,537 08	0 00	1,863 08	674 00
TEXAS INSTRUMENTS INC CMN (882508104)	10/05/2009	03/13/2012	87 00	2,794 00	0 00	1,975 20	818 80
TEXAS INSTRUMENTS INC CMN (882508104)	06/19/2009	03/13/2012	132 00	4,239 17	0 00	2,830 08	1,409 09
VISA INC CMN CLASS A (92826C839)	07/01/2010	03/13/2012	4 00	466 69	0 00	287 74	178 95
VISA INC CMN CLASS A (92826C839)	08/25/2010	03/13/2012	12 00	1,400 08	0 00	848 75	551 33
VISA INC CMN CLASS A (92826C839)	08/24/2010	03/13/2012	14 00	1,633 43	0 00	985 41	648 02
VISA INC CMN CLASS A (92826C839)	12/21/2010	03/13/2012	27 00	3,150 18	0 00	1,842 16	1,308 02
WAL MART STORES INC CMN (931142103)	07/21/2009	03/13/2012	15 00	912 43	0 00	729 28	183 15
WAL MART STORES INC CMN (931142103)	02/26/2010	03/13/2012	35 00	2,129 01	0 00	1,883 24	245 77
WAL MART STORES INC CMN (931142103)	09/03/2009	03/13/2012	36 00	2,189 84	0 00	1,857 32	332 52
WAL MART STORES INC CMN (931142103)	12/15/2010	03/13/2012	39 00	2,372 33	0 00	2,112 48	259 85
WAL MART STORES INC CMN (931142103)	12/20/2010	03/13/2012	39 00	2,372 33	0 00	2,096 90	275 43
WAL MART STORES INC CMN (931142103)	02/25/2010	03/13/2012	44 00	2,676 47	0 00	2,372 15	304 32

⁴ Basis may have been increased by accruals of market discount and/or original issue discount or decreased by premium amortization. This increase or decrease of basis assumes the investor has elected to include market discount in income currently and/or amortize premium currently. You should consult with your own tax advisor to determine your correct basis.

⁵ Sale Proceeds may have been adjusted by an option premium due to an option assignment.

Tax Year
2012

Legal Name
THE CAROLYN J AND ROBERT J

REALIZED GAINS AND LOSSES (Continued)

Supplemental Information Consult your Form 1099 for tax reporting purposes

LONG-TERM GAINS (LOSSES)

Description (Product Identifier)	Date Acquired or Sold Short	Date Sold or Covered	Quantity	Sale Proceeds ⁵	Total accretion (Amortization)	Cost Basis ⁴	Total Gain (Loss)
NonCovered Long-Term Gains (Losses)							
WAL MART STORES INC CMN (931142103)	06/19/2009	03/13/2012	129 00	7,846 93	0 00	6,292 62	1,554 31
Net NonCovered Long-Term Gains (Losses)				137,755.55	0.00	97,235.46	40,520.09

⁴ Basis may have been increased by accruals of market discount and/or original issue discount or decreased by premium amortization. This increase or decrease of basis assumes the investor has elected to include market discount in income currently and/or amortize premium currently. You should consult with your own tax advisor to determine your correct basis.

⁵ Sale Proceeds may have been adjusted by an option premium due to an option assignment.



Realized and unrealized gains and loss values do not include securities for which cost basis is unavailable. The recognition of any loss reflected herein may be disallowed or deferred by the application of capital loss limitations, wash sale rules or other special tax rules, and you are strongly urged to consult your own outside tax and other advisors about this and all tax-related matters addressed in any way herein. All information regarding the cost basis and acquisition dates of securities that you acquired elsewhere and that were subsequently delivered into your Goldman Sachs account(s) were provided by you and/or a third party and Goldman Sachs makes no representation as to the accuracy and completeness of such information and it should not be relied upon as such.

THE CAROLYN J. AND ROBERT J.
ALLISON, JR. FAMILY FOUNDATION

	PAGE
ALLISON FAMILY FOUNDATION - INST CAP LCV	65
REALIZED GAINS AND LOSSES	66

Your Goldman Sachs Team
Investment Professionals
Dush Pathmanandam
Client Analysts
Michael DeJulio
Alex Wisniewski
Rachel McCracken
John White
Team Assistants
Shirley Segarra

Goldman, Sachs & Co
25 British American Blvd
Latham, NY 12110

Kelly A Anderson, Region Head
518-640-5505

For any inquiries regarding data contained within this report, please contact your
Private Wealth Management Team, or the Tax Reporting Helpline at 888-350-2857

www.goldman.com

Report Date Apr 23, 2013

THE CAROLYN J AND ROBERT J
ALLISON, JR FAMILY FOUNDATION
C/O ANADARKO PETROLEUM CORP
PO BOX 1330
HOUSTON TX 77251-1330



REALIZED GAINS AND LOSSES

Supplemental Information Consult your Form 1099 for tax reporting purposes

REALIZED GAIN AND LOSS SUMMARY

SHORT-TERM GAINS (LOSSES)		LONG-TERM GAINS (LOSSES)		ORDINARY GAINS (LOSSES)	
Net Covered Short Term Gains (Losses)	15,944.20	Net Covered Long Term Gains (Losses)	1,184.40	Net Ordinary Gains (Losses)	0.00
Net NonCovered Short Term Gains (Losses)	0.00	Net NonCovered Long Term Gains (Losses)	12,085.39		
Net 1099B Non Reportable Short Term Gains (Losses)	0.00	Net 1099B Non Reportable Long Term Gains (Losses)	0.00		
Net Miscellaneous Short Term Gains (Losses)	0.00	Net Miscellaneous Long Term Gains (Losses)	0.00	Net Miscellaneous Ordinary Gains (Losses)	0.00
Net Regulated Futures Contract Short Term Gains (Losses)	0.00	Net Regulated Futures Contract Long Term Gains (Losses)	0.00		
Total Short-Term Gains (Losses)	15,944.20	Total Long-Term Gains (Losses)	13,269.79	Total Ordinary Gains (Losses)	0.00

SHORT-TERM GAINS (LOSSES)

Description (Product Identifier)	Date Acquired or Sold Short	Date Sold or Covered	Quantity	Sale Proceeds ⁵	Total accretion (Amortization)	Cost Basis ⁴	Total Gain (Loss)
Covered Short-Term Gains (Losses)							
AES CORP CMN (00130H105)	07/20/2011	03/13/2012	85.00	1,127.81	0.00	1,071.47	56.34
AES CORP CMN (00130H105)	08/09/2011	03/13/2012	102.00	1,353.37	0.00	992.98	360.39
AES CORP CMN (00130H105)	06/30/2011	03/13/2012	127.00	1,685.08	0.00	1,613.42	71.66
AES CORP CMN (00130H105)	04/06/2011	03/13/2012	492.00	6,528.03	0.00	6,386.16	141.87
APPLIED MATERIALS INC CMN (038222105)	01/17/2012	03/13/2012	1,609.00	20,137.55	0.00	18,995.05	1,142.50
BARRICK GOLD CORPORATION CMN (067901108)	01/26/2012	03/13/2012	31.00	1,410.16	0.00	1,517.23	(107.07)
BARRICK GOLD CORPORATION CMN (067901108)	01/25/2012	03/13/2012	72.00	3,275.22	0.00	3,306.00	(30.78)
BARRICK GOLD CORPORATION CMN (067901108)	01/23/2012	03/13/2012	77.00	3,502.66	0.00	3,587.31	(84.65)
BARRICK GOLD CORPORATION CMN (067901108)	12/16/2011	03/13/2012	114.00	5,185.76	0.00	5,153.92	31.84
LOWES COMPANIES INC CMN (548661107)	09/26/2011	03/13/2012	102.00	3,083.68	0.00	1,988.90	1,094.78
LOWES COMPANIES INC CMN (548661107)	10/05/2011	03/13/2012	116.00	3,506.93	0.00	2,267.32	1,239.61
LOWES COMPANIES INC CMN (548661107)	09/23/2011	03/13/2012	122.00	3,688.32	0.00	2,402.13	1,286.19
LOWES COMPANIES INC CMN (548661107)	09/20/2011	03/13/2012	127.00	3,839.48	0.00	2,567.41	1,272.07
LOWES COMPANIES INC CMN (548661107)	09/30/2011	03/13/2012	127.00	3,839.48	0.00	2,483.70	1,355.78
LOWES COMPANIES INC CMN (548661107)	09/13/2011	03/13/2012	131.00	3,960.41	0.00	2,500.08	1,460.33
LOWES COMPANIES INC CMN (548661107)	09/15/2011	03/13/2012	131.00	3,960.41	0.00	2,606.98	1,353.43

⁴ Basis may have been increased by accruals of market discount and/or original issue discount or decreased by premium amortization. This increase or decrease of basis assumes the investor has elected to include market discount in income currently and/or amortize premium currently. You should consult with your own tax advisor to determine your correct basis.

⁵ Sale Proceeds may have been adjusted by an option premium due to an option assignment.



Realized and unrealized gains and loss values do not include securities for which cost basis is unavailable. The recognition of any loss reflected herein may be disallowed or deferred by the application of capital loss limitations, wash sale rules or other special tax rules, and you are strongly urged to consult your own outside tax and other advisors about this and all tax-related matters addressed in any way herein. All information regarding the cost basis and acquisition dates of securities that you acquired elsewhere and that were subsequently delivered into your Goldman Sachs account(s) were provided by you and/or a third party and Goldman Sachs makes no representation as to the accuracy and completeness of such information and it should not be relied upon as such.

Tax Year

2012

Legal Name

THE CAROLYN J AND ROBERT J

REALIZED GAINS AND LOSSES (Continued)*Supplemental Information Consult your Form 1099 for tax reporting purposes***SHORT-TERM GAINS (LOSSES)**

Description (Product Identifier)	Date Acquired or Sold Short	Date Sold or Covered	Quantity	Sale Proceeds ⁵	Total accretion (Amortization)	Cost Basis ⁴	Total Gain (Loss)
Covered Short-Term Gains (Losses)							
LOWES COMPANIES INC CMN (548661107)	09/12/2011	03/13/2012	132 00	3,990 64	0 00	2,490 95	1,499 69
LOWES COMPANIES INC CMN (548661107)	10/04/2011	03/13/2012	237 00	7,165 02	0 00	4,517 79	2,647 23
MARSH & MCLENNAN CO INC CMN (571748102)	01/27/2012	03/13/2012	25 00	812 24	0 00	793 47	18 77
MARSH & MCLENNAN CO INC CMN (571748102)	08/24/2011	03/13/2012	33 00	1,072 15	0 00	938 52	133 63
MARSH & MCLENNAN CO INC CMN (571748102)	08/25/2011	03/13/2012	44 00	1,429 53	0 00	1,258 20	171 33
MARSH & MCLENNAN CO INC CMN (571748102)	10/12/2011	03/13/2012	52 00	1,689 45	0 00	1,441 46	247 99
MARSH & MCLENNAN CO INC CMN (571748102)	08/17/2011	03/13/2012	62 00	2,014 34	0 00	1,761 10	253 24
MARSH & MCLENNAN CO INC CMN (571748102)	08/11/2011	03/13/2012	111 00	3,606 32	0 00	3,165 14	441 18
MARSH & MCLENNAN CO INC CMN (571748102)	08/18/2011	03/13/2012	125 00	4,061 18	0 00	3,458 01	603 17
MARSH & MCLENNAN CO INC CMN (571748102)	09/26/2011	03/13/2012	125 00	4,061 18	0 00	3,338 80	722 38
MARSH & MCLENNAN CO INC CMN (571748102)	08/19/2011	03/13/2012	170 00	5,523 20	0 00	4,709 19	814 01
MARSH & MCLENNAN CO INC CMN (571748102)	08/12/2011	03/13/2012	248 00	8,057 37	0 00	7,006 42	1,050 95
PFIZER INC CMN (717081103)	04/06/2011	03/13/2012	48 00	1,057 66	0 00	982 56	75 10
PROCTER & GAMBLE COMPANY (THE) CMN (742718109)	11/17/2011	03/13/2012	109 00	7,391 15	0 00	6,886 73	504 42
PROCTER & GAMBLE COMPANY (THE) CMN (742718109)	11/16/2011	03/13/2012	214 00	14,511 08	0 00	13,603 96	907 12
SOUTHWEST AIRLINES CO CMN (844741108)	01/17/2012	03/13/2012	3,100 00	25,968 54	0 00	27,633 09	(1,664 55)
SYSCO CORPORATION CMN (871829107)	11/17/2011	03/13/2012	8 00	241 28	0 00	218 44	22 84
SYSCO CORPORATION CMN (871829107)	11/14/2011	03/13/2012	21 00	633 35	0 00	582 06	51 29
SYSCO CORPORATION CMN (871829107)	03/07/2012	03/13/2012	57 00	1,719 09	0 00	1,680 11	38 98
SYSCO CORPORATION CMN (871829107)	11/23/2011	03/13/2012	60 00	1,809 57	0 00	1,621 85	187 72
SYSCO CORPORATION CMN (871829107)	11/01/2011	03/13/2012	98 00	2,955 63	0 00	2,670 74	284 89
SYSCO CORPORATION CMN (871829107)	11/03/2011	03/13/2012	98 00	2,955 63	0 00	2,721 36	234 27
SYSCO CORPORATION CMN (871829107)	11/04/2011	03/13/2012	104 00	3,136 58	0 00	2,880 54	256 04
SYSCO CORPORATION CMN (871829107)	11/08/2011	03/13/2012	155 00	4,674 71	0 00	4,327 89	346 82
SYSCO CORPORATION CMN (871829107)	11/02/2011	03/13/2012	194 00	5,850 93	0 00	5,337 23	513 70

⁴ Basis may have been increased by accruals of market discount and/or original issue discount or decreased by premium amortization. This increase or decrease of basis assumes the investor has elected to include market discount in income currently and/or amortize premium currently. You should consult with your own tax advisor to determine your correct basis.

⁵ Sale Proceeds may have been adjusted by an option premium due to an option assignment.

**Goldman
Sachs**

Realized and unrealized gains and loss values do not include securities for which cost basis is unavailable. The recognition of any loss reflected herein may be disallowed or deferred by the application of capital loss limitations, wash sale rules or other special tax rules, and you are strongly urged to consult your own outside tax and other advisors about this and all tax-related matters addressed in any way herein. All information regarding the cost basis and acquisition dates of securities that you acquired elsewhere and that were subsequently delivered into your Goldman Sachs account(s) were provided by you and/or a third party and Goldman Sachs makes no representation as to the accuracy and completeness of such information and it should not be relied upon as such.

Tax Year

Legal Name

2012

THE CAROLYN J AND ROBERT J

REALIZED GAINS AND LOSSES (Continued)*Supplemental Information Consult your Form 1099 for tax reporting purposes***SHORT-TERM GAINS (LOSSES)**

Description (Product Identifier)	Date Acquired or Sold Short	Date Sold or Covered	Quantity	Sale Proceeds ⁵	Total accretion (Amortization)	Cost Basis ⁴	Total Gain (Loss)
Covered Short-Term Gains (Losses)							
LAS VEGAS SANDS CORP CMN (517834107)	03/13/2012	03/14/2012	21 00	1,158 98	0 00	1,179 57	(20 59)
LAS VEGAS SANDS CORP CMN (517834107)	03/13/2012	03/15/2012	6 00	341 29	0 00	337 02	4 27
WELLS FARGO & CO (NEW) CMN (949746101)	03/13/2012	03/16/2012	22 00	741 47	0 00	730 40	11 07
ARCHER DANIELS MIDLAND CO CMN (039483102)	03/13/2012	03/19/2012	7 00	221 66	0 00	224 91	(3 25)
CUMMINS INC COMMON STOCK (231021106)	03/13/2012	03/20/2012	3 00	367 28	0 00	372 42	(5 14)
WELLS FARGO & CO (NEW) CMN (949746101)	03/13/2012	03/20/2012	22 00	745 16	0 00	730 40	14 76
CUMMINS INC COMMON STOCK (231021106)	03/13/2012	03/22/2012	6 00	714 87	0 00	744 84	(29 97)
METLIFE, INC CMN (59156R108)	03/13/2012	03/22/2012	16 00	598 65	0 00	628 00	(29 35)
CUMMINS INC COMMON STOCK (231021106)	03/13/2012	03/28/2012	3 00	357 54	0 00	372 42	(14 88)
MERCK & CO , INC CMN (58933Y105)	03/13/2012	03/28/2012	21 00	813 34	0 00	804 04	9 30
WELLS FARGO & CO (NEW) CMN (949746101)	03/13/2012	03/28/2012	15 00	512 58	0 00	498 00	14 58
JPMORGAN CHASE & CO CMN (46625H100)	03/13/2012	03/29/2012	13 00	592 11	0 00	566 15	25 96
MERCK & CO , INC CMN (58933Y105)	03/13/2012	03/29/2012	19 00	719 38	0 00	727 47	(8 09)
MERCK & CO , INC CMN (58933Y105)	03/13/2012	03/30/2012	14 00	533 60	0 00	536 03	(2 43)
MERCK & CO , INC CMN (58933Y105)	03/13/2012	04/02/2012	12 00	459 16	0 00	459 45	(0 29)
CITIGROUP INC CMN (172967424)	03/13/2012	04/04/2012	16 00	557 95	0 00	586 40	(28 45)
JPMORGAN CHASE & CO CMN (46625H100)	03/13/2012	04/04/2012	13 00	574 31	0 00	566 15	8 16
TEXAS INSTRUMENTS INC CMN (882508104)	03/13/2012	04/04/2012	23 00	736 42	0 00	740 77	(4 35)
TEXAS INSTRUMENTS INC CMN (882508104) Disallowed Loss							3 03
WELLS FARGO & CO (NEW) CMN (949746101)	03/13/2012	04/19/2012	10 00	333 14	0 00	332 00	1 14
CONOCOPHILLIPS CMN (20825C104)	03/13/2012	04/24/2012	15 00	1,079 42	0 00	1,163 70	(84 28)
CONOCOPHILLIPS CMN (20825C104)	03/13/2012	04/25/2012	14 00	995 34	0 00	1,086 12	(90 78)
MERCK & CO , INC CMN (58933Y105)	03/13/2012	04/25/2012	16 00	612 03	0 00	612 60	(0 57)
MERCK & CO , INC CMN (58933Y105) Disallowed Loss							0 57
PHILLIPS 66 CMN (718546104)	03/13/2012	05/01/2012	0 50	15 16	0 00	0 00	15 16

⁴ Basis may have been increased by accruals of market discount and/or original issue discount or decreased by premium amortization. This increase or decrease of basis assumes the investor has elected to include market discount in income currently and/or amortize premium currently. You should consult with your own tax advisor to determine your correct basis.

⁵ Sale Proceeds may have been adjusted by an option premium due to an option assignment.

Tax Year

2012

Legal Name

THE CAROLYN J AND ROBERT J

REALIZED GAINS AND LOSSES (Continued)*Supplemental Information Consult your Form 1099 for tax reporting purposes***SHORT-TERM GAINS (LOSSES)**

Description (Product Identifier)	Date Acquired or Sold Short	Date Sold or Covered	Quantity	Sale Proceeds ⁵	Total accretion (Amortization)	Cost Basis ⁴	Total Gain (Loss)
Covered Short-Term Gains (Losses)							
MARATHON PETROLEUM CORPORATION CMN (56585A102)	03/13/2012	05/03/2012	10 00	408 60	0 00	442 10	(33 50)
MARATHON PETROLEUM CORPORATION CMN (56585A102)	03/13/2012	05/04/2012	8 00	317 77	0 00	353 68	(35 91)
MARATHON PETROLEUM CORPORATION CMN (56585A102)	03/13/2012	05/04/2012	15 00	590 84	0 00	663 15	(72 31)
MARATHON PETROLEUM CORPORATION CMN (56585A102)	03/13/2012	05/07/2012	6 00	238 81	0 00	265 26	(26 45)
CONOCOPHILLIPS CMN (20825C104)	03/13/2012	05/08/2012	10 00	534 09	0 00	598 06	(63 97)
MARATHON PETROLEUM CORPORATION CMN (56585A102)	03/13/2012	05/08/2012	9 00	345 57	0 00	397 89	(52 32)
MARATHON PETROLEUM CORPORATION CMN (56585A102)	03/13/2012	05/09/2012	5 00	191 42	0 00	221 05	(29 63)
MARATHON PETROLEUM CORPORATION CMN (56585A102)	03/30/2012	05/10/2012	2 00	77 23	0 00	87 25	(10 02)
MARATHON PETROLEUM CORPORATION CMN (56585A102)	03/13/2012	05/10/2012	9 00	347 57	0 00	397 89	(50 32)
CONOCOPHILLIPS CMN (20825C104)	03/13/2012	05/11/2012	11 00	596 57	0 00	657 87	(61 30)
JPMORGAN CHASE & CO CMN (46625H100)	03/13/2012	05/11/2012	42 00	1,554 98	0 00	1,829 10	(274 12)
MARATHON PETROLEUM CORPORATION CMN (56585A102)	03/30/2012	05/11/2012	4 00	150 27	0 00	174 51	(24 24)
CONOCOPHILLIPS CMN (20825C104)	03/13/2012	05/14/2012	7 00	369 64	0 00	418 65	(49 01)
JPMORGAN CHASE & CO CMN (46625H100)	03/13/2012	05/14/2012	29 00	1,048 68	0 00	1,262 95	(214 27)
SANOFI SPONSORED ADR CMN (80105N105)	03/13/2012	05/16/2012	43 00	1,479 15	0 00	1,660 97	(181 82)
SANOFI SPONSORED ADR CMN (80105N105)	03/13/2012	05/17/2012	34 00	1,164 37	0 00	1,313 33	(148 96)
METLIFE, INC CMN (59156R108)	03/13/2012	05/31/2012	28 00	812 90	0 00	1,099 00	(286 10)
METLIFE, INC CMN (59156R108)	03/13/2012	06/01/2012	23 00	649 84	0 00	902 75	(252 91)
METLIFE, INC CMN (59156R108)	03/13/2012	06/04/2012	17 00	474 55	0 00	667 25	(192 70)
PROCTER & GAMBLE COMPANY (THE) CMN (742718109)	11/17/2011	06/05/2012	12 00	733 55	0 00	758 17	(24 62)
CONOCOPHILLIPS CMN (20825C104)	03/13/2012	06/08/2012	12 00	648 08	0 00	717 68	(69 60)
PROCTER & GAMBLE COMPANY (THE) CMN (742718109)	11/17/2011	06/08/2012	11 00	689 79	0 00	694 99	(5 20)
CONOCOPHILLIPS CMN (20825C104)	03/13/2012	06/11/2012	10 00	542 02	0 00	598 06	(56 04)
CAPITAL ONE FINANCIAL CORP CMN (14040H105)	03/13/2012	06/13/2012	8 00	419 90	0 00	407 20	12 70
CONOCOPHILLIPS CMN (20825C104)	03/13/2012	06/14/2012	21 00	1,141 14	0 00	1,255 94	(114 80)

⁴ Basis may have been increased by accruals of market discount and/or original issue discount or decreased by premium amortization. This increase or decrease of basis assumes the investor has elected to include market discount in income currently and/or amortize premium currently. You should consult with your own tax advisor to determine your correct basis.

⁵ Sale Proceeds may have been adjusted by an option premium due to an option assignment.

**Goldman
Sachs**

Realized and unrealized gains and loss values do not include securities for which cost basis is unavailable. The recognition of any loss reflected herein may be disallowed or deferred by the application of capital loss limitations, wash sale rules or other special tax rules, and you are strongly urged to consult your own outside tax and other advisors about this and all tax-related matters addressed in any way herein. All information regarding the cost basis and acquisition dates of securities that you acquired elsewhere and that were subsequently delivered into your Goldman Sachs account(s) were provided by you and/or a third party and Goldman Sachs makes no representation as to the accuracy and completeness of such information and it should not be relied upon as such.

Tax Year

Legal Name

2012

THE CAROLYN J AND ROBERT J

REALIZED GAINS AND LOSSES (Continued)*Supplemental Information Consult your Form 1099 for tax reporting purposes***SHORT-TERM GAINS (LOSSES)**

Description (Product Identifier)	Date Acquired or Sold Short	Date Sold or Covered	Quantity	Sale Proceeds ⁵	Total accretion (Amortization)	Cost Basis ⁴	Total Gain (Loss)
Covered Short-Term Gains (Losses)							
METLIFE, INC CMN (59156R108)	03/13/2012	06/14/2012	17 00	497 41	0 00	667 25	(169 84)
COCA-COLA COMPANY (THE) CMN (191216100)	03/28/2012	06/15/2012	14 00	1,062 78	0 00	1,013 85	48 93
CONOCOPHILLIPS CMN (20825C104)	03/16/2012	06/15/2012	2 00	109 69	0 00	119 10	(9 41)
CONOCOPHILLIPS CMN (20825C104)	03/13/2012	06/15/2012	40 00	2,193 88	0 00	2,392 26	(198 38)
ACE LIMITED CMN (H0023R105)	03/13/2012	06/18/2012	9 00	649 38	0 00	652 59	(3 21)
PROCTER & GAMBLE COMPANY (THE) CMN (742718109)	11/17/2011	06/18/2012	21 00	1,300 86	0 00	1,326 80	(25 94)
ACE LIMITED CMN (H0023R105)	03/13/2012	06/19/2012	10 00	730 12	0 00	725 10	5 02
PROCTER & GAMBLE COMPANY (THE) CMN (742718109)	11/17/2011	06/19/2012	24 00	1,501 82	0 00	1,516 34	(14 52)
COCA-COLA COMPANY (THE) CMN (191216100)	03/29/2012	06/20/2012	3 00	225 55	0 00	219 28	6 27
COCA-COLA COMPANY (THE) CMN (191216100)	03/28/2012	06/20/2012	7 00	526 28	0 00	506 93	19 35
PROCTER & GAMBLE COMPANY (THE) CMN (742718109)	11/18/2011	06/20/2012	18 00	1,080 74	0 00	1,140 18	(59 44)
PROCTER & GAMBLE COMPANY (THE) CMN (742718109)	11/17/2011	06/20/2012	30 00	1,801 23	0 00	1,895 43	(94 20)
CAPITAL ONE FINANCIAL CORP CMN (14040H105)	03/13/2012	06/22/2012	12 00	639 64	0 00	610 80	28 84
EXXON MOBIL CORPORATION CMN (30231G102)	03/13/2012	06/22/2012	12 00	991 17	0 00	1,040 16	(48 99)
EXXON MOBIL CORPORATION CMN (30231G102)	03/13/2012	06/25/2012	2 00	161 04	0 00	173 36	(12 32)
PROCTER & GAMBLE COMPANY (THE) CMN (742718109)	11/22/2011	06/25/2012	1 00	59 67	0 00	61 72	(2 05)
PROCTER & GAMBLE COMPANY (THE) CMN (742718109)	11/18/2011	06/25/2012	8 00	477 35	0 00	506 75	(29 40)
CISCO SYSTEMS, INC CMN (17275R102)	03/13/2012	06/27/2012	82 00	1,371 71	0 00	1,651 07	(279 36)
MERCK & CO , INC CMN (58933Y105)	03/13/2012	07/02/2012	7 00	292 52	0 00	268 01	24 51
MERCK & CO , INC CMN (58933Y105)	03/13/2012	07/03/2012	11 00	457 48	0 00	421 17	36 31
COCA-COLA COMPANY (THE) CMN (191216100)	04/04/2012	07/06/2012	9 00	701 76	0 00	661 66	40 10
COCA-COLA COMPANY (THE) CMN (191216100)	03/29/2012	07/06/2012	19 00	1,481 48	0 00	1,388 75	92 73
PROCTER & GAMBLE COMPANY (THE) CMN (742718109)	11/22/2011	07/06/2012	12 00	732 33	0 00	740 66	(8 33)
PROCTER & GAMBLE COMPANY (THE) CMN (742718109)	11/22/2011	07/09/2012	5 00	308 25	0 00	308 61	(0 36)
PROCTER & GAMBLE COMPANY (THE) CMN (742718109)	11/23/2011	07/09/2012	10 00	616 50	0 00	612 35	4 15

⁴ Basis may have been increased by accruals of market discount and/or original issue discount or decreased by premium amortization. This increase or decrease of basis assumes the investor has elected to include market discount in income currently and/or amortize premium currently. You should consult with your own tax advisor to determine your correct basis.

⁵ Sale Proceeds may have been adjusted by an option premium due to an option assignment.

Tax Year

2012

Legal Name

THE CAROLYN J AND ROBERT J

REALIZED GAINS AND LOSSES (Continued)*Supplemental Information Consult your Form 1099 for tax reporting purposes***SHORT-TERM GAINS (LOSSES)**

Description (Product Identifier)	Date Acquired or Sold Short	Date Sold or Covered	Quantity	Sale Proceeds ⁵	Total accretion (Amortization)	Cost Basis ⁴	Total Gain (Loss)
Covered Short-Term Gains (Losses)							
MERCK & CO , INC CMN (58933Y105)	03/13/2012	07/11/2012	8 00	329 44	0 00	306 30	23 14
PROCTER & GAMBLE COMPANY (THE) CMN (742718109)	11/23/2011	07/11/2012	11 00	676 35	0 00	673 59	2 76
JOHNSON CONTROLS INC CMN (478366107)	03/13/2012	07/12/2012	11 00	293 41	0 00	352 66	(59 25)
JOHNSON CONTROLS INC CMN (478366107) Disallowed Loss							43 09
MERCK & CO , INC CMN (58933Y105)	03/13/2012	07/13/2012	15 00	652 48	0 00	574 32	78 16
MERCK & CO , INC CMN (58933Y105)	03/13/2012	07/16/2012	11 00	475 78	0 00	421 17	54 61
MERCK & CO , INC CMN (58933Y105)	03/13/2012	07/17/2012	12 00	526 53	0 00	459 45	67 08
MERCK & CO , INC CMN (58933Y105)	03/13/2012	07/18/2012	1 00	43 91	0 00	38 29	5 62
MERCK & CO , INC CMN (58933Y105)	03/13/2012	07/23/2012	32 00	1,381 13	0 00	1,225 21	155 92
MERCK & CO , INC CMN (58933Y105)	04/03/2012	07/24/2012	2 00	85 38	0 00	76 51	8 87
MERCK & CO , INC CMN (58933Y105)	05/17/2012	07/24/2012	9 00	384 23	0 00	344 22	40 01
MERCK & CO , INC CMN (58933Y105)	03/13/2012	07/24/2012	12 00	512 31	0 00	459 45	52 86
MERCK & CO , INC CMN (58933Y105)	04/01/2012	07/24/2012	14 00	597 69	0 00	534 86	62 83
MERCK & CO , INC CMN (58933Y105)	05/16/2012	07/24/2012	34 00	1,451 54	0 00	1,299 50	152 04
MERCK & CO , INC CMN (58933Y105)	05/17/2012	07/25/2012	30 00	1,277 72	0 00	1,147 41	130 31
SANOFI SPONSORED ADR CMN (80105N105)	03/13/2012	07/31/2012	23 00	944 80	0 00	888 43	56 37
CISCO SYSTEMS, INC CMN (17275R102)	03/13/2012	08/01/2012	24 00	380 51	0 00	483 24	(102 73)
SANOFI SPONSORED ADR CMN (80105N105)	03/13/2012	08/01/2012	19 00	769 91	0 00	733 92	35 99
SANOFI SPONSORED ADR CMN (80105N105)	03/13/2012	08/02/2012	41 00	1,656 87	0 00	1,583 72	73 15
PHILLIPS 66 CMN (718546104)	03/13/2012	08/08/2012	9 00	357 47	0 00	322 83	34 64
PROCTER & GAMBLE COMPANY (THE) CMN (742718109)	11/23/2011	08/13/2012	15 00	995 93	0 00	918 53	77 40
PROCTER & GAMBLE COMPANY (THE) CMN (742718109)	11/23/2011	08/14/2012	17 00	1,137 05	0 00	1,041 00	96 05
METLIFE, INC CMN (59156R108)	03/13/2012	08/15/2012	17 00	590 40	0 00	667 25	(76 85)
PHILLIPS 66 CMN (718546104)	03/13/2012	08/21/2012	4 00	167 13	0 00	143 48	23 65
BB&T CORPORATION CMN (054937107)	03/13/2012	08/23/2012	13 00	406 86	0 00	394 42	12 44

⁴ Basis may have been increased by accruals of market discount and/or original issue discount or decreased by premium amortization. This increase or decrease of basis assumes the investor has elected to include market discount in income currently and/or amortize premium currently. You should consult with your own tax advisor to determine your correct basis.

⁵ Sale Proceeds may have been adjusted by an option premium due to an option assignment.

Tax Year

Legal Name

2012

THE CAROLYN J AND ROBERT J

REALIZED GAINS AND LOSSES (Continued)*Supplemental Information Consult your Form 1099 for tax reporting purposes***SHORT-TERM GAINS (LOSSES)**

Description (Product Identifier)	Date Acquired or Sold Short	Date Sold or Covered	Quantity	Sale Proceeds ⁵	Total accretion (Amortization)	Cost Basis ⁴	Total Gain (Loss)
Covered Short-Term Gains (Losses)							
METLIFE, INC CMN (59156R108)	03/13/2012	08/23/2012	13 00	450 44	0 00	510 25	(59 81)
PHILLIPS 66 CMN (718546104)	03/13/2012	08/23/2012	10 00	414 86	0 00	358 70	56 16
PROCTER & GAMBLE COMPANY (THE) CMN (742718109)	11/23/2011	08/23/2012	10 00	667 49	0 00	612 35	55 14
MCKESSON CORPORATION CMN (58155Q103)	03/13/2012	09/11/2012	3 00	262 79	0 00	259 20	3 59
MCKESSON CORPORATION CMN (58155Q103)	03/13/2012	09/12/2012	2 00	174 65	0 00	172 80	1 85
MCKESSON CORPORATION CMN (58155Q103)	03/13/2012	09/13/2012	7 00	614 47	0 00	604 80	9 67
PHILLIPS 66 CMN (718546104)	03/13/2012	09/14/2012	8 00	380 12	0 00	286 96	93 16
PHILLIPS 66 CMN (718546104)	03/13/2012	09/18/2012	11 00	499 63	0 00	394 57	105 06
PHILLIPS 66 CMN (718546104)	05/02/2012	10/02/2012	1 00	46 44	0 00	32 01	14 43
PHILLIPS 66 CMN (718546104)	03/16/2012	10/02/2012	1 00	46 45	0 00	35 40	11 05
PHILLIPS 66 CMN (718546104)	03/13/2012	10/02/2012	13 00	603 78	0 00	466 31	137 47
PROCTER & GAMBLE COMPANY (THE) CMN (742718109)	11/23/2011	10/05/2012	5 00	348 58	0 00	306 18	42 40
PROCTER & GAMBLE COMPANY (THE) CMN (742718109)	11/30/2011	10/05/2012	6 00	418 29	0 00	383 84	34 45
PROCTER & GAMBLE COMPANY (THE) CMN (742718109)	12/02/2011	10/08/2012	4 00	276 51	0 00	258 58	17 93
PROCTER & GAMBLE COMPANY (THE) CMN (742718109)	11/30/2011	10/08/2012	17 00	1,175 16	0 00	1,087 55	87 61
PROCTER & GAMBLE COMPANY (THE) CMN (742718109)	12/02/2011	10/09/2012	14 00	961 13	0 00	905 01	56 12
PROCTER & GAMBLE COMPANY (THE) CMN (742718109)	03/14/2012	10/10/2012	3 00	205 12	0 00	203 69	1 43
PROCTER & GAMBLE COMPANY (THE) CMN (742718109)	03/22/2012	10/10/2012	7 00	478 61	0 00	472 87	5 74
PROCTER & GAMBLE COMPANY (THE) CMN (742718109)	03/20/2012	10/10/2012	7 00	478 61	0 00	471 53	7 08
PROCTER & GAMBLE COMPANY (THE) CMN (742718109)	12/02/2011	10/10/2012	8 00	546 98	0 00	517 15	29 83
ARCHER DANIELS MIDLAND CO CMN (039483102)	03/13/2012	10/11/2012	6 00	168 31	0 00	192 78	(24 47)
PROCTER & GAMBLE COMPANY (THE) CMN (742718109)	03/22/2012	10/11/2012	1 00	67 92	0 00	67 55	0 37
PROCTER & GAMBLE COMPANY (THE) CMN (742718109)	04/04/2012	10/11/2012	9 00	611 28	0 00	606 45	4 83
APPLIED MATERIALS INC CMN (038222105)	01/17/2012	10/12/2012	14 00	152 74	0 00	165 28	(12 54)
ARCHER DANIELS MIDLAND CO CMN (039483102)	03/13/2012	10/12/2012	6 00	168 09	0 00	192 78	(24 69)

⁴ Basis may have been increased by accruals of market discount and/or original issue discount or decreased by premium amortization. This increase or decrease of basis assumes the investor has elected to include market discount in income currently and/or amortize premium currently. You should consult with your own tax advisor to determine your correct basis.

⁵ Sale Proceeds may have been adjusted by an option premium due to an option assignment.

Tax Year

2012

Legal Name

THE CAROLYN J AND ROBERT J

REALIZED GAINS AND LOSSES (Continued)*Supplemental Information Consult your Form 1099 for tax reporting purposes***SHORT-TERM GAINS (LOSSES)**

Description (Product Identifier)	Date Acquired or Sold Short	Date Sold or Covered	Quantity	Sale Proceeds ⁵	Total accretion (Amortization)	Cost Basis ⁴	Total Gain (Loss)
Covered Short-Term Gains (Losses)							
APPLIED MATERIALS INC CMN (038222105)	01/17/2012	10/15/2012	31 00	338 89	0 00	365 97	(27 08)
ARCHER DANIELS MIDLAND CO CMN (039483102)	03/13/2012	10/15/2012	3 00	84 28	0 00	96 39	(12 11)
APPLIED MATERIALS INC CMN (038222105)	01/17/2012	10/16/2012	48 00	538 54	0 00	566 66	(28 12)
ARCHER DANIELS MIDLAND CO CMN (039483102)	03/13/2012	10/16/2012	18 00	516 84	0 00	578 34	(61 50)
APPLIED MATERIALS INC CMN (038222105)	01/17/2012	10/17/2012	27 00	301 15	0 00	318 75	(17 60)
APPLIED MATERIALS INC CMN (038222105)	01/17/2012	10/18/2012	41 00	458 36	0 00	484 03	(25 67)
PHILLIPS 66 CMN (718546104)	05/03/2012	10/18/2012	8 00	368 44	0 00	253 35	115 09
PHILLIPS 66 CMN (718546104)	05/02/2012	10/18/2012	9 00	414 50	0 00	288 09	126 41
APPLIED MATERIALS INC CMN (038222105)	01/17/2012	10/19/2012	46 00	501 43	0 00	543 05	(41 62)
ARCHER DANIELS MIDLAND CO CMN (039483102)	03/13/2012	10/19/2012	10 00	286 08	0 00	321 30	(35 22)
PHILLIPS 66 CMN (718546104)	05/04/2012	10/19/2012	1 00	45 11	0 00	30 86	14 25
PHILLIPS 66 CMN (718546104)	05/03/2012	10/19/2012	10 00	451 10	0 00	316 69	134 41
APPLIED MATERIALS INC CMN (038222105)	01/17/2012	10/22/2012	37 00	402 24	0 00	436 80	(34 56)
ARCHER DANIELS MIDLAND CO CMN (039483102)	03/13/2012	10/22/2012	8 00	225 55	0 00	257 04	(31 49)
APPLIED MATERIALS INC CMN (038222105)	01/17/2012	10/23/2012	16 00	171 29	0 00	188 89	(17 60)
ARCHER DANIELS MIDLAND CO CMN (039483102)	03/13/2012	10/23/2012	10 00	273 11	0 00	321 30	(48 19)
APPLIED MATERIALS INC CMN (038222105)	01/17/2012	10/24/2012	31 00	332 80	0 00	365 97	(33 17)
ARCHER DANIELS MIDLAND CO CMN (039483102)	03/13/2012	10/24/2012	7 00	189 67	0 00	224 91	(35 24)
APPLIED MATERIALS INC CMN (038222105)	01/17/2012	10/25/2012	24 00	256 22	0 00	283 33	(27 11)
ARCHER DANIELS MIDLAND CO CMN (039483102)	03/13/2012	10/25/2012	3 00	80 86	0 00	96 39	(15 53)
APPLIED MATERIALS INC CMN (038222105)	01/17/2012	10/26/2012	7 00	74 43	0 00	82 64	(8 21)
ARCHER DANIELS MIDLAND CO CMN (039483102)	03/13/2012	10/26/2012	6 00	161 89	0 00	192 78	(30 89)
OCCIDENTAL PETROLEUM CORP CMN (674599105)	03/13/2012	10/26/2012	6 00	485 25	0 00	597 00	(111 75)
OCCIDENTAL PETROLEUM CORP CMN (674599105) Disallowed Loss							111 75
APPLIED MATERIALS INC CMN (038222105)	01/17/2012	10/31/2012	64 00	678 55	0 00	755 55	(77 00)

⁴ Basis may have been increased by accruals of market discount and/or original issue discount or decreased by premium amortization. This increase or decrease of basis assumes the investor has elected to include market discount in income currently and/or amortize premium currently. You should consult with your own tax advisor to determine your correct basis.

⁵ Sale Proceeds may have been adjusted by an option premium due to an option assignment.

Tax Year

Legal Name

2012

THE CAROLYN J AND ROBERT J

REALIZED GAINS AND LOSSES (Continued)*Supplemental Information Consult your Form 1099 for tax reporting purposes***SHORT-TERM GAINS (LOSSES)**

Description (Product Identifier)	Date Acquired or Sold Short	Date Sold or Covered	Quantity	Sale Proceeds ⁵	Total accretion (Amortization)	Cost Basis ⁴	Total Gain (Loss)
Covered Short-Term Gains (Losses)							
ARCHER DANIELS MIDLAND CO CMN (039483102)	03/13/2012	10/31/2012	14 00	372 58	0 00	449 82	(77 24)
OCCIDENTAL PETROLEUM CORP CMN (674599105)	03/13/2012	10/31/2012	9 00	711 23	0 00	895 50	(184 27)
OCCIDENTAL PETROLEUM CORP CMN (674599105) Disallowed Loss							163 80
WESTERN UNION COMPANY (THE) CMN (959802109)	03/13/2012	10/31/2012	99 00	1,270 10	0 00	1,792 89	(522 79)
APPLIED MATERIALS INC CMN (038222105)	01/17/2012	11/01/2012	48 00	520 15	0 00	566 66	(46 51)
ARCHER DANIELS MIDLAND CO CMN (039483102)	03/13/2012	11/01/2012	15 00	407 63	0 00	481 95	(74 32)
OCCIDENTAL PETROLEUM CORP CMN (674599105)	03/13/2012	11/01/2012	11 00	877 07	0 00	1,094 50	(217 43)
WESTERN UNION COMPANY (THE) CMN (959802109)	03/13/2012	11/01/2012	3 00	37 44	0 00	54 33	(16 89)
WESTERN UNION COMPANY (THE) CMN (959802109)	03/23/2012	11/01/2012	5 00	62 40	0 00	89 59	(27 19)
WESTERN UNION COMPANY (THE) CMN (959802109)	04/25/2012	11/01/2012	8 00	99 84	0 00	145 00	(45 16)
WESTERN UNION COMPANY (THE) CMN (959802109)	04/24/2012	11/01/2012	17 00	212 16	0 00	307 41	(95 25)
WESTERN UNION COMPANY (THE) CMN (959802109)	03/16/2012	11/01/2012	18 00	224 64	0 00	323 98	(99 34)
WESTERN UNION COMPANY (THE) CMN (959802109)	03/14/2012	11/01/2012	26 00	324 48	0 00	472 56	(148 08)
WESTERN UNION COMPANY (THE) CMN (959802109)	03/15/2012	11/01/2012	41 00	511 68	0 00	744 58	(232 90)
APPLIED MATERIALS INC CMN (038222105)	01/17/2012	11/02/2012	57 00	618 74	0 00	672 91	(54 17)
ARCHER DANIELS MIDLAND CO CMN (039483102)	03/13/2012	11/02/2012	8 00	216 42	0 00	257 04	(40 62)
ARCHER DANIELS MIDLAND CO CMN (039483102)	03/13/2012	11/05/2012	7 00	185 88	0 00	224 91	(39 03)
METLIFE, INC CMN (59156R108)	03/13/2012	11/05/2012	23 00	792 71	0 00	902 75	(110 04)
ARCHER DANIELS MIDLAND CO CMN (039483102)	03/13/2012	11/06/2012	19 00	506 73	0 00	610 47	(103 74)
BB&T CORPORATION CMN (054937107)	03/13/2012	11/06/2012	29 00	849 70	0 00	879 86	(30 16)
METLIFE, INC CMN (59156R108)	03/13/2012	11/06/2012	71 00	2,494 68	0 00	2,786 75	(292 07)
ARCHER DANIELS MIDLAND CO CMN (039483102)	03/13/2012	11/07/2012	7 00	181 80	0 00	224 91	(43 11)
ARCHER DANIELS MIDLAND CO CMN (039483102)	03/13/2012	11/08/2012	18 00	466 57	0 00	578 34	(111 77)
ARCHER DANIELS MIDLAND CO CMN (039483102)	03/13/2012	11/09/2012	11 00	281 51	0 00	353 43	(71 92)
PHILLIPS 66 CMN (718546104)	06/29/2012	11/09/2012	8 00	382 04	0 00	264 36	117 68

⁴ Basis may have been increased by accruals of market discount and/or original issue discount or decreased by premium amortization. This increase or decrease of basis assumes the investor has elected to include market discount in income currently and/or amortize premium currently. You should consult with your own tax advisor to determine your correct basis.

⁵ Sale Proceeds may have been adjusted by an option premium due to an option assignment.

Tax Year

2012

Legal Name

THE CAROLYN J AND ROBERT J

REALIZED GAINS AND LOSSES (Continued)*Supplemental Information Consult your Form 1099 for tax reporting purposes***SHORT-TERM GAINS (LOSSES)**

Description (Product Identifier)	Date Acquired or Sold Short	Date Sold or Covered	Quantity	Sale Proceeds ⁵	Total accretion (Amortization)	Cost Basis ⁴	Total Gain (Loss)
Covered Short-Term Gains (Losses)							
PHILLIPS 66 CMN (718546104)	05/04/2012	11/09/2012	11 00	525 31	0 00	339 45	185 86
PHILLIPS 66 CMN (718546104)	05/04/2012	11/09/2012	11 00	525 31	0 00	335 82	189 49
PHILLIPS 66 CMN (718546104)	05/07/2012	11/09/2012	13 00	620 82	0 00	387 68	233 14
PHILLIPS 66 CMN (718546104)	06/05/2012	11/09/2012	14 00	668 58	0 00	417 62	250 96
ARCHER DANIELS MIDLAND CO CMN (039483102)	03/13/2012	11/12/2012	7 00	176 91	0 00	224 91	(48 00)
ARCHER DANIELS MIDLAND CO CMN (039483102)	05/31/2012	11/12/2012	10 00	252 73	0 00	318 70	(65 97)
TIME WARNER INC CMN (887317303)	03/13/2012	11/12/2012	3 00	133 87	0 00	109 38	24 49
ARCHER DANIELS MIDLAND CO CMN (039483102)	05/31/2012	11/13/2012	3 00	74 79	0 00	95 61	(20 82)
ARCHER DANIELS MIDLAND CO CMN (039483102)	07/18/2012	11/13/2012	7 00	174 50	0 00	192 83	(18 33)
TIME WARNER INC CMN (887317303)	03/13/2012	11/13/2012	7 00	312 87	0 00	255 22	57 65
OCCIDENTAL PETROLEUM CORP CMN (674599105)	03/13/2012	11/15/2012	27 00	2,002 55	0 00	2,686 50	(683 95)
OCCIDENTAL PETROLEUM CORP CMN (674599105)	03/13/2012	11/16/2012	4 00	291 02	0 00	406 86	(115 84)
OCCIDENTAL PETROLEUM CORP CMN (674599105)	03/13/2012	11/16/2012	12 00	873 07	0 00	1,194 00	(320 93)
OCCIDENTAL PETROLEUM CORP CMN (674599105)	03/23/2012	11/19/2012	2 00	150 75	0 00	194 95	(44 20)
OCCIDENTAL PETROLEUM CORP CMN (674599105)	03/13/2012	11/19/2012	2 00	150 75	0 00	203 43	(52 68)
OCCIDENTAL PETROLEUM CORP CMN (674599105)	06/06/2012	11/19/2012	3 00	226 13	0 00	251 18	(25 05)
OCCIDENTAL PETROLEUM CORP CMN (674599105)	09/06/2012	11/19/2012	3 00	226 13	0 00	254 23	(28 10)
OCCIDENTAL PETROLEUM CORP CMN (674599105)	04/19/2012	11/19/2012	4 00	301 51	0 00	354 32	(52 81)
OCCIDENTAL PETROLEUM CORP CMN (674599105)	04/25/2012	11/19/2012	4 00	301 51	0 00	356 69	(55 18)
OCCIDENTAL PETROLEUM CORP CMN (674599105)	05/09/2012	11/19/2012	5 00	376 88	0 00	425 88	(49 00)
OCCIDENTAL PETROLEUM CORP CMN (674599105)	04/02/2012	11/19/2012	6 00	452 26	0 00	578 64	(126 38)
OCCIDENTAL PETROLEUM CORP CMN (674599105)	04/24/2012	11/19/2012	7 00	527 64	0 00	616 12	(88 48)
OCCIDENTAL PETROLEUM CORP CMN (674599105)	03/13/2012	11/19/2012	8 00	603 01	0 00	828 52	(225 51)
MONSANTO COMPANY CMN (61166W101)	03/13/2012	11/30/2012	1 00	91 39	0 00	79 20	12 19
MONSANTO COMPANY CMN (61166W101)	03/13/2012	12/20/2012	6 00	554 42	0 00	475 20	79 22

⁴ Basis may have been increased by accruals of market discount and/or original issue discount or decreased by premium amortization. This increase or decrease of basis assumes the investor has elected to include market discount in income currently and/or amortize premium currently. You should consult with your own tax advisor to determine your correct basis.

⁵ Sale Proceeds may have been adjusted by an option premium due to an option assignment.

Tax Year

2012

Legal Name

THE CAROLYN J AND ROBERT J

REALIZED GAINS AND LOSSES (Continued)*Supplemental Information Consult your Form 1099 for tax reporting purposes***SHORT-TERM GAINS (LOSSES)**

Description (Product Identifier)	Date Acquired or Sold Short	Date Sold or Covered	Quantity	Sale Proceeds ⁵	Total accretion (Amortization)	Cost Basis ⁴	Total Gain (Loss)
Covered Short-Term Gains (Losses)							
WELLS FARGO & CO (NEW) CMN (949746101)	03/13/2012	12/20/2012	16 00	556 76	0 00	531 20	25 56
Net Covered Short-Term Disallowed Losses							322.24
Net Covered Short-Term Gains (Losses)				293,460.49	0.00	277,838.53	15,944.20

LONG-TERM GAINS (LOSSES)

Description (Product Identifier)	Date Acquired or Sold Short	Date Sold or Covered	Quantity	Sale Proceeds ⁵	Total accretion (Amortization)	Cost Basis ⁴	Total Gain (Loss)
Covered Long-Term Gains (Losses)							
AES CORP CMN (00130H105)	03/01/2011	03/13/2012	45 00	597 08	0 00	576 93	20 15
PFIZER INC CMN (717081103)	04/06/2011	04/11/2012	46 00	1,013 52	0 00	941 62	71 90
PFIZER INC CMN (717081103)	04/06/2011	05/17/2012	3 00	67 92	0 00	61 41	6 51
MICROSOFT CORPORATION CMN (594918104)	03/03/2011	06/18/2012	68 00	2,027 57	0 00	1,789 11	238 46
MICROSOFT CORPORATION CMN (594918104)	03/03/2011	06/19/2012	7 00	216 08	0 00	184 17	31 91
MICROSOFT CORPORATION CMN (594918104)	04/06/2011	06/19/2012	15 00	463 03	0 00	388 95	74 08
MICROSOFT CORPORATION CMN (594918104)	03/09/2011	06/19/2012	55 00	1,697 78	0 00	1,419 73	278 05
PFIZER INC CMN (717081103)	04/06/2011	08/06/2012	30 00	728 59	0 00	614 10	114 49
PFIZER INC CMN (717081103)	04/06/2011	11/12/2012	53 00	1,274 46	0 00	1,084 91	189 55
MICROSOFT CORPORATION CMN (594918104)	04/06/2011	11/29/2012	33 00	893 52	0 00	855 69	37 83
MICROSOFT CORPORATION CMN (594918104)	04/06/2011	12/04/2012	98 00	2,588 13	0 00	2,541 14	46 99
MICROSOFT CORPORATION CMN (594918104)	04/06/2011	12/05/2012	57 00	1,501 80	0 00	1,478 01	23 79
MICROSOFT CORPORATION CMN (594918104)	04/06/2011	12/07/2012	22 00	580 34	0 00	570 46	9 88
MICROSOFT CORPORATION CMN (594918104)	04/06/2011	12/10/2012	42 00	1,129 87	0 00	1,089 06	40 81
Net Covered Long-Term Gains (Losses)				14,779.69	0.00	13,595.29	1,184.40
NonCovered Long-Term Gains (Losses)							
AES CORP CMN (00130H105)	03/26/2010	03/13/2012	4 00	53 07	0 00	43 39	9 68

⁴ Basis may have been increased by accruals of market discount and/or original issue discount or decreased by premium amortization. This increase or decrease of basis assumes the investor has elected to include market discount in income currently and/or amortize premium currently. You should consult with your own tax advisor to determine your correct basis.

⁵ Sale Proceeds may have been adjusted by an option premium due to an option assignment.

Tax Year

2012

Legal Name

THE CAROLYN J AND ROBERT J

REALIZED GAINS AND LOSSES (Continued)*Supplemental Information Consult your Form 1099 for tax reporting purposes***LONG-TERM GAINS (LOSSES)**

Description (Product Identifier)	Date Acquired or Sold Short	Date Sold or Covered	Quantity	Sale Proceeds ⁵	Total accretion (Amortization)	Cost Basis ⁴	Total Gain (Loss)
NonCovered Long-Term Gains (Losses)							
AES CORP CMN (00130H105)	10/29/2009	03/13/2012	11 00	145 95	0 00	145 54	0 41
AES CORP CMN (00130H105)	11/06/2009	03/13/2012	53 00	703 22	0 00	745 12	(41 90)
AES CORP CMN (00130H105)	10/30/2009	03/13/2012	57 00	756 30	0 00	745 98	10 32
AES CORP CMN (00130H105)	11/23/2009	03/13/2012	65 00	862 44	0 00	834 63	27 81
AES CORP CMN (00130H105)	05/21/2010	03/13/2012	66 00	875 71	0 00	625 13	250 58
AES CORP CMN (00130H105)	05/10/2010	03/13/2012	68 00	902 25	0 00	716 75	185 50
AES CORP CMN (00130H105)	06/30/2010	03/13/2012	74 00	981 86	0 00	695 54	286 32
AES CORP CMN (00130H105)	06/25/2010	03/13/2012	78 00	1,034 93	0 00	768 32	266 61
AES CORP CMN (00130H105)	03/10/2010	03/13/2012	82 00	1,088 01	0 00	925 91	162 10
AES CORP CMN (00130H105)	01/11/2010	03/13/2012	85 00	1,127 81	0 00	1,178 61	(50 80)
AES CORP CMN (00130H105)	04/14/2010	03/13/2012	91 00	1,207 42	0 00	1,048 46	158 96
AES CORP CMN (00130H105)	03/05/2010	03/13/2012	96 00	1,273 76	0 00	1,107 81	165 95
AES CORP CMN (00130H105)	03/11/2010	03/13/2012	104 00	1,379 91	0 00	1,189 33	190 58
AES CORP CMN (00130H105)	05/26/2010	03/13/2012	110 00	1,459 52	0 00	1,094 57	364 95
AES CORP CMN (00130H105)	02/09/2010	03/13/2012	173 00	2,295 43	0 00	2,104 56	190 87
AES CORP CMN (00130H105)	06/19/2009	03/13/2012	602 00	7,987 55	0 00	5,887 56	2,099 99
MICROSOFT CORPORATION CMN (594918104)	09/10/2010	03/13/2012	23 00	747 95	0 00	548 49	199 46
MICROSOFT CORPORATION CMN (594918104)	07/30/2009	03/13/2012	28 00	910 54	0 00	673 34	237 20
MICROSOFT CORPORATION CMN (594918104)	11/02/2009	03/13/2012	35 00	1,138 18	0 00	975 36	162 82
MICROSOFT CORPORATION CMN (594918104)	01/29/2010	03/13/2012	38 00	1,235 74	0 00	1,080 96	154 78
MICROSOFT CORPORATION CMN (594918104)	06/30/2010	03/13/2012	41 00	1,333 30	0 00	960 38	372 92
MICROSOFT CORPORATION CMN (594918104)	10/29/2009	03/13/2012	41 00	1,333 30	0 00	1,156 48	176 82
MICROSOFT CORPORATION CMN (594918104)	08/06/2009	03/13/2012	47 00	1,528 41	0 00	1,106 85	421 56
MICROSOFT CORPORATION CMN (594918104)	09/09/2010	03/13/2012	58 00	1,886 13	0 00	1,399 93	486 20
MICROSOFT CORPORATION CMN (594918104)	08/21/2009	03/13/2012	71 00	2,308 88	0 00	1,708 65	600 23

⁴ Basis may have been increased by accruals of market discount and/or original issue discount or decreased by premium amortization. This increase or decrease of basis assumes the investor has elected to include market discount in income currently and/or amortize premium currently. You should consult with your own tax advisor to determine your correct basis.

⁵ Sale Proceeds may have been adjusted by an option premium due to an option assignment.

Tax Year
2012

Legal Name
THE CAROLYN J AND ROBERT J

REALIZED GAINS AND LOSSES (Continued)

Supplemental Information Consult your Form 1099 for tax reporting purposes

LONG-TERM GAINS (LOSSES)

Description (Product Identifier)	Date Acquired or Sold Short	Date Sold or Covered	Quantity	Sale Proceeds ⁵	Total accretion (Amortization)	Cost Basis ⁴	Total Gain (Loss)
NonCovered Long-Term Gains (Losses)							
MICROSOFT CORPORATION CMN (594918104)	03/10/2010	03/13/2012	76 00	2,471 48	0 00	2,201 03	270 45
MICROSOFT CORPORATION CMN (594918104)	06/14/2010	03/13/2012	85 00	2,764 15	0 00	2,184 31	579 84
MICROSOFT CORPORATION CMN (594918104)	08/13/2009	03/13/2012	137 00	4,455 16	0 00	3,240 65	1,214 51
PFIZER INC CMN (717081103)	06/19/2009	03/13/2012	43 00	947 49	0 00	654 28	293 21
PFIZER INC CMN (717081103)	11/02/2009	03/13/2012	49 00	1,079 70	0 00	833 48	246 22
PFIZER INC CMN (717081103)	07/14/2010	03/13/2012	67 00	1,476 32	0 00	991 49	484 83
PFIZER INC CMN (717081103)	03/24/2010	03/13/2012	74 00	1,630 56	0 00	1,303 11	327 45
PFIZER INC CMN (717081103)	05/04/2010	03/13/2012	75 00	1,652 60	0 00	1,295 38	357 22
PFIZER INC CMN (717081103)	03/23/2010	03/13/2012	86 00	1,894 98	0 00	1,497 82	397 16
PFIZER INC CMN (717081103)	06/23/2009	03/13/2012	87 00	1,917 01	0 00	1,278 68	638 33
MICROSOFT CORPORATION CMN (594918104)	09/10/2010	03/29/2012	9 00	287 46	0 00	214 63	72 83
MICROSOFT CORPORATION CMN (594918104)	09/10/2010	06/18/2012	19 00	566 52	0 00	453 10	113 42
Net NonCovered Long-Term Gains (Losses)				57,701.00	0.00	45,615.61	12,085.39

⁴ Basis may have been increased by accruals of market discount and/or original issue discount or decreased by premium amortization. This increase or decrease of basis assumes the investor has elected to include market discount in income currently and/or amortize premium currently. You should consult with your own tax advisor to determine your correct basis.

⁵ Sale Proceeds may have been adjusted by an option premium due to an option assignment.



Realized and unrealized gains and loss values do not include securities for which cost basis is unavailable. The recognition of any loss reflected herein may be disallowed or deferred by the application of capital loss limitations, wash sale rules or other special tax rules, and you are strongly urged to consult your own outside tax and other advisors about this and all tax-related matters addressed in any way herein. All information regarding the cost basis and acquisition dates of securities that you acquired elsewhere and that were subsequently delivered into your Goldman Sachs account(s) were provided by you and/or a third party and Goldman Sachs makes no representation as to the accuracy and completeness of such information and it should not be relied upon as such.

THE CAROLYN J. AND ROBERT J.
ALLISON, JR. FAMILY FOUNDATION

	PAGE
ALLISON FAMILY FOUNDATION - HERNDON LCV	79
REALIZED GAINS AND LOSSES	80

Your Goldman Sachs Team
Investment Professionals
Dush Pathmanandam
Client Analysts
Michael DeJulio
Alex Wisniewski
Rachel McCracken
John White
Team Assistants
Shirley Segarra

Goldman, Sachs & Co
25 British American Blvd
Latham, NY 12110

Kelly A Anderson, Region Head
518-640-5505

For any inquiries regarding data contained within this report, please contact your
Private Wealth Management Team, or the Tax Reporting Helpline at 888-350-2857

www.goldman.com

Report Date Apr 23, 2013

THE CAROLYN J AND ROBERT J
ALLISON, JR FAMILY FOUNDATION
C/O ANADARKO PETROLEUM CORP
PO BOX 1330
HOUSTON TX 77251-1330



Tax Year Account No Legal Name
2012 **680** **THE CAROLYN J AND ROBERT J**

REALIZED GAINS AND LOSSES

Supplemental Information Consult your Form 1099 for tax reporting purposes

REALIZED GAIN AND LOSS SUMMARY

SHORT-TERM GAINS (LOSSES)		LONG-TERM GAINS (LOSSES)		ORDINARY GAINS (LOSSES)	
Net Covered Short Term Gains (Losses)	22,080.69	Net Covered Long Term Gains (Losses)	545.89	Net Ordinary Gains (Losses)	0.00
Net NonCovered Short Term Gains (Losses)	0.00	Net NonCovered Long Term Gains (Losses)	7,520.26		
Net 1099B Non Reportable Short Term Gains (Losses)	0.00	Net 1099B Non Reportable Long Term Gains (Losses)	0.00		
Net Miscellaneous Short Term Gains (Losses)	0.00	Net Miscellaneous Long Term Gains (Losses)	0.00	Net Miscellaneous Ordinary Gains (Losses)	0.00
Net Regulated Futures Contract Short Term Gains (Losses)	0.00	Net Regulated Futures Contract Long Term Gains (Losses)	0.00		
Total Short-Term Gains (Losses)	22,080.69	Total Long-Term Gains (Losses)	8,066.15	Total Ordinary Gains (Losses)	0.00

SHORT-TERM GAINS (LOSSES)

Description (Product Identifier)	Date Acquired or Sold Short	Date Sold or Covered	Quantity	Sale Proceeds ⁵	Total accretion (Amortization)	Cost Basis ⁴	Total Gain (Loss)
Covered Short-Term Gains (Losses)							
ABBOTT LABORATORIES CMN (002824100)	04/06/2011	03/13/2012	150.00	8,759.84	0.00	7,527.00	1,232.84
CHARLES SCHWAB CORPORATION CMN (808513105)	01/17/2012	03/13/2012	2,500.00	35,374.36	0.00	30,891.25	4,483.11
CITIGROUP INC CMN (172967424)	01/17/2012	03/13/2012	1,100.00	38,844.26	0.00	32,428.00	6,416.26
EXELON CORPORATION CMN (30161N101)	01/17/2012	03/13/2012	77.00	3,057.61	0.00	3,106.93	(49.32)
EXELON CORPORATION CMN (30161N101)	01/17/2012	03/13/2012	187.00	7,425.63	0.00	7,540.14	(114.51)
GENERAL MOTORS COMPANY CMN (37045V100)	01/17/2012	03/13/2012	1,300.00	33,319.44	0.00	31,872.10	1,447.34
LIFE TECHNOLOGIES CORPORATION CMN (53217V109)	12/01/2011	03/13/2012	7.00	321.85	0.00	273.32	48.53
LIFE TECHNOLOGIES CORPORATION CMN (53217V109)	12/02/2011	03/13/2012	21.00	965.56	0.00	827.34	138.22
LIFE TECHNOLOGIES CORPORATION CMN (53217V109)	12/09/2011	03/13/2012	23.00	1,057.52	0.00	915.46	142.06
LIFE TECHNOLOGIES CORPORATION CMN (53217V109)	12/06/2011	03/13/2012	39.00	1,793.19	0.00	1,556.02	237.17
LIFE TECHNOLOGIES CORPORATION CMN (53217V109)	12/07/2011	03/13/2012	42.00	1,931.13	0.00	1,665.51	265.62
LIFE TECHNOLOGIES CORPORATION CMN (53217V109)	12/08/2011	03/13/2012	44.00	2,023.08	0.00	1,731.92	291.16
LIFE TECHNOLOGIES CORPORATION CMN (53217V109)	12/14/2011	03/13/2012	64.00	2,942.67	0.00	2,451.56	491.11
LIFE TECHNOLOGIES CORPORATION CMN (53217V109)	12/16/2011	03/13/2012	65.00	2,988.65	0.00	2,530.62	458.03
LIFE TECHNOLOGIES CORPORATION CMN (53217V109)	12/12/2011	03/13/2012	71.00	3,264.52	0.00	2,735.21	529.31
LIFE TECHNOLOGIES CORPORATION CMN (53217V109)	12/13/2011	03/13/2012	75.00	3,448.44	0.00	2,899.25	549.19

⁴ Basis may have been increased by accruals of market discount and/or original issue discount or decreased by premium amortization. This increase or decrease of basis assumes the investor has elected to include market discount in income currently and/or amortize premium currently. You should consult with your own tax advisor to determine your correct basis.

⁵ Sale Proceeds may have been adjusted by an option premium due to an option assignment.



Realized and unrealized gains and loss values do not include securities for which cost basis is unavailable. The recognition of any loss reflected herein may be disallowed or deferred by the application of capital loss limitations, wash sale rules or other special tax rules, and you are strongly urged to consult your own outside tax and other advisors about this and all tax-related matters addressed in any way herein. All information regarding the cost basis and acquisition dates of securities that you acquired elsewhere and that were subsequently delivered into your Goldman Sachs account(s) were provided by you and/or a third party and Goldman Sachs makes no representation as to the accuracy and completeness of such information and it should not be relied upon as such.

Tax Year

2012

Legal Name

THE CAROLYN J AND ROBERT J

REALIZED GAINS AND LOSSES (Continued)*Supplemental Information Consult your Form 1099 for tax reporting purposes***SHORT-TERM GAINS (LOSSES)**

Description (Product Identifier)	Date Acquired or Sold Short	Date Sold or Covered	Quantity	Sale Proceeds ⁵	Total accretion (Amortization)	Cost Basis ⁴	Total Gain (Loss)
Covered Short-Term Gains (Losses)							
LIFE TECHNOLOGIES CORPORATION CMN (53217V109)	12/05/2011	03/13/2012	96 00	4,414 00	0 00	3,830 97	583 03
LIFE TECHNOLOGIES CORPORATION CMN (53217V109)	11/23/2011	03/13/2012	203 00	9,333 77	0 00	7,472 92	1,860 85
NEWMONT MINING CORPORATION CMN (651639106)	02/23/2012	03/13/2012	95 00	5,273 97	0 00	6,080 25	(806 28)
NEWMONT MINING CORPORATION CMN (651639106)	02/27/2012	03/13/2012	192 00	10,658 98	0 00	11,910 55	(1,251 57)
SYMANTEC CORP CMN (871503108)	01/17/2012	03/13/2012	1,700 00	30,356 01	0 00	27,615 65	2,740 36
TIME WARNER INC CMN (887317303)	06/21/2011	03/13/2012	44 00	1,603 38	0 00	1,574 58	28 80
TIME WARNER INC CMN (887317303)	08/12/2011	03/13/2012	54 00	1,967 78	0 00	1,619 36	348 42
TIME WARNER INC CMN (887317303)	04/06/2011	03/13/2012	223 00	8,126 19	0 00	8,028 00	98 19
WEATHERFORD INTERNATIONAL LTD CMN (H27013103)	02/21/2012	03/13/2012	201 00	3,281 27	0 00	3,143 68	137 59
WEATHERFORD INTERNATIONAL LTD CMN (H27013103)	02/22/2012	03/13/2012	591 00	9,647 90	0 00	9,303 88	344 02
WEATHERFORD INTERNATIONAL LTD CMN (H27013103)	01/17/2012	03/13/2012	1,100 00	17,957 17	0 00	16,976 96	980 21
ACCENTURE PLC CMN (G1151C101)	03/13/2012	03/20/2012	46 00	2,897 47	0 00	2,833 10	64 37
WINDSTREAM CORPORATION CMN (97381W104)	03/13/2012	03/20/2012	108 00	1,299 38	0 00	1,313 06	(13 68)
WINDSTREAM CORPORATION CMN (97381W104)	03/13/2012	03/21/2012	112 00	1,348 77	0 00	1,361 70	(12 93)
WINDSTREAM CORPORATION CMN (97381W104)	03/13/2012	03/22/2012	111 00	1,331 80	0 00	1,349 54	(17 74)
FEDERATED INVESTORS, INC CMN CLASS B (314211103)	03/13/2012	03/23/2012	96 00	2,195 03	0 00	2,004 58	190 45
WINDSTREAM CORPORATION CMN (97381W104)	03/13/2012	03/23/2012	115 00	1,370 55	0 00	1,398 17	(27 62)
AFLAC INCORPORATED CMN (001055102)	03/13/2012	03/26/2012	54 00	2,515 69	0 00	2,447 89	67 80
EATON VANCE CORP (NON-VTG) CMN (278265103)	03/13/2012	03/26/2012	87 00	2,529 05	0 00	2,459 71	69 34
WADDELL & REED FIN , INC CLASS A COMMON (930059100)	03/13/2012	03/26/2012	80 00	2,625 01	0 00	2,544 81	80 20
WINDSTREAM CORPORATION CMN (97381W104)	03/13/2012	03/26/2012	110 00	1,312 16	0 00	1,337 38	(25 22)
ACCENTURE PLC CMN (G1151C101)	03/13/2012	04/16/2012	51 00	3,166 89	0 00	3,141 05	25 84
WATERS CORPORATION COMMON STOCK (941848103)	03/13/2012	04/16/2012	5 00	435 13	0 00	458 95	(23 82)
WATERS CORPORATION COMMON STOCK (941848103)	03/13/2012	04/17/2012	9 00	797 59	0 00	826 11	(28 52)
WATERS CORPORATION COMMON STOCK (941848103)	03/13/2012	04/18/2012	6 00	530 25	0 00	550 74	(20 49)

⁴ Basis may have been increased by accruals of market discount and/or original issue discount or decreased by premium amortization. This increase or decrease of basis assumes the investor has elected to include market discount in income currently and/or amortize premium currently. You should consult with your own tax advisor to determine your correct basis.

⁵ Sale Proceeds may have been adjusted by an option premium due to an option assignment.

**Goldman
Sachs**

Realized and unrealized gains and loss values do not include securities for which cost basis is unavailable. The recognition of any loss reflected herein may be disallowed or deferred by the application of capital loss limitations, wash sale rules or other special tax rules, and you are strongly urged to consult your own outside tax and other advisors about this and all tax-related matters addressed in any way herein. All information regarding the cost basis and acquisition dates of securities that you acquired elsewhere and that were subsequently delivered into your Goldman Sachs account(s) were provided by you and/or a third party and Goldman Sachs makes no representation as to the accuracy and completeness of such information and it should not be relied upon as such.

Tax Year

Legal Name

2012

THE CAROLYN J AND ROBERT J

REALIZED GAINS AND LOSSES (Continued)*Supplemental Information Consult your Form 1099 for tax reporting purposes***SHORT-TERM GAINS (LOSSES)**

Description (Product Identifier)	Date Acquired or Sold Short	Date Sold or Covered	Quantity	Sale Proceeds ⁵	Total accretion (Amortization)	Cost Basis ⁴	Total Gain (Loss)
Covered Short-Term Gains (Losses)							
WATERS CORPORATION COMMON STOCK (941848103)	03/13/2012	04/19/2012	6 00	527 78	0 00	550 74	(22 96)
WATERS CORPORATION COMMON STOCK (941848103)	03/13/2012	04/20/2012	7 00	622 41	0 00	642 53	(20 12)
MARATHON OIL CORPORATION CMN (565849106)	03/13/2012	05/07/2012	107 00	2,822 66	0 00	3,604 62	(781 96)
MICROSOFT CORPORATION CMN (594918104)	03/13/2012	05/07/2012	98 00	3,012 27	0 00	3,168 06	(155 79)
TJX COMPANIES INC (NEW) CMN (872540109)	03/13/2012	05/07/2012	69 00	2,872 29	0 00	2,614 99	257 30
COPA HOLDINGS, S A CMN CLASS A (P31076105)	03/13/2012	05/08/2012	6 00	471 98	0 00	439 84	32 14
MARATHON OIL CORPORATION CMN (565849106)	03/13/2012	05/08/2012	112 00	2,898 52	0 00	3,773 06	(874 54)
COPA HOLDINGS, S A CMN CLASS A (P31076105)	03/13/2012	05/09/2012	9 00	696 76	0 00	659 76	37 00
COPA HOLDINGS, S A CMN CLASS A (P31076105)	03/13/2012	05/10/2012	10 00	849 47	0 00	733 06	116 41
COPA HOLDINGS, S A CMN CLASS A (P31076105)	03/13/2012	05/11/2012	14 00	1,187 36	0 00	1,026 29	161 07
WATERS CORPORATION COMMON STOCK (941848103)	03/13/2012	05/21/2012	12 00	989 56	0 00	1,101 48	(111 92)
WATERS CORPORATION COMMON STOCK (941848103)	03/13/2012	05/22/2012	11 00	922 87	0 00	1,009 69	(86 82)
WATERS CORPORATION COMMON STOCK (941848103)	03/13/2012	05/23/2012	11 00	895 55	0 00	1,009 69	(114 14)
CF INDUSTRIES HOLDINGS, INC CMN (125269100)	03/13/2012	05/24/2012	8 00	1,339 66	0 00	1,452 04	(112 38)
CF INDUSTRIES HOLDINGS, INC CMN (125269100) Disallowed Loss							84 28
CLIFFS NATURAL RESOURCES INC CMN (18683K101)	03/13/2012	05/24/2012	21 00	1,043 25	0 00	1,351 16	(307 91)
CLIFFS NATURAL RESOURCES INC CMN (18683K101) Disallowed Loss							307 91
CAMPBELL SOUP CO CMN (134429109)	04/18/2012	05/30/2012	19 00	609 37	0 00	639 80	(30 43)
CAMPBELL SOUP CO CMN (134429109)	04/19/2012	05/30/2012	19 00	609 37	0 00	641 15	(31 78)
CAMPBELL SOUP CO CMN (134429109)	04/16/2012	05/30/2012	23 00	737 65	0 00	766 04	(28 39)
CAMPBELL SOUP CO CMN (134429109)	04/17/2012	05/30/2012	30 00	962 16	0 00	1,009 05	(46 89)
GILEAD SCIENCES CMN (375558103)	03/13/2012	05/30/2012	29 00	1,465 53	0 00	1,333 71	131 82
KELLOGG COMPANY CMN (487836108)	03/13/2012	05/30/2012	57 00	2,827 27	0 00	2,998 89	(171 62)
WATERS CORPORATION COMMON STOCK (941848103)	03/13/2012	05/30/2012	20 00	1,616 18	0 00	1,835 80	(219 62)
APPLE, INC CMN (037833100)	03/13/2012	06/27/2012	5 00	2,869 39	0 00	2,795 65	73 74

⁴ Basis may have been increased by accruals of market discount and/or original issue discount or decreased by premium amortization. This increase or decrease of basis assumes the investor has elected to include market discount in income currently and/or amortize premium currently. You should consult with your own tax advisor to determine your correct basis.

⁵ Sale Proceeds may have been adjusted by an option premium due to an option assignment.

Tax Year

Legal Name

2012

THE CAROLYN J AND ROBERT J

REALIZED GAINS AND LOSSES (Continued)*Supplemental Information Consult your Form 1099 for tax reporting purposes***SHORT-TERM GAINS (LOSSES)**

Description (Product Identifier)	Date Acquired or Sold Short	Date Sold or Covered	Quantity	Sale Proceeds ⁵	Total accretion (Amortization)	Cost Basis ⁴	Total Gain (Loss)
Covered Short-Term Gains (Losses)							
CORE LABORATORIES N V CMN (N22717107)	03/13/2012	06/27/2012	5 00	571 61	0 00	639 05	(67 44)
EXXON MOBIL CORPORATION CMN (30231G102)	03/13/2012	06/27/2012	35 00	2,913 78	0 00	3,007 55	(93 77)
HARRIS CORP CMN (413875105)	05/21/2012	06/27/2012	6 00	249 44	0 00	236 41	13 03
KELLOGG COMPANY CMN (487836108)	03/13/2012	06/27/2012	11 00	535 14	0 00	578 73	(43 59)
ROSS STORES,INC CMN (778296103)	03/13/2012	06/27/2012	17 00	1,080 79	0 00	960 18	120 61
CORE LABORATORIES N V CMN (N22717107)	03/13/2012	06/28/2012	15 00	1,677 15	0 00	1,917 15	(240 00)
HARRIS CORP CMN (413875105)	05/23/2012	06/28/2012	8 00	326 84	0 00	317 49	9 35
HARRIS CORP CMN (413875105)	05/21/2012	06/28/2012	9 00	367 69	0 00	354 61	13 08
HARRIS CORP CMN (413875105)	05/22/2012	06/28/2012	14 00	571 96	0 00	554 50	17 46
KELLOGG COMPANY CMN (487836108)	03/13/2012	06/28/2012	15 00	730 39	0 00	789 18	(58 79)
ROSS STORES,INC CMN (778296103)	03/13/2012	06/28/2012	23 00	1,402 32	0 00	1,299 07	103 25
AFLAC INCORPORATED CMN (001055102)	03/13/2012	06/29/2012	7 00	296 99	0 00	317 32	(20 33)
AFLAC INCORPORATED CMN (001055102) Disallowed Loss							20 33
CBOE HOLDINGS, INC CMN (12503M108)	03/21/2012	06/29/2012	3 00	83 18	0 00	86 65	(3 47)
CBOE HOLDINGS, INC CMN (12503M108)	03/20/2012	06/29/2012	23 00	637 71	0 00	658 77	(21 06)
CORE LABORATORIES N V CMN (N22717107)	03/13/2012	06/29/2012	8 00	921 61	0 00	1,022 48	(100 87)
DISCOVER FINANCIAL SERVICES CMN (254709108)	03/20/2012	06/29/2012	25 00	858 33	0 00	800 05	58 28
EATON VANCE CORP (NON-VTG) CMN (278265103)	03/13/2012	06/29/2012	19 00	508 30	0 00	537 18	(28 88)
FEDERATED INVESTORS, INC CMN CLASS B (314211103)	03/13/2012	06/29/2012	26 00	559 55	0 00	542 91	16 64
HARRIS CORP CMN (413875105)	05/23/2012	06/29/2012	15 00	627 39	0 00	595 29	32 10
KELLOGG COMPANY CMN (487836108)	03/13/2012	06/29/2012	16 00	788 74	0 00	841 79	(53 05)
ROSS STORES,INC CMN (778296103)	03/13/2012	06/29/2012	23 00	1,436 44	0 00	1,299 07	137 37
WADDELL & REED FIN , INC CLASS A COMMON (930059100)	03/13/2012	06/29/2012	14 00	420 54	0 00	445 34	(24 80)
CORE LABORATORIES N V CMN (N22717107)	03/13/2012	07/02/2012	25 00	2,833 36	0 00	3,195 25	(361 89)
HARRIS CORP CMN (413875105)	05/23/2012	07/02/2012	15 00	622 64	0 00	595 30	27 34

⁴ Basis may have been increased by accruals of market discount and/or original issue discount or decreased by premium amortization. This increase or decrease of basis assumes the investor has elected to include market discount in income currently and/or amortize premium currently. You should consult with your own tax advisor to determine your correct basis.

⁵ Sale Proceeds may have been adjusted by an option premium due to an option assignment.

Tax Year

2012

Legal Name

THE CAROLYN J AND ROBERT J

REALIZED GAINS AND LOSSES (Continued)*Supplemental Information Consult your Form 1099 for tax reporting purposes***SHORT-TERM GAINS (LOSSES)**

Description (Product Identifier)	Date Acquired or Sold Short	Date Sold or Covered	Quantity	Sale Proceeds ⁵	Total accretion (Amortization)	Cost Basis ⁴	Total Gain (Loss)
Covered Short-Term Gains (Losses)							
KELLOGG COMPANY CMN (487836108)	03/13/2012	07/02/2012	16 00	789 06	0 00	841 79	(52 73)
ROSS STORES,INC CMN (778296103)	03/13/2012	07/02/2012	23 00	1,452 79	0 00	1,299 07	153 72
CORE LABORATORIES N V CMN (N22717107)	03/13/2012	07/03/2012	6 00	694 51	0 00	766 86	(72 35)
COLGATE-PALMOLIVE CO CMN (194162103)	03/13/2012	07/16/2012	39 00	4,089 09	0 00	3,701 49	387 60
KELLOGG COMPANY CMN (487836108)	03/13/2012	07/16/2012	26 00	1,262 77	0 00	1,367 92	(105 15)
DIAMOND OFFSHORE DRILLING, INC CMN (25271C102)	03/13/2012	07/23/2012	22 00	1,425 45	0 00	1,527 84	(102 39)
DIAMOND OFFSHORE DRILLING, INC CMN (25271C102)	03/13/2012	07/24/2012	23 00	1,469 48	0 00	1,597 29	(127 81)
AFLAC INCORPORATED CMN (001055102)	03/13/2012	07/30/2012	25 00	1,094 26	0 00	1,133 28	(39 02)
CBOE HOLDINGS, INC CMN (12503M108)	03/21/2012	07/30/2012	14 00	400 30	0 00	404 35	(4 05)
DIAMOND OFFSHORE DRILLING, INC CMN (25271C102)	03/13/2012	07/30/2012	41 00	2,717 71	0 00	2,847 35	(129 64)
DISCOVER FINANCIAL SERVICES CMN (254709108)	03/20/2012	07/30/2012	29 00	1,053 60	0 00	928 06	125 54
EATON VANCE CORP (NON-VTG) CMN (278265103)	03/13/2012	07/30/2012	33 00	882 25	0 00	932 99	(50 74)
FEDERATED INVESTORS, INC CMN CLASS B (314211103)	03/13/2012	07/30/2012	33 00	659 33	0 00	689 07	(29 74)
HARRIS CORP CMN (413875105)	05/23/2012	07/30/2012	5 00	211 85	0 00	198 43	13 42
HARRIS CORP CMN (413875105)	05/30/2012	07/30/2012	21 00	889 78	0 00	831 60	58 18
HARRIS CORP CMN (413875105)	05/31/2012	07/30/2012	25 00	1,059 26	0 00	991 41	67 85
HARRIS CORP CMN (413875105)	06/01/2012	07/30/2012	25 00	1,059 26	0 00	981 65	77 61
WADDELL & REED FIN , INC CLASS A COMMON (930059100)	03/13/2012	07/30/2012	30 00	890 74	0 00	954 30	(63 56)
CBOE HOLDINGS, INC CMN (12503M108)	03/22/2012	07/31/2012	1 00	28 42	0 00	29 05	(0 63)
CBOE HOLDINGS, INC CMN (12503M108)	03/21/2012	07/31/2012	18 00	511 57	0 00	519 88	(8 31)
CF INDUSTRIES HOLDINGS, INC CMN (125269100)	03/13/2012	08/03/2012	9 00	1,836 46	0 00	1,633 54	202 92
CLIFFS NATURAL RESOURCES INC CMN (18683K101)	03/13/2012	08/03/2012	32 00	1,358 10	0 00	2,058 91	(700 81)
CLIFFS NATURAL RESOURCES INC CMN (18683K101)	03/13/2012	08/06/2012	37 00	1,584 30	0 00	2,380 62	(796 32)
RPC INC CMN (749660106)	03/13/2012	08/06/2012	42 00	594 60	0 00	442 26	152 34
RPC INC CMN (749660106)	03/13/2012	08/07/2012	42 00	582 26	0 00	442 26	140 00

⁴ Basis may have been increased by accruals of market discount and/or original issue discount or decreased by premium amortization. This increase or decrease of basis assumes the investor has elected to include market discount in income currently and/or amortize premium currently. You should consult with your own tax advisor to determine your correct basis.

⁵ Sale Proceeds may have been adjusted by an option premium due to an option assignment.

Tax Year

2012

Legal Name

THE CAROLYN J AND ROBERT J

REALIZED GAINS AND LOSSES (Continued)*Supplemental Information Consult your Form 1099 for tax reporting purposes***SHORT-TERM GAINS (LOSSES)**

Description (Product Identifier)	Date Acquired or Sold Short	Date Sold or Covered	Quantity	Sale Proceeds ⁵	Total accretion (Amortization)	Cost Basis ⁴	Total Gain (Loss)
Covered Short-Term Gains (Losses)							
CF INDUSTRIES HOLDINGS, INC CMN (125269100)	03/13/2012	08/08/2012	4 00	836 34	0 00	726 02	110 32
KRONOS WORLDWIDE INC CMN (50105F105)	07/30/2012	08/08/2012	56 00	1,011 43	0 00	910 69	100 74
NEWMARKET CORP CMN (651587107)	07/30/2012	08/08/2012	2 00	492 93	0 00	461 67	31 26
NEWMARKET CORP CMN (651587107)	08/01/2012	08/08/2012	2 00	492 93	0 00	463 99	28 94
RPC INC CMN (749660106)	03/13/2012	08/08/2012	42 00	566 70	0 00	442 26	124 44
WALTER ENERGY INC CMN (93317Q105)	07/30/2012	08/08/2012	24 00	881 74	0 00	820 29	61 45
RPC INC CMN (749660106)	05/08/2012	08/09/2012	25 00	328 12	0 00	269 28	58 84
RPC INC CMN (749660106)	03/13/2012	08/09/2012	60 00	787 48	0 00	631 80	155 68
WALTER ENERGY INC CMN (93317Q105)	08/03/2012	08/13/2012	26 00	975 04	0 00	948 49	26 55
WALTER ENERGY INC CMN (93317Q105)	07/30/2012	08/13/2012	64 00	2,400 08	0 00	2,187 43	212 65
MICROSOFT CORPORATION CMN (594918104)	03/13/2012	08/27/2012	50 00	1,540 51	0 00	1,616 36	(75 85)
MICROSOFT CORPORATION CMN (594918104) Disallowed Loss							75 85
MICROSOFT CORPORATION CMN (594918104)	03/13/2012	08/28/2012	51 00	1,565 73	0 00	1,648 68	(82 95)
MICROSOFT CORPORATION CMN (594918104) Disallowed Loss							79 70
EXPRESS SCRIPTS HOLDINGS CMN (30219G108)	03/13/2012	09/10/2012	48 00	2,983 30	0 00	2,581 70	401 60
VALERO ENERGY CORPORATION CMN (91913Y100)	03/13/2012	09/17/2012	235 00	7,611 56	0 00	6,685 63	925 93
WHITING PETROLEUM CORPORATION CMN (966387102)	06/27/2012	09/17/2012	12 00	621 91	0 00	452 28	169 63
WHITING PETROLEUM CORPORATION CMN (966387102)	06/28/2012	09/17/2012	82 00	4,249 72	0 00	3,107 01	1,142 71
WHITING PETROLEUM CORPORATION CMN (966387102)	08/06/2012	09/18/2012	18 00	888 96	0 00	763 37	125 59
WHITING PETROLEUM CORPORATION CMN (966387102)	08/07/2012	09/18/2012	18 00	888 96	0 00	798 35	90 61
WHITING PETROLEUM CORPORATION CMN (966387102)	08/08/2012	09/18/2012	19 00	938 35	0 00	849 62	88 73
WHITING PETROLEUM CORPORATION CMN (966387102)	08/09/2012	09/18/2012	19 00	938 35	0 00	854 68	83 67
WHITING PETROLEUM CORPORATION CMN (966387102)	06/28/2012	09/18/2012	20 00	987 74	0 00	757 81	229 93
AFLAC INCORPORATED CMN (001055102)	03/13/2012	10/08/2012	14 00	680 65	0 00	634 64	46 01
CBOE HOLDINGS, INC CMN (12503M108)	03/22/2012	10/08/2012	24 00	710 95	0 00	697 15	13 80

⁴ Basis may have been increased by accruals of market discount and/or original issue discount or decreased by premium amortization. This increase or decrease of basis assumes the investor has elected to include market discount in income currently and/or amortize premium currently. You should consult with your own tax advisor to determine your correct basis.

⁵ Sale Proceeds may have been adjusted by an option premium due to an option assignment.

Tax Year

2012

Legal Name

THE CAROLYN J AND ROBERT J

REALIZED GAINS AND LOSSES (Continued)*Supplemental Information Consult your Form 1099 for tax reporting purposes***SHORT-TERM GAINS (LOSSES)**

Description (Product Identifier)	Date Acquired or Sold Short	Date Sold or Covered	Quantity	Sale Proceeds ⁵	Total accretion (Amortization)	Cost Basis ⁴	Total Gain (Loss)
Covered Short-Term Gains (Losses)							
DISCOVER FINANCIAL SERVICES CMN (254709108)	03/20/2012	10/08/2012	21 00	845 39	0 00	672 04	173 35
EATON VANCE CORP (NON-VTG) CMN (278265103)	03/13/2012	10/08/2012	26 00	755 22	0 00	735 09	20 13
EXPRESS SCRIPTS HOLDINGS CMN (30219G108)	03/13/2012	10/08/2012	23 00	1,473 86	0 00	1,237 06	236 80
FEDERATED INVESTORS, INC CMN CLASS B (314211103)	03/13/2012	10/08/2012	30 00	627 43	0 00	626 43	1 00
WADDELL & REED FIN , INC CLASS A COMMON (930059100)	03/13/2012	10/08/2012	22 00	700 12	0 00	699 82	0 30
EXPRESS SCRIPTS HOLDINGS CMN (30219G108)	03/13/2012	10/09/2012	25 00	1,575 07	0 00	1,344 63	230 44
COLGATE-PALMOLIVE CO CMN (194162103)	03/13/2012	10/19/2012	13 00	1,408 18	0 00	1,233 83	174 35
COLGATE-PALMOLIVE CO CMN (194162103)	09/04/2012	10/19/2012	16 00	1,733 15	0 00	1,710 74	22 41
SUPERIOR ENERGY SERVICES INC CMN (868157108)	09/17/2012	10/19/2012	76 00	1,590 66	0 00	1,815 44	(224 78)
SUPERIOR ENERGY SERVICES INC CMN (868157108)	09/18/2012	10/22/2012	17 00	348 80	0 00	400 08	(51 28)
SUPERIOR ENERGY SERVICES INC CMN (868157108)	09/17/2012	10/22/2012	58 00	1,190 05	0 00	1,385 47	(195 42)
EXPRESS SCRIPTS HOLDINGS CMN (30219G108)	03/13/2012	10/31/2012	34 00	2,091 76	0 00	1,828 70	263 06
KRONOS WORLDWIDE INC CMN (50105F105)	07/30/2012	10/31/2012	5 00	67 52	0 00	81 31	(13 79)
KRONOS WORLDWIDE INC CMN (50105F105)	07/30/2012	11/01/2012	1 00	13 43	0 00	16 26	(2 83)
KRONOS WORLDWIDE INC CMN (50105F105)	07/31/2012	11/01/2012	38 00	510 49	0 00	642 99	(132 50)
KRONOS WORLDWIDE INC CMN (50105F105)	07/31/2012	11/02/2012	24 00	321 04	0 00	406 10	(85 06)
KRONOS WORLDWIDE INC CMN (50105F105)	08/01/2012	11/02/2012	44 00	588 57	0 00	785 58	(197 01)
KRONOS WORLDWIDE INC CMN (50105F105)	08/01/2012	11/05/2012	18 00	234 56	0 00	321 37	(86 81)
KRONOS WORLDWIDE INC CMN (50105F105)	08/03/2012	11/05/2012	56 00	729 74	0 00	977 70	(247 96)
NEWFIELD EXPLORATION CO CMN (651290108)	06/28/2012	11/20/2012	8 00	191 05	0 00	217 58	(26 53)
NEWFIELD EXPLORATION CO CMN (651290108)	06/27/2012	11/20/2012	34 00	811 95	0 00	888 43	(76 48)
NU SKIN ENTERPRISES INC CMN CLASS A (67018T105)	10/31/2012	11/20/2012	24 00	1,038 17	0 00	1,125 25	(87 08)
SUPERIOR ENERGY SERVICES INC CMN (868157108)	09/18/2012	11/20/2012	40 00	747 08	0 00	941 38	(194 30)
NEWFIELD EXPLORATION CO CMN (651290108)	06/28/2012	11/21/2012	42 00	1,005 34	0 00	1,142 31	(136 97)
NU SKIN ENTERPRISES INC CMN CLASS A (67018T105)	10/31/2012	11/21/2012	24 00	1,054 89	0 00	1,125 25	(70 36)

⁴ Basis may have been increased by accruals of market discount and/or original issue discount or decreased by premium amortization. This increase or decrease of basis assumes the investor has elected to include market discount in income currently and/or amortize premium currently. You should consult with your own tax advisor to determine your correct basis.

⁵ Sale Proceeds may have been adjusted by an option premium due to an option assignment.

Tax Year

2012

Legal Name

THE CAROLYN J AND ROBERT J

REALIZED GAINS AND LOSSES (Continued)*Supplemental Information Consult your Form 1099 for tax reporting purposes***SHORT-TERM GAINS (LOSSES)**

Description (Product Identifier)	Date Acquired or Sold Short	Date Sold or Covered	Quantity	Sale Proceeds ⁵	Total accretion (Amortization)	Cost Basis ⁴	Total Gain (Loss)
Covered Short-Term Gains (Losses)							
SUPERIOR ENERGY SERVICES INC CMN (868157108)	09/18/2012	11/21/2012	39 00	735 28	0 00	917 84	(182 56)
NEWFIELD EXPLORATION CO CMN (651290108)	06/28/2012	11/23/2012	13 00	312 73	0 00	353 57	(40 84)
NEWFIELD EXPLORATION CO CMN (651290108)	06/29/2012	11/23/2012	27 00	649 52	0 00	792 35	(142 83)
NU SKIN ENTERPRISES INC CMN CLASS A (67018T105)	10/31/2012	11/23/2012	25 00	1,109 42	0 00	1,172 13	(62 71)
SUPERIOR ENERGY SERVICES INC CMN (868157108)	09/18/2012	11/23/2012	39 00	741 45	0 00	917 84	(176 39)
COPA HOLDINGS, S A CMN CLASS A (P31076105)	03/13/2012	11/26/2012	29 00	2,704 44	0 00	2,125 88	578 56
Net Covered Short-Term Disallowed Losses							568.07
Net Covered Short-Term Gains (Losses)				418,247.18	0.00	396,734.56	22,080.69

LONG-TERM GAINS (LOSSES)

Description (Product Identifier)	Date Acquired or Sold Short	Date Sold or Covered	Quantity	Sale Proceeds ⁵	Total accretion (Amortization)	Cost Basis ⁴	Total Gain (Loss)
Covered Long-Term Gains (Losses)							
ABBOTT LABORATORIES CMN (002824100)	01/04/2011	03/13/2012	22 00	1,284 78	0 00	1,058 27	226 51
TIME WARNER INC CMN (887317303)	01/21/2011	03/13/2012	89 00	3,243 19	0 00	2,923 81	319 38
Net Covered Long-Term Gains (Losses)				4,527.97	0.00	3,982.08	545.89
NonCovered Long-Term Gains (Losses)							
ABBOTT LABORATORIES CMN (002824100)	07/07/2009	03/13/2012	10 00	583 99	0 00	455 22	128 77
ABBOTT LABORATORIES CMN (002824100)	08/11/2009	03/13/2012	17 00	992 78	0 00	759 17	233 61
ABBOTT LABORATORIES CMN (002824100)	04/14/2010	03/13/2012	19 00	1,109 58	0 00	990 24	119 34
ABBOTT LABORATORIES CMN (002824100)	05/21/2010	03/13/2012	24 00	1,401 58	0 00	1,120 44	281 14
ABBOTT LABORATORIES CMN (002824100)	07/29/2009	03/13/2012	24 00	1,401 58	0 00	1,090 59	310 99
ABBOTT LABORATORIES CMN (002824100)	08/17/2009	03/13/2012	25 00	1,459 97	0 00	1,116 15	343 82
ABBOTT LABORATORIES CMN (002824100)	04/15/2010	03/13/2012	30 00	1,751 97	0 00	1,569 83	182 14
ABBOTT LABORATORIES CMN (002824100)	11/17/2010	03/13/2012	43 00	2,511 16	0 00	2,058 89	452 27

⁴ Basis may have been increased by accruals of market discount and/or original issue discount or decreased by premium amortization. This increase or decrease of basis assumes the investor has elected to include market discount in income currently and/or amortize premium currently. You should consult with your own tax advisor to determine your correct basis.

⁵ Sale Proceeds may have been adjusted by an option premium due to an option assignment.



Realized and unrealized gains and loss values do not include securities for which cost basis is unavailable. The recognition of any loss reflected herein may be disallowed or deferred by the application of capital loss limitations, wash sale rules or other special tax rules, and you are strongly urged to consult your own outside tax and other advisors about this and all tax-related matters addressed in any way herein. All information regarding the cost basis and acquisition dates of securities that you acquired elsewhere and that were subsequently delivered into your Goldman Sachs account(s) were provided by you and/or a third party and Goldman Sachs makes no representation as to the accuracy and completeness of such information and it should not be relied upon as such.

Tax Year
2012

Legal Name
THE CAROLYN J AND ROBERT J

REALIZED GAINS AND LOSSES (Continued)

Supplemental Information Consult your Form 1099 for tax reporting purposes

LONG-TERM GAINS (LOSSES)

Description (Product Identifier)	Date Acquired or Sold Short	Date Sold or Covered	Quantity	Sale Proceeds ⁵	Total accretion (Amortization)	Cost Basis ⁴	Total Gain (Loss)
NonCovered Long-Term Gains (Losses)							
ABBOTT LABORATORIES CMN (002824100)	04/28/2010	03/13/2012	46 00	2,686 35	0 00	2,304 30	382 05
ABBOTT LABORATORIES CMN (002824100)	12/21/2010	03/13/2012	63 00	3,679 13	0 00	3,026 69	652 44
ABBOTT LABORATORIES CMN (002824100)	06/19/2009	03/13/2012	135 00	7,883 86	0 00	6,492 15	1,391 71
TIME WARNER INC CMN (887317303)	12/15/2010	03/13/2012	10 00	364 40	0 00	315 29	49 11
TIME WARNER INC CMN (887317303)	10/19/2010	03/13/2012	22 00	801 69	0 00	689 64	112 05
TIME WARNER INC CMN (887317303)	10/22/2010	03/13/2012	22 00	801 69	0 00	694 81	106 88
TIME WARNER INC CMN (887317303)	11/05/2010	03/13/2012	22 00	801 69	0 00	695 27	106 42
TIME WARNER INC CMN (887317303)	10/08/2010	03/13/2012	23 00	838 13	0 00	717 56	120 57
TIME WARNER INC CMN (887317303)	10/18/2010	03/13/2012	36 00	1,311 85	0 00	1,137 12	174 73
TIME WARNER INC CMN (887317303)	10/21/2010	03/13/2012	36 00	1,311 85	0 00	1,147 96	163 89
TIME WARNER INC CMN (887317303)	11/29/2010	03/13/2012	40 00	1,457 61	0 00	1,193 74	263 87
TIME WARNER INC CMN (887317303)	12/01/2010	03/13/2012	40 00	1,457 61	0 00	1,206 01	251 60
TIME WARNER INC CMN (887317303)	10/12/2010	03/13/2012	65 00	2,368 62	0 00	2,014 30	354 32
TIME WARNER INC CMN (887317303)	10/11/2010	03/13/2012	130 00	4,737 24	0 00	4,091 57	645 67
TIME WARNER INC CMN (887317303)	10/13/2010	03/13/2012	138 00	5,028 77	0 00	4,335 90	692 87
Net NonCovered Long-Term Gains (Losses)				46,743.10	0.00	39,222.84	7,520.26

⁴ Basis may have been increased by accruals of market discount and/or original issue discount or decreased by premium amortization. This increase or decrease of basis assumes the investor has elected to include market discount in income currently and/or amortize premium currently. You should consult with your own tax advisor to determine your correct basis.

⁵ Sale Proceeds may have been adjusted by an option premium due to an option assignment.

THE CAROLYN J. AND ROBERT J. ALLISON, JR. FAMILY FOUNDATION 2012

Type	Date	Num	Name	City and State	Amount
Grants Paid					
	3044	1/4/2012	Advent Presbyterian Church	Spring, TX	20,000 00
	3047	4/3/2012	Advent Presbyterian Church	Spring, TX	20,000 00
	3050	7/3/2012	Advent Presbyterian Church	Spring, TX	20,000 00
	3052	10/2/2012	Advent Presbyterian Church	Spring, TX	20,000 00
	3045	2/22/2012	American Academy of Crisis Counseling	Rockdale, TX	450,000 00
	3055	10/29/2012	Baylor University	Waco, TX	61,000 00
	3057	11/29/2012	Be An Angel Fund, Inc	Houston, TX	10,000 00
	3036	2/22/2012	Cliff Williams Memorial Foundation	Jena, LA	1,000 00
	3054	10/23/2012	Operation Military Embrace Inc	Hockley, TX	10,000 00
	3038	11/2/2012	Sam Houston Area Council, Boy Scouts	Houston, TX	250,000 00
	3053	10/25/2012	Spring Assistance Ministries	Spring, TX	5,000 00
	3049	4/16/2012	The 100 Club, Inc	Houston, TX	1,000 00
	3048	4/12/2012	The 100 Club, Inc	Houston, TX	1,000 00
	3046	4/5/2012	The 100 Club, Inc	Houston, TX	1,000 00
	3051	9/18/2012	The 100 Club, Inc	Houston, TX	1,000 00
	1625	10/4/2012	The 100 Club, Inc	Houston, TX	1,000 00
	3056	11/13/2012	The 100 Club, Inc	Houston, TX	1,000 00
	3037	4/4/2012	The 100 Club, Inc	Houston, TX	100 00

Total Grants

873,100.00

**All contributions were made to the general purpose fund of
Public Charitable Organizations that were classified under
Section 501(C)(3) of the Internal Revenue Code.**