



See a Social Security Number? Say Something!
Report Privacy Problems to <https://public.resource.org/privacy>
Or call the IRS Identity Theft Hotline at 1-800-908-4490



ENVELOPE AUG 13 2013 POSTMARK DATE

Form **990-PF**

**Return of Private Foundation
or Section 4947(a)(1) Nonexempt Charitable Trust
Treated as a Private Foundation**

OMB No. 1545-0052

2012

Department of the Treasury
Internal Revenue Service

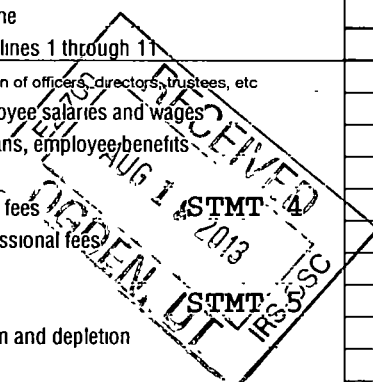
Note. The foundation may be able to use a copy of this return to satisfy state reporting requirements.

Open to public inspection

For calendar year 2012 or tax year beginning _____, and ending _____

Name of foundation MILDRED O'DONNELL TESTAMENTARY TRUST 7000058700		A Employer identification number 73-6279501
Number and street (or P O box number if mail is not delivered to street address) 10 S. DEARBORN STREET, FLOOR 21		B Telephone number (414) 977-1210
City or town, state, and ZIP code CHICAGO, IL 60603-2003		C If exemption application is pending, check here <input type="checkbox"/>
G Check all that apply: <input type="checkbox"/> Initial return <input type="checkbox"/> Initial return of a former public charity <input type="checkbox"/> Final return <input type="checkbox"/> Amended return <input type="checkbox"/> Address change <input type="checkbox"/> Name change		D 1. Foreign organizations, check here <input type="checkbox"/> 2. Foreign organizations meeting the 85% test, check here and attach computation <input type="checkbox"/>
H Check type of organization: <input checked="" type="checkbox"/> Section 501(c)(3) exempt private foundation <input type="checkbox"/> Section 4947(a)(1) nonexempt charitable trust <input type="checkbox"/> Other taxable private foundation		E If private foundation status was terminated under section 507(b)(1)(A), check here <input type="checkbox"/>
I Fair market value of all assets at end of year (from Part II, col. (c), line 16) \$ 538,800.	J Accounting method: <input checked="" type="checkbox"/> Cash <input type="checkbox"/> Accrual <input type="checkbox"/> Other (specify) _____	F If the foundation is in a 60-month termination under section 507(b)(1)(B), check here <input type="checkbox"/>
(Part I, column (d) must be on cash basis.)		

	(a) Revenue and expenses per books	(b) Net investment income	(c) Adjusted net income	(d) Disbursements for charitable purposes (cash basis only)
Part I Analysis of Revenue and Expenses (The total of amounts in columns (b), (c), and (d) may not necessarily equal the amounts in column (a))			N/A	
Revenue				
1 Contributions, gifts, grants, etc., received			N/A	
2 Check <input checked="" type="checkbox"/> if the foundation is not required to attach Sch B				
3 Interest on savings and temporary cash investments	304.	304.		STATEMENT 1
4 Dividends and interest from securities	11,181.	11,181.		STATEMENT 2
5a Gross rents				
b Net rental income or (loss)				
6a Net gain or (loss) from sale of assets not on line 10	7,290.			
b Gross sales price for all assets on line 6a 158,806.				
7 Capital gain net income (from Part IV, line 2)		7,290.		
8 Net short-term capital gain				
9 Income modifications				
10a Gross sales less returns and allowances				
b Less Cost of goods sold				
c Gross profit or (loss)				
11 Other income	1,934.	669.		STATEMENT 3
12 Total. Add lines 1 through 11	20,709.	19,444.		
Operating and Administrative Expenses				
13 Compensation of officers, directors, trustees, etc	6,500.	4,355.		2,145.
14 Other employee salaries and wages				
15 Pension plans, employee benefits				
16a Legal fees				
b Accounting fees STMT 4	1,715.	1,149.		566.
c Other professional fees				
17 Interest				
18 Taxes STMT 5	308.	308.		0.
19 Depreciation and depletion				
20 Occupancy				
21 Travel, conferences, and meetings				
22 Printing and publications				
23 Other expenses STMT 6	106.	106.		0.
24 Total operating and administrative expenses. Add lines 13 through 23	8,629.	5,918.		2,711.
25 Contributions, gifts, grants paid	25,158.			25,158.
26 Total expenses and disbursements. Add lines 24 and 25	33,787.	5,918.		27,869.
27 Subtract line 26 from line 12:				
a Excess of revenue over expenses and disbursements	-13,078.			
b Net investment income (if negative, enter -0-)		13,526.		
c Adjusted net income (if negative, enter -0-)			N/A	



SCANNED AUG 26 2013

P 22

MILDRED O'DONNELL TESTAMENTARY TRUST 7000058700

Form 990-PF (2012)

73-6279501 Page 2

Part II Balance Sheets		Attached schedules and amounts in the description column should be for end-of-year amounts only		Beginning of year	End of year	
		(a) Book Value	(b) Book Value	(c) Fair Market Value		
Assets	1	Cash - non-interest-bearing				
	2	Savings and temporary cash investments		15,359.	19,050.	19,050.
	3	Accounts receivable ▶				
		Less: allowance for doubtful accounts ▶				
	4	Pledges receivable ▶				
		Less: allowance for doubtful accounts ▶				
	5	Grants receivable				
	6	Receivables due from officers, directors, trustees, and other disqualified persons				
	7	Other notes and loans receivable ▶				
		Less: allowance for doubtful accounts ▶				
	8	Inventories for sale or use				
	9	Prepaid expenses and deferred charges				
	10a	Investments - U.S. and state government obligations STMT 7		190,505.	135,440.	141,097.
	b	Investments - corporate stock STMT 8		238,399.	251,682.	280,033.
	c	Investments - corporate bonds				
11	Investments - land, buildings, and equipment basis ▶					
	Less accumulated depreciation ▶					
12	Investments - mortgage loans					
13	Investments - other STMT 9		28,132.	16,924.	16,954.	
14	Land, buildings, and equipment: basis ▶					
	Less accumulated depreciation ▶					
15	Other assets (describe ▶ STATEMENT 10)		49,816.	80,076.	81,666.	
16	Total assets (to be completed by all filers)		522,211.	503,172.	538,800.	
Liabilities	17	Accounts payable and accrued expenses				
	18	Grants payable				
	19	Deferred revenue				
	20	Loans from officers, directors, trustees, and other disqualified persons				
	21	Mortgages and other notes payable				
22	Other liabilities (describe ▶)					
23	Total liabilities (add lines 17 through 22)		0.	0.		
Net Assets or Fund Balances	Foundations that follow SFAS 117, check here ▶ <input type="checkbox"/>					
	and complete lines 24 through 26 and lines 30 and 31.					
	24	Unrestricted				
	25	Temporarily restricted				
	26	Permanently restricted				
	Foundations that do not follow SFAS 117, check here ▶ <input checked="" type="checkbox"/>					
	and complete lines 27 through 31.					
27	Capital stock, trust principal, or current funds		550,980.	550,980.		
28	Paid-in or capital surplus, or land, bldg., and equipment fund		0.	0.		
29	Retained earnings, accumulated income, endowment, or other funds		-28,769.	-47,808.		
30	Total net assets or fund balances		522,211.	503,172.		
31	Total liabilities and net assets/fund balances		522,211.	503,172.		

Part III Analysis of Changes in Net Assets or Fund Balances

1	Total net assets or fund balances at beginning of year - Part II, column (a), line 30 (must agree with end-of-year figure reported on prior year's return)	1	522,211.
2	Enter amount from Part I, line 27a	2	-13,078.
3	Other increases not included in line 2 (itemize) ▶	3	0.
4	Add lines 1, 2, and 3	4	509,133.
5	Decreases not included in line 2 (itemize) ▶ PRIOR PERIOD ADJUSTMENT	5	5,961.
6	Total net assets or fund balances at end of year (line 4 minus line 5) - Part II, column (b), line 30	6	503,172.

MILDRED O'DONNELL TESTAMENTARY TRUST 7000058700

Form 990-PF (2012)

73-6279501 Page 3

Part IV Capital Gains and Losses for Tax on Investment Income

(a) List and describe the kind(s) of property sold (e.g., real estate, 2-story brick warehouse; or common stock, 200 shs. MLC Co.)		(b) How acquired P - Purchase D - Donation	(c) Date acquired (mo., day, yr.)	(d) Date sold (mo., day, yr.)
1a				
b	SEE ATTACHED STATEMENTS			
c				
d				
e				
(e) Gross sales price	(f) Depreciation allowed (or allowable)	(g) Cost or other basis plus expense of sale	(h) Gain or (loss) (e) plus (f) minus (g)	
a				
b				
c				
d				
e	158,806.	151,516.	7,290.	
Complete only for assets showing gain in column (h) and owned by the foundation on 12/31/69				(l) Gains (Col. (h) gain minus col. (k), but not less than -0-) or Losses (from col. (h))
(i) F.M.V. as of 12/31/69	(j) Adjusted basis as of 12/31/69	(k) Excess of col. (i) over col. (j), if any		
a				
b				
c				
d				
e			7,290.	
2	Capital gain net income or (net capital loss)	{ If gain, also enter in Part I, line 7 If (loss), enter -0- in Part I, line 7	2	7,290.
3	Net short-term capital gain or (loss) as defined in sections 1222(5) and (6); If gain, also enter in Part I, line 8, column (c). If (loss), enter -0- in Part I, line 8		3	N/A

Part V Qualification Under Section 4940(e) for Reduced Tax on Net Investment Income

(For optional use by domestic private foundations subject to the section 4940(a) tax on net investment income.)

If section 4940(d)(2) applies, leave this part blank.

Was the foundation liable for the section 4942 tax on the distributable amount of any year in the base period?

Yes No

If "Yes," the foundation does not qualify under section 4940(e). Do not complete this part.

1 Enter the appropriate amount in each column for each year; see the instructions before making any entries.

(a) Base period years Calendar year (or tax year beginning in)	(b) Adjusted qualifying distributions	(c) Net value of noncharitable-use assets	(d) Distribution ratio (col. (b) divided by col. (c))
2011	26,719.	558,058.	.047879
2010	24,118.	543,827.	.044349
2009	11,544.	497,657.	.023197
2008	19,121.	575,463.	.033227
2007			
2	Total of line 1, column (d)	2	.148652
3	Average distribution ratio for the 5-year base period - divide the total on line 2 by 5, or by the number of years the foundation has been in existence if less than 5 years	3	.037163
4	Enter the net value of noncharitable-use assets for 2012 from Part X, line 5	4	536,611.
5	Multiply line 4 by line 3	5	19,942.
6	Enter 1% of net investment income (1% of Part I, line 27b)	6	135.
7	Add lines 5 and 6	7	20,077.
8	Enter qualifying distributions from Part XII, line 4	8	27,869.

If line 8 is equal to or greater than line 7, check the box in Part VI, line 1b, and complete that part using a 1% tax rate. See the Part VI instructions.

MILDRED O'DONNELL TESTAMENTARY TRUST 7000058700

Form 990-PF (2012)

73-6279501 Page 4

Part VI Excise Tax Based on Investment Income (Section 4940(a), 4940(b), 4940(e), or 4948 - see instructions)

1a	Exempt operating foundations described in section 4940(d)(2), check here <input type="checkbox"/> and enter "N/A" on line 1. Date of ruling or determination letter: _____ (attach copy of letter if necessary-see instructions)		
b	Domestic foundations that meet the section 4940(e) requirements in Part V, check here <input checked="" type="checkbox"/> and enter 1% of Part I, line 27b	1	135.
c	All other domestic foundations enter 2% of line 27b. Exempt foreign organizations enter 4% of Part I, line 12, col. (b).		
2	Tax under section 511 (domestic section 4947(a)(1) trusts and taxable foundations only. Others enter -0-)	2	0.
3	Add lines 1 and 2	3	135.
4	Subtitle A (income) tax (domestic section 4947(a)(1) trusts and taxable foundations only. Others enter -0-)	4	0.
5	Tax based on investment income. Subtract line 4 from line 3. If zero or less, enter -0-	5	135.
6	Credits/Payments:		
a	2012 estimated tax payments and 2011 overpayment credited to 2012	6a	
b	Exempt foreign organizations - tax withheld at source	6b	
c	Tax paid with application for extension of time to file (Form 8868)	6c	135.
d	Backup withholding erroneously withheld	6d	
7	Total credits and payments. Add lines 6a through 6d	7	135.
8	Enter any penalty for underpayment of estimated tax. Check here <input type="checkbox"/> if Form 2220 is attached	8	
9	Tax due. If the total of lines 5 and 8 is more than line 7, enter amount owed	9	0.
10	Overpayment. If line 7 is more than the total of lines 5 and 8, enter the amount overpaid	10	
11	Enter the amount of line 10 to be: Credited to 2013 estimated tax <input type="checkbox"/> Refunded <input checked="" type="checkbox"/>	11	

Part VII-A Statements Regarding Activities

	Yes	No
1a		X
1b		X
1c		X
2		X
3		X
4a		X
4b		
5		X
6		X
7	X	
8a		
8b	X	
9		X
10		X

N/A

Form 990-PF (2012)

MILDRED O'DONNELL TESTAMENTARY TRUST 700058700

Form 990-PF (2012)

73-6279501

Page 5

Part VII-A Statements Regarding Activities (continued)

11	At any time during the year, did the foundation, directly or indirectly, own a controlled entity within the meaning of section 512(b)(13)? If "Yes," attach schedule (see instructions)	11		X
12	Did the foundation make a distribution to a donor advised fund over which the foundation or a disqualified person had advisory privileges? If "Yes," attach statement (see instructions)	12		X
13	Did the foundation comply with the public inspection requirements for its annual returns and exemption application? Website address ▶ "N/A"	13	X	
14	The books are in care of ▶ JPMORGAN CHASE BANK Telephone no. ▶ (414) 977-1210 Located at ▶ 10 S. DEARBORN STREET, FLOOR 21, CHICAGO, IL ZIP+4 ▶ 60603-2003			
15	Section 4947(a)(1) nonexempt charitable trusts filing Form 990-PF in lieu of Form 1041 - Check here and enter the amount of tax-exempt interest received or accrued during the year ▶ 15 N/A			
16	At any time during calendar year 2012, did the foundation have an interest in or a signature or other authority over a bank, securities, or other financial account in a foreign country? See the instructions for exceptions and filing requirements for Form TD F 90-22.1. If "Yes," enter the name of the foreign country ▶	16	Yes	No X

Part VII-B Statements Regarding Activities for Which Form 4720 May Be Required

File Form 4720 if any item is checked in the "Yes" column, unless an exception applies.

		Yes	No
1a	During the year did the foundation (either directly or indirectly):		
(1)	Engage in the sale or exchange, or leasing of property with a disqualified person? <input type="checkbox"/> Yes <input checked="" type="checkbox"/> No		
(2)	Borrow money from, lend money to, or otherwise extend credit to (or accept it from) a disqualified person? <input type="checkbox"/> Yes <input checked="" type="checkbox"/> No		
(3)	Furnish goods, services, or facilities to (or accept them from) a disqualified person? <input type="checkbox"/> Yes <input checked="" type="checkbox"/> No		
(4)	Pay compensation to, or pay or reimburse the expenses of, a disqualified person? <input type="checkbox"/> Yes <input checked="" type="checkbox"/> No		
(5)	Transfer any income or assets to a disqualified person (or make any of either available for the benefit or use of a disqualified person)? <input type="checkbox"/> Yes <input checked="" type="checkbox"/> No		
(6)	Agree to pay money or property to a government official? (Exception. Check "No" if the foundation agreed to make a grant to or to employ the official for a period after termination of government service, if terminating within 90 days.) <input type="checkbox"/> Yes <input checked="" type="checkbox"/> No		
b	If any answer is "Yes" to 1a(1)-(6), did any of the acts fail to qualify under the exceptions described in Regulations section 53.4941(d)-3 or in a current notice regarding disaster assistance (see instructions)? Organizations relying on a current notice regarding disaster assistance check here <input type="checkbox"/> N/A	1b	
c	Did the foundation engage in a prior year in any of the acts described in 1a, other than excepted acts, that were not corrected before the first day of the tax year beginning in 2012? <input type="checkbox"/> Yes <input checked="" type="checkbox"/> No	1c	X
2	Taxes on failure to distribute income (section 4942) (does not apply for years the foundation was a private operating foundation defined in section 4942(j)(3) or 4942(j)(5)):		
a	At the end of tax year 2012, did the foundation have any undistributed income (lines 6d and 6e, Part XIII) for tax year(s) beginning before 2012? <input type="checkbox"/> Yes <input checked="" type="checkbox"/> No If "Yes," list the years ▶		
b	Are there any years listed in 2a for which the foundation is not applying the provisions of section 4942(a)(2) (relating to incorrect valuation of assets) to the year's undistributed income? (If applying section 4942(a)(2) to all years listed, answer "No" and attach statement - see instructions.) <input type="checkbox"/> Yes <input checked="" type="checkbox"/> No	2b	
c	If the provisions of section 4942(a)(2) are being applied to any of the years listed in 2a, list the years here. ▶		
3a	Did the foundation hold more than a 2% direct or indirect interest in any business enterprise at any time during the year? <input type="checkbox"/> Yes <input checked="" type="checkbox"/> No		
b	If "Yes," did it have excess business holdings in 2012 as a result of (1) any purchase by the foundation or disqualified persons after May 26, 1969; (2) the lapse of the 5-year period (or longer period approved by the Commissioner under section 4943(c)(7)) to dispose of holdings acquired by gift or bequest; or (3) the lapse of the 10-, 15-, or 20-year first phase holding period? (Use Schedule C, Form 4720, to determine if the foundation had excess business holdings in 2012.) <input type="checkbox"/> Yes <input checked="" type="checkbox"/> No	3b	
4a	Did the foundation invest during the year any amount in a manner that would jeopardize its charitable purposes?	4a	X
b	Did the foundation make any investment in a prior year (but after December 31, 1969) that could jeopardize its charitable purpose that had not been removed from jeopardy before the first day of the tax year beginning in 2012?	4b	X

Form 990-PF (2012)

MILDRED O'DONNELL TESTAMENTARY TRUST 700058700

Part VII-B Statements Regarding Activities for Which Form 4720 May Be Required (continued)

5a During the year did the foundation pay or incur any amount to:

(1) Carry on propoganda, or otherwise attempt to influence legislation (section 4945(e))? Yes No

(2) Influence the outcome of any specific public election (see section 4955); or to carry on, directly or indirectly, any voter registration drive? Yes No

(3) Provide a grant to an individual for travel, study, or other similar purposes? Yes No

(4) Provide a grant to an organization other than a charitable, etc., organization described in section 509(a)(1), (2), or (3), or section 4940(d)(2)? Yes No

(5) Provide for any purpose other than religious, charitable, scientific, literary, or educational purposes, or for the prevention of cruelty to children or animals? Yes No

b If any answer is "Yes" to 5a(1)-(5), did any of the transactions fail to qualify under the exceptions described in Regulations section 53.4945 or in a current notice regarding disaster assistance (see instructions)? Yes No
 Organizations relying on a current notice regarding disaster assistance check here N/A

c If the answer is "Yes" to question 5a(4), does the foundation claim exemption from the tax because it maintained expenditure responsibility for the grant? Yes No
 If "Yes," attach the statement required by Regulations section 53.4945-5(d). N/A

6a Did the foundation, during the year, receive any funds, directly or indirectly, to pay premiums on a personal benefit contract? Yes No

b Did the foundation, during the year, pay premiums, directly or indirectly, on a personal benefit contract? Yes No

If "Yes" to 6b, file Form 8870.

7a At any time during the tax year, was the foundation a party to a prohibited tax shelter transaction? Yes No

b If "Yes," did the foundation receive any proceeds or have any net income attributable to the transaction? Yes No

Part VIII Information About Officers, Directors, Trustees, Foundation Managers, Highly Paid Employees, and Contractors

1 List all officers, directors, trustees, foundation managers and their compensation.

(a) Name and address	(b) Title, and average hours per week devoted to position	(c) Compensation (If not paid, enter -0-)	(d) Contributions to employee benefit plans and deferred compensation	(e) Expense account, other allowances
JPMORGAN CHASE BANK, N.A. 10 S. DEARBORN STREET, FLOOR 21 CHICAGO, IL 60603	TRUSTEE 2.00	0.	0.	0.

2 Compensation of five highest-paid employees (other than those included on line 1). If none, enter "NONE."

(a) Name and address of each employee paid more than \$50,000	(b) Title, and average hours per week devoted to position	(c) Compensation	(d) Contributions to employee benefit plans and deferred compensation	(e) Expense account, other allowances
NONE				

Total number of other employees paid over \$50,000 0

MILDRED O'DONNELL TESTAMENTARY TRUST 7000058700

Form 990-PF (2012)

73-6279501 Page 7

Part VIII Information About Officers, Directors, Trustees, Foundation Managers, Highly Paid Employees, and Contractors (continued)

3 Five highest-paid independent contractors for professional services. If none, enter "NONE."

(a) Name and address of each person paid more than \$50,000	(b) Type of service	(c) Compensation
NONE		

Total number of others receiving over \$50,000 for professional services ▶ **0**

Part IX-A Summary of Direct Charitable Activities

List the foundation's four largest direct charitable activities during the tax year. Include relevant statistical information such as the number of organizations and other beneficiaries served, conferences convened, research papers produced, etc.	Expenses
1 DISTRIBUTIONS TO DOMINICAN FATHERS SHRINE OF ST JUDE BENEFICIARY OF CHARITABLE TRUST ANNUAL INCOME DISTRIBUTION - PAID 12/20/12	25,158.
2	
3	
4	

Part IX-B Summary of Program-Related Investments

Describe the two largest program-related investments made by the foundation during the tax year on lines 1 and 2.	Amount
1 N/A	
2	
3 All other program-related investments. See instructions.	
Total. Add lines 1 through 3 ▶	0.

Form 990-PF (2012)

MILDRED O'DONNELL TESTAMENTARY TRUST 7000058700

Form 990-PF (2012)

73-6279501 Page 8

Part X Minimum Investment Return (All domestic foundations must complete this part. Foreign foundations, see instructions)

1	Fair market value of assets not used (or held for use) directly in carrying out charitable, etc., purposes:		
a	Average monthly fair market value of securities	1a	508,178.
b	Average of monthly cash balances	1b	35,964.
c	Fair market value of all other assets	1c	641.
d	Total (add lines 1a, b, and c)	1d	544,783.
e	Reduction claimed for blockage or other factors reported on lines 1a and 1c (attach detailed explanation)	1e	0.
2	Acquisition indebtedness applicable to line 1 assets	2	0.
3	Subtract line 2 from line 1d	3	544,783.
4	Cash deemed held for charitable activities. Enter 1 1/2% of line 3 (for greater amount, see instructions)	4	8,172.
5	Net value of noncharitable-use assets. Subtract line 4 from line 3. Enter here and on Part V, line 4	5	536,611.
6	Minimum investment return. Enter 5% of line 5	6	26,831.

Part XI Distributable Amount (see instructions) (Section 4942(j)(3) and (j)(5) private operating foundations and certain foreign organizations check here and do not complete this part.)

1	Minimum investment return from Part X, line 6	1	26,831.
2a	Tax on investment income for 2012 from Part VI, line 5	2a	135.
b	Income tax for 2012. (This does not include the tax from Part VI.)	2b	
c	Add lines 2a and 2b	2c	135.
3	Distributable amount before adjustments. Subtract line 2c from line 1	3	26,696.
4	Recoveries of amounts treated as qualifying distributions	4	0.
5	Add lines 3 and 4	5	26,696.
6	Deduction from distributable amount (see instructions)	6	0.
7	Distributable amount as adjusted. Subtract line 6 from line 5. Enter here and on Part XIII, line 1	7	26,696.

Part XII Qualifying Distributions (see instructions)

1	Amounts paid (including administrative expenses) to accomplish charitable, etc., purposes:		
a	Expenses, contributions, gifts, etc. - total from Part I, column (d), line 26	1a	27,869.
b	Program-related investments - total from Part IX-B	1b	0.
2	Amounts paid to acquire assets used (or held for use) directly in carrying out charitable, etc., purposes	2	
3	Amounts set aside for specific charitable projects that satisfy the:		
a	Suitability test (prior IRS approval required)	3a	
b	Cash distribution test (attach the required schedule)	3b	
4	Qualifying distributions. Add lines 1a through 3b. Enter here and on Part V, line 8, and Part XIII, line 4	4	27,869.
5	Foundations that qualify under section 4940(e) for the reduced rate of tax on net investment income. Enter 1% of Part I, line 27b	5	135.
6	Adjusted qualifying distributions. Subtract line 5 from line 4	6	27,734.

Note. The amount on line 6 will be used in Part V, column (b), in subsequent years when calculating whether the foundation qualifies for the section 4940(e) reduction of tax in those years.

Form 990-PF (2012)

MILDRED O'DONNELL TESTAMENTARY TRUST 7000058700

Part XIII Undistributed Income (see instructions)

	(a) Corpus	(b) Years prior to 2011	(c) 2011	(d) 2012
1 Distributable amount for 2012 from Part XI, line 7				26,696.
2 Undistributed income, if any, as of the end of 2012				
a Enter amount for 2011 only			25,158.	
b Total for prior years:		0.		
3 Excess distributions carryover, if any, to 2012:				
a From 2007				
b From 2008				
c From 2009				
d From 2010				
e From 2011				
f Total of lines 3a through e	0.			
4 Qualifying distributions for 2012 from Part XII, line 4: ▶ \$ 27,869.				
a Applied to 2011, but not more than line 2a			25,158.	
b Applied to undistributed income of prior years (Election required - see instructions)		0.		
c Treated as distributions out of corpus (Election required - see instructions)	0.			
d Applied to 2012 distributable amount				2,711.
e Remaining amount distributed out of corpus	0.			
5 Excess distributions carryover applied to 2012 (If an amount appears in column (d), the same amount must be shown in column (a))	0.			0.
6 Enter the net total of each column as indicated below:				
a Corpus. Add lines 3f, 4c, and 4e. Subtract line 5	0.			
b Prior years' undistributed income. Subtract line 4b from line 2b		0.		
c Enter the amount of prior years' undistributed income for which a notice of deficiency has been issued, or on which the section 4942(a) tax has been previously assessed		0.		
d Subtract line 6c from line 6b. Taxable amount - see instructions		0.		
e Undistributed income for 2011. Subtract line 4a from line 2a. Taxable amount - see instr.			0.	
f Undistributed income for 2012. Subtract lines 4d and 5 from line 1. This amount must be distributed in 2013				23,985.
7 Amounts treated as distributions out of corpus to satisfy requirements imposed by section 170(b)(1)(F) or 4942(g)(3)	0.			
8 Excess distributions carryover from 2007 not applied on line 5 or line 7	0.			
9 Excess distributions carryover to 2013. Subtract lines 7 and 8 from line 6a	0.			
10 Analysis of line 9:				
a Excess from 2008				
b Excess from 2009				
c Excess from 2010				
d Excess from 2011				
e Excess from 2012				

MILDRED O'DONNELL TESTAMENTARY TRUST 7000058700

Part XIV Private Operating Foundations (see instructions and Part VII-A, question 9) N/A

1 a If the foundation has received a ruling or determination letter that it is a private operating foundation, and the ruling is effective for 2012, enter the date of the ruling ▶

b Check box to indicate whether the foundation is a private operating foundation described in section 4942(j)(3) or 4942(j)(5)

	Tax year				(e) Total
	(a) 2012	(b) 2011	(c) 2010	(d) 2009	
2 a Enter the lesser of the adjusted net income from Part I or the minimum investment return from Part X for each year listed					
b 85% of line 2a					
c Qualifying distributions from Part XII, line 4 for each year listed					
d Amounts included in line 2c not used directly for active conduct of exempt activities					
e Qualifying distributions made directly for active conduct of exempt activities. Subtract line 2d from line 2c					
3 Complete 3a, b, or c for the alternative test relied upon:					
a "Assets" alternative test - enter:					
(1) Value of all assets					
(2) Value of assets qualifying under section 4942(j)(3)(B)(i)					
b "Endowment" alternative test - enter 2/3 of minimum investment return shown in Part X, line 6 for each year listed					
c "Support" alternative test - enter:					
(1) Total support other than gross investment income (interest, dividends, rents, payments on securities loans (section 512(a)(5)), or royalties)					
(2) Support from general public and 5 or more exempt organizations as provided in section 4942(j)(3)(B)(iii)					
(3) Largest amount of support from an exempt organization					
(4) Gross investment income					

Part XV Supplementary Information (Complete this part only if the foundation had \$5,000 or more in assets at any time during the year-see instructions.)

1 **Information Regarding Foundation Managers:**

a List any managers of the foundation who have contributed more than 2% of the total contributions received by the foundation before the close of any tax year (but only if they have contributed more than \$5,000). (See section 507(d)(2).)

NONE

b List any managers of the foundation who own 10% or more of the stock of a corporation (or an equally large portion of the ownership of a partnership or other entity) of which the foundation has a 10% or greater interest.

NONE

2 **Information Regarding Contribution, Grant, Gift, Loan, Scholarship, etc., Programs:**

Check here if the foundation only makes contributions to preselected charitable organizations and does not accept unsolicited requests for funds. If the foundation makes gifts, grants, etc. (see instructions) to individuals or organizations under other conditions, complete items 2a, b, c, and d.

a The name, address, and telephone number or e-mail of the person to whom applications should be addressed:

b The form in which applications should be submitted and information and materials they should include:

c Any submission deadlines:

d Any restrictions or limitations on awards, such as by geographical areas, charitable fields, kinds of institutions, or other factors:

MILDRED O'DONNELL TESTAMENTARY
TRUST 7000058700

Form 990-PF (2012)

73-6279501 Page 11

Part XV Supplementary Information (continued)

3 Grants and Contributions Paid During the Year or Approved for Future Payment				
Recipient	If recipient is an individual, show any relationship to any foundation manager or substantial contributor	Foundation status of recipient	Purpose of grant or contribution	Amount
Name and address (home or business)				
a Paid during the year				
DOMINICAN FATHERS SHRINE OF ST. JUDE 1909 SOUTH ASHLAND AVENUE CHICAGO, IL 606082994	NONE	TAX-EXEMPT	GENERAL PURPOSES	25,158.
Total			▶ 3a	25,158.
b Approved for future payment				
NONE				
Total			▶ 3b	0.

Part IV Capital Gains and Losses for Tax on Investment Income

(a) List and describe the kind(s) of property sold, e.g., real estate, 2-story brick warehouse; or common stock, 200 shs. MLC Co.	(b) How acquired P - Purchase D - Donation	(c) Date acquired (mo., day, yr.)	(d) Date sold (mo., day, yr.)
1a 63 SHS ARTISIAN INTL VALUE FUND	P	02/19/10	01/19/12
b 19 SHS ARTISIAN INTL VALUE FUND	P	02/19/10	03/13/12
c 385 SHS DREYFUS/LAUREL FDS TR	P	08/12/11	06/06/12
d 177 SHS EATON VANCE MUT FDS TR	P	05/12/11	01/19/12
e 1290 SHS EATON VANCE MUT FDS TR	P	09/24/10	05/10/12
f 499 SHS EATON VANCE MUT FDS TR	P	05/12/11	05/10/12
g 499 SHS EATON VANCE FLOATING RATE	P	05/10/12	07/05/12
h 196 SHS FMI FDS INC	P	11/13/08	01/19/12
i 6 SHS FMI FDS INC	P	11/13/08	03/13/12
j 14 SHS ISHARES TR S&P MIDCAP 400 INDEX FD	P	09/14/09	01/19/12
k 123 SHS JPM TR I MLT SC INCM SL	P	05/12/11	01/19/12
l 480 SHS JPM TR I INFL MANAGED BD SEL	P	07/06/11	10/18/12
m 61 SHS JPM TAX AWARE EQUITY FD SEL	P	05/12/11	10/18/12
n 627 SHS JPMORGAN ASIA EQUITY FUND	P	01/01/99	06/22/12
o 53 SHS JPMORGAN TAX AWARE DISCIPLINED	P	05/12/11	01/19/12

(e) Gross sales price	(f) Depreciation allowed (or allowable)	(g) Cost or other basis plus expense of sale	(h) Gain or (loss) (e) plus (f) minus (g)
a 1,640.		1,426.	214.
b 523.		427.	96.
c 5,249.		5,738.	-489.
d 1,577.		1,612.	-35.
e 11,676.		11,315.	361.
f 4,517.		4,542.	-25.
g 5,424.		5,464.	-40.
h 3,140.		2,131.	1,009.
i 103.		67.	36.
j 1,295.		952.	343.
k 1,233.		1,242.	-9.
l 5,206.		5,081.	125.
m 1,232.		1,146.	86.
n 17,624.		18,987.	-1,363.
o 964.		1,000.	-36.

Complete only for assets showing gain in column (h) and owned by the foundation on 12/31/69

(i) F.M.V. as of 12/31/69	(j) Adjusted basis as of 12/31/69	(k) Excess of col. (i) over col. (j), if any	(l) Losses (from col. (h)) Gains (excess of col. (h) gain over col. (k), but not less than "-0-")
a			214.
b			96.
c			-489.
d			-35.
e			361.
f			-25.
g			-40.
h			1,009.
i			36.
j			343.
k			-9.
l			125.
m			86.
n			-1,363.
o			-36.

2 Capital gain net income or (net capital loss) { If gain, also enter in Part I, line 7 If (loss), enter "-0-" in Part I, line 7 }	2
3 Net short-term capital gain or (loss) as defined in sections 1222(5) and (6): If gain, also enter in Part I, line 8, column (c). If (loss), enter "-0-" in Part I, line 8 }	3

Part IV Capital Gains and Losses for Tax on Investment Income

(a) List and describe the kind(s) of property sold, e.g., real estate, 2-story brick warehouse; or common stock, 200 shs. MLC Co.	(b) How acquired P - Purchase D - Donation	(c) Date acquired (mo., day, yr.)	(d) Date sold (mo., day, yr.)
1a 169 SHS JPMORGAN INTREPID AMERICA FUND	P	07/11/05	01/19/12
b 11 SHS JPMORGAN INTREPID AMERICA FUND	P	07/11/05	03/13/12
c 55 SHS JPMORGAN INTREPID VALUE FD SELECT CL	P	04/11/11	10/18/12
d 194 SHS JPMORGAN US LARGE CAP CORE PLUS FUND SEL	P	01/01/99	01/19/12
e 28 SHS JPMORGAN US LARGE CAP CORE PLUS FUND SEL	P	01/28/08	03/13/12
f 50 SHS JPMORGAN US LARGE CAP CORE PLUS FUND SEL	P	01/28/08	10/18/12
g 469 SHS JPMORGAN INTERNATIONAL CURRENCY	P	08/12/11	06/06/12
h 480 SHS JPMORGAN STRATEGIC INCOME OPTYS FUND SEL	P	01/01/09	05/24/12
i 86 SHS JPMORGAN LARGE CAP GROWTH FUND	P	04/11/11	01/19/12
j 29 SHS JPMORGAN HIGH YIELD BOND FUND	P	04/11/11	03/13/12
k 831 SHS JPMORGAN HIGH YIELD BOND FUND	P	01/15/10	06/28/12
l 637 SHS JPMORGAN HIGH YIELD BOND FUND	P	01/01/99	10/18/12
m 138 SHS JPMORGAN SHORT DURATION BOND FUND	P	02/19/10	01/19/12
n 179 SHS JPMORGAN SHORT DURATION BOND FUND	P	06/06/12	10/18/12
o 644 SHS JPMORGAN SHORT DURATION BOND FUND	P	02/19/10	10/18/12

(e) Gross sales price	(f) Depreciation allowed (or allowable)	(g) Cost or other basis plus expense of sale	(h) Gain or (loss) (e) plus (f) minus (g)
a 4,060.		3,961.	99.
b 293.		268.	25.
c 1,457.		1,353.	104.
d 4,085.		3,861.	224.
e 623.		534.	89.
f 1,170.		952.	218.
g 5,062.		5,470.	-408.
h 5,525.		5,064.	461.
i 1,939.		1,865.	74.
j 722.		638.	84.
k 6,551.		6,576.	-25.
l 5,214.		4,956.	258.
m 1,524.		1,516.	8.
n 3,195.		3,186.	9.
o 7,094.		7,030.	64.

Complete only for assets showing gain in column (h) and owned by the foundation on 12/31/69			(l) Losses (from col. (h)) Gains (excess of col. (h) gain over col. (k), but not less than "-0-")
(i) F.M.V. as of 12/31/69	(j) Adjusted basis as of 12/31/69	(k) Excess of col. (i) over col. (j), if any	
a			99.
b			25.
c			104.
d			224.
e			89.
f			218.
g			-408.
h			461.
i			74.
j			84.
k			-25.
l			258.
m			8.
n			9.
o			64.

2 Capital gain net income or (net capital loss) { If gain, also enter in Part I, line 7 If (loss), enter "-0-" in Part I, line 7 }	2
3 Net short-term capital gain or (loss) as defined in sections 1222(5) and (6): If gain, also enter in Part I, line 8, column (c). If (loss), enter "-0-" in Part I, line 8 }	3

Part IV Capital Gains and Losses for Tax on Investment Income

(a) List and describe the kind(s) of property sold, e.g., real estate, 2-story brick warehouse; or common stock, 200 shs. MLC Co.	(b) How acquired P - Purchase D - Donation	(c) Date acquired (mo., day, yr.)	(d) Date sold (mo., day, yr.)
1a 714 SHS JPMORGAN SHORT DURATION BOND FUND	P	01/01/99	11/19/12
b 191 SHS JPMORGAN MARKET EXPANSION INDEX FUND	P	05/13/09	01/19/12
c 335 SHS MANNING & NAPIER FUND INC	P	05/12/11	08/13/12
d 289 SHS MATTHEWS PACIFIC TIGER INSTL FUND	P	06/22/12	10/18/12
e 210 SHS RIDGEWORTH SEIX FLTG RT INCOME FD	P	04/13/11	01/19/12
f 633 SHS RIDGEWORTH SEIX FLTG RT INCOME FD	P	04/13/11	05/24/12
g 50 SHS SPDR GOLD TRUST	P	01/01/99	01/11/12
h 17 SHS SPDR GOLD TRUST	P	05/13/09	01/19/12
i 33 SHS SPDR GOLD TRUST	P	01/01/99	02/14/12
j 33 SHS SPDR GOLD TRUST	P	01/01/99	03/14/12
k 33 SHS SPDR GOLD TRUST	P	01/01/99	04/14/12
l 33 SHS SPDR GOLD TRUST	P	01/01/99	05/14/12
m 33 SHS SPDR GOLD TRUST	P	01/01/99	06/14/12
n 33 SHS SPDR GOLD TRUST	P	01/01/99	07/14/12
o 33 SHS SPDR GOLD TRUST	P	01/01/99	08/14/12

(e) Gross sales price	(f) Depreciation allowed (or allowable)	(g) Cost or other basis plus expense of sale	(h) Gain or (loss) (e) plus (f) minus (g)
a 7,871.		7,764.	107.
b 1,954.		1,235.	719.
c 6,359.		6,864.	-505.
d 6,875.		6,061.	814.
e 1,834.		1,897.	-63.
f 5,548.		5,719.	-171.
g 3.			3.
h 2,735.		1,539.	1,196.
i 2.			2.
j 2.			2.
k 2.			2.
l 2.			2.
m 2.			2.
n 2.			2.
o 2.			2.

Complete only for assets showing gain in column (h) and owned by the foundation on 12/31/69

(i) F.M.V. as of 12/31/69	(j) Adjusted basis as of 12/31/69	(k) Excess of col. (i) over col. (j), if any	(l) Losses (from col. (h)) Gains (excess of col. (h) gain over col. (k), but not less than "-0-")
a			107.
b			719.
c			-505.
d			814.
e			-63.
f			-171.
g			3.
h			1,196.
i			2.
j			2.
k			2.
l			2.
m			2.
n			2.
o			2.

2 Capital gain net income or (net capital loss) { If gain, also enter in Part I, line 7 If (loss), enter "-0-" in Part I, line 7 }	2
3 Net short-term capital gain or (loss) as defined in sections 1222(5) and (6): If gain, also enter in Part I, line 8, column (c). If (loss), enter "-0-" in Part I, line 8 }	3

Part IV Capital Gains and Losses for Tax on Investment Income

(a) List and describe the kind(s) of property sold, e.g., real estate, 2-story brick warehouse; or common stock, 200 shs. MLC Co.	(b) How acquired P - Purchase D - Donation	(c) Date acquired (mo., day, yr.)	(d) Date sold (mo., day, yr.)
1a 33 SHS SPDR GOLD TRUST	P	01/01/99	09/14/12
b 33 SHS SPDR GOLD TRUST	P	01/01/99	10/14/12
c 66 SHS SPDR GOLD TRUST	P	01/01/99	11/14/12
d 66 SHS SPDR GOLD TRUST	P	01/01/99	12/14/12
e 350 SHS THORNBURG VALUE FUND	P	02/19/10	07/23/12
f 117 SHS THORNBURG VALUE FUND	P	09/24/10	01/19/12
g POWERSHARES DB COMM IDX TRKG FD ORDINARY		12/31/11	12/31/12
h CAPITAL GAINS DIVIDENDS			
i			
j			
k			
l			
m			
n			
o			

(e) Gross sales price	(f) Depreciation allowed (or allowable)	(g) Cost or other basis plus expense of sale	(h) Gain or (loss) (e) plus (f) minus (g)
a 2.			2.
b 2.			2.
c 4.			4.
d 3.			3.
e 10,188.		11,022.	-834.
f 1,230.		1,055.	175.
g 233.			233.
h 4,034.			4,034.
i			
j			
k			
l			
m			
n			
o			

Complete only for assets showing gain in column (h) and owned by the foundation on 12/31/69

(i) F.M.V. as of 12/31/69	(j) Adjusted basis as of 12/31/69	(k) Excess of col. (i) over col. (j), if any	(l) Losses (from col. (h)) Gains (excess of col. (h) gain over col. (k), but not less than "-0-")
a			2.
b			2.
c			4.
d			3.
e			-834.
f			175.
g			233.
h			4,034.
i			
j			
k			
l			
m			
n			
o			

2 Capital gain net income or (net capital loss) { If gain, also enter in Part I, line 7 If (loss), enter "-0-" in Part I, line 7 }	2	7,290.
3 Net short-term capital gain or (loss) as defined in sections 1222(5) and (6): If gain, also enter in Part I, line 8, column (c). If (loss), enter "-0-" in Part I, line 8	3	N/A

FORM 990-PF INTEREST ON SAVINGS AND TEMPORARY CASH INVESTMENTS STATEMENT 1

SOURCE	AMOUNT
JP MORGAN OTHER INTEREST	20.
JP MORGAN US GOV'T INTEREST	284.
TOTAL TO FORM 990-PF, PART I, LINE 3, COLUMN A	304.

FORM 990-PF DIVIDENDS AND INTEREST FROM SECURITIES STATEMENT 2

SOURCE	GROSS AMOUNT	CAPITAL GAINS DIVIDENDS	COLUMN (A) AMOUNT
JP MORGAN DIVIDENDS	15,215.	0.	15,215.
TOTAL TO FM 990-PF, PART I, LN 4	15,215.	0.	15,215.

FORM 990-PF OTHER INCOME STATEMENT 3

DESCRIPTION	(A) REVENUE PER BOOKS	(B) NET INVEST- MENT INCOME	(C) ADJUSTED NET INCOME
OIL & GAS ROYALTY INCOME	669.	669.	
STATE INCOME TAX REFUND	1,265.	0.	
TOTAL TO FORM 990-PF, PART I, LINE 11	1,934.	669.	

FORM 990-PF ACCOUNTING FEES STATEMENT 4

DESCRIPTION	(A) EXPENSES PER BOOKS	(B) NET INVEST- MENT INCOME	(C) ADJUSTED NET INCOME	(D) CHARITABLE PURPOSES
TAX PREP FEES	1,715.	1,149.		566.
TO FORM 990-PF, PG 1, LN 16B	1,715.	1,149.		566.

FORM 990-PF	TAXES	STATEMENT	5
-------------	-------	-----------	---

DESCRIPTION	(A) EXPENSES PER BOOKS	(B) NET INVEST- MENT INCOME	(C) ADJUSTED NET INCOME	(D) CHARITABLE PURPOSES
FOREIGN TAXES ON QUAL FOREIGN DIVS	13.	13.		0.
FOREIGN TAXES ON NON-QUAL FOREIGN DIVS	143.	143.		0.
STATE ESTIMATED TAX PAYMENTS	152.	152.		0.
TO FORM 990-PF, PG 1, LN 18	308.	308.		0.

FORM 990-PF	OTHER EXPENSES	STATEMENT	6
-------------	----------------	-----------	---

DESCRIPTION	(A) EXPENSES PER BOOKS	(B) NET INVEST- MENT INCOME	(C) ADJUSTED NET INCOME	(D) CHARITABLE PURPOSES
MINERAL PRODUCTION TAXES DEPLETION	6. 100.	6. 100.		0. 0.
TO FORM 990-PF, PG 1, LN 23	106.	106.		0.

FORM 990-PF	U.S. AND STATE/CITY GOVERNMENT OBLIGATIONS	STATEMENT	7
-------------	--	-----------	---

DESCRIPTION	U.S. GOV'T	OTHER GOV'T	BOOK VALUE	FAIR MARKET VALUE
FIXED INCOME MUTUAL FUNDS - US	X		135,440.	141,097.
TOTAL U.S. GOVERNMENT OBLIGATIONS			135,440.	141,097.
TOTAL STATE AND MUNICIPAL GOVERNMENT OBLIGATIONS				
TOTAL TO FORM 990-PF, PART II, LINE 10A			135,440.	141,097.

FORM 990-PF	CORPORATE STOCK	STATEMENT	8
DESCRIPTION		BOOK VALUE	FAIR MARKET VALUE
FIXED INCOME MUTUAL FUNDS		251,682.	280,033.
TOTAL TO FORM 990-PF, PART II, LINE 10B		251,682.	280,033.

FORM 990-PF	OTHER INVESTMENTS	STATEMENT	9
DESCRIPTION	VALUATION METHOD	BOOK VALUE	FAIR MARKET VALUE
FIXED INCOME MUTUAL FUNDS - FOREIGN	COST	16,924.	16,954.
TOTAL TO FORM 990-PF, PART II, LINE 13		16,924.	16,954.

FORM 990-PF	OTHER ASSETS	STATEMENT	10
DESCRIPTION	BEGINNING OF YR BOOK VALUE	END OF YEAR BOOK VALUE	FAIR MARKET VALUE
OIL AND GAS MINERAL INTEREST	2.	2.	2.
ALTERNATIVE ASSETS	47,108.	79,434.	81,024.
OTHER ASSETS - ACCRUED DIVIDENDS	2,706.	279.	279.
OTHER ASSETS - ACCRUED INTEREST	0.	361.	361.
TO FORM 990-PF, PART II, LINE 15	49,816.	80,076.	81,666.

Application for Extension of Time To File an Exempt Organization Return

▶ **File a separate application for each return.**

- If you are filing for an **Automatic 3-Month Extension**, complete only **Part I** and check this box ▶
- If you are filing for an **Additional (Not Automatic) 3-Month Extension**, complete only **Part II** (on page 2 of this form).

Do not complete Part II unless you have already been granted an automatic 3-month extension on a previously filed Form 8868

Electronic filing (e-file). You can electronically file Form 8868 if you need a 3-month automatic extension of time to file (6 months for a corporation required to file Form 990-T), or an additional (not automatic) 3-month extension of time. You can electronically file Form 8868 to request an extension of time to file any of the forms listed in Part I or Part II with the exception of Form 8870, Information Return for Transfers Associated With Certain Personal Benefit Contracts, which must be sent to the IRS in paper format (see instructions) For more details on the electronic filing of this form, visit www.irs.gov/efile and click on *e-file for Charities & Nonprofits*.

Part I Automatic 3-Month Extension of Time. Only submit original (no copies needed).

A corporation required to file Form 990-T and requesting an automatic 6-month extension - check this box and complete Part I only ▶

All other corporations (including 1120-C filers), partnerships, REMICs, and trusts must use Form 7004 to request an extension of time to file income tax returns.

Type or print	Name of exempt organization or other filer, see instructions MILDRED O'DONNELL TESTAMENTARY TRUST 7000058700	Employer identification number (EIN) or 73-6279501
File by the due date for filing your return See instructions	Number, street, and room or suite no. If a P O box, see instructions. 10 S. DEARBORN STREET, FLOOR 21	Social security number (SSN)
	City, town or post office, state, and ZIP code. For a foreign address, see instructions CHICAGO, IL 60603-2003	

Enter the Return code for the return that this application is for (file a separate application for each return) 04

Application Is For	Return Code	Application Is For	Return Code
Form 990 or Form 990-EZ	01	Form 990-T (corporation)	07
Form 990-BL	02	Form 1041-A	08
Form 4720 (individual)	03	Form 4720	09
Form 990-PF	04	Form 5227	10
Form 990-T (sec 401(a) or 408(a) trust)	05	Form 6069	11
Form 990-T (trust other than above)	06	Form 8870	12

JPMORGAN CHASE BANK

- The books are in the care of ▶ **10 S. DEARBORN STREET, FLOOR 21 - CHICAGO, IL 60603-2003**
 Telephone No. ▶ **(414) 977-1210** FAX No ▶ _____
- If the organization does not have an office or place of business in the United States, check this box ▶
- If this is for a Group Return, enter the organization's four digit Group Exemption Number (GEN) _____ If this is for the whole group, check this box ▶ If it is for part of the group, check this box ▶ and attach a list with the names and EINs of all members the extension is for

1 I request an automatic 3-month (6 months for a corporation required to file Form 990-T) extension of time until **AUGUST 15, 2013**, to file the exempt organization return for the organization named above. The extension is for the organization's return for:
 ▶ calendar year **2012** or
 ▶ tax year beginning _____, and ending _____

2 If the tax year entered in line 1 is for less than 12 months, check reason: Initial return Final return
 Change in accounting period

3a If this application is for Form 990-BL, 990-PF, 990-T, 4720, or 6069, enter the tentative tax, less any nonrefundable credits. See instructions.	3a	\$	135.
b If this application is for Form 990-PF, 990-T, 4720, or 6069, enter any refundable credits and estimated tax payments made. Include any prior year overpayment allowed as a credit.	3b	\$	0.
c Balance due. Subtract line 3b from line 3a. Include your payment with this form, if required, by using EFTPS (Electronic Federal Tax Payment System). See instructions.	3c	\$	135.

Caution. If you are going to make an electronic fund withdrawal with this Form 8868, see Form 8453-EO and Form 8879-EO for payment instructions



JPMorgan Chase Bank, N.A.
270 Park Avenue, New York, NY 10017-2014

MILDRED O'DONNELL TESTAMENTARY TRUST ACCT. R75907007
For the Period 10/1/12 to 12/31/12

Fiduciary Account

J.P. Morgan Team	
Stephany Lewis	T & E Officer 214/965-2901
Jennifer Cuadra	T & E Administrator 214/965-2221

Online access www.jpmorganonline.com

Client News

IMPORTANT YEAR-END TAX INFORMATION
Subject to the timing and availability of tax information for the investments in your trust, you should receive your year-end tax information letter around February 28, 2013. If you have questions, please call our Tax Hotline at 1-866-888-5157.

Table of Contents	Page
Account Summary	2
Holdings	
Equity	5
Alternative Assets	10
Cash & Fixed Income	14
Specialty Assets	17
Portfolio Activity	19

Please see disclosures located at the end of this statement package for important information relating to each J.P.Morgan account(s)



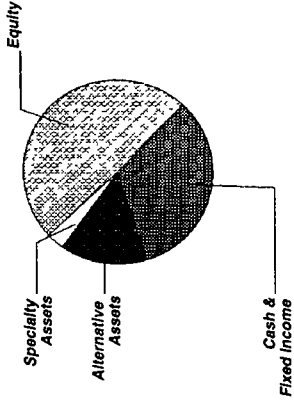
MILDRED O'DONNELL TESTAMENTARY TRUST ACCT. F75907007
 For the Period 10/1/12 to 12/31/12

Account Summary

PRINCIPAL

Asset Allocation	Beginning Market Value	Ending Market Value	Change In Value	Estimated Annual Income	Current Allocation
Equity	270,052.08	280,033.03	9,980.95	3,948.60	51%
Alternative Assets	67,486.59	81,023.58	13,536.99	1,541.28	15%
Cash & Fixed Income	215,816.78	177,100.95	(38,715.83)	4,480.60	33%
Specialty Assets	2.00	2.00	0.00		1%
Market Value	\$553,357.45	\$538,159.56	(\$15,197.89)	\$9,970.48	100%

Asset Allocation



INCOME

Cash Position	Beginning Market Value	Ending Market Value	Change In Value
Cash Balance	4,125.98	1,025.62	(3,100.36)
Accruals	656.63	712.70	56.07
Market Value	\$4,782.61	\$1,738.32	(\$3,044.29)



MILDRED O'DONNELL TESTAMENTARY TRUST ACCT. F75907007
 For the Period 10/1/12 to 12/31/12

Account Summary CONTINUED

	PRINCIPAL		INCOME	
	Current Period Value	Year-to-Date Value	Current Period Value	Year-to-Date Value
Portfolio Activity				
Beginning Market Value	553,357.45	519,159.54	4,125.98	276.37
Additions	377.72	377.72		1,265.00
Withdrawals & Fees	(18,322.59)	(22,030.23)	(9,259.18)	(12,538.73)
Net Additions/Withdrawals	(\$17,944.87)	(\$21,652.51)	(\$9,259.18)	(\$11,273.73)
Income			6,158.82	12,022.98
Change In Investment Value	2,746.98	40,652.53	\$1,025.62	\$1,025.62
Ending Market Value	\$538,159.56	\$538,159.56	712.70	712.70
Accruals	--	--	\$1,738.32	\$1,738.32
Market Value with Accruals	--	--		



MILDRED O'DONNELL TESTAMENTARY TRUST ACCT R75907007
For the Period 10/1/12 to 12/31/12

Account Summary CONTINUED

Tax Summary	Current Period Value	Year-to-Date Value
Domestic Dividends/Distributions	5,712.40	11,341.46
Interest Income	3.33	12.93
Taxable Income	\$5,715.73	\$11,354.39
Specialty Asset Income	443.09	668.59
Other Income & Receipts	\$443.09	\$668.59

	Current Period Value	Year-to-Date Value
LT Capital Gain Distributions	3,978.40	4,040.85
ST Realized Gain/Loss	822.28	(125.23)
LT Realized Gain/Loss	963.00	3,122.81
Realized Gain/Loss	\$5,763.68	\$7,038.43

Unrealized Gain/Loss To-Date Value
\$35,626.86

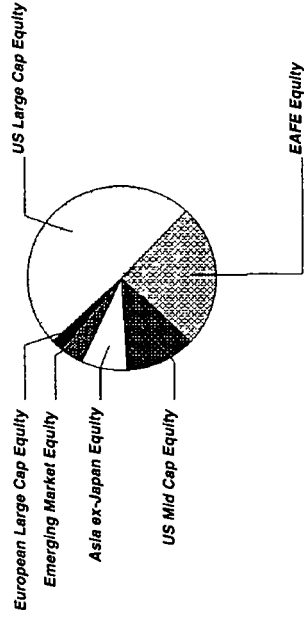
Cost Summary	Cost
Equity	251,682.12
Cash & Fixed Income	171,414.37
Total	\$423,096.49



MILDRED O'DONNELL TESTAMENTARY TRUST ACCT R75907007
 For the Period 10/1/12 to 12/31/12

Equity Summary

Asset Categories	Beginning Market Value	Ending Market Value	Change In Value	Current Allocation
US Large Cap Equity	132,933.92	135,643.09	2,709.17	25%
US Mid Cap Equity	29,548.27	33,750.37	4,202.10	6%
EAFE Equity	60,754.83	68,578.02	7,823.19	13%
European Large Cap Equity	5,250.16	5,665.44	415.28	1%
Asia ex-Japan Equity	29,521.06	23,555.28	(5,965.78)	4%
Emerging Market Equity	12,043.84	12,840.83	796.99	2%
Total Value	\$270,052.08	\$280,033.03	\$9,980.95	51%



Equity as a percentage of your portfolio - 51 %

Market Value/Cost

Market Value	280,033.03
Tax Cost	251,682.12
Unrealized Gain/Loss	28,350.91
Estimated Annual Income	3,948.60
Accrued Dividends	278.79
Yield	1.41 %



MILDRED O'DONNELL TESTAMENTARY TRUST ACCT R75907007
 For the Period 10/1/12 to 12/31/12

Equity Detail

	Price	Quantity	Value	Adjusted Tax Cost Original Cost	Unrealized Gain/Loss	Est. Annual Inc. Accrued Div	Yield
US Large Cap Equity							
FMI FDS INC LARGE CAP FD 302933-20-5 FMIH X	17.10	667 186	11,408 88	7,265 65	4,143 23	130.76 48 89	1.15%
JPM EQUITY INCOME FD - SEL FUND 3128 4812C0-49-8 HLIIE X	10 29	317.564	3,267.73	2,719 85	547.88	69.86 16.62	2.14%
JPM INTREPID AMERICA FD - SEL FUND 1206 4812A2-10-8 JPIA X	26.09	437.601	11,417.01	10,279 24	1,137.77	216 61	1.90%
JPM INTREPID VALUE FD - SEL FUND 1136 4812A2-30-6 JPIV X	25 97	426.548	11,077.45	10,463 22	614.23	191 94	1.73%
JPM LARGE CAP GROWTH FD - SEL FUND 3118 4812C0-53-0 SEEG X	23 95	568 677	13,619 81	12,156 71	1,423.10	59 71 3 06	0 44%
JPM TAX AWARE EQUITY FD - SEL 48121L-57-7 JPES X	19 83	829.926	16,457 43	11,769 90	4,687 53	228 22	1 39%
JPM US LRGE CAP CORE PLUS FD - SEL FUND 1002 4812A2-38-9 JLPS X	22.12	951 211	21,040 79	17,328 66	3,712.13	160.75	0 76%
MANNING & NAPIER FUND INC EQUITY SERIES 563821-60-2 EXEY X	17 14	855 353	14,660 75	17,551.85	(2,891 10)	29.93	0 20%
PRIMECAP ODYSSEY FUNDS ODYSSEY STK FD 74160Q-30-1 POSK X	15 98	343 738	5,492 93	5,572 00	(79.07)	84 55	1 54%



MILDRED O'DONNELL TESTAMENTARY TRUST ACCT R75907007
For the Period 10/1/12 to 12/31/12

	Price	Quantity	Value	Adjusted Tax Cost Original Cost	Unrealized Gain/Loss	Est. Annual Inc. Accrued Div	Yield
US Large Cap Equity							
SPDR S&P 500 ETF TRUST 78462F-10-3 SPY	142.41	191,000	27,200.31	26,289.42	910.89	592.67 195.17	2.18%
Total US Large Cap Equity			\$135,643.09	\$121,436.50	\$14,206.59	\$1,765.00 \$263.74	1.30%
US Mid Cap Equity							
ISHARES CORE S&P MID-CAP ETF 464287-50-7 IJH	101.70	58,000	5,898.60	3,944.06	1,954.54	84.15	1.43%
JPM MARKET EXPANSION INDEX FD - SEL FUND 3708 4812C1-63-7 PGMI X	10.61	1,061,007	11,257.28	6,864.71	4,392.57	124.13	1.10%
JPM TRI MIDCAP CORE - SEL 48121L-75-9 JMRS X	17.86	929,143	16,594.49	16,283.00	311.49	140.30 13.07	0.85%
Total US Mid Cap Equity			\$33,750.37	\$27,091.77	\$6,658.60	\$348.58 \$13.07	1.03%
EAFE Equity							
ARTISAN INTL VALUE FUND - INV 04314H-88-1 ARTK X	30.38	571,296	17,355.97	14,146.89	3,209.08		
ISHARES MSCI EAFE INDEX FUND 464287-46-5 EFA	56.86	201,000	11,428.86	11,696.85	(267.99)	353.55	3.09%
JPM INTL VALUE FD - SEL FUND 1296 4812A0-56-5 JIES X	12.86	1,803,898	23,198.13	24,656.56	(1,458.43)	571.83	2.47%



MILDRED O'DONNELL TESTAMENTARY TRUST ACCT. R75907007
For the Period 10/1/12 to 12/31/12

	Price	Quantity	Value	Adjusted Tax Cost Original Cost	Unrealized Gain/Loss	Est. Annual Inc. Accrued Div.	Yield
EAFE Equity							
MFS INTL VALUE-I 55273E-82-2 MINI X	28.17	589,104	16,595.06	15,082.00	1,513.06	302.79	1.82%
Total EAFE Equity			\$68,578.02	\$65,582.30	\$2,995.72	\$1,228.17	1.79%
European Large Cap Equity							
VANGUARD MSCI EUROPE ETF 922042-87-4 VGK	48.84	116,000	5,665.44	5,627.79	37.65	170.40	3.01%
Asia ex-Japan Equity							
ABERDEEN ASIA PACIFIC (EX JAPAN) EQUITY FUND - INSTITUTIONAL SERVICE SHARES 003021-69-8 AAPI X	12.03	1,009,754	12,147.34	10,663.00	1,484.34	172.66	1.42%
MATTHEWS PACIFIC TIGER INSTL FUND 577130-83-4 MIPT X	24.41	467,347	11,407.94	8,377.56	3,030.38	94.40	0.83%
Total Asia ex-Japan Equity			\$23,555.28	\$19,040.56	\$4,514.72	\$267.06	1.13%
Emerging Market Equity							
JPM EM MKTS EQUITY FD - SEL FUND 1235 4812A0-62-3 JEMS X	23.90	276,428	6,606.63	6,625.99	(19.36)	32.89 1.98	0.50%



MILDRED O DONNELL TESTAMENTARY TRUST ACCT. R75907007
 For the Period 10/1/12 to 12/31/12

	Price	Quantity	Value	Adjusted Tax Cost Original Cost	Unrealized Gain/Loss	Est Annual Inc Accrued Div.	Yield
Emerging Market Equity							
VANGUARD MSCI EMERGING MARKETS ETF 922042-85-8 VWO	44.53	140,000	6,234.20	6,277.21	(43.01)	136.50	2.19%
Total Emerging Market Equity			\$12,840.83	\$12,903.20	(\$62.37)	\$169.39 \$1.98	1.32%

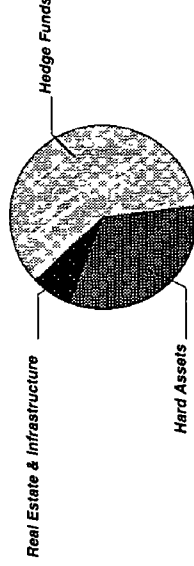


MILDRED O'DONNELL TESTAMENTARY TRUST ACCT. F75907007
For the Period 10/1/12 to 12/31/12

Alternative Assets Summary

Asset Categories	Beginning Estimated Value	Ending Estimated Value	Change In Value	Current Allocation
Hedge Funds	39,957.01	49,394.83	9,437.82	9%
Real Estate & Infrastructure	5,864.94	5,946.76	81.82	1%
Hard Assets	21,664.64	25,681.99	4,017.35	5%
Total Value	\$67,486.59	\$81,023.58	\$13,536.99	15%

Asset Categories



Alternative Assets Detail

Alternative Assets as a percentage of your portfolio - 15 %

	Price	Quantity	Estimated Value	Cost
Hedge Funds				
AIM INVT FDS	12.53	850.405	10,655.57	10,494.00
BAL RISK ALL Y				
00141V-69-7 ACRY X				
ARBITRAGE FUNDS - I				
CL I	12.77	460.005	5,874.26	6,011.33
03875R-20-5 ARBN X				

J.P. Morgan



MILDRED O'DONNELL TESTAMENTARY TRUST ACCT R75907007
For the Period 10/1/12 to 12/31/12

	Price	Quantity	Estimated Value	Cost
Hedge Funds				
EATON VANCE FLOATING-RATE ADVANTAGE I 277923-63-7 EIFA X	11 10	985 504	10,939 09	10,801.12
EATON VANCE MUT FDS TR GB MACRO ABSOLUTE RTN I 277923-72-8 EIGM X	9 83	581 367	5,714 84	5,939 67
GATEWAY FUND - Y 367829-88-4 GTEY X	27.11	402 712	10,917.52	10,808 00
PIMCO FDS UNCONSTR BD 72201M-45-3 PUCP X	11 48	461 111	5,293 55	5,395 00
Total Hedge Funds			\$49,394.83	\$49,449.12



MILDRED O'DONNELL TESTAMENTARY TRUST ACCT R75907007
 For the Period 10/1/12 to 12/31/12

	Quantity/Original Commitment Amount	Cost/Net Capital Called Since Inception	Net Distributions Since Inception	Estimated Value	Est. Annual Inc. Accrued Div.	Yield
Real Estate & Infrastructure						
JPM REALTY INCOME FD - INSTL FUND 1372 904504-50-3 URTL X	511.33	4,601.96		5,946.76	112.49	1.89%

Amounts shown above under "Estimated Value" for private equity funds are estimates based on the latest fund values received from each underlying fund, which value may be as of a date (underlying fund value date) prior to the period covered by this statement. The values provided by the underlying fund have been adjusted for any cash flows between your account and such fund that have occurred subsequent to the underlying fund value date to derive the "Estimated Value". Therefore, such "Estimated Value" may not reflect the value of your interest shown on any fund's actual books and records as of the date of this statement. For additional information, please contact your J.P. Morgan representative.

For private equity funds, Estimated Values are based on estimates provided by the underlying funds that are generally presented on a US GAAP basis, which records investments at fair value, or "marked-to-market". Most of these underlying funds also present their audited financial statements on a US GAAP basis (i.e., "marked-to-market"). However, some of these underlying funds present their audited financial statements using the Income Tax Basis of Accounting, which records investments "at cost" based on the accrual basis of accounting for Federal income taxes. Where the underlying fund provides periodic estimates on a "marked-to-market" basis but reflects investments "at cost" in its audited financial statements, the marked-to-market Estimated Value shown herein for a private equity fund may be materially different from the value reflected on such fund's audited financial statements (which are also based on the audited financial statements of the underlying fund).

	Price	Quantity	Estimated Value	Cost
Hard Assets				
HIGHBRIDGE DYNAMIC COMM STRG FD -SEL 48121A-67-0 HDCS X	13.97	283,465	3,960.01	5,400.00
POWERSHARES DB COMMODITY INDEX TRACKING FUND 73935S-10-5 DBC	27.78	397,000	11,028.66	11,424.91



MILDRED O'DONNELL TESTAMENTARY TRUST ACCT F75907007
For the Period 10/1/12 to 12/31/12

	Price	Quantity	Estimated Value	Cost
Hard Assets				
SPDR GOLD TRUST 78463V-10-7 GLD	162.02	66 000	10,693.32	8,558.22
Total Hard Assets			\$25,681.99	\$25,383.13

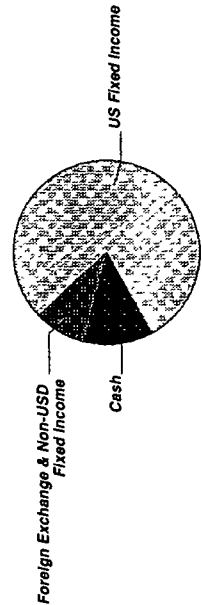


MILDRED O'DONNELL TESTAMENTARY TRUST ACCT R75907007
For the Period 10/1/12 to 12/31/12

Cash & Fixed Income Summary

Asset Categories	Beginning Market Value	Ending Market Value	Change In Value	Current Allocation
Cash	29,625.62	19,049.98	(10,575.64)	4%
US Fixed Income	169,458.95	141,096.77	(28,362.18)	26%
Foreign Exchange & Non-USD Fixed Income	16,732.21	16,954.20	221.99	3%
Total Value	\$215,816.78	\$177,100.95	(\$38,715.83)	33%

Market Value/Cost	Current Period Value
Market Value	177,100.95
Tax Cost	171,414.37
Unrealized Gain/Loss	5,686.58
Estimated Annual Income	4,480.60
Accrued Interest	360.79
Yield	2.53%



Cash & Fixed Income as a percentage of your portfolio - 33%

SUMMARY BY MATURITY

Cash & Fixed Income	Market Value	% of Bond Portfolio
0-6 months ¹	177,100.95	100%

¹ The years indicate the number of years until the bond is scheduled to mature based on the statement end date. Some bonds may be called, or paid in full, before their stated maturity.

SUMMARY BY TYPE

Cash & Fixed Income	Market Value	% of Bond Portfolio
Cash	19,049.98	10%
International Bonds	16,890.43	9%
Mutual Funds	141,160.54	81%
Total Value	\$177,100.95	100%



MILDRED O'DONNELL, TESTAMENTARY TRUST ACCT. R75907007
For the Period 10/1/12 to 12/31/12

Note: ¹ This is the Annual Percentage Yield (APY) which is the rate earned if balances remain on deposit for a full year with compounding, there is no change in the interest rate and all interest is left in the account

Cash & Fixed Income Detail

	Price	Quantity	Value	Adjusted Tax Cost Original Cost	Unrealized Gain/Loss	Est Annual Income Accrued Interest	Yield
Cash							
US DOLLAR PRINCIPAL	1.00	19,049.98	19,049.98	19,049.98		5.71	0.03% ¹
US Fixed Income							
JPM STR INC OPP FD FUND 3844 4812A4-35-1	11.83	916.12	10,837.66	9,286.34	1,551.32	382.93 37.56	3.53%
DOUBLELINE FDS TR TTL RTN BD 1 258620-10-3	11.33	462.47	5,239.74	5,175.00	64.74	332.51 26.06	6.35%
JPM HIGH YIELD FD - SEL FUND 3580 4812C0-80-3	8.14	1,368.08	11,136.15	10,192.18	943.97	712.76 71.14	6.40%
JPM SHORT DURATION BOND FD - SEL FUND 3133 4812C1-33-0	10.99	6,364.09	69,941.31	67,619.65	2,321.66	890.97 82.73	1.27%
JPM TR I MLT SC INCM SL 48121A-29-0	10.22	1,057.11	10,803.68	10,687.40	116.28	445.04 65.54	4.12%
JPM TR I INFL MANAGED BD - SEL 48121A-56-3	10.81	1,024.39	11,073.69	10,836.75	236.94	220.24 13.32	1.99%



MILDRED O'DONNELL TESTAMENTARY TRUST ACCT R75907007
For the Period 10/1/12 to 12/31/12

	Price	Quantity	Value	Adjusted Tax Cost Original Cost	Unrealized Gain/Loss	Est Annual Income Accrued Interest	Yield
US Fixed Income							
RIDGEWORTH FDS SEIX FLRT HI I 76628T-67-8	8.98	1,798.78	16,153.04	16,242.98	(89.94)	789.66 64.44	4.89%
BLACKROCK HIGH YIELD BOND 091929-63-8	8.09	730.72	5,911.50	5,400.00	511.50	363.89	6.16%
Total US Fixed Income			\$141,096.77	\$135,440.30	\$5,656.47	\$4,138.00 \$360.79	2.93%
Foreign Exchange & Non-USD Fixed Income							
JPM INTL CURRENCY INCOME FD 4812A3-29-6	11.27	967.30	10,901.43	11,098.17	(196.74)	252.46	2.32%
DREYFUS LAUREL EMG MKT DEBT LOC C-1 261980-49-4	15.34	394.57	6,052.77	5,825.92	226.85	84.43	1.40%
Total Foreign Exchange & Non-USD Fixed Income			\$16,954.20	\$16,924.09	\$30.11	\$336.89	1.99%



MILDRED O'DONNELL TESTAMENTARY TRUST ACCT R75907007
For the Period 10/1/12 to 12/31/12

Specialty Assets Summary

Asset Categories	Beginning Estimated Value	Ending Estimated Value	Change In Value	Current Allocation
Oil & Gas	2.00	2.00	0.00	1%

Specialty Assets Detail

	Estimated Value	Gross Income	Production Tax	Expenses	Net Income	Net Income After Depletion
	Estimated Cost					
Oil & Gas						
CUSTER CO, OK - ALL MINERALS	1.00	443.09	(3.79)		439.30	372.84
SEC 3-T15N-R15W S/2 NE/4	1.00					
MINERAL INTEREST						
Bearer						
997717-69-6						
3717201 PUTNAM OSWEGO UNIT TRACT 3		443.09	(3.79)		439.30	372.84
PUTNAM OSWEGO UNIT TRACT 31						
CUSTER CO, OK - ALL MINERALS						
CUSTER CO, OK - SEC	1.00					
26-T15N-R15W 10 ACRE TRACT IN	1.00					
NW/4 BEG IN NE CORNER NW/4 THEN						
S 80 RODS, W 20 RODS, N 80 RODS, E						
MINERAL INTEREST						
Bearer						
997717-69-7						



MILDRED O'DONNELL TESTAMENTARY TRUST ACCT. R75907007
For the Period 10/1/12 to 12/31/12

	Estimated Value Estimated Cost	Gross Income	Production Tax	Expenses	Net Income	Depletion	Net Income After Depletion
Oil & Gas							
US DOLLAR INCOME							
Total Oil & Gas	\$2.00 \$2.00	\$443.09	(\$3.79)	\$0.00	\$439.30	(\$66.46)	\$372.84



MILDRED O'DONNELL TESTAMENTARY TRUST ACCT R75907007
For the Period 10/1/12 to 12/31/12

Portfolio Activity Summary

	PRINCIPAL		INCOME	
Transactions	Current Period Value	Year-To-Date Value*	Current Period Value	Year-To-Date Value*
Beginning Cash Balance	29,625.62	--	4,125.98	--
INFLOWS				
Income			6,158.82	12,022.98
Contributions	377.72	377.72		1,265.00
Miscellaneous Credits	66.46	100.29	(66.46)	(100.29)
Total Inflows	\$444.18	\$478.01	\$6,092.36	\$13,187.69
OUTFLOWS **				
Withdrawals	(17,576.56)	(18,036.56)	(8,380.23)	(8,842.48)
Fees & Commissions	(812.49)	(3,249.96)	(812.49)	(3,249.96)
Tax Payments		(844.00)		(346.00)
Total Outflows	(\$18,389.05)	(\$22,130.52)	(\$9,192.72)	(\$12,438.44)
TRADE ACTIVITY				
Settled Sales/Maturities/Redemptions	43,292.40	158,551.81		
Settled Securities Purchased	(35,923.17)	(133,208.70)		
Total Trade Activity	\$7,369.23	\$25,343.11	\$0.00	\$0.00
Ending Cash Balance	\$19,049.98	--	\$1,025.62	--

* Year to date information is calculated on a calendar year basis

** Your account's standing instructions use a HIGH COST method for relieving assets from your position



MILDRED O'DONNELL TESTAMENTARY TRUST ACCT R75907007
For the Period 10/1/12 to 12/31/12

Portfolio Activity Detail

INFLOWS & OUTFLOWS

Settle Date	Type	Selection Method	Description	Quantity Cost	Per Unit Amount	PRINCIPAL Amount	INCOME Amount
10/1	Div Domestic		JPM INTREPID VALUE FD - SEL FUND 1136 @ 0.12092 PER SHARE (ID: 4812A2-30-6)	481 696	0.121		58.25
10/1	Interest Income		DEPOSIT SWEEP INTEREST FOR SEPT @ 03% RATE ON NET AVG COLLECTED BALANCE OF \$40,056.86 AS OF 10/01/12				0.98
10/1	Div Domestic		JPM STR INC OPP FD FUND 3844 @ 0.037 PER SHARE (ID: 4812A4-35-1)	916.117	0.037		33.90
10/1	Div Domestic		JPM EQUITY INCOME FD - SEL FUND 3128 @ 0.02147 PER SHARE (ID: 4812C0-49-8)	315 328	0.021		6.77
10/1	Div Domestic		JPM HIGH YIELD FD - SEL FUND 3580 @ 0.044 PER SHARE (ID: 4812C0-80-3)	2,004 707	0.044		88.21
10/1	Div Domestic		JPM SHORT DURATION BOND FD - SEL FUND 3133 @ 0.009 PER SHARE (ID: 4812C1-33-0)	8,012.847	0.009		72.12
10/1	Div Domestic		ISHARES S&P MIDCAP 400 INDEX FUND @ 0.315437 PER SHARE (ID: 464287-50-7)	58 000	0.316		18.30
10/1	Div Domestic		JPM MARKET EXPANSION INDEX FD - SEL FUND 3708 @ 0.01178 PER SHARE (ID: 4812C1-63-7)	1,061 007	0.012		12.50
10/1	Div Domestic		JPM TR I MLT SC INCM SL @ 0.007 PER SHARE (ID: 48121A-29-0)	1,057 112	0.007		7.40
10/1	Div Domestic		JPM TR I INFL MANAGED BD - SEL @ 0.01 PER SHARE (ID: 48121A-56-3)	1 504 209	0.01		15.04
10/1	Div Domestic		JPM TAX AWARE EQUITY FD - SEL @ 0.059932 PER SHARE (ID: 48121L-57-7)	890 766	0.059		52.84



MILDRED O'DONNELL TESTAMENTARY TRUST ACCT R75907007
For the Period 10/1/12 to 12/31/12

Settle Date	Type Selection Method	Description	Quantity Cost	Per Unit Amount	PRINCIPAL Amount	INCOME Amount
10/1	Div Domestic	JPM REALTY INCOME FD - INSTL FUND 1372 @ 0.04038 PER SHARE (ID. 904504-50-3)	511.329	0.04		20.65
10/1	Div Domestic	BLACKROCK HIGH YIELD BOND 09/28/12 INCOME DIVIDEND @ 0.041 PER SHARE AS OF 09/28/12 (ID 091929-63-8)	730.717	0.041		29.87
10/1	Div Domestic	EATON VANCE FLOATING-RATE ADVANTAGE I 09/28/12 INCOME DIVIDEND @ 0.061 PER SHARE AS OF 09/28/12 (ID: 277923-63-7)	985.504	0.061		59.80
10/1	Div Domestic	EATON VANCE MUT FDS TR GB MACRO ABSOLUTE RTN I 09/28/12 INCOME DIVIDEND @ 0.032 PER SHARE AS OF 09/28/12 (ID: 277923-72-8)	581.367	0.032		18.55
10/2	Div Domestic	DOUBLELINE FDS TR TTL RTN BD I 09/28/12 INCOME DIVIDEND @ 0.053 PER SHARE AS OF 09/28/12 (ID. 258620-10-3)	462.466	0.053		24.57
10/2	Div Domestic	RIDGEWORTH FDS SEIX FLRT HI I 10/01/12 INCOME DIVIDEND @ 0.040 PER SHARE AS OF 10/01/12 (ID 76628T-67-8)	1,798.780	0.036		65.22
10/4	Interest Income	CHECK DEPOSIT 2011 FED 1041 TAX REFUND INTEREST 73-6279501				0.56
10/31	Div Domestic	SPDR S&P 500 ETF TRUST @ 0.77945 PER SHARE (ID 78462F-10-3)	155.000	0.779		120.81
11/1	Div Domestic	JPM STR INC OPP FD FUND 3844 @ 0.031 PER SHARE (ID 4812A4-35-1)	916.117	0.031		28.40
11/1	Interest Income	DEPOSIT SWEEP INTEREST FOR OCT @ 03% RATE ON NET AVG COLLECTED BALANCE OF \$35,344.73 AS OF 11/01/12				0.90
11/1	Div Domestic	JPM EQUITY INCOME FD - SEL FUND 3128 @ 0.01333 PER SHARE (ID. 4812C0-49-8)	315.328	0.013		4.20



MILDRED O'DONNELL TESTAMENTARY TRUST ACCT. R75907007
 For the Period 10/1/12 to 12/31/12

Settle Date	Type Selection Method	Description	Quantity Cost	Per Unit Amount	PRINCIPAL Amount	INCOME Amount
Income						
11/1	Div Domestic	JPM HIGH YIELD FD - SEL FUND 3580 @ 0.044 PER SHARE (ID 4812C0-80-3)	1,368 077	0.044		60.20
11/1	Div Domestic	JPM SHORT DURATION BOND FD - SEL FUND 3133 @ 0.011 PER SHARE (ID 4812C1-33-0)	7,078 333	0.011		77.86
11/1	Div Domestic	JPM TR I MLT SC INCM SL @ 0.027 PER SHARE (ID: 48121A-29-0)	1,057 112	0.027		28.54
11/1	Div Domestic	JPM TR I INFL MANAGED BD - SEL @ 0.017 PER SHARE (ID 48121A-56-3)	1,024 393	0.017		17.41
11/1	Div Domestic	BLACKROCK HIGH YIELD BOND 10/31/12 INCOME DIVIDEND @ 0.042 PER SHARE AS OF 10/31/12 (ID: 091929-63-8)	730 717	0.042		30.38
11/1	Div Domestic	EATON VANCE FLOATING-RATE ADVANTAGE I 10/31/12 INCOME DIVIDEND @ 0.048 PER SHARE AS OF 10/31/12 (ID: 277923-63-7)	985 504	0.048		47.53
11/1	Div Domestic	EATON VANCE MUT FDS TR GB MACRO ABSOLUTE RTN I 10/31/12 INCOME DIVIDEND @ 0.033 PER SHARE AS OF 10/31/12 (ID: 277923-72-8)	581 367	0.033		19.17
11/2	STCapitalGain Dist	FMI FDS INC LARGE CAP FD 10/31/12 SHORT TERM CAPITAL GAINS @ 0.085 PER SHARE AS OF 10/31/12 (ID 302933-20-5)	667 186	0.086		57.60
11/2	Div Domestic	DOUBLELINE FDS TR TTL RTN BD I 10/31/12 INCOME DIVIDEND @ 0.053 PER SHARE AS OF 10/31/12 (ID: 258620-10-3)	462 466	0.053		24.45
11/2	Div Domestic	FMI FDS INC LARGE CAP FD 10/31/12 INCOME DIVIDEND @ 0.128 PER SHARE AS OF 10/31/12 (ID 302933-20-5)	667 186	0.13		86.80



MILDRED O'DONNELL TESTAMENTARY TRUST ACCT. R75907007
For the Period 10/1/12 to 12/31/12

Settle Date	Type Selection Method	Description	Quantity Cost	Per Unit Amount	PRINCIPAL Amount	INCOME Amount
11/2	Div Domestic	RIDGEWORTH FDS SEIX FLRT HI 11/01/12 INCOME DIVIDEND @ 0.037 PER SHARE AS OF 11/01/12 (ID 76628T-67-8)	1,798 780	0.037		67.36
12/3	Interest Income	DEPOSIT SWEEP INTEREST FOR 11/01/12 - 11/30/12 @ 0.03% RATE ON AVG COLLECTED BALANCE OF \$35,730.49 AS OF 12/01/12				0.89
12/3	Div Domestic	JPM STR INC OPP FD FUND 3844 @ 0.033 PER SHARE (ID 4812A4-35-1)	916 117	0.033		30.23
12/3	Div Domestic	JPM EQUITY INCOME FD - SEL FUND 3128 @ 0.0255 PER SHARE (ID 4812C0-49-8)	315 328	0.026		8.04
12/3	Div Domestic	JPM HIGH YIELD FD - SEL FUND 3580 @ 0.043 PER SHARE (ID 4812C0-80-3)	1,368 077	0.043		58.83
12/3	Div Domestic	JPM SHORT DURATION BOND FD - SEL FUND 3133 @ 0.009 PER SHARE (ID 4812C1-33-0)	6,364 086	0.009		57.28
12/3	Div Domestic	JPM TR I MLT SC INCM SL @ 0.026 PER SHARE (ID 48121A-29-0)	1,057 112	0.026		27.48
12/3	Div Domestic	JPM TR I INFL MANAGED BD - SEL @ 0.017 PER SHARE (ID: 48121A-56-3)	1,024 393	0.017		17.41
12/3	Div Domestic	BLACKROCK HIGH YIELD BOND 11/30/12 INCOME DIVIDEND @ 0.043 PER SHARE AS OF 11/30/12 (ID 091929-63-8)	730 717	0.043		31.22
12/3	Div Domestic	EATON VANCE FLOATING-RATE ADVANTAGE I 11/30/12 INCOME DIVIDEND @ 0.048 PER SHARE AS OF 11/30/12 (ID 277923-63-7)	985 504	0.048		47.33
12/3	Div Domestic	EATON VANCE MUT FDS TR GB MACRO ABSOLUTE RTN I 11/30/12 INCOME DIVIDEND @ 0.032 PER SHARE AS OF 11/30/12 (ID 277923-72-8)	581 367	0.032		18.55



MILDRED O'DONNELL TESTAMENTARY TRUST ACCT R75907007
For the Period 10/1/12 to 12/31/12

Settle Date	Type Selection Method	Description	Quantity Cost	Per Unit Amount	PRINCIPAL Amount	INCOME Amount
12/4	Div Domestic	DOUBLELINE FDS TR TTL RTN BD I 11/30/12 INCOME DIVIDEND @ 0.051 PER SHARE AS OF 11/30/12 (ID: 258620-10-3)	462.466	0.051		23.46
12/4	Div Domestic	DREYFUS LAUREL EMG MKT DEBT LOC C-1 12/03/12 INCOME DIVIDEND @ 0.091 PER SHARE AS OF 12/03/12 (ID: 261980-49-4)	394.574	0.091		35.91
12/4	Div Domestic	PIMCO FDS UNCONSTR BD 11/30/12 INCOME DIVIDEND @ 0.005 PER SHARE AS OF 11/30/12 (ID: 72201M-45-3)	461.111	0.005		2.30
12/4	Div Domestic	RIDGEMOUTH FDS SEIX FLRT HI I 12/03/12 INCOME DIVIDEND @ 0.034 PER SHARE AS OF 12/03/12 (ID: 76628T-67-8)	1,798.780	0.034		61.64
12/11	STCapitalGain Dist	AIM INVT FDS BAL RISK ALL Y 12/07/12 SHORT TERM CAPITAL GAINS @ 0.211 PER SHARE AS OF 12/07/12 (ID: 00141V-69-7)	850.405	0.211		179.78
12/11	Div Domestic	AIM INVT FDS BAL RISK ALL Y 12/07/12 INCOME DIVIDEND @ 0.308 PER SHARE AS OF 12/07/12 (ID: 00141V-69-7)	850.405	0.308		261.67
12/13	Div Domestic	PRIMECAP ODYSSEY FUNDS ODYSSEY STK FD 12/11/12 INCOME DIVIDEND @ 0.246 PER SHARE AS OF 12/11/12 (ID: 74160Q-30-1)	343.738	0.246		84.70
12/14	STCapitalGain Dist	JPM STR INC OPP FD FUND 3844 SHORT TERM CAPITAL GAINS @ 0.00331 (ID: 4812A4-35-1)	916.117	0.003		3.03
12/14	STCapitalGain Dist	JPM EQUITY INCOME FD - SEL FUND 3128 SHORT TERM CAPITAL GAINS @ 0.01581 (ID: 4812C0-49-8)	315.328	0.016		4.99
12/14	STCapitalGain Dist	JPM HIGH YIELD FD - SEL FUND 3580 SHORT TERM CAPITAL GAINS @ 0.04175 (ID: 4812C0-80-3)	1,368.077	0.042		57.12



MILDRED O'DONNELL TESTAMENTARY TRUST ACCT. R75907007
For the Period 10/1/12 to 12/31/12

Settle Date	Type Selection Method	Description	Quantity Cost	Per Unit Amount	PRINCIPAL Amount	INCOME Amount
12/14	STCapitalGain Dist	JPM SHORT DURATION BOND FD - SEL FUND 3133 SHORT TERM CAPITAL GAINS @ 0 00068 (ID: 4812C1-33-0)	6,364,086	0 001		4 33
12/14	STCapitalGain Dist	JPM TR I INFL MANAGED BD - SEL SHORT TERM CAPITAL GAINS @ 0 03387 (ID 48121A-56-3)	1,024,393	0 034		34 70
12/14	STCapitalGain Dist	JPM TR I MIDCAP CORE - SEL SHORT TERM CAPITAL GAINS @ 0 12353 (ID 48121L-75-9)	929,143	0 124		114 78
12/14	STCapitalGain Dist	JPM REALTY INCOME FD - INSTL FUND 1372 SHORT TERM CAPITAL GAINS @ 0 0237 (ID 904504-50-3)	511,329	0 024		12 12
12/14	Div Domestic	MATTHEWS PACIFIC TIGER INSTL FUND 12/13/12 INCOME DIVIDEND @ 0 202 PER SHARE AS OF 12/13/12 (ID: 577130-83-4)	467,347	0 202		94 26
12/17	Div Domestic	MFS INTL VALUE-I 12/13/12 INCOME DIVIDEND @ 0 514 PER SHARE AS OF 12/13/12 (ID 55273E-82-2)	589,104	0 514		302 98
12/18	STCapitalGain Dist	MANNING & NAPIER FUND INC EQUITY SERIES 12/17/12 SHORT TERM CAPITAL GAINS @ 0.440 PER SHARE AS OF 12/17/12 (ID 563821-60-2)	855,353	0 44		376 53
12/18	Div Domestic	MANNING & NAPIER FUND INC EQUITY SERIES 12/17/12 INCOME DIVIDEND @ 0.035 PER SHARE AS OF 12/17/12 (ID: 563821-60-2)	855,353	0 035		29 85
12/19	Div Domestic	JPM INTL VALUE FD - SEL FUND 1296 @ 0 31714 PER SHARE (ID: 4812A0-56-5)	1,803,898	0 317		572.09
12/19	Div Domestic	JPM EM MKTS EQUITY FD - SEL FUND 1235 @ 0.1191 PER SHARE (ID 4812A0-62-3)	276,428	0 119		32 92
12/19	Div Domestic	JPM INTREPID AMERICA FD - SEL FUND 1206 @ 0 49465 PER SHARE (ID 4812A2-10-8)	437,601	0 495		216 46
12/19	Div Domestic	JPM INTREPID VALUE FD - SEL FUND 1136 @ 0 13728 PER SHARE (ID: 4812A2-30-6)	426,548	0 137		58 56



MILDRED O'DONNELL TESTAMENTARY TRUST ACCT. R75907007
For the Period 10/1/12 to 12/31/12

Settle Date	Type Selection Method	Description	Quantity Cost	Per Unit Amount	PRINCIPAL Amount	INCOME Amount
Income						
12/19	Div Domestic	JPM US LRGE CAP CORE PLUS FD - SEL FUND 1002 @ 0 16875 PER SHARE (ID 4812A2-38-9)	951 211	0.169		160.52
12/19	Div Domestic	JPM LARGE CAP GROWTH FD - SEL FUND 3118 @ 0 10459 PER SHARE (ID. 4812C0-53-0)	568.677	0.105		59.48
12/19	Div Domestic	JPM MARKET EXPANSION INDEX FD - SEL FUND 3708 @ 0 05263 PER SHARE (ID 4812C1-63-7)	1,061.007	0.053		55.84
12/19	Div Domestic	JPM TAX AWARE EQUITY FD - SEL @ 0.16954 PER SHARE (ID 48121L-57-7)	829 926	0.17		140.71
12/19	Div Domestic	JPM TR I MIDCAP CORE - SEL @ 0 15103 PER SHARE (ID 48121L-75-9)	929 143	0.151		140.33
12/19	Div Domestic	JPM REALTY INCOME FD - INSTL FUND 1372 @ 0.02866 PER SHARE (ID 904504-50-3)	511.329	0.029		14.65
12/20	STCapitalGain Dist	ARBITRAGE FUNDS - I CL I 12/19/12 SHORT TERM CAPITAL GAINS @ 0.258 PER SHARE AS OF 12/19/12 (ID 03875R-20-5)	460 005	0.258		118.68
12/20	Div Domestic	ARBITRAGE FUNDS - I CL I 12/19/12 INCOME DIVIDEND @ 0.127 PER SHARE AS OF 12/19/12 (ID. 03875R-20-5)	460 005	0.127		58.57
12/21	STCapitalGain Dist	ARTISAN INTL VALUE FUND - INV 12/19/12 SHORT TERM CAPITAL GAINS @ 0.014 PER SHARE AS OF 12/19/12 (ID. 04314H-88-1)	571.296	0.014		8.23
12/21	Div Domestic	ARTISAN INTL VALUE FUND - INV 12/19/12 INCOME DIVIDEND @ 0.294 PER SHARE AS OF 12/19/12 (ID. 04314H-88-1)	571.296	0.294		167.73
12/21	Div Domestic	RIDGEWORTH FDS SEIX FLRT HI I 12/20/12 INCOME DIVIDEND @ 0.001 PER SHARE AS OF 12/20/12 (ID. 76628T-67-8)	1,798 780	0.001		1.22



MILDRED O'DONNELL TESTAMENTARY TRUST ACCT. R75907007
For the Period 10/1/12 to 12/31/12

Settle Date	Type Selection Method	Description	Quantity Cost	Per Unit Amount	PRINCIPAL Amount	INCOME Amount
12/24	STCapitalGain Dist	BLACKROCK HIGH YIELD BOND 12/21/12 SHORT TERM CAPITAL GAINS @ 0.030 PER SHARE AS OF 12/21/12 (ID: 091929-63-8)	730 717	0 03		22.23
12/24	Div Domestic	ABERDEEN ASIA PACIFIC (EX JAPAN) EQUITY FUND - INSTITUTIONAL SERVICE SHARES 12/21/12 INCOME DIVIDEND @ 0 171 PER SHARE AS OF 12/21/12 (ID: 003021-69-8)	1,009.754	0 171		172 34
12/24	Div Domestic	GATEWAY FUND - Y 12/21/12 INCOME DIVIDEND @ 0 180 PER SHARE AS OF 12/21/12 (ID: 367829-88-4)	402 712	0 18		72 33
12/26	Div Domestic	ISHARES CORE S&P MID-CAP ETF @ 0 585159 PER SHARE (ID: 464287-50-7)	58 000	0 585		33 94
12/27	Div Domestic	ISHARES MSCI EAFE INDEX FUND @ 0.609522 PER SHARE (ID: 464287-46-5)	201 000	0 61		122 51
12/27	Div Domestic	VANGUARD MSCI EMERGING MARKETS ETF @ 0 45 PER SHARE (ID: 922042-85-8)	140 000	0 45		63 00
12/27	Div Domestic	VANGUARD MSCI EUROPE ETF @ 0 391 PER SHARE (ID: 922042-87-4)	116 000	0 391		45.36
	Mineral Receipts	MINERAL REVENUE SUSPENSE (ID: VARMIN-ER-A)				443 09
12/31	Div Domestic	DREYFUS LAUREL EMG MKT DEBT LOC C-1 12/28/12 INCOME DIVIDEND @ 0 123 PER SHARE AS OF 12/28/12 (ID: 261980-49-4)	394 574	0 123		48 53
12/31	Div Domestic	PIMCO FDS UNCONSTN BD 12/27/12 INCOME DIVIDEND @ 0 197 PER SHARE AS OF 12/27/12 (ID: 72201M-45-3)	461 111	0 197		90 95
Total Income						\$6,158.82



MILDRED O'DONNELI TESTAMENTARY TRUST ACCT. R75907007
For the Period 10/1/12 to 12/31/12

Settle Date	Type Selection Method	Description	Quantity Cost	PRINCIPAL Amount	INCOME Amount
Contributions					
10/4	Tax Refund	CHECK DEPOSIT 2011 FED 1041 TAX REFUND CK 73-6279501		377.72	
Miscellaneous Credits					
	Mineral Depletion	TRUST DEPLETION - OTHER (ID 997717-69-6)		66.46	(66.46)
	Mineral Depletion	TRUST DEPLETION - OTHER (ID 997717-69-6)		\$66.46	(\$66.46)
Total Miscellaneous Credits					

Settle Date	Type Selection Method	Description	Quantity Cost	PRINCIPAL Amount	INCOME Amount
Withdrawals					
10/16	Misc Disbursement	PAID HOGAN TAYLOR LLP SERVICES RENDERED TAX RETURNS 2011 INVOICE ODO001 DTD 7 31 2012 TREASURERS CHECK NO 2547080		(397.50)	
10/16	Misc Disbursement	PAID HOGAN TAYLOR LLP SERVICES RENDERED TAX RETURNS 2011 INVOICE ODO001 DTD 7:31:2012 TREASURERS CHECK NO 2547080			(397.50)
12/20	Pmt to Beneficiary	PAID DOMINICAN FATHERS SHRINE OF ST PAYMENT BY CHECK RMD DISBURSEMENT TREASURERS CHECK NO 2616110		(17,179.06)	
12/20	Pmt to Beneficiary	PAID DOMINICAN FATHERS SHRINE OF ST PAYMENT BY CHECK RMD DISBURSEMENT TREASURERS CHECK NO 2616110			(7,978.94)
Total Withdrawals					
	MinExp-Prod Tax	PRODUCTION TAXES-OIL - R I (ID 997717-69-6)		(\$17,576.56)	(3.79)
					(\$8,380.23)



MILDRED O'DONNELL TESTAMENTARY TRUST ACCT R75907007
For the Period 10/1/12 to 12/31/12

Settle Date	Type Selection Method	Description	Quantity Cost	PRINCIPAL Amount	INCOME Amount
Fees & Commissions					
10/16	Fees & Commissions	JPMORGAN CHASE TRUST FEE FOR THE PERIOD 09-17-2012 TO 10-16-2012 INC \$270.83 PRINC \$270.83		(270.83)	(270.83)
10/16	Fees & Commissions	JPMORGAN CHASE TRUST FEE FOR THE PERIOD 09-17-2012 TO 10-16-2012 INC \$270.83 PRINC \$270.83		(270.83)	
11/16	Fees & Commissions	JPMORGAN CHASE TRUST FEE FOR THE PERIOD 10-17-2012 TO 11-16-2012 INC \$270.83 PRINC \$270.83		(270.83)	(270.83)
11/16	Fees & Commissions	JPMORGAN CHASE TRUST FEE FOR THE PERIOD 10-17-2012 TO 11-16-2012 INC \$270.83 PRINC \$270.83		(270.83)	
12/17	Fees & Commissions	JPMORGAN CHASE TRUST FEE FOR THE PERIOD 11-17-2012 TO 12-16-2012 INC \$270.83 PRINC \$270.83		(270.83)	(270.83)
12/17	Fees & Commissions	JPMORGAN CHASE TRUST FEE FOR THE PERIOD 11-17-2012 TO 12-16-2012 INC \$270.83 PRINC \$270.83		(270.83)	
Total Fees & Commissions				(\$812.49)	(812.49)



MILDRED O'DONNELL TESTAMENTARY TRUST ACCT R75907007
For the Period 10/1/12 to 12/31/12

TRADE ACTIVITY

Trade Date	Type	Description	Quantity	Per Unit Amount	Proceeds	Tax Cost	Realized Gain/Loss
<p>Note: L indicates Long Term Realized Gain/Loss S indicates Short Term Realized Gain/Loss</p>							
<p>Settled Sales/Maturities/Redemptions</p>							
10/18	Sale	JPM INTREPID VALUE FD - SEL FUND 1136 JP MORGAN CHASE BANK AS SHAREHOLDER SERVICING AGENT @ 26 42 (ID 4812A2-30-6)	(55.148)	26 42	1,457 00	(1,352.78)	104 22 L
10/19	High Cost						
10/18	Sale	JPM US LRGE CAP CORE PLUS FD - SEL FUND 1002 JP MORGAN CHASE BANK AS SHAREHOLDER SERVICING AGENT @ 23 59 (ID 4812A2-38-9)	(49.597)	23.59	1,170 00	(951 77)	218 23 L
10/19	High Cost						
10/18	Sale	JPM HIGH YIELD FD - SEL FUND 3580 JP MORGAN CHASE BANK AS SHAREHOLDER SERVICING AGENT @ 8 19 (ID 4812C0-80-3)	(636 630)	8 19	5,214 00	(4,956 17)	257 83 L
10/19	High Cost						
10/18	Sale	JPM SHORT DURATION BOND FD - SEL FUND 3133 JP MORGAN CHASE BANK AS SHAREHOLDER SERVICING AGENT @ 11 01 (ID 4812C1-33-0)	(934 514)	11 01	10,289 00	(10,215 86)	64 43 L
10/19	High Cost						8.71 S
10/18	Sale	JPM TR I INFL MANAGED BD - SEL JP MORGAN CHASE BANK AS SHAREHOLDER SERVICING AGENT @ 10.85 (ID 48121A-56-3)	(479 816)	10 85	5,206 00	(5,081 25)	124 75 L
10/19	High Cost						
10/18	Sale	JPM TAX AWARE EQUITY FD - SEL JP MORGAN CHASE BANK AS SHAREHOLDER SERVICING AGENT @ 20 25 (ID 48121L-57-7)	(60.840)	20 25	1,232 00	(1,145 62)	86.38 L
10/19	High Cost						
10/18	Sale	MATTHEWS PACIFIC TIGER INSTL FUND (ID 577130-83-4)	(288 502)	23.83	6,875 00	(6,061 43)	813.57 S
10/19	High Cost						
11/2	LT Capital Gain Distribution	FMI FDS INC LARGE CAP FD 10/31/12 LONG TERM CAPITAL GAINS @ 0 116 PER SHARE AS OF 10/31/12 (ID 302933-20-5)	667 186	0 119	79 19		
11/19	Sale	JPM SHORT DURATION BOND FD - SEL FUND 3133 JP MORGAN CHASE BANK AS SHAREHOLDER SERVICING AGENT @ 11 02 (ID 4812C1-33-0)	(714 247)	11 02	7,871 00	(7,763 84)	107 16 L
11/20	High Cost						



MILDRED O'DONNELL TESTAMENTARY TRUST ACCT. R75907007
For the Period 10/1/12 to 12/31/12

Trade Date	Type	Description	Quantity	Per Unit Amount	Proceeds	Tax Cost	Realized Gain/Loss
Settled Sales/Maturities/Redemptions							
12/11	LT Capital Gain Distribution	AIM INVT FDS BAL RISK ALL Y 12/07/12 LONG TERM CAPITAL GAINS @ 0.139 PER SHARE AS OF 12/07/12 (ID: 00141V-69-7)	850.405	0.139	118.55		
12/14	LT Capital Gain Distribution	JPM US LRGE CAP CORE PLUS FD - SEL FUND 1002 LONG TERM CAPITAL GAINS @ 0.98136 (ID: 4812A2-38-9)	951.211	0.981	933.48		
12/14	LT Capital Gain Distribution	JPM EQUITY INCOME FD - SEL FUND 3128 LONG TERM CAPITAL GAINS @ 0.05744 (ID: 4812C0-49-8)	315.328	0.057	18.11		
12/14	LT Capital Gain Distribution	JPM HIGH YIELD FD - SEL FUND 3580 LONG TERM CAPITAL GAINS @ 0.01138 (ID: 4812C0-80-3)	1,368.077	0.011	15.57		
12/14	LT Capital Gain Distribution	JPM SHORT DURATION BOND FD - SEL FUND 3133 LONG TERM CAPITAL GAINS @ 0.00202 (ID: 4812C1-33-0)	6,364.086	0.002	12.86		
12/14	LT Capital Gain Distribution	JPM MARKET EXPANSION INDEX FD - SEL FUND 3708 LONG TERM CAPITAL GAINS @ 0.59684 (ID: 4812C1-63-7)	1,061.007	0.597	633.25		
12/14	LT Capital Gain Distribution	JPM TRI INFL MANAGED BD - SEL LONG TERM CAPITAL GAINS @ 0.01649 (ID: 48121A-56-3)	1,024.393	0.016	16.89		
12/14	LT Capital Gain Distribution	JPM TRI MIDCAP CORE - SEL LONG TERM CAPITAL GAINS @ 0.08453 (ID: 48121L-75-9)	929.143	0.085	78.54		
12/14	LT Capital Gain Distribution	JPM REALTY INCOME FD - INSTL FUND 1372 LONG TERM CAPITAL GAINS @ 0.03571 (ID: 904504-50-3)	511.329	0.036	18.26		
12/14	LT Capital Gain Distribution	MATTHEWS PACIFIC TIGER INSTL FUND 12/13/12 LONG TERM CAPITAL GAINS @ 0.020 PER SHARE AS OF 12/13/12 (ID: 577130-83-4)	467.347	0.02	9.57		
12/14	LT Capital Gain Distribution	PIMCO FDS UNCONSTR BD 12/12/12 LONG TERM CAPITAL GAINS @ 0.014 PER SHARE AS OF 12/12/12 (ID: 72201M-45-3)	461.111	0.014	6.31		



MILDRED O'DONNELL TESTAMENTARY TRUST ACCT. R75907007
For the Period 10/1/12 to 12/31/12

Trade Date	Type	Selection Method	Description	Quantity	Per Unit Amount	Proceeds	Tax Cost	Realized Gain/Loss	
Settled Sales/Maturities/Redemptions									
12/18	LT Capital Gain Distribution		MANNING & NAPIER FUND INC EQUITY SERIES 12/17/12 LONG TERM CAPITAL GAINS @ 2.105 PER SHARE AS OF 12/17/12 (ID. 563821-60-2)	855 353	2.105	1,800 69			
12/21	LT Capital Gain Distribution		ARTISAN INTL VALUE FUND - INV 12/19/12 LONG TERM CAPITAL GAINS @ 0.128 PER SHARE AS OF 12/19/12 (ID 04314H-88-1)	571 296	0.128	73 30			
12/24	LT Capital Gain Distribution		ABERDEEN ASIA PACIFIC (EX JAPAN) EQUITY FUND - INSTITUTIONAL SERVICE SHARES 12/21/12 LONG TERM CAPITAL GAINS @ 0.162 PER SHARE AS OF 12/21/12 (ID 003021-69-8)	1,009 754	0.162	163 83			
Total Settled Sales/Maturities/Redemptions							\$43,292.40	(\$37,528.72)	\$963.00 L \$822.28 S

Trade Date	Type	Description	Quantity	Per Unit Amount	Market Cost
Settled Securities Purchased					
10/18	Purchase	JPM TR I MIDCAP CORE - SEL JP MORGAN CHASE BANK AS SHAREHOLDER SERVICING AGENT @ 18.11 (ID 48121L-75-9)	240.806	18.11	(4,361.00)
10/18	Purchase	PRIMECAP ODYSSEY FUNDS ODYSSEY STK FD (ID 74160Q-30-1)	343.738	16.21	(5,572.00)
10/18	Purchase	GATEWAY FUND - Y (ID. 367829-88-4)	181 257	27.69	(5,019.00)
10/18	Purchase	SPDR GOLD TRUST @ 168 7797 5.569 73 BROKERAGE 0.66 SANFORD C BERNSTEIN & CO INC.(SCB (ID 78463V-10-7)	33 000	168.80	(5,570.39)



MILDRED O'DONNELL TESTAMENTARY TRUST ACCT R75907007
For the Period 10/1/12 to 12/31/12

Trade Date	Type	Description	Quantity	Per Unit Amount	Market Cost
Settled Securities Purchased					
10/18 10/23	Purchase	SPDR S&P 500 ETF TRUST @ 145.86 5,250 96 BROKERAGE 0.72 BARCLAYS CAPITAL LE (ID 78462F-10-3)	36 000	145.88	(5,251.68)
10/18 10/23	Purchase	MFS INTL VALUE-I (ID: 55273E-82-2)	166 761	28.37	(4,731.00)
11/19 11/20	Purchase	PIMCO FDS UNCONSTR BD (ID: 72201M-45-3)	461.111	11.70	(5,395.00)
12/14 12/14	Purchase	JPM EQUITY INCOME FD - SEL FUND 3128 REINVESTED @ 10.33 PER SHARE (ID 4812C0-49-8)	1 753	10.331	(18.11)
12/14 12/14	Purchase	JPM EQUITY INCOME FD - SEL FUND 3128 REINVESTED @ 10.33 PER SHARE (ID 4812C0-49-8)	0 483	10.331	(4.99)
Total Settled Securities Purchased					(\$35,923.17)