



See a Social Security Number? Say Something!
Report Privacy Problems to <https://public.resource.org/privacy>
Or call the IRS Identity Theft Hotline at 1-800-908-4490



Form

990-PF

Department of the Treasury
Internal Revenue Service

Return of Private Foundation

or Section 4947(a)(1) Nonexempt Charitable Trust

Treated as a Private Foundation

Note.

The foundation may be able to use a copy of this return to satisfy state reporting requirements





OMB No 1545-0052



2012


Open to Public Inspection

For calendar year 2012, or tax year beginning 01-01-2012 , and ending 12-31-2012

Name of foundation THE MERRICK FOUNDATION		A Employer identification number 73-6111622	
Number and street (or P O box number if mail is not delivered to street address) 2932 NW 122ND STREET ROOM/SUITE D		B Telephone number (see instructions) (405) 755-5571	
City or town, state, and ZIP code OKLAHOMA CITY, OK 73120		C If exemption application is pending, check here <input type="checkbox"/>	
G Check all that apply <div><input type="checkbox"/> Initial return <input type="checkbox"/> Final return <input type="checkbox"/> Address change</div> <div><input type="checkbox"/> Initial return of a former public charity <input type="checkbox"/> Amended return <input type="checkbox"/> Name change</div>		D 1. Foreign organizations, check here <input type="checkbox"/> 2. Foreign organizations meeting the 85% test, check here and attach computation <input type="checkbox"/>	
H Check type of organization <input checked="" type="checkbox"/> Section 501(c)(3) exempt private foundation <input type="checkbox"/> Section 4947(a)(1) nonexempt charitable trust <input type="checkbox"/> Other taxable private foundation		E If private foundation status was terminated under section 507(b)(1)(A), check here <input type="checkbox"/>	
I Fair market value of all assets at end of year (from Part II, col. (c), line 16) <input checked="" type="checkbox"/> \$ 10,208,683	J Accounting method <input checked="" type="checkbox"/> Cash <input type="checkbox"/> Accrual <input type="checkbox"/> Other (specify) _____ (Part I, column (d) must be on cash basis.)	F If the foundation is in a 60-month termination under section 507(b)(1)(B), check here <input type="checkbox"/>	

Part I Analysis of Revenue and Expenses <small>(The total of amounts in columns (b), (c), and (d) may not necessarily equal the amounts in column (a) (see instructions))</small>		(a) Revenue and expenses per books	(b) Net investment income	(c) Adjusted net income	(d) Disbursements for charitable purposes (cash basis only)
Revenue	1 Contributions, gifts, grants, etc , received (attach schedule)				
	2 Check <input checked="" type="checkbox"/> if the foundation is not required to attach Sch B				
	3 Interest on savings and temporary cash investments				
	4 Dividends and interest from securities.	297,210	297,210		
	5a Gross rents				
	b Net rental income or (loss) _____				
	6a Net gain or (loss) from sale of assets not on line 10	899,348			
	b Gross sales price for all assets on line 6a _____ 8,261,671				
	7 Capital gain net income (from Part IV, line 2)		899,348		
	8 Net short-term capital gain				
	9 Income modifications				
	10a Gross sales less returns and allowances				
	b Less Cost of goods sold				
	c Gross profit or (loss) (attach schedule)				
	11 Other income (attach schedule)				
	12 Total. Add lines 1 through 11	1,196,558	1,196,558		
Operating and Administrative Expenses	13 Compensation of officers, directors, trustees, etc	26,500			26,500
	14 Other employee salaries and wages				
	15 Pension plans, employee benefits				
	16a Legal fees (attach schedule)				
	b Accounting fees (attach schedule)	 1,500			1,500
	c Other professional fees (attach schedule)	 107,693	57,696		49,997
	17 Interest				
	18 Taxes (attach schedule) (see instructions)	 10,437	3,127		
	19 Depreciation (attach schedule) and depletion				
	20 Occupancy				
	21 Travel, conferences, and meetings	4,987	471		4,516
	22 Printing and publications				
	23 Other expenses (attach schedule)	 16,432			16,432
	24 Total operating and administrative expenses. Add lines 13 through 23	167,549	61,294		98,945
	25 Contributions, gifts, grants paid	412,000			412,000
	26 Total expenses and disbursements. Add lines 24 and 25	579,549	61,294		510,945
	27 Subtract line 26 from line 12				
	a Excess of revenue over expenses and disbursements	617,009			
	b Net investment income (if negative, enter -0-)		1,135,264		
	c Adjusted net income (if negative, enter -0-)				

Part II Balance Sheets		Attached schedules and amounts in the description column should be for end-of-year amounts only (See instructions)	Beginning of year	End of year	
			(a) Book Value	(b) Book Value	(c) Fair Market Value
Assets	1	Cash—non-interest-bearing	32,807	30,331	30,331
	2	Savings and temporary cash investments	265,439	1,098,865	1,098,865
	3	Accounts receivable ▶ _____ Less allowance for doubtful accounts ▶ _____			
	4	Pledges receivable ▶ _____ Less allowance for doubtful accounts ▶ _____			
	5	Grants receivable			
	6	Receivables due from officers, directors, trustees, and other disqualified persons (attach schedule) (see page 15 of the instructions)			
	7	Other notes and loans receivable (attach schedule) ▶ _____ Less allowance for doubtful accounts ▶ _____			
	8	Inventories for sale or use			
	9	Prepaid expenses and deferred charges			
	10a	Investments—U S and state government obligations (attach schedule)	897,213		
	b	Investments—corporate stock (attach schedule)	3,571,195 	3,126,093	3,126,093
	c	Investments—corporate bonds (attach schedule)	260,078		
	11	Investments—land, buildings, and equipment basis ▶ _____ Less accumulated depreciation (attach schedule) ▶ _____			
	12	Investments—mortgage loans			
	13	Investments—other (attach schedule)	4,673,507 	5,953,394	5,953,394
	14	Land, buildings, and equipment basis ▶ _____ Less accumulated depreciation (attach schedule) ▶ _____			
15	Other assets (describe ▶ _____)				
16	Total assets (to be completed by all filers—see the instructions Also, see page 1, item I)	9,700,239	10,208,683	10,208,683	
Liabilities	17	Accounts payable and accrued expenses			
	18	Grants payable			
	19	Deferred revenue			
	20	Loans from officers, directors, trustees, and other disqualified persons			
	21	Mortgages and other notes payable (attach schedule)			
	22	Other liabilities (describe ▶ _____)			
	23	Total liabilities (add lines 17 through 22)		0	
Net Assets or Fund Balances	Foundations that follow SFAS 117, check here ▶ <input checked="" type="checkbox"/> and complete lines 24 through 26 and lines 30 and 31.				
	24	Unrestricted	9,700,239	10,208,683	
	25	Temporarily restricted			
	26	Permanently restricted			
	Foundations that do not follow SFAS 117, check here ▶ <input type="checkbox"/> and complete lines 27 through 31.				
	27	Capital stock, trust principal, or current funds			
	28	Paid-in or capital surplus, or land, bldg , and equipment fund			
	29	Retained earnings, accumulated income, endowment, or other funds			
	30	Total net assets or fund balances (see page 17 of the instructions)	9,700,239	10,208,683	
	31	Total liabilities and net assets/fund balances (see page 17 of the instructions)	9,700,239	10,208,683	

Part III Analysis of Changes in Net Assets or Fund Balances		
1	Total net assets or fund balances at beginning of year—Part II, column (a), line 30 (must agree with end-of-year figure reported on prior year’s return)	1 9,700,239
2	Enter amount from Part I, line 27a	2 617,009
3	Other increases not included in line 2 (itemize) ▶ _____	3
4	Add lines 1, 2, and 3	4 10,317,248
5	Decreases not included in line 2 (itemize) ▶ _____ 	5 108,565
6	Total net assets or fund balances at end of year (line 4 minus line 5)—Part II, column (b), line 30	6 10,208,683

Part IV Capital Gains and Losses for Tax on Investment Income

(a) List and describe the kind(s) of property sold (e g , real estate, 2-story brick warehouse, or common stock, 200 shs MLC Co)		(b) How acquired P—Purchase D—Donation	(c) Date acquired (mo , day, yr)	(d) Date sold (mo , day, yr)
1a	See Additional Data Table			
b				
c				
d				
e				

(e) Gross sales price	(f) Depreciation allowed (or allowable)	(g) Cost or other basis plus expense of sale	(h) Gain or (loss) (e) plus (f) minus (g)
a See Additional Data Table			
b			
c			
d			
e			

Complete only for assets showing gain in column (h) and owned by the foundation on 12/31/69

(i) F M V as of 12/31/69	(j) Adjusted basis as of 12/31/69	(k) Excess of col (i) over col (j), if any	(l) Gains (Col (h) gain minus col (k), but not less than -0-) or Losses (from col (h))
a See Additional Data Table			
b			
c			
d			
e			

2 Capital gain net income or (net capital loss)	{ If gain, also enter in Part I, line 7 If (loss), enter -0- in Part I, line 7 }	2	899,348
3 Net short-term capital gain or (loss) as defined in sections 1222(5) and (6) If gain, also enter in Part I, line 8, column (c) (see instructions) If (loss), enter -0- in Part I, line 8		3	89,067

Part V Qualification Under Section 4940(e) for Reduced Tax on Net Investment Income

(For optional use by domestic private foundations subject to the section 4940(a) tax on net investment income)

If section 4940(d)(2) applies, leave this part blank

Was the foundation liable for the section 4942 tax on the distributable amount of any year in the base period? ☐ Yes ☒ No
If "Yes," the foundation does not qualify under section 4940(e) Do not complete this part

1 Enter the appropriate amount in each column for each year, see page 18 of the instructions before making any entries

(a) Base period years Calendar year (or tax year beginning in)	(b) Adjusted qualifying distributions	(c) Net value of noncharitable-use assets	(d) Distribution ratio (col (b) divided by col (c))
2011	523,351	10,302,123	0 050800
2010	435,794	10,002,099	0 043570
2009	544,402	9,091,376	0 059881
2008	633,779	11,886,350	0 053320
2007	661,588	14,362,604	0 046063

2 Total of line 1, column (d).	2	0 253634
3 Average distribution ratio for the 5-year base period—divide the total on line 2 by 5, or by the number of years the foundation has been in existence if less than 5 years	3	0 050727
4 Enter the net value of noncharitable-use assets for 2012 from Part X, line 5.	4	9,831,811
5 Multiply line 4 by line 3.	5	498,738
6 Enter 1% of net investment income (1% of Part I, line 27b).	6	11,353
7 Add lines 5 and 6.	7	510,091
8 Enter qualifying distributions from Part XII, line 4. If line 8 is equal to or greater than line 7, check the box in Part VI, line 1b, and complete that part using a 1% tax rate See the Part VI instructions	8	510,945

Part VIExcise Tax Based on Investment Income (Section 4940(a), 4940(b), 4940(e), or 4948—see page 18 of the instructions)

1a		Exempt operating foundations described in section 4940(d)(2), check here <input type="checkbox"/> and enter "N/A" on line 1			
		Date of ruling or determination letter _____ (attach copy of letter if necessary—see instructions)			
b		Domestic foundations that meet the section 4940(e) requirements in Part V, check here <input checked="" type="checkbox"/> and enter 1% of Part I, line 27b		1	11,353
c		All other domestic foundations enter 2% of line 27b Exempt foreign organizations enter 4% of Part I, line 12, col (b)			
2		Tax under section 511 (domestic section 4947(a)(1) trusts and taxable foundations only Others enter -0-)		2	
3		Add lines 1 and 2.		3	11,353
4		Subtitle A (income) tax (domestic section 4947(a)(1) trusts and taxable foundations only Others enter -0-)		4	
5		Tax based on investment income. Subtract line 4 from line 3 If zero or less, enter -0-		5	11,353
6		Credits/Payments			
a		2012 estimated tax payments and 2011 overpayment credited to 2012	6a	4,510	
b		Exempt foreign organizations—tax withheld at source	6b		
c		Tax paid with application for extension of time to file (Form 8868)	6c		
d		Backup withholding erroneously withheld	6d		
7		Total credits and payments Add lines 6a through 6d.		7	4,510
8		Enter any penalty for underpayment of estimated tax Check here <input checked="" type="checkbox"/> if Form 2220 is attached		8	46
9		Tax due. If the total of lines 5 and 8 is more than line 7, enter amount owed		9	6,889
10		Overpayment. If line 7 is more than the total of lines 5 and 8, enter the amount overpaid.		10	
11		Enter the amount of line 10 to be Credited to 2013 estimated tax	Refunded	11	

Part VII-AStatements Regarding Activities

1a	During the tax year, did the foundation attempt to influence any national, state, or local legislation or did it participate or intervene in any political campaign?		Yes	No
		1a		No
b	Did it spend more than \$100 during the year (either directly or indirectly) for political purposes (see page 19 of the instructions for definition)?			No
	If the answer is "Yes" to 1a or 1b, attach a detailed description of the activities and copies of any materials published or distributed by the foundation in connection with the activities.			
c	Did the foundation file Form 1120-POL for this year?	1c		No
d	Enter the amount (if any) of tax on political expenditures (section 4955) imposed during the year (1) On the foundation \$ _____ (2) On foundation managers \$ _____			
e	Enter the reimbursement (if any) paid by the foundation during the year for political expenditure tax imposed on foundation managers \$ _____			
2	Has the foundation engaged in any activities that have not previously been reported to the IRS?	2		No
	If "Yes," attach a detailed description of the activities.			
3	Has the foundation made any changes, not previously reported to the IRS, in its governing instrument, articles of incorporation, or bylaws, or other similar instruments? If "Yes," attach a conformed copy of the changes	3		No
4a	Did the foundation have unrelated business gross income of \$1,000 or more during the year?	4a		No
b	If "Yes," has it filed a tax return on Form 990-T for this year?	4b		
5	Was there a liquidation, termination, dissolution, or substantial contraction during the year?	5		No
	If "Yes," attach the statement required by General Instruction T.			
6	Are the requirements of section 508(e) (relating to sections 4941 through 4945) satisfied either <ul style="list-style-type: none">By language in the governing instrument, orBy state legislation that effectively amends the governing instrument so that no mandatory directions that conflict with the state law remain in the governing instrument?	6		No
7	Did the foundation have at least \$5,000 in assets at any time during the year? If "Yes," complete Part II, col (c), and Part XV	7	Yes	
8a	Enter the states to which the foundation reports or with which it is registered (see instructions) OK _____			
b	If the answer is "Yes" to line 7, has the foundation furnished a copy of Form 990-PF to the Attorney General (or designate) of each state as required by General Instruction G? If "No," attach explanation .	8b	Yes	
9	Is the foundation claiming status as a private operating foundation within the meaning of section 4942(j)(3) or 4942(j)(5) for calendar year 2012 or the taxable year beginning in 2012 (see instructions for Part XIV)? If "Yes," complete Part XIV	9		No
10	Did any persons become substantial contributors during the tax year? If "Yes," attach a schedule listing their names and addresses	10		No

Part VII-A

Statements Regarding Activities *(continued)*

11	At any time during the year, did the foundation, directly or indirectly, own a controlled entity within the meaning of section 512(b)(13)? If "Yes," attach schedule (see instructions).	11		No
12	Did the foundation make a distribution to a donor advised fund over which the foundation or a disqualified person had advisory privileges? If "Yes," attach statement (see instructions)	12		No
13	Did the foundation comply with the public inspection requirements for its annual returns and exemption application?	13	Yes	
Website address ▶N/A				
14	The books are in care of ▶FOUNDATION MANAGEMENT INC Telephone no ▶(405) 755-5571 Located at ▶2932 NW 122ND STREET STE D OKLAHOMA CITY OK ZIP +4 ▶73120			
15	Section 4947(a)(1) nonexempt charitable trusts filing Form 990-PF in lieu of Form 1041 —Check here ▶ <input type="checkbox"/> and enter the amount of tax-exempt interest received or accrued during the year ▶	15		
16	At any time during calendar year 2012, did the foundation have an interest in or a signature or other authority over a bank, securities, or other financial account in a foreign country?	16		No
See instructions for exceptions and filing requirements for Form TD F 90-22.1 If "Yes", enter the name of the foreign country ▶				

Part VII-B

Statements Regarding Activities for Which Form 4720 May Be Required

File Form 4720 if any item is checked in the "Yes" column, unless an exception applies.			Yes	No
1a	During the year did the foundation (either directly or indirectly) (1) Engage in the sale or exchange, or leasing of property with a disqualified person? <input type="checkbox"/> Yes <input checked="" type="checkbox"/> No (2) Borrow money from, lend money to, or otherwise extend credit to (or accept it from) a disqualified person?. <input type="checkbox"/> Yes <input checked="" type="checkbox"/> No (3) Furnish goods, services, or facilities to (or accept them from) a disqualified person? <input checked="" type="checkbox"/> Yes <input type="checkbox"/> No (4) Pay compensation to, or pay or reimburse the expenses of, a disqualified person? <input checked="" type="checkbox"/> Yes <input type="checkbox"/> No (5) Transfer any income or assets to a disqualified person (or make any of either available for the benefit or use of a disqualified person)?. <input type="checkbox"/> Yes <input checked="" type="checkbox"/> No (6) Agree to pay money or property to a government official? (Exception. Check "No" if the foundation agreed to make a grant to or to employ the official for a period after termination of government service, if terminating within 90 days). <input type="checkbox"/> Yes <input checked="" type="checkbox"/> No			
b	If any answer is "Yes" to 1a(1)–(6), did any of the acts fail to qualify under the exceptions described in Regulations section 53.4941(d)-3 or in a current notice regarding disaster assistance (see page 20 of the instructions)?. . . Organizations relying on a current notice regarding disaster assistance check here. ▶ <input type="checkbox"/>	1b		No
c	Did the foundation engage in a prior year in any of the acts described in 1a, other than excepted acts, that were not corrected before the first day of the tax year beginning in 2012?.	1c		No
2	Taxes on failure to distribute income (section 4942) (does not apply for years the foundation was a private operating foundation defined in section 4942(j)(3) or 4942(j)(5))			
a	At the end of tax year 2012, did the foundation have any undistributed income (lines 6d and 6e, Part XIII) for tax year(s) beginning before 2012?. <input type="checkbox"/> Yes <input checked="" type="checkbox"/> No If "Yes," list the years ▶ 20____, 20____, 20____, 20____			
b	Are there any years listed in 2a for which the foundation is not applying the provisions of section 4942(a)(2) (relating to incorrect valuation of assets) to the year's undistributed income? (If applying section 4942(a)(2) to all years listed, answer "No" and attach statement—see instructions).	2b		
c	If the provisions of section 4942(a)(2) are being applied to any of the years listed in 2a, list the years here ▶ 20____, 20____, 20____, 20____			
3a	Did the foundation hold more than a 2% direct or indirect interest in any business enterprise at any time during the year?. <input type="checkbox"/> Yes <input checked="" type="checkbox"/> No			
b	If "Yes," did it have excess business holdings in 2012 as a result of (1) any purchase by the foundation or disqualified persons after May 26, 1969, (2) the lapse of the 5-year period (or longer period approved by the Commissioner under section 4943(c)(7)) to dispose of holdings acquired by gift or bequest, or (3) the lapse of the 10-, 15-, or 20-year first phase holding period? (<i>Use Schedule C, Form 4720, to determine if the foundation had excess business holdings in 2012.</i>).	3b		
4a	Did the foundation invest during the year any amount in a manner that would jeopardize its charitable purposes?	4a		No
b	Did the foundation make any investment in a prior year (but after December 31, 1969) that could jeopardize its charitable purpose that had not been removed from jeopardy before the first day of the tax year beginning in 2012?	4b		No

Part VII-B

Statements Regarding Activities for Which Form 4720 May Be Required (continued)

5a	During the year did the foundation pay or incur any amount to			
	(1) Carry on propaganda, or otherwise attempt to influence legislation (section 4945(e))?	<input type="checkbox"/> Yes <input checked="" type="checkbox"/> No		
	(2) Influence the outcome of any specific public election (see section 4955), or to carry on, directly or indirectly, any voter registration drive?	<input type="checkbox"/> Yes <input checked="" type="checkbox"/> No		
	(3) Provide a grant to an individual for travel, study, or other similar purposes?	<input type="checkbox"/> Yes <input checked="" type="checkbox"/> No		
	(4) Provide a grant to an organization other than a charitable, etc , organization described in section 509(a)(1), (2), or (3), or section 4940(d)(2)? (see instructions).	<input type="checkbox"/> Yes <input checked="" type="checkbox"/> No		
	(5) Provide for any purpose other than religious, charitable, scientific, literary, or educational purposes, or for the prevention of cruelty to children or animals?	<input type="checkbox"/> Yes <input checked="" type="checkbox"/> No		
b	If any answer is "Yes" to 5a(1)–(5), did any of the transactions fail to qualify under the exceptions described in Regulations section 53.4945 or in a current notice regarding disaster assistance (see instructions)?	5b		
	Organizations relying on a current notice regarding disaster assistance check here.	<input checked="" type="checkbox"/>		
c	If the answer is "Yes" to question 5a(4), does the foundation claim exemption from the tax because it maintained expenditure responsibility for the grant?	<input type="checkbox"/> Yes <input type="checkbox"/> No		
	If "Yes," attach the statement required by Regulations section 53.4945–5(d).			
6a	Did the foundation, during the year, receive any funds, directly or indirectly, to pay premiums on a personal benefit contract?	<input type="checkbox"/> Yes <input checked="" type="checkbox"/> No		
b	Did the foundation, during the year, pay premiums, directly or indirectly, on a personal benefit contract?	6b		No
	If "Yes" to 6b, file Form 8870.			
7a	At any time during the tax year, was the foundation a party to a prohibited tax shelter transaction?	<input type="checkbox"/> Yes <input checked="" type="checkbox"/> No		
b	If yes, did the foundation receive any proceeds or have any net income attributable to the transaction?	7b		

Part VIII

Information About Officers, Directors, Trustees, Foundation Managers, Highly Paid Employees, and Contractors

1 List all officers, directors, trustees, foundation managers and their compensation (see instructions).				
(a) Name and address	(b) Title, and average hours per week devoted to position	(c) Compensation (If not paid, enter -0-)	(d) Contributions to employee benefit plans and deferred compensation	(e) Expense account, other allowances
See Additional Data Table				
2 Compensation of five highest-paid employees (other than those included on line 1—see instructions). If none, enter "NONE."				
(a) Name and address of each employee paid more than \$50,000	(b) Title, and average hours per week devoted to position	(c) Compensation	(d) Contributions to employee benefit plans and deferred compensation	(e) Expense account, other allowances
NONE				
Total number of other employees paid over \$50,000.				

Part VIII

Information About Officers, Directors, Trustees, Foundation Managers, Highly Paid Employees, and Contractors (continued)

3 Five highest-paid independent contractors for professional services (see instructions). If none, enter "NONE".		
(a) Name and address of each person paid more than \$50,000	(b) Type of service	(c) Compensation
FOUNDATION MANAGEMENT INC	MANAGEMENT SVCS	62,496
2932 NW 122ND ST STE D OKLAHOMA CITY,OK 73120		
Total number of others receiving over \$50,000 for professional services.		

Part IX-A Summary of Direct Charitable Activities	
List the foundation's four largest direct charitable activities during the tax year. Include relevant statistical information such as the number of organizations and other beneficiaries served, conferences convened, research papers produced, etc.	Expenses
1	
2	
3	
4	

Part IX-B Summary of Program-Related Investments (see instructions)	
Describe the two largest program-related investments made by the foundation during the tax year on lines 1 and 2	Amount
1 N/A	
2	
All other program-related investments. See page 24 of the instructions.	
3	
Total. Add lines 1 through 3.	

Part X

Minimum Investment Return (All domestic foundations must complete this part. Foreign foundations, see instructions.)

1	Fair market value of assets not used (or held for use) directly in carrying out charitable, etc , purposes		
a	Average monthly fair market value of securities.	1a	9,713,727
b	Average of monthly cash balances.	1b	267,807
c	Fair market value of all other assets (see instructions).	1c	0
d	Total (add lines 1a, b, and c).	1d	9,981,534
e	Reduction claimed for blockage or other factors reported on lines 1a and 1c (attach detailed explanation).	1e	
2	Acquisition indebtedness applicable to line 1 assets.	2	
3	Subtract line 2 from line 1d.	3	9,981,534
4	Cash deemed held for charitable activities Enter 1 1/2% of line 3 (for greater amount, see instructions).	4	149,723
5	Net value of noncharitable-use assets. Subtract line 4 from line 3 Enter here and on Part V, line 4	5	9,831,811
6	Minimum investment return. Enter 5% of line 5.	6	491,591

Part XI

Distributable Amount (see instructions) (Section 4942(j)(3) and (j)(5) private operating foundations and certain foreign organizations check here ☐ and do not complete this part.)

1	Minimum investment return from Part X, line 6.	1	491,591
2a	Tax on investment income for 2012 from Part VI, line 5.	2a	11,353
b	Income tax for 2012 (This does not include the tax from Part VI).	2b	
c	Add lines 2a and 2b.	2c	11,353
3	Distributable amount before adjustments Subtract line 2c from line 1.	3	480,238
4	Recoveries of amounts treated as qualifying distributions.	4	
5	Add lines 3 and 4.	5	480,238
6	Deduction from distributable amount (see instructions).	6	
7	Distributable amount as adjusted Subtract line 6 from line 5 Enter here and on Part XIII, line 1.	7	480,238

Part XII

Qualifying Distributions (see instructions)

1	Amounts paid (including administrative expenses) to accomplish charitable, etc , purposes		
a	Expenses, contributions, gifts, etc —total from Part I, column (d), line 26.	1a	510,945
b	Program-related investments—total from Part IX-B.	1b	
2	Amounts paid to acquire assets used (or held for use) directly in carrying out charitable, etc , purposes.	2	
3	Amounts set aside for specific charitable projects that satisfy the		
a	Suitability test (prior IRS approval required).	3a	
b	Cash distribution test (attach the required schedule).	3b	
4	Qualifying distributions. Add lines 1a through 3b Enter here and on Part V, line 8, and Part XIII, line 4	4	510,945
5	Foundations that qualify under section 4940(e) for the reduced rate of tax on net investment income Enter 1% of Part I, line 27b (see instructions).	5	11,353
6	Adjusted qualifying distributions. Subtract line 5 from line 4.	6	499,592
Note: The amount on line 6 will be used in Part V, column (b), in subsequent years when calculating whether the foundation qualifies for the section 4940(e) reduction of tax in those years			

Part XIII

Undistributed Income (see instructions)

	(a) Corpus	(b) Years prior to 2011	(c) 2011	(d) 2012
1 Distributable amount for 2012 from Part XI, line 7				480,238
2 Undistributed income, if any, as of the end of 2012				
a Enter amount for 2011 only.			411,945	
b Total for prior years 20____, 20____, 20____				
3 Excess distributions carryover, if any, to 2012				
a From 2007.				
b From 2008.				
c From 2009.				
d From 2010.				
e From 2011.				
f Total of lines 3a through e.				
4 Qualifying distributions for 2012 from Part XII, line 4 ▶ \$ 510,945				
a Applied to 2011, but not more than line 2a			411,945	
b Applied to undistributed income of prior years (Election required—see instructions).				
c Treated as distributions out of corpus (Election required—see instructions).				
d Applied to 2012 distributable amount.				99,000
e Remaining amount distributed out of corpus				
5 Excess distributions carryover applied to 2012 (If an amount appears in column (d), the same amount must be shown in column (a).)				
6 Enter the net total of each column as indicated below:				
a Corpus Add lines 3f, 4c, and 4e Subtract line 5				
b Prior years' undistributed income Subtract line 4b from line 2b.				
c Enter the amount of prior years' undistributed income for which a notice of deficiency has been issued, or on which the section 4942(a) tax has been previously assessed.				
d Subtract line 6c from line 6b Taxable amount—see instructions				
e Undistributed income for 2011 Subtract line 4a from line 2a Taxable amount—see instructions				
f Undistributed income for 2012 Subtract lines 4d and 5 from line 1 This amount must be distributed in 2013.				381,238
7 Amounts treated as distributions out of corpus to satisfy requirements imposed by section 170(b)(1)(F) or 4942(g)(3) (see instructions).				
8 Excess distributions carryover from 2007 not applied on line 5 or line 7 (see instructions). . . .				
9 Excess distributions carryover to 2013. Subtract lines 7 and 8 from line 6a.				
10 Analysis of line 9				
a Excess from 2008. . . .				
b Excess from 2009. . . .				
c Excess from 2010. . . .				
d Excess from 2011. . . .				
e Excess from 2012. . . .				

Part XIV

Private Operating Foundations (see instructions and Part VII-A, question 9)

1a

If the foundation has received a ruling or determination letter that it is a private operating foundation, and the ruling is effective for 2012, enter the date of the ruling.

b

Check box to indicate whether the organization is a private operating foundation described in section 4942(j)(3) or 4942(j)(5)

☐ 4942(j)(3) ☐ 4942(j)(5)

2a	Enter the lesser of the adjusted net income from Part I or the minimum investment return from Part X for each year listed.	Tax year	Prior 3 years			(e) Total
		(a) 2012	(b) 2011	(c) 2010	(d) 2009	
b	85% of line 2a					
c	Qualifying distributions from Part XII, line 4 for each year listed.					
d	Amounts included in line 2c not used directly for active conduct of exempt activities.					
e	Qualifying distributions made directly for active conduct of exempt activities. Subtract line 2d from line 2c.					
3	Complete 3a, b, or c for the alternative test relied upon					
a	"Assets" alternative test—enter					
	(1) Value of all assets					
	(2) Value of assets qualifying under section 4942(j)(3)(B)(i)					
b	"Endowment" alternative test— enter 2/3 of minimum investment return shown in Part X, line 6 for each year listed.					
c	"Support" alternative test—enter					
	(1) Total support other than gross investment income (interest, dividends, rents, payments on securities loans (section 512(a)(5)), or royalties).					
	(2) Support from general public and 5 or more exempt organizations as provided in section 4942(j)(3)(B)(iii).					
	(3) Largest amount of support from an exempt organization					
	(4) Gross investment income					

Part XV

Supplementary Information (Complete this part only if the organization had \$5,000 or more in assets at any time during the year—see instructions.)

1

Information Regarding Foundation Managers:

a

List any managers of the foundation who have contributed more than 2% of the total contributions received by the foundation before the close of any tax year (but only if they have contributed more than \$5,000) (See section 507(d)(2))

NONE

b

List any managers of the foundation who own 10% or more of the stock of a corporation (or an equally large portion of the ownership of a partnership or other entity) of which the foundation has a 10% or greater interest

NONE

2

Information Regarding Contribution, Grant, Gift, Loan, Scholarship, etc., Programs:

Check here ☐ if the foundation only makes contributions to preselected charitable organizations and does not accept unsolicited requests for funds. If the foundation makes gifts, grants, etc. (see instructions) to individuals or organizations under other conditions, complete items 2a, b, c, and d.

a

The name, address, and telephone number or e-mail of the person to whom applications should be addressed

FOUNDATION MANAGEMENT INC
2932 NW 122ND ST STE D
OKLAHOMA CITY, OK 73120
(405) 755-5571

b

The form in which applications should be submitted and information and materials they should include

ONLINE GRANT APPLICATION AT WWW.FOUNDATIONMANAGEMENTINC.COM/FOUNDATIONS/

c

Any submission deadlines

JULY 1

d

Any restrictions or limitations on awards, such as by geographical areas, charitable fields, kinds of institutions, or other factors

SEE ANNUAL REPORT AT WWW.FOUNDATIONMANAGEMENT.COM/FOUNDATIONS/

Part XV

Supplementary Information (continued)

3 Grants and Contributions Paid During the Year or Approved for Future Payment

Recipient	If recipient is an individual, show any relationship to any foundation manager or substantial contributor	Foundation status of recipient	Purpose of grant or contribution	Amount
Name and address (home or business)				
a Paid during the year See Additional Data Table				
Total			3a	412,000
b Approved for future payment				
Total			3b	

Enter gross amounts unless otherwise indicated	Unrelated business income		Excluded by section 512, 513, or 514		(e) Related or exempt function income (See instructions)
	(a) Business code	(b) Amount	(c) Exclusion code	(d) Amount	
1 Program service revenue					
a _____					
b _____					
c _____					
d _____					
e _____					
f _____					
g Fees and contracts from government agencies					
2 Membership dues and assessments. . . .					
3 Interest on savings and temporary cash investments					
4 Dividends and interest from securities. . . .			14	297,210	
5 Net rental income or (loss) from real estate					
a Debt-financed property.					
b Not debt-financed property.					
6 Net rental income or (loss) from personal property					
7 Other investment income.					
8 Gain or (loss) from sales of assets other than inventory			18	899,348	
9 Net income or (loss) from special events					
10 Gross profit or (loss) from sales of inventory. .					
11 Other revenue a _____					
b _____					
c _____					
d _____					
e _____					
12 Subtotal Add columns (b), (d), and (e). .				1,196,558	
13 Total. Add line 12, columns (b), (d), and (e).			13		1,196,558

[illegible]

1 Did the organization directly or indirectly engage in any of the following with any other organization described in section 501(c) of the Code (other than section 501(c)(3) organizations) or in section 527, relating to political organizations?		Yes	No
a Transfers from the reporting foundation to a noncharitable exempt organization of			
(1) Cash.	1a(1)		No
(2) Other assets.	1a(2)		No
b Other transactions			
(1) Sales of assets to a noncharitable exempt organization.	1b(1)		No
(2) Purchases of assets from a noncharitable exempt organization.	1b(2)		No
(3) Rental of facilities, equipment, or other assets.	1b(3)		No
(4) Reimbursement arrangements.	1b(4)		No
(5) Loans or loan guarantees.	1b(5)		No
(6) Performance of services or membership or fundraising solicitations.	1b(6)		No
c Sharing of facilities, equipment, mailing lists, other assets, or paid employees.	1c		No
d If the answer to any of the above is "Yes," complete the following schedule. Column (b) should always show the fair market value of the goods, other assets, or services given by the reporting foundation. If the foundation received less than fair market value in any transaction or sharing arrangement, show in column (d) the value of the goods, other assets, or services received.			

[illegible]

2a Is the foundation directly or indirectly affiliated with, or related to, one or more tax-exempt organizations described in section 501(c) of the Code (other than section 501(c)(3)) or in section 527? ☐ Yes ☒ No

b If "Yes," complete the following schedule

(a) Name of organization	(b) Type of organization	(c) Description of relationship

**Sign
Here**

Under penalties of perjury, I declare that I have examined this return, including accompanying schedules and statements, and to the best of my knowledge and belief, it is true, correct, and complete. Declaration of preparer (other than taxpayer or fiduciary) is based on all information of which preparer has any knowledge.

* * * * *

2013-11-15

* * * * *

Signature of officer or trustee

Date _____

Title

May the IRS discuss this return with the preparer shown below (see instr)? ☐ Yes ☒ No

**Paid
Preparer
Use Only**

Print/Type preparer's name	Preparer's Signature	Date	Check if self-employed <input checked="checked" type="checkbox"/>	PTIN
KIMBERLY WARREN	KIMBERLY WARREN	2013-11-12		
Firm's name <input type="checkbox"/>	COLE & REED PC		Firm's EIN <input type="checkbox"/>	
	531 COUCH DR			
Firm's address <input type="checkbox"/>	OKLAHOMA CITY, OK 731022251		Phone no (405) 239-7961	

Form 990PF Part IV - Capital Gains and Losses for Tax on Investment Income - Columns a - d

(a) List and describe the kind(s) of property sold (e g , real estate, 2-story brick warehouse, or common stock, 200 shs MLC Co)	(b) How acquired P—Purchase D—Donation	(c) Date acquired (mo , day, yr)	(d) Date sold (mo , day, yr)
BANK OF OKLAHOMA - SEE STATEMENT	P	2012-01-01	2012-12-31
ICAHA ENTERPRISE K-1 - ST	P	2012-01-01	2012-12-31
MORGAN STANLEY 16806 - SEE STATEMENT	P	2012-01-01	2012-12-31
ICAHA ENTERPRISE K-1 - LT	P	2011-01-01	2012-12-31
MORGAN STANLEY 16806 - SEE STATEMENT	P	2011-01-01	2012-12-31
SALEM GLOBAL OPPORTUNITY K-1 - ST	P	2012-01-01	2012-12-31
MORGAN STANLEY 21849 - SEE STATEMENT	P	2012-01-01	2012-12-31
MORGAN STANLEY 21849 - SEE STATEMENT	P	2011-01-01	2012-12-31
MORGAN STANLEY 24803 - SEE STATEMENT	P	2012-01-01	2012-12-31
MORGAN STANLEY 24803 - SEE STATEMENT	P	2011-01-01	2012-12-31
MORGAN STANLEY 25879 - SEE STATEMENT	P	2012-01-01	2012-12-31
MORGAN STANLEY 25879 - SEE STATEMENT	P	2011-01-01	2012-12-31
MORGAN STANLEY 27708 - SEE STATEMENT	P	2012-01-01	2012-12-31
MORGAN STANLEY 27708 - SEE STATEMENT	P	2011-01-01	2012-12-31
MORGAN STANLEY 31354 - SEE STATEMENT	P	2012-01-01	2012-12-31
MORGAN STANLEY 31354 - SEE STATEMENT	P	2011-01-01	2012-12-31
BRISTOL ENERGY K-1 - ST	P	2012-01-01	2012-12-31
BRISTOL ENERGY K-1 - LT	P	2011-01-01	2012-12-31




















Form 990PF Part IV - Capital Gains and Losses for Tax on Investment Income - Columns e - h

(e) Gross sales price	(f) Depreciation allowed (or allowable)	(g) Cost or other basis plus expense of sale	(h) Gain or (loss) (e) plus (f) minus (g)
2,894,611		2,871,146	23,465
		141	-141
73,217		82,592	-9,375
465			465
1,218,007		670,709	547,298
		346	-346
328,645		306,314	22,331
581,073		478,052	103,021
214,675		210,600	4,075
570,196		673,251	-103,055
98,081		87,793	10,288
214,391		207,758	6,633
271,602		227,184	44,418
662,967		452,921	210,046
326,183		327,949	-1,766
752,324		753,814	-1,490
		3,882	-3,882
		7,871	-7,871

Form 990PF Part IV - Capital Gains and Losses for Tax on Investment Income - Columns i - l

Complete only for assets showing gain in column (h) and owned by the foundation on 12/31/69			(l) Gains (Col (h) gain minus col (k), but not less than -0-) or Losses (from col (h))
(i) F M V as of 12/31/69	(j) Adjusted basis as of 12/31/69	(k) Excess of col (i) over col (j), if any	
			23,465
			-141
			-9,375
			465
			547,298
			-346
			22,331
			103,021
			4,075
			-103,055
			10,288
			6,633
			44,418
			210,046
			-1,766
			-1,490
			-3,882
			-7,871

Form 990PF Part VIII Line 1 - List all officers, directors, trustees, foundation managers and their compensation

(a) Name and address	(b) Title, and average hours per week devoted to position	(c) Compensation (If not paid, enter -0-)	(d) Contributions to employee benefit plans and deferred compensation	(e) Expense account, other allowances
ELIZABETH M COE 	TRUSTEE 1 00	2,000	0	0
2932 NW 122ND STREET STE D OKLAHOMA CITY,OK 73120				
ROSS M COE 	PRESIDENT 1 00	2,000	0	0
2932 NW 122ND STREET STE D OKLAHOMA CITY,OK 73120				
CHARLES R COE JR 	TRUSTEE 1 00	1,000	0	0
2932 NW 122ND STREET STE D OKLAHOMA CITY,OK 73120				
WARD I COE 	TRUSTEE 1 00	2,000	0	0
2932 NW 122ND STREET STE D OKLAHOMA CITY,OK 73120				
WARD S MERRICK III 	TRUSTEE 1 00	2,000	0	0
2932 NW 122ND STREET STE D OKLAHOMA CITY,OK 73120				
FRANK W MERRICK 	VICE PRESIDE 1 00	2,000	0	0
2932 NW 122ND STREET STE D OKLAHOMA CITY,OK 73120				
VALDA M BUCHANAN 	SECRETARY 1 00	2,000	0	0
2932 NW 122ND STREET STE D OKLAHOMA CITY,OK 73120				
MICHAEL A MCCAULEY 	TRUSTEE 1 00	2,000	0	0
2932 NW 122ND STREET STE D OKLAHOMA CITY,OK 73120				
LAURA CLAY 	TRUSTEE 1 00	2,000	0	0
2932 NW 122ND STREET STE D OKLAHOMA CITY,OK 73120				
JESSIE NANCE 	TRUSTEE 1 00	2,000	0	0
2932 NW 122ND STREET STE D OKLAHOMA CITY,OK 73120				
FRANK W MERRICK JR 	TRUSTEE 1 00	2,000	0	0
2932 NW 122ND STREET STE D OKLAHOMA CITY,OK 73120				
ROBERT COE 	ASSOC TRUSTE 1 00	1,000	0	0
2932 NW 122ND STREET STE D OKLAHOMA CITY,OK 73120				
RYAN COE 	ASSOC TRUSTE 1 00	1,000	0	0
2932 NW 122ND STREET STE D OKLAHOMA CITY,OK 73120				
JONATHAN MERRICK 	ASSOC TRUSTE 1 00	1,000	0	0
2932 NW 122ND STREET STE D OKLAHOMA CITY,OK 73120				
GERALD BUCHANAN 	ASSOC TRUSTE 1 00	1,000	0	0
2932 NW 122ND STREET STE D OKLAHOMA CITY,OK 73120				
MERRICK FITZGERALD 	ASSOC TRUSTE 1 00	1,000	0	0
2932 NW 122ND STREET STE D OKLAHOMA CITY,OK 73120				
GWEN GAINES 	ASSOC TRUSTE 1 00	500	0	0
2932 NW 122ND STREET STE D OKLAHOMA CITY,OK 73120				
KARI KOSTER 	ASSIST SECRE 1 00	0	0	0
2932 NW 122ND STREET STE D OKLAHOMA CITY,OK 73120				
SHERRIE SCHROEDER 	TREASURER 1 00	0	0	0
2932 NW 122ND ST SUITE D OKLAHOMA CITY,OK 73120				


Form 990PF Part XV Line 3 - Grants and Contributions Paid During the Year or Approved for Future Payment

Recipient	If recipient is an individual, show any relationship to any foundation manager or substantial contributor	Foundation status of recipient	Purpose of grant or contribution	Amount
Name and address (home or business)				
a Paid during the year				
ARTS COUNCIL OF OKLAHOMA CITY 4100 W CALIFORNIA OKLAHOMA CITY,OK 73102	NONE	501(C)(3)	UNRESTRICTED FOR OPERATIONAL PURPOSE	1,000
CHURCH OF THE HOLY SPIRIT ANGLICAN 12121 E 41ST STREET TULSA,OK 74146	NONE	501(C)(3)	DISCRETIONARY GRANT - GENERAL OPERAT	600
CROSS AND CROWN 1008 N MCKINLEY AVE OKLAHOMA CITY,OK 73112	NONE	501(C)(3)	DISCRETIONARY GRANT - GENERAL OPERAT	1,000
DELIVERANCE MINISTRIES INC 2828 NW 57TH STREET ST OKLAHOMA CITY,OK 73112	NONE	501(C)(3)	DISCRETIONARY GRANT - GENERAL OPERAT	5,000
DELTA UPSILON INT'L FRATERNITY PO BOX 42761 OKLAHOMA CITY,OK 73123	NONE	501(C)(3)	OPERATIONS	2,000
FRIENDS OF DUMBARTON HOUSE 2209 SE DEERFIELD PLACE BARLESVILL,OK 74006	NONE	501(C)(3)	DISCRETIONARY GRANT - GENERAL OPERAT	1,000
FRIENDS OF GUNSTON HALL 10709 GUNSTON ROAD MASON NECK,VA 22079	NONE	501(C)(3)	DISCRETIONARY GRANT - GENERAL OPERAT	500
FRIENDS OF SULGRAVE MANOR 3759 PORT WAY DRIVE HARBOR SPRINGS,MI 49740	NONE	501(C)(3)	DISCRETIONARY GRANT - GENERAL OPERAT	1,000
GEORGE WASHINGTON'S MOUNT VERNON PO BOX 1594 MERRIFIELD,VA 221161594	NONE	501(C)(3)	UNRESTRICTED	500
GREATER ARDMORE SCHOLARSHIP FOUNDAT ATTN ROSLYN HAILE 301 W ARDMORE,OK 73401	NONE	501(C)(3)	UNRESTRICTED GIFT FOR OPERATING EXPE	30,000
HOMELESS ALLIANCE INC THE 1724 NW 4TH ST OKLAHOMA CITY,OK 73106	NONE	501(C)(3)	DISCRETIONARY GRANT - GENERAL OPERAT	1,000
HOMELESS ALLIANCE INC THE 1724 NW 4TH ST OKLAHOMA CITY,OK 73106	NONE	501(C)(3)	WESTOWN OPERATION	10,000
HOPE CHRISTIAN COMMUNITY FOUNDATION 5100 POPLAR AVE STE 2 MEMPHIS,TN 38137	NONE	501(C)(3)	CHARLES & NANCY COE FUND	5,000
INFANT CRISIS SERVICES 4224 S LINCOLN BLVD OKLAHOMA CITY,OK 73105	NONE	501(C)(3)	DISCRETIONARY GRANT - GENERAL OPERAT	1,000
INFANT CRISIS SERVICES 4224 S LINCOLN BLVD OKLAHOMA CITY,OK 73105	NONE	501(C)(3)	DISCRETIONARY GRANT - GENERAL OPERAT	1,500

Form 990PF Part XV Line 3 - Grants and Contributions Paid During the Year or Approved for Future Payment

Recipient	If recipient is an individual, show any relationship to any foundation manager or substantial contributor	Foundation status of recipient	Purpose of grant or contribution	Amount
Name and address (home or business)				
a <i>Paid during the year</i>				
KANAKUK KAMPS 1353 LAKE SHORT DR BRANSON,MO 65616	NONE	501(C)(3)	DISCRETIONARY GENERAL PURPOSE	500
LIMBS FOR LIFE FOUNDATION 218 E MAIN ST OKLAHOMA CITY,OK 73104	NONE	501(C)(3)	DISCRETIONARY OPERATIONS	2,500
MERCY MEMORIAL HEALTH CENTER FOUNDA ATTN ANDRE MOORE 1011 14 ARDMORE,OK 73401	NONE	501(C)(3)	4TH INSTALLMENT OF A 5 YEAR PLEDGE	25,000
METROPOLITAN YOUTH DEVELOPMENT PO BOX 2381 OKLAHOMA CITY,OK 73101	NONE	501(C)(3)	UNRESTRICTED GENERAL	7,500
NARROW WAY MINISTRIES 1301-16 MONUMENT ROAD JACKSONVILLE,FL 32225	NONE	501(C)(3)	DISCRETIONARY GRANT - GENERAL OPERAT	1,000
NEW VIEW OKLAHOMA 501 N DOUGLAS AVE OKLAHOMA CITY,OK 73106	NONE	501(C)(3)	LOW VISION CLINIC & REHABILITATION	7,500
NICHOLS HILLS PARKS 1701 RANDEL RD OKLAHOMA CITY,OK 73116	NONE	501(C)(3)	UNRESTRICTED	1,000
NORMAN PUBLIC SCHOOLS FOUNDATION ATTN JENNY DAKIL 131 S NORMAN,OK 73069	NONE	501(C)(3)	UNRESTRICTED	1,000
OKLAHOMA CITY MUSUEM OF ART 415 COUCH DR OKLAHOMA CITY,OK 73102	NONE	501(C)(3)	ART OF GOLF SPONSORSHIP	5,000
OKLAHOMA CITY MUSUEM OF ART 415 COUCH DR OKLAHOMA CITY,OK 73102	NONE	501(C)(3)	KERR FOUNDATION CHALLENGE	10,000
OKLAHOMA CITY MUSUEM OF ART 415 COUCH DR OKLAHOMA CITY,OK 73102	NONE	501(C)(3)	UNRESTRICTED	1,000
OKLAHOMA STATE UNIV FOUNDATION OSU ALUMNI CENTER 201 CON STILLWATER,OK 74078	NONE	501(C)(3)	4TH INSTALLMENT OF MOVING THE NEEDLE	100,000
OKLAHOMA STATE UNIV FOUNDATION OSU ALUMNI CENTER 201 CON STILLWATER,OK 74078	NONE	501(C)(3)	SPIERS SCHOOL OF BUSINESS	100,000
OKLAHOMA WONDERTORIUM 308 W FRANKLIN STILLWATER,OK 74076	NONE	501(C)(3)	UNRESTRICTED	5,000
OMRF ATTN PENNY VOSS 825 NE 1 OKLAHOMA CITY,OK 73104	NONE	501(C)(3)	DISCOVERIES CAMPAIGN	2,000

Form 990PF Part XV Line 3 - Grants and Contributions Paid During the Year or Approved for Future Payment

Recipient	If recipient is an individual, show any relationship to any foundation manager or substantial contributor	Foundation status of recipient	Purpose of grant or contribution	Amount
Name and address (home or business)				
a <i>Paid during the year</i>				
PAYNE EDUCATION CENTER 10404 VINEYARD BOULEVARD OKLAHOMA CITY,OK 73120	NONE	501(C)(3)	UNRESTRICTED	500
POTTER'S CLAY MINISTRIES INC 417 NW 42ND STREET OKLAHOMA CITY,OK 73118	NONE	501(C)(3)	DISCRETIONARY GRANT - GENERAL OPERAT	1,000
PREVENT BLINDNESS OKLAHOMA ATTN DIANNA BONFIGLIO 6 OKLAHOMA CITY,OK 73105	NONE	501(C)(3)	PREVENT BLINDNESS OKLAHOMA CHILDREN'	10,000
READING ROOM PO BOX 1807 ARDMORE,OK 73402	NONE	501(C)(3)	UNRESTRICTED	10,000
REBUILDING TOGETHER 730 W WILSHIRE BLVD 108 OKLAHOMA CITY,OK 73116	NONE	501(C)(3)	UNRESTRICTED	500
REGIONAL FOOD BANK OF OKLAHOMA ATTN KAREN PAUL 3355 S OKLAHOMA CITY,OK 73179	NONE	501(C)(3)	RURAL DISTRIBUTION	10,000
REGIONAL FOOD BANK OF OKLAHOMA ATTN KAREN PAUL 3355 S OKLAHOMA CITY,OK 73179	NONE	501(C)(3)	DISCRETIONARY GRANT - GENERAL OPERAT	1,000
SHILOH SUMMER CAMP 601 NE 63RD ST OKLAHOMA CITY,OK 73105	NONE	501(C)(3)	EVERY CHILD A CHANCE CAMPAIGN	5,000
SOSU FOUNDATION 1405 N 4TH STREET DURANT,OK 74701	NONE	501(C)(3)	DISCRETIONARY GRANT - GENERAL OPERAT	1,900
SOSU FOUNDATION 1405 N 4TH STREET DURANT,OK 74701	NONE	501(C)(3)	DISCRETIONARY GRANT - GENERAL OPERAT	1,500
SPECIAL CARE 12201 N WESTERN AVE OKLAHOMA CITY,OK 73114	NONE	501(C)(3)	BUILDING EXPANSION	20,000
UNITED WAY - TULSA AREA 1430 S BOULDER TULSA,OK 74119	NONE	501(C)(3)	DISCRETIONARY GRANT - GENERAL OPERAT	500
YMCA OF GREATER OKLAHOMA CITY ATTN DAMON KING 500 N B OKLAHOMA CITY,OK 73102	NONE	501(C)(3)	YMCA MILITARY WELCOME CENTER	10,000
YWCA OKLAHOMA CITY ATTN JAMIE KIRSCHNER 246 OKLAHOMA CITY,OK 73112	NONE	501(C)(3)	YWCA OKLAHOMA CITY CRISIS SERVICES	10,000
Total  3a				412,000

TY 2012 Accounting Fees Schedule

Name: THE MERRICK FOUNDATION

EIN: 73-6111622

Category	Amount	Net Investment Income	Adjusted Net Income	Disbursements for Charitable Purposes
ACCOUNTING FEES	1,500			1,500

TY 2012 Compensation Explanation**Name:** THE MERRICK FOUNDATION**EIN:** 73-6111622

Person Name	Explanation
ELIZABETH M COE	
ROSS M COE	
CHARLES R COE JR	
WARD I COE	
WARD S MERRICK III	
FRANK W MERRICK	
VALDA M BUCHANAN	
MICHAEL A MCCAULEY	
LAURA CLAY	
JESSIE NANCE	
FRANK W MERRICK JR	
ROBERT COE	
RYAN COE	
JONATHAN MERRICK	
GERALD BUCHANAN	
MERRICK FITZGERALD	
GWEN GAINES	
KARI KOSTER	
SHERRIE SCHROEDER	

**TY 2012 Investments Corporate
Bonds Schedule**

Name: THE MERRICK FOUNDATION
EIN: 73-6111622

Name of Bond	End of Year Book Value	End of Year Fair Market Value
CORPORATE BONDS		

TY 2012 Investments Corporate Stock Schedule

Name: THE MERRICK FOUNDATION

EIN: 73-6111622

Name of Stock	End of Year Book Value	End of Year Fair Market Value
CORPORATE STOCK	3,126,093	3,126,093

TY 2012 Investments - Other Schedule

Name: THE MERRICK FOUNDATION

EIN: 73-6111622

Category / Item	Listed at Cost or FMV	Book Value	End of Year Fair Market Value
OTHER INVESTMENTS	FMV	5,953,394	5,953,394

TY 2012 Other Decreases Schedule

Name: THE MERRICK FOUNDATION

EIN: 73-6111622

Description	Amount
UNREALIZED GAIN/LOSS	108,565

TY 2012 Other Expenses Schedule**Name:** THE MERRICK FOUNDATION**EIN:** 73-6111622

Description	Revenue and Expenses per Books	Net Investment Income	Adjusted Net Income	Disbursements for Charitable Purposes
EXPENSES				
INSURANCE	761			761
MEMBERSHIP	3,000			3,000
SUPPLIES	32			32
TRAINING AND CONFERENCE	12,639			12,639

TY 2012 Other Professional Fees Schedule**Name:** THE MERRICK FOUNDATION**EIN:** 73-6111622

Category	Amount	Net Investment Income	Adjusted Net Income	Disbursements for Charitable Purposes
MANAGEMENT FEES	62,496	12,499		49,997
PORTFOLIO MANAGEMENT FEES	45,197	45,197		

TY 2012 Taxes Schedule**Name:** THE MERRICK FOUNDATION**EIN:** 73-6111622

Category	Amount	Net Investment Income	Adjusted Net Income	Disbursements for Charitable Purposes
FEDERAL EXCISE TAX TAXES	7,310			
ADR & FOREIGN TAXES	3,127	3,127		

2012 Tax Information Statement

Page 7 of 14

BOKE, NA
P.O. BOX 1620
TULSA, OK 74101-1620

Account Number: 737302018
Recipient's Tax ID Number: XX-XXX1622

Recipient's Name and Address:
MERRICK FOUNDATION INC
2932 NW 122ND ST SUITE D
OKLAHOMA CITY, OK 73120

Corrected

☐ 2nd TIN notice

2012 Proceeds from Broker and Barter Exchange Transactions

Sales are listed at Gross Proceeds less commissions and option premiums.

Cusip	Description	Stock or Other Symbol	Quantity Sold	Date of Sale or Exchange	Date of Acquisition	Stocks Bonds, etc.	Cost or Other Basis	Wash Sale Loss Disallowed	Net Gain or Loss	Federal Income Tax Withheld	State Tax Withheld
Short Term Sales											
464288661	ISHARES BARCLAYS		9000.0000	05/11/2012	Various	1,103,835.17	1,087,834.91	0.00	16,000.26	0.00	0.00
464287457	ISHARES BARCLAYS 1-3 YR TREAS BD FD	SHY	2600.0000	06/06/2012	03/26/2012	219,514.64	219,150.62	0.00	364.02	0.00	0.00
464287457	ISHARES BARCLAYS 1-3 YR TREAS BD FD	SHY	2575.0000	06/07/2012	Various	217,325.13	217,090.38	0.00	234.75	0.00	0.00
464287457	ISHARES BARCLAYS 1-3 YR TREAS BD FD	SHY	2575.0000	06/11/2012	04/03/2012	217,350.88	217,122.71	0.00	228.17	0.00	0.00
76628T876	RIDGEWORTH CORE BD I FD#5506	STIGX	8833.9220	08/22/2012	05/11/2012	100,000.00	99,204.94	0.00	795.06	0.00	0.00
921908844	VANGUARD DIVIDEND APPREC ETF	VIG	3300.0000	06/19/2012	04/03/2012	188,758.74	193,682.28	4,923.54	0.00	0.00	0.00
921908844	VANGUARD DIVIDEND APPREC ETF	VIG	3700.0000	12/11/2012	04/03/2012	223,488.31	217,158.92	0.00	6,329.39	0.00	0.00
921937827	VANGUARD SHT TERM BOND ETF	BSV	7700.0000	08/20/2012	06/15/2012	624,338.20	624,824.97	0.00	-486.77	0.00	0.00
Total Short Term Sales						2,894,611.07	2,876,069.73	4,923.54	23,464.88	0.00	0.00

This is important tax information and is being furnished to you.



Morgan Stanley

Page 7 of 19

Ref: 00000316 00040181

2012 Year End Summary

THE MERRICK FOUNDATION

Account Number 644-16806-15 635

Details of Short Term Gain (Loss) 2012

This section shows your sales of securities during the year. The "Sale Proceeds" column excludes any accrued income you may have received. In addition, although cash in lieu less than \$20 is not included on Form 1099-B (if applicable), it is included in this section. Please note, this material is being prepared for informational purposes only and should not be used for tax preparation without the assistance of your tax advisor.

Reference number	Quantity	Security Description	Opening Trade Date	Closing Trade Date	Sale Proceeds	Cost	(Loss)	Gain
125000090	115	WEATHERFORD INTERNATIONAL LTD.-CHF MorganStanley SmithBarney LLC acted as your agent	04/21/11	03/15/12	\$ 1,954.05	\$ 2,353.20	(\$ 399.15)	
125000210	118.6857	AMC NETWORKS INC-A MorganStanley SmithBarney LLC acted as your agent In this transaction.	04/01/11	03/15/12	5,216.26	4,527.39		688.87
125000310	260	BROADCOM CORP CL A MorganStanley SmithBarney LLC acted as your agent In this transaction.	05/10/11	03/15/12	9,799.33	8,731.16		1,068.17
125000340	475	CABLEVISION SYSTEMS CORP CABLEVISION NY GROUP CL A MorganStanley SmithBarney LLC acted as your agent	04/01/11	03/15/12	7,040.70	11,969.16	(4,928.46)	
125000370	20	CITRIX SYSTEMS INC MorganStanley SmithBarney LLC acted as your agent In this transaction.	07/27/11	03/15/12	1,578.15	1,438.13		140.02
125000430	95 225 115	CREE INC MorganStanley SmithBarney LLC acted as your agent In this transaction.	03/23/11 04/20/11 06/16/11	03/15/12	2,904.25 6,878.48 3,515.67	4,298.09 8,807.31 4,122.18	(1,393.84) (1,928.83) (606.51)	
125000490	44 7 30 35 28	DOLBY LABORATORIES INC CLASS A MorganStanley SmithBarney LLC acted as your agent	04/06/11 04/08/11 04/12/11 04/15/11 12/07/11	03/15/12	1,721.29 273.84 1,173.61 1,369.21 1,095.37	2,156.38 356.10 1,501.76 1,648.08 993.88	(435.09) (82.26) (328.15) (278.87) (101.30)	

2012 YEAR END SUMMARY

Ref: 00000316 00040182

2012 Year End Summary

THE MERRICK FOUNDATION

Account Number 644-16806-15 635

Details of Short Term Gain (Loss) 2012 - continued

Reference number	Quantity	Security Description	Opening Trade Date	Closing Trade Date	Sale Proceeds	Cost	(Loss)	Gain
125000550	630	FOREST LABORATORIES INC MorganStanley SmithBarney LLC acted as your agent in this transaction.	04/01/11	03/15/12	\$ 21,270.17	\$ 20,618.89		\$ 651.28
125000590	125	HUMAN GENOME SCIENCES INC MorganStanley SmithBarney LLC acted as your agent in this transaction.	07/26/11	03/15/12	960.23	2,668.55	(1,708.32)	
125000860	100	VERTEX PHARMACEUTICALS INC MorganStanley SmithBarney LLC acted as your agent in this transaction.	06/09/11	03/15/12	4,290.96	4,876.28	(585.32)	
Total					¥ \$ 73,216.99	¥ \$ 82,592.18	(\$ 12,674.80)	\$ 3,299.61

Details of Long Term Gain (Loss) 2012

This section shows your sales of securities during the year. The "Sale Proceeds" column excludes any accrued income you may have received. In addition, although cash in lieu less than \$20 is not included on Form 1099-B (if applicable), it is included in this section. Please note, this material is being prepared for informational purposes only and should not be used for tax preparation without the assistance of your tax advisor.

Reference number	Quantity	Security Description	Opening Trade Date	Closing Trade Date	Sale Proceeds	Cost	(Loss)	Gain
125000010	40	COVIDIEN PLC MorganStanley SmithBarney LLC acted as your agent in this transaction	12/21/99	01/20/12	\$ 1,909.16	\$ 1,525.81		\$ 383.35 ^c
125000020	40	COVIDIEN PLC MorganStanley SmithBarney LLC acted as your agent in this transaction	12/21/99	01/27/12	2,072.36	1,525.81		546.55 ^c
125000030	48.841 24.9945	COVIDIEN PLC MorganStanley SmithBarney LLC	12/21/99 10/11/00	03/15/12	2,678.93 1,370.05	1,863.06 1,610.11		815.87 ^c



Morgan Stanley

Page 8 of 19

Ref. 00000316 00040183

2012 Year End Summary

THE MERRICK FOUNDATION

Account Number 644-16806-15 635

Details of Long Term Gain (Loss) 2012 - continued

Reference number	Quantity	Security Description	Opening Trade Date	Closing Trade Date	Sale Proceeds	Cost	(Loss)	Gain
125000040	17	SEAGATE TECHNOLOGY PLC	07/31/01	01/20/12	\$ 338.16	\$ 313.53		\$ 24.63
	153	MorganStanley SmithBarney LLC acted as your agent in this transaction.	06/12/06		3,043.41	3,414.87	(371.46)	
125000050	170	SEAGATE TECHNOLOGY PLC MorganStanley SmithBarney LLC acted as your agent in this transaction.	06/12/06	01/27/12	3,536.41	3,794.29	(257.88)	
125000060	7	SEAGATE TECHNOLOGY PLC	06/12/06	03/15/12	186.20	156.24		29.96
	784	MorganStanley SmithBarney LLC	08/18/10		20,854.34	8,758.61		12,095.73
	1,190	acted as your agent in this transaction.	08/23/10		31,653.90	13,042.88		18,611.02
125000070	220	WEATHERFORD INTERNATIONAL LTD.-CHF MorganStanley SmithBarney LLC acted as your agent	06/27/02	01/20/12	3,597.63	2,522.30		1,075.33
125000080	220	WEATHERFORD INTERNATIONAL LTD.-CHF MorganStanley SmithBarney LLC acted as your agent	06/27/02	01/27/12	3,681.22	2,522.30		1,158.92
125000090	2,270	WEATHERFORD INTERNATIONAL LTD.-CHF	06/27/02	03/15/12	38,571.37	26,025.55		12,545.82
	155	MorganStanley SmithBarney LLC acted as your agent	01/28/10		2,633.73	2,487.36		146.37
125000100	50	TE CONNECTIVITY LTD-CHE MorganStanley SmithBarney LLC acted as your agent in this transaction.	12/21/99	01/20/12	1,782.46	1,755.89		26.57 ^c
125000110	50	TE CONNECTIVITY LTD-CHE MorganStanley SmithBarney LLC acted as your agent in this transaction.	12/21/99	01/27/12	1,710.96	1,755.88	(44.92) ^c	
125000120	143.841	TE CONNECTIVITY LTD-CHE	12/21/99	03/15/12	5,295.41	5,051.37		244.04 ^c

2012 YEAR END SUMMARY

Ref: 00000316 00040184

2012 Year End Summary

THE MERRICK FOUNDATION

Account Number 644-16806-15 635

Details of Long Term Gain (Loss) 2012 - continued

Reference number	Quantity	Security Description	Opening Trade Date	Closing Trade Date	Sale Proceeds	Cost	(Loss)	Gain
125000130	50	TYCO INTL LTD CHF MorganStanley SmithBarney LLC acted as your agent in this transaction.	12/21/99	01/20/12	\$ 2,480.45	\$ 2,343.98		\$ 136.47 ^c
125000140	55	TYCO INTL LTD CHF MorganStanley SmithBarney LLC acted as your agent in this transaction.	12/21/99	01/27/12	2,712.54	2,578.38		134.16 ^c
125000150	167.841 24 9945 392.1645 20	TYCO INTL LTD CHF MorganStanley SmithBarney LLC acted as your agent in this transaction.	12/21/99 10/11/00 12/18/01 05/19/10	03/15/12	8,937.88 1,331.01 20,883.56 1,065.04	7,868.34 1,989.85 34,154.64 752.48	(658.84) ^c (13,271.08)	1,069.54 ^c 312.56
125000160	40	CORE LABORATORIES N V-USD MorganStanley SmithBarney LLC acted as your agent in this transaction.	07/31/01	01/20/12	4,555.11	399.23		4,155.88
125000170	45	CORE LABORATORIES N V-USD MorganStanley SmithBarney LLC acted as your agent in this transaction.	07/31/01	01/27/12	4,949.90	449.13		4,500.77
125000180	488	CORE LABORATORIES N V-USD MorganStanley SmithBarney LLC acted as your agent in this transaction.	07/31/01	03/15/12	61,700.14	4,870.61		56,829.53
125000190	30	AMC NETWORKS INC-A MorganStanley SmithBarney LLC acted as your agent in this transaction.	08/15/02	01/20/12	1,255.17	110.00		1,145.17
125000200	35	AMC NETWORKS INC-A MorganStanley SmithBarney LLC acted as your agent in this transaction.	08/15/02	01/27/12	1,482.57	128.34		1,354.23
125000210	3.9241	AMC NETWORKS INC-A	08/15/02	03/15/12	172.47	14.39		158.08

2012 YEAR-END SUMMARY



Morgan Stanley

Page 11 of 19

Ref: 00000316 00040185

2012 Year End Summary

THE MERRICK FOUNDATION

Account Number 644-16806-15 635

Details of Long Term Gain (Loss) 2012 - continued

Reference number	Quantity	Security Description	Opening Trade Date	Closing Trade Date	Sale Proceeds	Cost	(Loss)	Gain
125000220	85	ANADARKO PETROLEUM CORP MorganStanley SmithBarney LLC acted as your agent In this transaction.	06/27/06	01/20/12	\$ 6,698.72	\$ 3,693.45		\$ 3,005.27
125000230	90	ANADARKO PETROLEUM CORP MorganStanley SmithBarney LLC acted as your agent in this transaction.	06/27/06	01/27/12	7,157.56	3,910.72		3,246.84
125000240	254	ANADARKO PETROLEUM CORP	06/27/06	03/15/12	21,329.72	11,036.91		10,292.81
	80	MorganStanley SmithBarney LLC	09/25/06		6,718.02	3,328.80		3,389.22
	350	acted as your agent	12/21/06		29,391.35	14,925.44		14,465.91
	40	in this transaction.	01/04/07		3,359.01	1,643.20		1,715.81
	251		10/24/08		21,077.80	7,302.44		13,775.36
125000250	10	AUTODESK INC MorganStanley SmithBarney LLC acted as your agent in this transaction.	05/20/10	03/15/12	400.29	289.65		110.64
125000260	85	BIOMERIE INC MorganStanley SmithBarney LLC acted as your agent in this transaction.	06/13/02	01/20/12	10,084.20	2,820.31		7,263.89
125000270	70	BIOMERIE INC MorganStanley SmithBarney LLC acted as your agent in this transaction.	06/13/02	01/27/12	8,289.94	2,322.61		5,967.33
125000280	180	BIOMERIE INC	06/13/02	03/15/12	21,763.64	5,972.41		15,791.23
	30	MorganStanley SmithBarney LLC	03/25/03		3,827.27	1,012.39		2,814.88
	240	acted as your agent	04/16/03		29,018.19	7,382.40		21,635.79
	140	In this transaction.	04/29/08		16,927.28	8,665.86		8,261.42
	50		05/19/08		6,045.45	3,173.43		2,872.02
125000290	85	BROADCOM CORP CL A MorganStanley SmithBarney LLC acted as your agent	07/13/06	01/20/12	2,957.09	2,330.38 R		626.71

2012 YEAR END SUMMARY

Ref: 00000316 00040186

2012 Year End Summary

THE MERRICK FOUNDATION

Account Number 644-16806-15 635

Details of Long Term Gain (Loss) 2012 - continued

Reference number	Quantity	Security Description	Opening Trade Date	Closing Trade Date	Sale Proceeds	Cost	(Loss)	Gain
125000310	185	BROADCOM CORP CL A	07/13/06	03/15/12	\$ 6,972.60	\$ 5,071.99 ^R		\$ 1,900.61
	240	MorganStanley SmithBarney LLC	07/21/06		9,045.53	5,624.78 ^R		3,420.75
	240	acted as your agent	11/07/07		9,045.53	7,879.27 ^R		1,166.26
	55	In this transaction.	03/09/11		2,072.93	2,228.55	(155.62)	
125000320	105	CABLEVISION SYSTEMS CORP CABLEVISION NY GROUP CL A MorganStanley SmithBarney LLC acted as your agent	08/15/02	01/20/12	1,535.28	254.13		1,281.15
125000330	55	CABLEVISION SYSTEMS CORP	08/15/02	01/27/12	792.71	133.12		659.59
	50	CABLEVISION NY GROUP CL A MorganStanley SmithBarney LLC acted as your agent	03/07/03		720.65	240.28		480.37
125000340	760	CABLEVISION SYSTEMS CORP CABLEVISION NY GROUP CL A MorganStanley SmithBarney LLC acted as your agent	03/07/03	03/15/12	11,265.13	3,652.30		7,612.83
125000350	30	CITRIX SYSTEMS INC MorganStanley SmithBarney LLC acted as your agent In this transaction.	10/15/10	01/20/12	2,037.56	1,771.08		266.48
125000360	30	CITRIX SYSTEMS INC MorganStanley SmithBarney LLC acted as your agent In this transaction.	10/15/10	01/27/12	1,962.86	1,771.08		191.78
125000370	100	CITRIX SYSTEMS INC	10/15/10	03/15/12	7,890.76	5,903.61		1,987.15
	180	MorganStanley SmithBarney LLC	10/22/10		14,203.36	10,756.33		3,447.03
	20	acted as your agent	11/04/10		1,578.15	1,307.41		270.74
	5	In this transaction.	11/16/10		394.54	315.93		78.61
	5		01/14/11		394.54	338.73		55.81
125000380	140	COMCAST CORP CL A - SPL MorganStanley SmithBarney LLC acted as your agent In this transaction.	06/25/02	01/20/12	3,546.13	2,291.94		1,254.19

2012 YEAR-END SUMMARY



Ref: 00000316 00040187

2012 Year End Summary

THE MERRICK FOUNDATION

Account Number 644-16806-15 635

Details of Long Term Gain (Loss) 2012 - continued

Reference number	Quantity	Security Description	Opening Trade Date	Closing Trade Date	Sale Proceeds	Cost	(Loss)	Gain
125000400	187.119	COMCAST CORP CL A - SPL	06/25/02	03/15/12	\$ 5,456.81	\$ 3,063.33		\$ 2,393.48
	134.9844	MorganStanley SmithBarney LLC	06/28/02		3,936.45	2,107.19		1,829.26
	899.8966	acted as your agent	08/02/02		26,243.03	11,471.88		14,771.15
	390	In this transaction.	06/23/08		11,373.29	7,522.87		3,850.42
125000410	75	CREE INC	07/10/02	01/20/12	2,015.21	868.28		1,146.93
		MorganStanley SmithBarney LLC						
		acted as your agent						
		In this transaction.						
125000420	75	CREE INC	07/10/02	01/27/12	1,982.96	868.28		1,114.68
		MorganStanley SmithBarney LLC						
		acted as your agent						
		In this transaction.						
125000430	443	CREE INC	07/10/02	03/15/12	13,542.97	5,128.66		8,414.31
		MorganStanley SmithBarney LLC						
		acted as your agent						
		In this transaction.						
125000440	45	DIRECTV CL A	06/28/02	01/20/12	1,937.21	472.72		1,464.49
		MorganStanley SmithBarney LLC						
		acted as your agent						
		In this transaction.						
125000450	45	DIRECTV CL A	06/28/02	01/27/12	2,002.46	472.72		1,529.74
		MorganStanley SmithBarney LLC						
		acted as your agent						
		In this transaction.						
125000460	232.3542	DIRECTV CL A	06/28/02	03/15/12	11,053.44	2,440.84		8,612.60
	247.6627	MorganStanley SmithBarney LLC	08/02/02		11,781.69	2,103.35		9,678.34
	14.9899	acted as your agent	03/28/08		713.09	293.95		419.14
	9.9932	In this transaction.	03/31/08		475.40	194.59		280.81
125000470	50	DOLBY LABORATORIES INC	10/27/08	01/20/12	1,744.46	1,522.84		221.62
		CLASS A						
		MorganStanley SmithBarney LLC						
		acted as your agent						
125000480	26	DOLBY LABORATORIES INC	10/27/08	01/27/12	938.58	791.87		146.71

2012 YEAR END SUMMARY

Ref: 00000316 00040188

2012 Year End Summary

THE MERRICK FOUNDATION

Account Number 644-16806-15 635

Details of Long Term Gain (Loss) 2012 - continued

Reference number	Quantity	Security Description	Opening Trade Date	Closing Trade Date	Sale Proceeds	Cost	(Loss)	Gain
125000490	93	DOLBY LABORATORIES INC	10/28/08	03/15/12	\$ 3,638.19	\$ 2,717.72		\$ 920.47
	258	CLASS A	10/29/08		10,093.03	7,672.84		2,420.19
	109	MorganStanley SmithBarney LLC acted as your agent	10/30/08		4,264.11	3,338.27		925.84
125000500	50	FLUOR CORP NEW MorganStanley SmithBarney LLC acted as your agent in this transaction.	04/07/09	01/20/12	2,801.44	1,871.82		929.62
125000510	50	FLUOR CORP NEW MorganStanley SmithBarney LLC acted as your agent in this transaction.	04/07/09	01/27/12	2,864.44	1,871.83		992.61
125000520	405	FLUOR CORP NEW	04/07/09	03/15/12	25,172.72	15,161.78		10,010.94
	115	MorganStanley SmithBarney LLC acted as your agent in this transaction.	10/12/10		7,147.81	5,878.12		1,269.69
125000530	140	FOREST LABORATORIES INC MorganStanley SmithBarney LLC acted as your agent in this transaction.	07/31/01	01/20/12	4,487.04	5,528.10	(1,041.06)	
125000540	80	FOREST LABORATORIES INC	07/31/01	01/27/12	2,539.41	3,158.91	(619.50)	
	55	MorganStanley SmithBarney LLC	11/30/07		1,745.84	2,111.92	(366.08)	
	5	acted as your agent in this transaction.	02/11/10		158.71	146.15		12.56
125000550	725	FOREST LABORATORIES INC	02/11/10	03/15/12	24,477.59	21,192.12		3,285.47
	245	MorganStanley SmithBarney LLC acted as your agent in this transaction.	05/11/10		8,271.74	6,679.39		1,592.35
125000560	55	FREEMONT MCMORAN COPPER & GOLD CL B MorganStanley SmithBarney LLC acted as your agent	02/11/09	01/20/12	2,371.55	775.95		1,595.60
125000570	55	FREEMONT MCMORAN COPPER & GOLD	02/11/09	01/27/12	2,537.10	775.95		1,761.15

2012 YEAR END SUMMARY



Ref: 00000316 00040189

2012 Year End Summary

THE MERRICK FOUNDATION

Account Number 644-16806-15 635

Details of Long Term Gain (Loss) 2012 - *continued*

Reference number	Quantity	Security Description	Opening Trade Date	Closing Trade Date	Sale Proceeds	Cost	(Loss)	Gain
125000580	660	FREEPORT MCMORAN COPPER & GOLD CL B MorganStanley SmithBarney LLC acted as your agent	02/11/09	03/15/12	\$ 25,278.60	\$ 9,311.34		\$ 15,967.26
125000590	645 5	HUMAN GENOME SCIENCES INC MorganStanley SmithBarney LLC acted as your agent In this transaction.	02/28/11 03/01/11	03/15/12	4,954.80 38.41	16,124.94 125.00	(11,170.14) (86.59)	
125000600	178 266 295 20	IMMUNOGEN INC MorganStanley SmithBarney LLC acted as your agent in this transaction.	11/04/10 11/08/10 11/09/10 11/16/10	03/15/12	2,381.99 3,559.60 3,947.68 267.63	1,410.53 2,107.20 2,330.09 155.31		971.46 1,452.40 1,617.59 112.32
125000610	40	L 3 COMMUNICATIONS HLDGS INC MorganStanley SmithBarney LLC acted as your agent in this transaction.	07/31/01	01/20/12	2,820.74	1,528.46		1,292.28
125000620	40	L 3 COMMUNICATIONS HLDGS INC MorganStanley SmithBarney LLC acted as your agent in this transaction.	07/31/01	01/27/12	2,794.34	1,528.46		1,265.88
125000630	480	L 3 COMMUNICATIONS HLDGS INC MorganStanley SmithBarney LLC acted as your agent In this transaction.	07/31/01	03/15/12	33,936.34	18,341.52		15,594.82
125000640	35	LIBERTY MEDIA CORP LIBERTY CAP CL A MorganStanley SmithBarney LLC acted as your agent	06/26/08	01/20/12	2,929.09	524.93		2,404.16
125000650	35	LIBERTY MEDIA CORP LIBERTY CAP CL A MorganStanley SmithBarney LLC acted as your agent	06/26/08	01/27/12	2,879.04	524.93		2,354.11
125000660	60	LIBERTY MEDIA CORP LIBERTY CAP	06/26/08	03/15/12	5,243.04	899.88		4,343.16

2
0
1
2

Y
E
A
R

E
N
D

S
U
M
M
A
R

Ref: 00000316 00040190

2012 Year End Summary

THE MERRICK FOUNDATION

Account Number 644-16806-15 635

Details of Long Term Gain (Loss) 2012 - continued

Reference number	Quantity	Security Description	Opening Trade Date	Closing Trade Date	Sale Proceeds	Cost	(Loss)	Gain
125000670	64.1304	LIBERTY MEDIA HLDG CORP	07/31/01	01/20/12	\$ 1,086.34	\$ 1,648.17	(\$ 559.83)	
	15.8696	INTERACTIVE SER A MorganStanley SmithBarney LLC acted as your agent	06/28/02		268.83	232.89		35.94
125000680	85	LIBERTY MEDIA HLDG CORP INTERACTIVE SER A MorganStanley SmithBarney LLC acted as your agent	06/28/02	01/27/12	1,456.87	1,247.39		209.48
125000690	539.0425	LIBERTY MEDIA HLDG CORP	06/28/02	03/15/12	10,338.91	7,910.53		2,428.38
	309.9575	INTERACTIVE SER A	08/02/02		5,945.03	3,677.46		2,267.57
	21	MorganStanley SmithBarney LLC	03/17/08		402.78	337.04		65.74
	75	acted as your agent	03/19/08		1,438.52	1,235.40		203.12
125000700	45	NATIONAL OILWELL VARCO INC MorganStanley SmithBarney LLC acted as your agent in this transaction.	07/31/01	01/20/12	3,355.13	1,398.49		1,956.64
125000710	45	NATIONAL OILWELL VARCO INC MorganStanley SmithBarney LLC acted as your agent in this transaction	07/31/01	01/27/12	3,488.33	1,398.49		2,089.84
125000720	84	NATIONAL OILWELL VARCO INC	07/31/01	03/15/12	5,148.36	1,988.97		3,159.39
	331	MorganStanley SmithBarney LLC	10/24/08		26,626.65	7,962.64		18,664.01
	115	acted as your agent in this transaction.	10/27/08		9,250.95	2,926.65		6,324.30
125000730	55	NUCOR CORP MorganStanley SmithBarney LLC acted as your agent in this transaction.	02/17/09	01/20/12	2,345.70	2,244.10		101.60
125000740	55	NUCOR CORP MorganStanley SmithBarney LLC acted as your agent in this transaction.	02/17/09	01/27/12	2,450.20	2,244.10		206.10
125000750	295	NUCOR CORP	02/17/09	03/15/12	12,762.12	12,036.52		725.60

2012 YEAR END SUMMARY



Morgan Stanley

Page 17 of 19

Ref: 00000316 00040191

2012 Year End Summary

THE MERRICK FOUNDATION

Account Number 644-16806-15 635

Details of Long Term Gain (Loss) 2012 - continued

Reference number	Quantity	Security Description	Opening Trade Date	Closing Trade Date	Sale Proceeds	Cost	(Loss)	Gain
125000760	90	PALL CORP MorganStanley SmithBarney LLC acted as your agent in this transaction.	05/20/08	01/20/12	\$ 5,399.89	\$ 3,469.37		\$ 1,930.52
125000770	65	PALL CORP MorganStanley SmithBarney LLC acted as your agent in this transaction.	05/20/08	01/27/12	3,836.22	2,505.66		1,330.56
125000780	765	PALL CORP MorganStanley SmithBarney LLC acted as your agent in this transaction.	05/20/08	03/15/12	45,821.91	29,489.68		16,332.23
125000790	95	SANDISK CORP MorganStanley SmithBarney LLC acted as your agent in this transaction.	07/31/01	01/20/12	4,972.20	1,139.87		3,832.33
125000800	95	SANDISK CORP MorganStanley SmithBarney LLC acted as your agent in this transaction.	07/31/01	01/27/12	4,448.76	1,139.87		3,308.89
125000810	287 560 160 93	SANDISK CORP MorganStanley SmithBarney LLC acted as your agent in this transaction.	07/31/01 07/31/01 03/14/08 07/09/08	03/15/12	14,220.48 27,747.27 7,927.79 4,608.03	3,443.61 6,719.24 3,530.35 1,623.89		10,776.87 21,028.03 4,397.44 2,984.14
125000820	190	UNITEDHEALTH GROUP INC MorganStanley SmithBarney LLC acted as your agent in this transaction.	07/31/01	01/20/12	9,826.63	3,199.89		6,626.74
125000830	125	UNITEDHEALTH GROUP INC MorganStanley SmithBarney LLC acted as your agent in this transaction.	07/31/01	01/27/12	6,390.15	2,105.19		4,284.96
125000840	280	UNITEDHEALTH GROUP INC	07/31/01	03/15/12	15,568.20	4,715.64		10,852.56

2
0
1
2

Y
E
A
R

E
N
D

S
U
M
M
A
R

Morgan Stanley

Page 18 of 19

Ref: 00000316 00040192

2012 Year End Summary

THE MERRICK FOUNDATION

Account Number 644-16806-15 635

Details of Long Term Gain (Loss) 2012 - continued

Reference number	Quantity	Security Description	Opening Trade Date	Closing Trade Date	Sale Proceeds	Cost	(Loss)	Gain
125000850	50	VERTEX PHARMACEUTICALS INC MorganStanley SmithBarney LLC acted as your agent in this transaction.	11/12/08	01/27/12	\$ 1,790.96	\$ 1,336.45		\$ 454.51
125000860	159	VERTEX PHARMACEUTICALS INC	11/12/08	03/15/12	6,822.63	4,249.91		2,572.72
	61	MorganStanley SmithBarney LLC	11/13/08		2,617.49	1,624.34		993.15
	285	acted as your agent in this transaction.	11/17/08		12,229.24	7,684.31		4,544.93
Total					¥ \$ 1,218,077.01	¥ \$ 670,709.14	(\$ 46,850.58)	\$ 594,218.45

^cBased on information supplied by Client or other financial institution, not verified by us.

2
0
1
2
Y
E
A
R

E
N
D

S
U
M
M
A
R
Y



Ref: 00000316 00040206

2012 Year End Summary

MERRICK FOUNDATION

Account Number 644-21849-14 635

Details of Short Term Gain (Loss) 2012

This section shows your sales of securities during the year. The "Sale Proceeds" column excludes any accrued income you may have received. In addition, although cash in lieu less than \$20 is not included on Form 1099-B (if applicable), it is included in this section. Please note, this material is being prepared for informational purposes only and should not be used for tax preparation without the assistance of your tax advisor.

Reference number	Quantity	Security Description	Opening Trade Date	Closing Trade Date	Sale Proceeds	Cost	(Loss)	Gain
125000010	547	GLENCORE INTERNATIONAL AG ORD GBP 0.01	02/09/12	03/20/12	\$ 3,631.46	\$ 3,819.26	(\$ 187.80)	
125000030	188	GREENLIGHT CAPITAL RE LTD	04/01/11	03/19/12	4,551.44	5,276.48	(725.04)	
	109	CLASS A	05/11/11		2,638.86	2,922.62	(283.76)	
	53	CGMI AND/OR ITS AFFILIATES	05/12/11		1,283.12	1,419.74	(136.62)	
	154		07/05/11		3,728.30	4,048.24	(319.94)	
125000080	200	HENDERSON LAND DEVELOPMENT	03/31/11	03/20/12	1,172.54	1,382.72	(210.18)	
	600	CO-HKD	04/08/11		3,517.62	4,362.84	(845.22)	
	700	ORIGINAL S/D 03/23/12 B/C 6V TRADE AS OF 03/20/12	05/13/11		4,103.88	4,709.18	(605.30)	
125000090	177	AIR LEASE CORP	11/15/11	03/19/12	4,377.13	3,832.37		544.76
	155		11/23/11		3,833.08	3,394.89		438.19
	145		12/19/11		3,585.78	3,294.08		291.70
125000120	49	AUTONATION INC	03/30/11	03/19/12	1,703.40	1,762.09	(58.69)	
	206		04/26/11		7,161.26	6,849.09		312.17
125000230	128	COLFAX CORP	01/05/12	03/19/12	4,533.68	3,690.79		842.89
	114		01/25/12		4,037.80	3,575.53		462.27
125000240	58	CONTINENTAL RESOURCES INC	12/15/11	03/19/12	5,176.41	3,602.55		1,573.86
	52		12/21/11		4,640.91	3,408.00		1,232.91
125000250	145	DISH NETWORK CORP CL A	10/19/11	03/19/12	4,576.65	3,785.88		790.77
	145	CGMI AND/OR ITS AFFILIATES	11/02/11		4,576.65	3,439.79		1,136.86
	153		11/29/11		4,829.16	3,669.55		1,159.61
125000270	144	DREAMWORKS ANIMATION INC CL A	04/27/11	03/19/12	2,713.39	3,679.56	(966.17)	
	181	CGMI AND/OR ITS AFFILIATES	06/17/11		3,410.58	3,873.76	(463.18)	
	231		07/14/11		4,352.72	4,837.97	(485.25)	
	234		08/05/11		4,409.25	4,624.54	(215.29)	
	141		08/26/11		2,656.86	2,777.29	(120.43)	

Ref: 00000316 00040207

2012 Year End Summary

MERRICK FOUNDATION

Account Number 644-21849-14 635

Details of Short Term Gain (Loss) 2012 - continued

Reference number	Quantity	Security Description	Opening Trade Date	Closing Trade Date	Sale Proceeds	Cost	(Loss)	Gain
125000390	7	GOOGLE INC	09/28/11	03/19/12	\$ 4,442.19	\$ 3,767.00		\$ 675.19
	6	CLASS A	10/25/11		3,807.59	3,504.20		303.39
		CGMI AND/OR ITS AFFILIATES						
125000430	74	HOWARD HUGHES CORP	04/28/11	03/19/12	4,752.82	4,775.64	(22.82)	
	100		08/08/11		6,422.73	4,783.07		1,639.66
	41		08/17/11		2,633.32	2,262.75		370.57
	45		11/17/11		2,890.23	2,018.60		871.63
	57		11/18/11		3,660.96	2,543.44		1,117.52
	65		12/08/11		4,174.78	3,157.78		1,017.00
	91		01/06/12		5,844.69	4,237.41		1,607.28
	75		02/24/12		4,817.05	4,143.06		673.99
	92		02/29/12		5,908.92	5,114.46		794.46
125000470	41	JARDEN CORP	07/27/11	03/19/12	1,621.11	1,345.92		275.19
	165		07/28/11		6,523.98	5,087.45		1,436.53
125000480	68	JARDINE STRATEGIC HLDGS	10/24/11	03/19/12	4,329.48	3,841.64		487.84
	70	LTD B-USD	10/28/11		4,456.82	4,144.20		312.62
	59	CGMI AND/OR ITS AFFILIATES	11/09/11		3,756.46	3,880.26	(123.80)	
	61		11/28/11		3,883.80	3,631.55		252.25
	55		12/08/11		3,501.79	3,409.65		92.14
	60		01/06/12		3,820.13	3,601.10		219.03
125000490	166	LENNAR CORP	03/01/12	03/19/12	4,379.51	3,879.62		499.89
		CLASS A						
125000550	110.9074	LIBERTY MEDIA CORP LIBERTY CAP	07/12/11	03/19/12	9,805.98	9,241.23		564.75
	44.8911	CL A	07/28/11		3,969.09	3,932.09		37.00
	58.9746	CGMI AND/OR ITS AFFILIATES	08/18/11		5,214.29	4,517.82		696.47
	42.2505		08/24/11		3,735.62	3,234.44		501.18
	55.4537		09/07/11		4,902.99	4,137.82		765.17
	53.6933		09/15/11		4,747.34	4,328.39		418.95
	91.5426		10/07/11		8,093.82	6,283.26		1,810.56
	27.2868		10/11/11		2,412.57	1,875.93		536.64
125000560	50	LIMITED BRANDS INC	07/21/11	01/20/12	2,059.46	2,039.62		19.84
125000570	62	LIMITED BRANDS INC	07/21/11	03/19/12	2,908.64	2,529.13		379.51
	129		07/26/11		6,051.85	4,891.64		1,160.21
	129							

2012 YEAR-END SUMMARY



Morgan Stanley

Ref: 00000316 00040208

2012 Year End Summary

MERRICK FOUNDATION

Account Number 644-21849-14 635

Details of Short Term Gain (Loss) 2012 - continued

Reference number	Quantity	Security Description	Opening Trade Date	Closing Trade Date	Sale Proceeds	Cost	(Loss)	Gain
125000600	124	MARKET VECTORS ETF TR GAMING ETF PROSPECTUS ENCLOSED	03/25/11	03/19/12	\$ 4,492.44	\$ 3,997.69		\$ 494.75
125000690	66	SWIRE PACIFIC LTD SP ADR	01/19/11	01/06/12	642.44	1,082.40	(439.96)	
	224	CGMI AND/OR ITS AFFILIATES	01/26/11		2,180.42	3,617.60	(1,437.18)	
	15		02/08/11		146.01	228.23	(82.22)	
125000700	296	SWIRE PACIFIC LTD SP ADR CGMI AND/OR ITS AFFILIATES	02/08/11	01/20/12	3,353.61	4,503.67	(1,150.06)	
125000710	46	SWIRE PACIFIC LTD SP ADR	02/08/11	01/26/12	474.03	699.89	(225.86)	
	161	CGMI AND/OR ITS AFFILIATES	03/16/11		1,659.12	2,265.27	(606.15)	
125000720	817	SWIRE PACIFIC LTD SP ADR SALE OF RTS ON 817.0000 SHS	02/06/12	02/06/12	1,270.22	.01		1,270.21
125000730	183	SWIRE PACIFIC LTD SP ADR	03/16/11	02/15/12	2,034.56	2,574.81	(540.25)	
	241	CGMI AND/OR ITS AFFILIATES	05/09/11		2,679.39	3,724.22	(1,044.83)	
	393		05/24/11		4,369.29	5,880.85	(1,511.56)	
125000740	158	TOURMALINE OIL CORP-CAD	01/26/12	03/19/12	3,726.45	3,861.20	(134.75)	
	139		03/01/12		3,278.34	3,594.61	(316.27)	
125000750	80	VIACOM INC NEW CLASS B CGMI AND/OR ITS AFFILIATES	03/06/12	03/19/12	3,846.33	3,806.74		39.59
125000780	210	WPX ENERGY INC	02/09/12	03/19/12	4,109.62	3,773.20		336.42
	220		02/14/12		4,305.32	3,850.97		454.35
	261		02/17/12		5,107.68	4,942.74		164.94
125000790	28	WYNN RESORTS LTD	07/22/11	03/19/12	3,622.01	4,628.45	(1,006.44)	
	37	CGMI AND/OR ITS AFFILIATES	09/30/11		4,786.23	4,258.29		527.94
Total					\$ 328,645.11	\$ 306,313.50	(\$ 14,265.02)	\$ 36,598.63

2
0
1
2

Y
E
A
R

E
N
D

S
U
M
M
A
R

Ref: 00000316 00040209

2012 Year End Summary

MERRICK FOUNDATION

Account Number 644-21849-14 635

Details of Long Term Gain (Loss) 2012

This section shows your sales of securities during the year. The "Sale Proceeds" column excludes any accrued income you may have received. In addition, although cash in lieu less than \$20 is not included on Form 1099-B (if applicable), it is included in this section. Please note, this material is being prepared for informational purposes only and should not be used for tax preparation without the assistance of your tax advisor.

Reference number	Quantity	Security Description	Opening Trade Date	Closing Trade Date	Sale Proceeds	Cost	(Loss)	Gain
125000020	59	GREENLIGHT CAPITAL RE LTD CLASS A CGMI AND/OR ITS AFFILIATES	03/19/10	01/20/12	\$ 1,518.63	\$ 1,510.86		\$ 7.77
125000030	21	GREENLIGHT CAPITAL RE LTD CLASS A	03/19/10	03/19/12	508.41	537.76	(29.35)	
	73	CGMI AND/OR ITS AFFILIATES	04/07/10		1,767.31	1,885.61	(118.30)	
	71		06/17/10		1,718.89	1,800.38	(81.49)	
	40		06/18/10		968.39	1,030.68	(62.29)	
	35		06/21/10		847.34	917.96	(70.62)	
	32		10/25/10		774.71	911.03	(136.32)	
	60		10/26/10		1,452.59	1,709.80	(257.21)	
	49		10/27/10		1,186.28	1,398.11	(211.83)	
125000040	6,000	BEIJING CAPITAL INTL AIRPORT	02/07/07	01/30/12	3,029.94	5,578.20	(2,548.26)	
	800		04/24/07		403.99	792.72	(388.73)	
125000050	5,200	BEIJING CAPITAL INTL AIRPORT	04/24/07	03/19/12	2,781.95	5,152.68	(2,370.73)	
	2,940		11/12/10		1,572.87	1,685.50	(112.63)	
125000060	400	HENDERSON LAND DEVELOPMENT CO-HKD	10/22/08	01/20/12	2,167.95	1,433.32		734.63
125000070	400	HENDERSON LAND DEVELOPMENT CO-HKD	10/22/08	01/30/12	2,155.95	1,433.32		722.63
125000080	3,200	HENDERSON LAND DEVELOPMENT CO-HKD	10/22/08	03/20/12	18,760.62	11,466.56		7,294.06
	200		09/13/10		1,172.54	1,289.48	(116.94)	
	600	ORIGINAL S/D 03/23/12 B/C 6V	09/24/10		3,517.62	4,073.52	(555.90)	
	800	TRADE AS OF 03/20/12	10/28/10		4,690.15	5,801.76	(1,111.61)	
125000100	76	AUTONATION INC	12/17/10	01/20/12	2,679.18	2,077.84		601.34
	36		01/03/11		1,269.09	1,021.37		247.72
125000110	68	AUTONATION INC	01/03/11	01/30/12	2,468.35	1,929.27		539.08
125000120	60	AUTONATION INC	01/03/11	03/19/12	2,085.80	1,702.29		383.51
	157		01/19/11		5,457.85	4,455.49		1,002.36
	122		01/19/11		1,875.00	2,551.10	(676.10)	



Ref: 00000316 00040210

2012 Year End Summary

MERRICK FOUNDATION

Account Number 644-21849-14 635

Details of Long Term Gain (Loss) 2012 - continued

Reference number	Quantity	Security Description	Opening Trade Date	Closing Trade Date	Sale Proceeds	Cost	(Loss)	Gain
125000130	37	BOK FINL CORP NEW	03/11/10	03/19/12	\$ 2,129.68	\$ 1,720.47		\$ 409.21
	49	CGMI AND/OR ITS AFFILIATES	03/12/10		2,820.39	2,294.54		525.85
125000140	64	BERKSHIRE HATHAWAY INC CL B	09/30/05	03/19/12	5,200.10	3,456.01		1,744.09
	200		03/26/09		16,250.33	11,803.92		4,446.41
125000150	70	BROOKFIELD ASSET MGMT INC VOTING SHS CL A	09/30/05	01/20/12	2,132.85	1,443.79		689.06
125000160	67	BROOKFIELD ASSET MGMT INC VOTING SHS CL A	09/30/05	01/30/12	2,007.95	1,381.92		626.03
125000170	90	BROOKFIELD ASSET MGMT INC VOTING SHS CL A	09/30/05	03/19/12	2,904.93	1,856.31		1,048.62
	160		07/26/07		5,164.32	5,609.92	(445.60)	
	20		08/13/07		645.54	670.29	(24.75)	
	420		08/16/07		13,556.35	12,825.79		730.56
	600		08/24/07		19,366.21	21,221.46	(1,855.25)	
	200		09/06/07		6,455.40	6,781.20	(325.80)	
	100		09/13/07		3,227.70	3,384.13	(156.43)	
125000180	9	CME GROUP INC CLASS A CGMI AND/OR ITS AFFILIATES	02/17/09	01/20/12	2,160.49	1,651.69		508.80
125000190	71	CME GROUP INC CLASS A CGMI AND/OR ITS AFFILIATES	02/17/09	03/19/12	20,622.99	13,029.98		7,593.01
125000200	23	CNOOC LTD SPONS ADR	09/30/05	01/25/12	4,510.54	1,661.06		2,949.48
125000210	21	CNOOC LTD SPONS ADR	09/30/05	02/07/12	4,565.61	1,516.62		3,048.99
125000220	24	CNOOC LTD SPONS ADR	09/30/05	02/21/12	5,329.22	1,733.28		3,595.94
125000260	15	DREAMWORKS ANIMATION INC CL A	06/24/10	01/30/12	269.84	425.26	(155.42)	
	100	CGMI AND/OR ITS AFFILIATES	07/01/10		1,798.97	2,833.22	(1,034.25)	
125000270	47	DREAMWORKS ANIMATION INC CL A	07/01/10	03/19/12	865.62	1,331.61	(445.99)	
	154	CGMI AND/OR ITS AFFILIATES	01/11/11		2,901.82	4,489.19	(1,587.37)	
	174		02/18/11		3,278.68	4,929.86	(1,651.18)	
125000290	216	FOREST CITY ENTERPRISES INC CLASS A	05/12/10	01/11/12	2,483.54	3,348.00	(864.46)	
	122		07/16/10		1,402.74	1,455.83	(53.09)	
125000300	132	FOREST CITY ENTERPRISES INC	07/16/10	01/20/12	1,703.22	1,575.15		128.07

2012 YEAR END SUMMARY

Ref: 00000316 00040211

2012 Year End Summary

MERRICK FOUNDATION

Account Number 644-21849-14 635

Details of Long Term Gain (Loss) 2012 - continued

Reference number	Quantity	Security Description	Opening Trade Date	Closing Trade Date	Sale Proceeds	Cost	(Loss)	Gain
125000320	47	FOREST CITY ENTERPRISES INC	08/25/10	03/19/12	\$ 718.15	\$ 521.08		\$ 197.07
	229	CLASS A	10/26/10		3,499.05	3,370.97		128.08
	275		11/19/10		4,201.92	4,204.59	(2.67)	
125000330	25	FRANCO-NEVADA CORP	09/21/10	01/13/12	997.88	780.45		217.43
	50		10/15/10		1,995.75	1,672.85		322.90
125000340	51	FRANCO-NEVADA CORP	10/15/10	01/30/12	2,241.40	1,706.31		535.09
125000350	24	FRANCO-NEVADA CORP	10/15/10	02/09/12	1,043.81	802.97		240.84
	66		10/27/10		2,870.48	2,219.19		651.29
125000360	53	FRANCO-NEVADA CORP	10/27/10	03/09/12	2,308.09	1,782.07		526.02
	21		11/12/10		914.53	675.99		238.54
125000370	133	FRANCO-NEVADA CORP	11/12/10	03/19/12	5,579.86	4,281.27		1,298.59
	103		12/17/10		4,321.25	3,377.06		944.19
	119		02/07/11		4,992.51	3,539.06		1,453.45
	142		03/03/11		5,957.44	4,998.77		958.67
125000400	213	GRUPO TELEvisa SA DE CV SPON ADR	11/02/09	01/25/12	4,453.61	4,215.55		238.06
125000410	224	GRUPO TELEvisa SA DE CV SPON ADR	11/02/09	03/08/12	4,613.97	4,433.25		180.72
125000420	466	GRUPO TELEvisa SA DE CV SPON ADR	11/02/09	03/19/12	9,848.17	9,222.74		625.43
125000430	83	HOWARD HUGHES CORP	12/29/10	03/19/12	5,330.87	4,522.16		808.71
125000440	95	IMPERIAL OIL LTD NEW	03/26/09	02/29/12	4,541.39	3,518.01		1,023.38
125000450	229	IMPERIAL OIL LTD NEW	03/26/09	03/19/12	10,733.03	8,480.26		2,252.77
125000460	100	JARDEN CORP	06/28/10	01/30/12	3,405.93	2,839.09		566.84
125000470	23	JARDEN CORP	06/28/10	03/19/12	909.40	652.99		256.41
	68		07/13/10		2,688.67	1,967.55		721.12
	176		08/06/10		6,958.91	4,872.77		2,086.14
	106		09/01/10		4,191.16	2,937.63		1,253.53
	197		09/16/10		7,789.24	5,797.75		1,991.49
	72		09/23/10		2,846.83	2,148.09		698.74
	157		10/25/10		6,207.67	5,356.02		851.65
	185		11/08/10		7,314.77	6,017.85		1,296.92

2012 YEAR END SUMMARY



Ref: 00000316 00040212

2012 Year End Summary

MERRICK FOUNDATION

Account Number 644-21849-14 635

Details of Long Term Gain (Loss) 2012 - continued

Reference number	Quantity	Security Description	Opening Trade Date	Closing Trade Date	Sale Proceeds	Cost	(Loss)	Gain
	643		08/20/10		\$ 18,314.11	\$ 13,043.38		\$ 5,270.73
	103		10/13/10		2,933.67	2,598.14		335.53
125000520	33	LIBERTY MEDIA CORP LIBERTY CAP	06/09/10	01/20/12	2,761.38	1,307.63		1,453.75
	11	CL A	06/21/10		920.46	481.92		438.54
		CGMI AND/OR ITS AFFILIATES						
125000530	47	LIBERTY MEDIA CORP LIBERTY CAP	06/21/10	01/30/12	3,796.58	2,059.13		1,737.45
		CL A						
		CGMI AND/OR ITS AFFILIATES						
125000540	26	LIBERTY MEDIA CORP LIBERTY CAP	06/21/10	03/01/12	2,329.20	1,139.09		1,190.11
	43	CL A	07/13/10		3,852.14	1,941.10		1,911.04
		CGMI AND/OR ITS AFFILIATES						
125000550	30	LIBERTY MEDIA CORP LIBERTY CAP	07/13/10	03/19/12	2,652.48	1,354.26		1,298.22
	84	CL A	08/06/10		7,426.94	3,946.99		3,479.95
	93	CGMI AND/OR ITS AFFILIATES	08/11/10		8,222.68	4,294.24		3,928.44
	62		09/07/10		5,481.79	2,997.28		2,484.51
	83		12/15/10		7,338.52	5,120.14		2,218.38
125000580	52	MARKET VECTORS ETF TR	05/21/09	01/30/12	1,688.40	1,100.15 R		588.25
		GAMING ETF						
		PROSPECTUS ENCLOSED						
125000590	244	MARKET VECTORS ETF TR	05/21/09	02/22/12	8,278.84	5,162.26 R		3,116.58
		GAMING ETF						
		PROSPECTUS ENCLOSED						
125000600	554	MARKET VECTORS ETF TR	05/21/09	03/19/12	20,071.05	11,720.87 R		8,350.18
		GAMING ETF						
		PROSPECTUS ENCLOSED						
125000610	8	MASTERCARD INC	02/24/09	01/30/12	2,773.94	1,271.87		1,502.07
125000620	72	MASTERCARD INC	02/24/09	03/19/12	30,542.57	11,446.78		19,095.79
125000630	57	NYSE EURONEXT	09/30/05	01/30/12	1,534.98	2,240.74 R	(705.76)	
125000640	12	NYSE EURONEXT	09/30/05	03/19/12	359.15	468.42 R	(109.27)	
	440		08/15/07		13,168.96	34,949.61 R	(21,780.65)	
125000650	1.7075	ORCHARD SUPPLY HARDWARE CL A	05/27/10	03/19/12	37.15	120.54	(83.39)	
	2.4956		06/17/10		54.30	155.00	(100.70)	

2012 YEAR END SUMMARY

Ref: 00000316 00040213

2012 Year End Summary

MERRICK FOUNDATION

Account Number 644-21849-14 635

Details of Long Term Gain (Loss) 2012 - continued

Reference number	Quantity	Security Description	Opening Trade Date	Closing Trade Date	Sale Proceeds	Cost	(Loss)	Gain
	2.0578		08/06/10		\$ 44.78	\$ 118.13	(\$ 73.35)	
	3.0648		11/17/10		66.69	160.89	(94.20)	
125000660	1.7075	ORCHARD SUPPLY HARDWARE	05/27/10	03/19/12	3.55	3.67	(.12)	
	2.4956	PFD	06/17/10		5.19	4.72		.47
	2.1016	DUE 12/31/9999	06/23/10		4.37	3.79		.58
	3.021		07/01/10		6.28	4.82		1.46
	2.5832		07/08/10		5.37	3.92		1.45
	2.5832		07/19/10		5.37	3.91		1.46
	3.2399		07/20/10		6.74	4.92		1.82
	2.1454		07/28/10		4.46	3.64		.82
	2.0578		08/06/10		4.28	3.60		.68
	3.0648		11/17/10		6.38	4.91		1.47
125000670	39	SEARS HOLDINGS CORPORATION	05/27/10	01/20/12	1,914.08	3,316.25	(1,402.17)	
	26	CGMI AND/OR ITS AFFILIATES	06/17/10		1,276.05	1,945.17	(669.12)	
125000680	31	SEARS HOLDINGS CORPORATION	06/17/10	03/19/12	2,501.64	2,319.25		182.39
	48	CGMI AND/OR ITS AFFILIATES	06/23/10		3,873.51	3,421.44		452.07
	69		07/01/10		5,568.16	4,354.07		1,214.09
	59		07/08/10		4,761.18	3,537.58		1,223.60
	59		07/19/10		4,761.18	3,524.92		1,236.26
	74		07/20/10		5,971.66	4,449.09		1,522.57
	49		07/28/10		3,954.20	3,278.01		676.19
	47		08/06/10		3,792.81	3,250.06		542.75
	70		11/17/10		5,648.87	4,426.18		1,222.69
125000760	22	VORNADO REALTY TR SBI	03/25/09	01/30/12	1,763.04	778.81 ^R		984.23
125000770	127	VORNADO REALTY TR SBI	03/25/09	03/19/12	10,761.69	4,495.83 ^R		6,265.86
	4		05/11/09		338.95	192.27 ^R		146.68
	1		08/11/09		84.74	54.23 ^R		30.51
	1		11/10/09		84.74	68.73 ^R		16.01
Total					\$ 581,072.72	\$ 478,051.83	(\$ 42,272.35)	\$ 145,293.24

^R The basis for this tax lot has been adjusted due to a reclassification of income

2012 YEAR-END SUMMARY



Morgan Stanley

Page 11 of 23

Ref: 00000316 00040225

2012 Year End Summary

THE MERRICK FOUNDATION

Account Number 644-24803-12 635

Details of Short Term Gain (Loss) 2012

This section shows your sales of securities during the year. The "Sale Proceeds" column excludes any accrued income you may have received. In addition, although cash in lieu less than \$20 is not included on Form 1099-B (if applicable), it is included in this section. Please note, this material is being prepared for informational purposes only and should not be used for tax preparation without the assistance of your tax advisor.

Reference number	Quantity	Security Description	Opening Trade Date	Closing Trade Date	Sale Proceeds	Cost	(Loss)	Gain
125000020	86 96	TRANSOCEAN LTD SWITZERLAND NEW MorganStanley SmithBarney LLC acted as your agent	12/07/11 12/08/11	03/16/12	\$ 5,048.62 5,635.67	\$ 3,904.62 4,208.31		\$ 1,144.00 1,427.36
125000030	106 288	UBS AG (NEW) MorganStanley SmithBarney LLC acted as your agent in this transaction.	08/03/11 02/08/12	03/16/12	1,535.00 4,170.56	1,667.37 4,155.06	(132.37)	15.50
125000040	349	ALLIANZ SE ADR MorganStanley SmithBarney LLC acted as your agent in this transaction.	08/09/11	03/16/12	4,302.53	3,857.08		445.45
125000050	1,890 565	ALSTOM-EUR MorganStanley SmithBarney LLC acted as your agent in this transaction.	08/18/11 10/03/11	03/16/12	7,595.21 2,270.52	8,313.73 1,797.89	(718.52)	472.63
125000060	404	ALUMINA LTD SPONSORED ADR MorganStanley SmithBarney LLC acted as your agent in this transaction.	09/28/11	03/16/12	2,078.43	2,266.48	(188.05)	
125000090	16	BARRICK GOLD CORP CAD MorganStanley SmithBarney LLC acted as your agent in this transaction.	09/27/11	03/16/12	702.82	776.47	(73.65)	
125000100	25 76 186 71 108	CAMECO CORP MorganStanley SmithBarney LLC acted as your agent in this transaction.	06/03/11 08/04/11 08/08/11 08/26/11 12/20/11	03/16/12	580.57 1,764.95 4,319.47 1,648.83 2,508.08	707.02 1,871.36 4,203.95 1,571.81 1,918.61	(126.45) (106.41)	115.52 77.02 591.47

Ref: 00000316 00040226

2012 Year End Summary

THE MERRICK FOUNDATION

Account Number 644-24803-12 635

Details of Short Term Gain (Loss) 2012 - continued

Reference number	Quantity	Security Description	Opening Trade Date	Closing Trade Date	Sale Proceeds	Cost	(Loss)	Gain
125000150	246	DAIICHI SANKYO CO	04/12/11	03/16/12	\$ 4,546.64	\$ 4,565.86	(\$ 19.22)	
	173	SPONSORED ADR	04/21/11		3,197.43	3,372.55	(175.12)	
	68	MorganStanley SmithBarney LLC acted as your agent	04/25/11		1,256.79	1,296.23	(39.44)	
125000170	643	ELECTRICITE DE FRANCE-EUR	12/16/11	03/16/12	3,085.51	2,995.42		90.09
	110	MorganStanley SmithBarney LLC acted as your agent in this transaction.	12/19/11		527.85	513.30		14.55
125000180	265	ERICSSON AMER DEP SHS	02/07/12	03/16/12	2,657.11	2,543.18		113.93
	161	ADR	02/08/12		1,614.32	1,548.63		65.69
	442	MorganStanley SmithBarney LLC acted as your agent	02/10/12		4,431.85	4,197.81		234.04
125000190	2,045	FINMECCANICA SPA-EUR MorganStanley SmithBarney LLC acted as your agent in this transaction.	08/05/11	03/16/12	4,938.18	7,081.02	(2,142.84)	
125000220	525	GAZPROM OAO SPONS ADR	08/11/11	03/16/12	7,031.67	5,651.84		1,379.83
	438	MorganStanley SmithBarney LLC acted as your agent in this transaction.	09/29/11		5,866.42	4,255.17		1,611.25
125000260	81	HOME RETAIL GROUP	03/10/11	01/27/12	514.34	1,031.67	(517.33)	
	106	MorganStanley SmithBarney LLC acted as your agent in this transaction.	03/10/11		673.10	1,350.11	(677.01)	
125000270	378	HOME RETAIL GROUP	06/09/11	03/16/12	2,762.67	4,480.96	(1,718.29)	
	277	MorganStanley SmithBarney LLC acted as your agent	09/06/11		2,024.50	2,096.81	(72.31)	
	81	in this transaction.	12/29/11		592.00	947.12	(355.12)	
	106		12/30/11		774.72	1,239.72	(465.00)	
	23		12/30/11		168.10	122.10		46.00
	202		01/12/12		1,476.35	1,042.26		434.09
125000280	194	IMPALA PLATINUM HOLDINGS LTD SPONSORED ADR MorganStanley SmithBarney LLC	03/12/12	03/16/12	4,064.67	4,035.01		29.66



Ref: 00000316 00040227

2012 Year End Summary

THE MERRICK FOUNDATION

Account Number 644-24803-12 635

Details of Short Term Gain (Loss) 2012 - continued

Reference number	Quantity	Security Description	Opening Trade Date	Closing Trade Date	Sale Proceeds	Cost	(Loss)	Gain
125000320	162	MS&AD INSURANCE UNSPON ADR	04/18/11	03/16/12	\$ 1,715.47	\$ 1,811.82	(\$ 96.35)	
	348	MorganStanley SmithBarney LLC acted as your agent in this transaction.	04/19/11		3,685.07	3,874.21	(189.14)	
125000330	308	MARINE HARVEST UNSPON ADR	09/02/11	03/16/12	3,519.48	3,463.21		56.27
	59	MorganStanley SmithBarney LLC	09/06/11		674.19	631.99		42.20
	80	acted as your agent	09/09/11		914.15	872.11		42.04
	298	in this transaction.	09/12/11		3,405.21	3,134.30		270.91
125000340	129	NEWCREST MINING LTD SPON ADR	12/19/11	03/16/12	4,114.51	4,003.40		111.11
		MorganStanley SmithBarney LLC acted as your agent						
125000350	118	NEXEN INC	09/06/11	03/16/12	2,306.13	2,298.57		7.56
	171	MorganStanley SmithBarney LLC	09/27/11		3,341.93	2,962.44		379.49
	133	acted as your agent in this transaction.	12/13/11		2,599.28	1,980.76		618.52
125000360	235	NINTENDO CO LTD ADR NEW	08/01/11	03/16/12	4,424.90	4,655.68	(230.78)	
		MorganStanley SmithBarney LLC acted as your agent in this transaction.						
125000380	220	NOKIA CORP SPONSORED ADR	03/16/11	03/16/12	1,177.24	1,774.23	(596.99)	
	465	MorganStanley SmithBarney LLC acted as your agent in this transaction.	05/31/11		2,488.25	3,269.83	(781.58)	
125000390	162	PANASONIC CORP ADR	03/17/11	03/16/12	1,486.31	1,918.42	(432.11)	
		MorganStanley SmithBarney LLC acted as your agent in this transaction.						
125000410	779,7886	POLYUS GOLD INTERNATIONAL	06/16/11	03/16/12	2,361.47	3,162.94	(801.47)	
	274,2114	LTD GDR	06/17/11		830.41	1,112.56	(282.15)	
	481	MorganStanley SmithBarney LLC	08/03/11		1,456.63	1,730.59	(273.96)	
	830	acted as your agent	08/12/11		2,513.53	2,786.14	(272.61)	
125000420	54	ROHM CO LTD-JPY	12/19/11	03/16/12	1,358.36	1,187.13		171.23

2012 YEAR END SUMMARY

Ref. 00000316 00040228

2012 Year End Summary

THE MERRICK FOUNDATION

Account Number 644-24803-12 635

Details of Short Term Gain (Loss) 2012 - continued

Reference number	Quantity	Security Description	Opening Trade Date	Closing Trade Date	Sale Proceeds	Cost	(Loss)	Gain
125000460	269	SEKISUI HOUSE UNSPONS ADR MorganStanley SmithBarney LLC acted as your agent in this transaction.	08/03/11	03/16/12	\$ 2,588.70	\$ 2,493.39		\$ 95.31
125000480	345	SHISEIDO LTD SPONSORED ADR MorganStanley SmithBarney LLC acted as your agent in this transaction.	05/24/11	03/16/12	6,016.51	5,704.16		312.35
125000490	25	SIEMENS A G SPONS ADR MorganStanley SmithBarney LLC acted as your agent in this transaction.	09/27/11	03/16/12	2,620.90	2,367.83		253.07
125000510	3,207	SUMITOMO MITSU TR SPON ADR MorganStanley SmithBarney LLC acted as your agent	04/01/11	03/16/12	10,953.95	11,221.11	(267.16)	
125000530	117	TNT EXPRESS NV ADR MorganStanley SmithBarney LLC acted as your agent	07/06/11	01/19/12	931.72	1,193.22	(261.50)	
125000540	161 152 373 91	TNT EXPRESS NV ADR MorganStanley SmithBarney LLC acted as your agent	07/06/11 07/07/11 07/08/11 07/11/11	02/17/12	2,023.77 1,910.64 4,688.60 1,143.86	1,641.96 1,558.61 3,794.86 908.03		381.81 352.03 893.74 235.83
125000550	9 5 131 194 27	TNT EXPRESS NV ADR MorganStanley SmithBarney LLC acted as your agent	07/11/11 08/11/11 09/07/11 09/08/11 09/09/11	02/23/12	114.78 63.77 1,670.74 2,474.23 344.35	89.81 45.43 1,141.01 1,695.89 228.25		24.97 18.34 529.73 778.34 116.10
125000560	174 142	TNT EXPRESS NV ADR MorganStanley SmithBarney LLC acted as your agent	09/09/11 09/30/11	02/27/12	2,156.32 1,759.76	1,470.94 1,021.18		685.38 738.58
125000570	585	TAIPEI POWER ELECTRIC CORP ADR MorganStanley SmithBarney LLC acted as your agent	09/09/11	02/27/12	7,888.33	7,888.33		



Morgan Stanley

Page 15 of 23

Ref. 00000316 00040229

2012 Year End Summary

THE MERRICK FOUNDATION

Account Number 644-24803-12 635

Details of Short Term Gain (Loss) 2012 - continued

Reference number	Quantity	Security Description	Opening Trade Date	Closing Trade Date	Sale Proceeds	Cost	(Loss)	Gain
125000610	221	VIVENDI S.A. MorganStanley SmithBarney LLC acted as your agent in this transaction.	03/08/12	03/16/12	\$ 4,044.15	\$ 4,096.30	(\$ 52.15)	
					¥	¥		
Total					\$ 214,674.83	\$ 210,599.81	(\$ 13,219.24)	\$ 17,294.26

Details of Long Term Gain (Loss) 2012

This section shows your sales of securities during the year. The "Sale Proceeds" column excludes any accrued income you may have received. In addition, although cash in lieu less than \$20 is not included on Form 1099-B (if applicable), it is included in this section. Please note, this material is being prepared for informational purposes only and should not be used for tax preparation without the assistance of your tax advisor.

Reference number	Quantity	Security Description	Opening Trade Date	Closing Trade Date	Sale Proceeds	Cost	(Loss)	Gain
125000010	252	AXIS CAPITAL HOLDINGS	10/16/09	03/16/12	\$ 8,249.77	\$ 7,612.67		\$ 637.10
	133	LTD-USD MorganStanley SmithBarney LLC acted as your agent	02/04/10		4,354.05	3,789.73		564.32
125000030	147	UBS AG (NEW)	01/18/08	03/16/12	2,128.73	5,718.68	(3,589.95)	
	158	MorganStanley SmithBarney LLC	01/18/08		2,288.02	5,986.24	(3,698.22)	
	149	acted as your agent	02/29/08		2,157.69	4,642.59	(2,484.90)	
	154	in this transaction.	06/18/08		2,230.10	3,127.05	(896.95)	
	123		01/22/10		1,781.18	1,757.53		23.65
125000040	393	ALLIANZ SE ADR	05/21/10	03/16/12	4,844.97	3,992.25		852.72
	374	MorganStanley SmithBarney LLC acted as your agent in this transaction.	05/24/10		4,610.74	3,745.12		865.62
125000060	311	ALUMINA LTD SPONSORED ADR	03/31/06	03/16/12	1,599.97	6,592.49	(4,992.52)	
	135	MorganStanley SmithBarney LLC	12/06/06		694.52	2,753.82	(2,059.30)	
	79	acted as your agent	11/20/07		406.42	1,862.07	(1,455.65)	
	142	in this transaction.	11/21/07		730.53	3,341.54	(2,611.01)	
	221		05/10/10		4,654.18	4,778.18	(124.00)	

Ref: 00000316 00040230

2012 Year End Summary

THE MERRICK FOUNDATION

Account Number 644-24803-12 635

Details of Long Term Gain (Loss) 2012 - continued

Reference number	Quantity	Security Description	Opening Trade Date	Closing Trade Date	Sale Proceeds	Cost	(Loss)	Gain
125000080	75	ASTRAZENECA PLC SPON ADR	01/12/10	03/16/12	\$ 3,377.63	\$ 3,565.24	(\$ 187.61)	
	90	MorganStanley SmithBarney LLC	01/14/10		4,053.16	4,429.58	(376.42)	
	118	acted as your agent	04/22/10		5,314.14	5,324.25	(10.11)	
	84	in this transaction.	02/07/11		3,782.95	4,026.40	(243.45)	
	68		02/08/11		3,062.38	3,291.10	(228.72)	
125000090	80	BARRICK GOLD CORP CAD	09/16/08	03/16/12	3,514.10	2,214.49		1,299.61
	74	MorganStanley SmithBarney LLC	04/09/09		3,250.54	2,136.65		1,113.89
	186	acted as your agent	08/18/09		8,170.29	6,226.02		1,944.27
	106	in this transaction.	12/17/09		4,656.19	4,079.09		577.10
	95		01/21/11		4,173.00	4,490.64	(317.64)	
125000100	128	CAMECO CORP	09/10/08	03/16/12	2,972.54	3,103.99	(131.45)	
	126	MorganStanley SmithBarney LLC	03/03/10		2,926.10	3,404.31	(478.21)	
	207	acted as your agent	04/07/10		4,807.16	5,571.90	(764.74)	
	161	in this transaction.	05/25/10		3,738.90	3,789.44	(50.54)	
	144		03/15/11		3,344.11	4,586.75	(1,242.64)	
125000110	461	CARREFOUR SA-SP	09/25/09	03/16/12	2,326.30	4,176.20	(1,849.90)	
	447	ADR	10/06/09		2,255.66	4,005.12	(1,749.46)	
	480	MorganStanley SmithBarney LLC	10/22/09		2,422.18	4,396.18	(1,974.00)	
	487	acted as your agent	10/28/09		2,457.50	4,285.99	(1,828.49)	
	417		12/02/10		2,104.27	3,612.72	(1,508.45)	
	96		12/03/10		484.44	851.16	(366.72)	
125000120	94	CENTRAIS ELETRICAS	01/26/07	03/16/12	1,258.71	1,042.38		216.33
	71	BRASILEIRAS SP ADR SA REP PFD	01/29/07		950.73	781.84		168.89
	36	MorganStanley SmithBarney LLC	01/30/07		482.06	397.80		84.26
	13	acted as your agent	01/31/07		174.08	144.32		29.76
	40		06/07/07		535.62	503.02		32.60
	83		06/08/07		1,111.42	1,025.61		85.81
	96		06/12/07		1,285.49	1,230.50		54.99
	67		01/03/08		897.17	880.61		16.56
	195		01/04/08		2,611.16	2,482.35		128.81
125000130	45	CENTRAIS ELETRICAS	06/12/07	03/16/12	439.63	592.78	(153.15)	
	43	BRASILEIRAS SPON ADR	08/07/07		420.09	565.45	(145.36)	
	169	MorganStanley SmithBarney LLC	08/10/07		1,651.07	2,153.43	(502.36)	
		acted as your agent						



Ref: 00000316 00040231

2012 Year End Summary

THE MERRICK FOUNDATION

Account Number 644-24803-12 635

Details of Long Term Gain (Loss) 2012 - continued

Reference number	Quantity	Security Description	Opening Trade Date	Closing Trade Date	Sale Proceeds	Cost	(Loss)	Gain
125000160	417	EAST JAPAN RY CO-JPY	02/24/11	03/16/12	\$ 4,417.99	\$ 4,824.23	(\$ 406.24)	
	399	MorganStanley SmithBarney LLC acted as your agent in this transaction.	03/02/11		4,227.29	4,652.30	(425.01)	
125000170	835	ELECTRICITE DE FRANCE-EUR	03/23/10	03/16/12	4,006.84	8,641.50	(4,634.66)	
	554	MorganStanley SmlthBarney LLC acted as your agent	11/10/10		2,658.43	4,901.85	(2,243.42)	
	214	acted as your agent in this transaction.	11/11/10		1,026.90	1,895.91	(869.01)	
125000190	585	FINMECCANICA SPA-EUR	05/19/10	03/16/12	1,412.63	3,290.39	(1,877.76)	
	1,705	MorganStanley SmithBarney LLC acted as your agent in this transaction.	11/26/10		4,117.16	9,988.06	(5,870.90)	
125000200	319	FUJIFILM HLDGS CORP-JPY	03/31/06	03/16/12	7,851.40	10,662.39	(2,810.99)	
	205	MorganStanley SmithBarney LLC acted as your agent in this transaction	03/05/08		5,045.57	7,526.86	(2,481.29)	
125000210	287	GAZPROM OAO SPONS ADR MorganStanley SmithBarney LLC acted as your agent in this transaction.	10/15/10	01/20/12	3,371.86	3,077.08		294.78
125000220	341	GAZPROM OAO SPONS ADR MorganStanley SmithBarney LLC acted as your agent in this transaction.	10/15/10	03/16/12	4,567.24	3,656.05		911.19
125000230	63	GLAXOSMITHKLINE PLC SP ADR	01/08/10	03/16/12	2,841.98	2,606.19		235.79
	108	MorganStanley SmlthBarney LLC acted as your agent	01/14/10		4,871.96	4,530.92		341.04
	138	acted as your agent	04/22/10		6,225.29	5,386.10		839.19
	144	in this transaction.	02/07/11		6,495.95	5,605.93		890.02
125000240	474	GOLD FIELDS LTD SPONS ADR	02/06/08	03/16/12	6,673.13	6,583.58		89.55
	207	MorganStanley SmlthBarney LLC acted as your agent	05/22/08		2,914.22	2,937.97	(23.75)	
	333	acted as your agent in this transaction.	02/05/10		4,688.09	3,742.49		945.60
125000250	34	HACHIJUNI BANK LTD-JPY	06/20/08	03/16/12	1,987.48	2,203.66	(216.18)	

2012 YEAR END SUMMARY

Ref: 00000316 00040232

2012 Year End Summary

THE MERRICK FOUNDATION

Account Number 644-24803-12 635

Details of Long Term Gain (Loss) 2012 - continued

Reference number	Quantity	Security Description	Opening Trade Date	Closing Trade Date	Sale Proceeds	Cost	(Loss)	Gain
125000270	179	HOME RETAIL GROUP MorganStanley SmithBarney LLC acted as your agent in this transaction.	03/10/11	03/16/12	\$ 1,308.25	\$ 2,279.89	(\$ 971.64)	
125000290	277	KINROSS GOLD CORP-CAD	07/13/09	03/16/12	2,781.31	4,863.26	(2,081.95)	
	323	(NEW)	10/30/09		3,243.18	5,899.21	(2,656.03)	
	73	MorganStanley SmithBarney LLC	02/03/10		732.98	1,268.90	(535.92)	
	178	acted as your agent	08/18/10		1,787.27	2,751.81	(964.54)	
	191		01/21/11		1,917.80	3,278.59	(1,360.79)	
	139		02/25/11		1,395.67	2,216.47	(820.80)	
125000300	377	KOREA ELEC PWR CORP SP ADR	03/30/06	03/16/12	3,895.58	8,084.99	(4,189.41)	
	33	MorganStanley SmithBarney LLC	10/09/06		340.99	635.18	(294.19)	
	81	acted as your agent	10/12/06		836.98	1,591.02	(754.04)	
	21	in this transaction.	10/13/06		217.00	416.66	(199.66)	
	42		10/16/06		433.99	829.66	(395.67)	
	93		10/17/06		960.98	1,828.09	(867.11)	
	345		03/17/08		3,564.92	4,830.41	(1,265.49)	
125000310	31	MS&AD INSURANCE UNSPON ADR	10/25/07	02/27/12	325.98	571.44	(245.46)	
	32	MorganStanley SmithBarney LLC	11/21/07		336.49	589.81	(253.32)	
		acted as your agent in this transaction.						
125000320	292	MS&AD INSURANCE UNSPON ADR	11/21/07	03/16/12	3,092.08	5,382.00	(2,289.92)	
	360	MorganStanley SmithBarney LLC	12/05/07		3,812.15	6,506.53	(2,694.38)	
	191	acted as your agent	08/27/09		2,022.56	2,632.09	(609.53)	
	252	in this transaction.	08/04/10		2,668.51	2,866.40	(197.89)	
	354		08/12/10		3,748.61	3,916.55	(167.94)	
125000340	88	NEWCREST MINING LTD SPON	09/13/06	03/16/12	2,806.80	1,366.57		1,440.23
	110	ADR	08/13/08		3,508.50	2,324.45		1,184.05
	163	MorganStanley SmithBarney LLC	08/11/09		5,198.95	4,045.74		1,153.21
	106	acted as your agent	05/28/10		3,380.91	2,900.99		479.92
125000350	177	NEXEN INC	01/30/09	03/16/12	3,459.19	2,567.01		892.18
	216	MorganStanley SmithBarney LLC	10/28/09		4,221.38	4,742.37	(520.99)	
	222	acted as your agent	05/19/10		4,338.64	4,874.41	(335.77)	
	111	in this transaction.	10/20/10		2,169.32	2,402.44	(233.12)	



Ref: 00000316 00040233

2012 Year End Summary

THE MERRICK FOUNDATION

Account Number 644-24803-12 635

Details of Long Term Gain (Loss) 2012 - continued

Reference number	Quantity	Security Description	Opening Trade Date	Closing Trade Date	Sale Proceeds	Cost	(Loss)	Gain
125000370	10	NIPPON TEL & TEL SPON ADR	05/31/07	03/16/12	\$ 230.98	\$ 232.57	(\$ 1.59)	
	336	MorganStanley SmithBarney LLC	06/18/07		7,760.82	7,635.23		125.59
	317	acted as your agent	10/18/07		7,321.97	7,229.31		92.66
	199	in this transaction.	04/14/09		4,596.44	3,849.00		747.44
	240		12/15/10		5,543.44	5,458.68		84.76
125000380	204	NOKIA CORP SPONSORED ADR	02/02/09	03/16/12	1,091.63	2,465.22	(1,373.59)	
	253	MorganStanley SmithBarney LLC	02/03/09		1,353.83	3,060.09	(1,706.26)	
	199	acted as your agent	02/20/09		1,064.87	2,090.87	(1,026.00)	
	206	in this transaction.	07/20/09		1,102.33	2,702.21	(1,599.88)	
	397		11/18/09		2,124.39	5,538.35	(3,413.96)	
	180		04/30/10		963.20	2,194.22	(1,231.02)	
	134		05/24/10		717.05	1,350.06	(633.01)	
	406		02/11/11		2,172.55	3,824.72	(1,652.17)	
125000390	244	PANASONIC CORP ADR	08/17/07	03/16/12	2,238.63	4,317.09	(2,078.46)	
	386	MorganStanley SmithBarney LLC	09/12/07		3,541.44	6,754.92	(3,213.48)	
	365	acted as your agent in this transaction.	09/27/10		3,348.78	5,025.94	(1,677.16)	
125000400	141	PT TELEKOMUNAKASI	02/17/11	03/16/12	4,159.18	4,714.28	(555.10)	
	141	INDONESIA SPONS ADR MorganStanley SmithBarney LLC acted as your agent	02/25/11		4,159.19	4,796.69	(637.50)	
125000420	88	ROHM CO LTD-JPY	01/16/09	03/16/12	2,213.62	2,187.28		26.34
	120	MorganStanley SmithBarney LLC	02/05/09		3,018.57	3,019.39	(82)	
	243	acted as your agent in this transaction.	10/29/10		6,112.80	7,565.42	(1,452.82)	
125000430	46	SK TELECOM LTD SPON ADR	02/19/08	03/16/12	620.17	1,041.39	(421.22)	
	85	MorganStanley SmithBarney LLC	04/23/08		1,145.96	1,866.60	(720.64)	
	100	acted as your agent	04/29/08		1,348.19	2,222.21	(874.02)	
	369	in this transaction.	04/14/09		4,974.80	6,004.88	(1,030.08)	
	550		05/21/09		7,415.02	8,731.47	(1,316.45)	
	128		08/20/09		1,725.68	2,021.67	(295.99)	
	142		03/01/11		1,914.41	2,499.20	(584.79)	
125000440	105	SANOFI SPONS ADR MorganStanley SmithBarney LLC	10/03/07	03/08/12	3,961.50	4,462.58	(501.08)	

2
C
1
2
Y
E
/
F
E
N
C
S
L
M
N
/
F

Ref: 00000316 00040234

2012 Year End Summary

THE MERRICK FOUNDATION

Account Number 644-24803-12 635

Details of Long Term Gain (Loss) 2012 - continued

Reference number	Quantity	Security Description	Opening Trade Date	Closing Trade Date	Sale Proceeds	Cost	(Loss)	Gain
125000450	59	SANOFI SPONS ADR	10/03/07	03/16/12	\$ 2,292.97	\$ 2,507.55	(\$ 214.58)	
	77	MorganStanley SmithBarney LLC	04/14/08		2,992.52	2,935.86		56.66
	179	acted as your agent	05/21/08		6,956.64	6,683.68		272.96
	87	in this transaction.	08/01/08		3,381.16	3,075.32		305.84
	131		07/01/09		5,091.16	3,955.70		1,135.46
125000460	476	SEKISUI HOUSE UNSPONS ADR	10/09/07	03/16/12	4,580.75	5,761.79	(1,181.04)	
	690	MorganStanley SmithBarney LLC acted as your agent in this transaction.	03/10/08		6,640.17	6,161.77		478.40
125000470	16	SEVEN & I HLDGS CO LTD-JPY	02/19/09	03/16/12	900.64	780.03		120.61
	32	MorganStanley SmithBarney LLC	03/31/09		1,801.28	1,403.44		397.84
	114	acted as your agent	06/05/09		6,417.04	5,392.86		1,024.18
	109	in this transaction.	08/19/09		6,135.59	5,156.21		979.38
125000480	231	SHISEIDO LTD SPONSORED ADR	12/18/08	03/16/12	4,028.45	4,875.65	(847.20)	
	236	MorganStanley SmithBarney LLC acted as your agent in this transaction.	04/01/09		4,115.65	3,440.64		675.01
125000490	16	SIEMENS A G SPONS ADR	09/29/08	03/16/12	1,677.37	1,492.65		184.72
	81	MorganStanley SmithBarney LLC acted as your agent in this transaction.	10/24/08		8,491.70	4,080.08		4,411.62
125000500	323	SOCIETE GENERALE SPON ADR	01/16/09	02/08/12	2,063.19	2,732.71	(669.52)	
	418	MorganStanley SmithBarney LLC acted as your agent in this transaction.	05/17/10		2,670.00	3,894.37	(1,024.37)	
125000520	331	SWISSCOM AG SPONS ADR	03/31/06	03/16/12	13,010.08	10,818.07		2,192.01
	55	MorganStanley SmithBarney LLC acted as your agent in this transaction.	07/27/07		2,161.79	1,893.16		268.63
125000580	995	TELECOM ITALIA S.P.A	03/31/06	03/16/12	9,383.57	26,731.67	(17,348.10)	
	140	ADR (NEW) REPSTG SVG SHS	05/11/06		1,320.30	3,752.66	(2,432.36)	
	128	MorganStanley SmithBarney LLC	05/05/08		1,207.13	2,126.86	(919.73)	
	425	acted as your agent	12/14/10		4,008.07	4,673.64	(665.57)	



Morgan Stanley

Page 21 of 23

Ref: 00000316 00040235

2012 Year End Summary

THE MERRICK FOUNDATION

Account Number 644-24803-12 635

Details of Long Term Gain (Loss) 2012 - continued

Reference number	Quantity	Security Description	Opening Trade Date	Closing Trade Date	Sale Proceeds	Cost	(Loss)	Gain
125000600	45	TOYOTA MOTOR CORP ADR NEW	09/09/10	03/16/12	\$ 3,849.79	\$ 3,146.23		\$ 703.56
	28	MorganStanley SmithBarney LLC	09/10/10		2,395.43	1,977.00		418.43
	26	acted as your agent	10/20/10		2,224.33	1,862.80		361.53
	45	In this transaction.	10/21/10		3,849.79	3,221.10		628.69
125000620	58	VODAFONE GROUP PLC SPONS	08/03/06	01/05/12	1,593.65	1,261.65		332.00
	85	ADR NEW	07/22/08		2,335.52	2,199.78		135.74
		MorganStanley SmithBarney LLC acted as your agent						
125000630	140	VODAFONE GROUP PLC SPONS	07/22/08	03/16/12	3,700.04	3,623.18		76.86
	162	ADR NEW	09/25/08		4,281.47	3,653.12		628.35
	387	MorganStanley SmithBarney LLC acted as your agent	11/10/08		10,227.95	6,472.27		3,755.68
125000640	42	WACOAL CORP ADR	04/05/06	03/16/12	2,491.23	2,882.66	(391.43)	
	38	MorganStanley SmithBarney LLC	05/14/07		2,253.97	2,425.76	(171.79)	
	5	acted as your agent	07/19/07		296.58	308.17	(11.59)	
	7	In this transaction.	07/20/07		415.21	430.37	(15.16)	
	13		07/23/07		771.10	802.65	(31.55)	
	6		07/24/07		355.89	373.63	(17.74)	
	19		07/25/07		1,126.99	1,185.20	(58.21)	
	4		07/26/07		237.26	245.43	(8.17)	
	13		11/15/07		771.10	765.77		5.33
	11		11/16/07		652.47	666.00	(13.53)	
	11		11/19/07		652.47	662.99	(10.52)	
	8		11/20/07		474.49	485.84	(11.35)	
125000650	123	WOLTERS KLUWER N V SP ADR	02/24/09	03/16/12	2,345.91	2,003.15		342.76
	53	MorganStanley SmithBarney LLC	02/25/09		1,010.84	842.68		168.16
	224	acted as your agent	04/29/09		4,272.23	3,721.80		550.43
	183	In this transaction.	06/04/09		3,490.26	3,552.60	(62.34)	
	271		06/15/09		5,168.63	4,590.25		578.38
Total					¥ \$ 570,185.66	¥ \$ 673,250.51	(\$ 147,940.21)	\$ 44,885.36

2012 YEAR END SUMMARY

Ref: 00000316 00040245

2012 Year End Summary

THE MERRICK FOUNDATION

Account Number 644-25879-18 635

Details of Short Term Gain (Loss) 2012

This section shows your sales of securities during the year. The "Sale Proceeds" column excludes any accrued income you may have received. In addition, although cash in lieu less than \$20 is not included on Form 1099-B (if applicable), it is included in this section. Please note, this material is being prepared for informational purposes only and should not be used for tax preparation without the assistance of your tax advisor.

Reference number	Quantity	Security Description	Opening Trade Date	Closing Trade Date	Sale Proceeds	Cost	(Loss)	Gain
125000010	93	AIRCASTLE LTD	02/02/12	03/19/12	\$ 1,187.59	\$ 1,332.69	(\$ 145.10)	
	106	MorganStanley SmithBarney LLC acted as your agent in this transaction.	02/23/12		1,353.59	1,475.44	(121.85)	
125000070	58	RIT CAP PARTNERS PLC -GBP	10/20/11	03/20/12	1,136.78	1,212.75	(75.97)	
	55	MorganStanley SmithBarney LLC	10/26/11		1,077.98	1,144.00	(66.02)	
	61	acted as your agent	11/10/11		1,195.58	1,285.90	(90.32)	
	55	in this transaction	11/28/11		1,077.98	1,126.05	(48.07)	
	87		02/16/12		1,705.19	1,703.32		1.87
125000100	74	REINET INVESTMENTS SCA, LUXEMB-EUR MorganStanley SmithBarney LLC acted as your agent	10/19/11	03/20/12	1,322.15	1,183.16		138.99
125000130	2,000	GLOBAL LOGISTIC PROPERTIES	03/28/11	03/20/12	3,427.94	2,888.60		539.34
	4,000	L ORD	03/31/11		6,855.88	6,100.80		755.08
	700	SGD 0.00	05/05/11		1,199.78	1,120.49		79.29
	1,200	MorganStanley SmithBarney LLC	05/19/11		2,056.76	1,946.28		110.48



Ref: 00000316 00040246

2012 Year End Summary

THE MERRICK FOUNDATION
Account Number 644-25879-18 635

Details of Short Term Gain (Loss) 2012 - continued

Reference number	Quantity	Security Description	Opening Trade Date	Closing Trade Date	Sale Proceeds	Cost	(Loss)	Gain	2012 YEAR AF END SUMMARY
125000190	174	BROOKFIELD RESIDENTIAL	09/15/11	03/19/12	\$ 1,978.34	\$ 1,208.67		\$ 769.67	
	160	PROPE MorganStanley SmithBarney LLC acted as your agent	10/07/11		1,819.17	1,059.52		759.65	
125000200	45	CBOE HOLDINGS INC MorganStanley SmithBarney LLC acted as principal in this transaction.	09/22/11	03/19/12	1,260.42	1,205.40		55.02	
125000220	22	CONTINENTAL RESOURCES INC	09/28/11	03/19/12	1,963.46	1,144.92		818.54	
	25	MorganStanley SmithBarney LLC	10/03/11		2,231.21	1,173.75		1,057.46	
	20	acted as your agent	10/11/11		1,784.97	1,039.20		745.77	
	20	in this transaction.	10/25/11		1,784.97	1,210.48		574.49	
125000230	175	CRESUD S A CIFY-A SPONS ADR MorganStanley SmithBarney LLC acted as principal	06/23/11	03/19/12	2,252.20	2,799.91	(547.71)		
125000240	54	DUNDEE CORP INC CL A	12/20/11	03/19/12	1,313.26	1,205.28		107.98	
	50	SUB VTG	12/30/11		1,215.98	1,157.50		58.48	
	53	MorganStanley SmithBarney LLC	01/06/12		1,288.94	1,251.86		37.08	
	52	acted as principal	01/25/12		1,264.62	1,234.48		30.14	
	48		02/03/12		1,167.34	1,170.24	(2.90)		
	48		03/01/12		1,167.32	1,187.04	(19.72)		
125000280	72	FOREST CITY ENTERPRISES INC CLASS A MorganStanley SmithBarney LLC acted as your agent	08/09/11	03/19/12	1,100.14	1,002.77		97.37	2012 YEAR AF END SUMMARY
125000290	54	GENIE ENERGY LTD MorganStanley SmithBarney LLC acted as your agent in this transaction.	06/21/11	03/19/12	534.05	584.51	(50.46)		
125000300	22	HOWARD HUGHES CORP	04/12/11	03/19/12	1,413.00	1,347.50		65.50	
	24	MorganStanley SmithBarney LLC	04/29/11		1,541.46	1,550.59	(9.13)		
	19	acted as your agent	05/10/11		1,220.32	1,281.26	(60.94)		

Ref: 00000316 00040247

2012 Year End Summary

THE MERRICK FOUNDATION

Account Number 644-25879-18 635

Details of Short Term Gain (Loss) 2012 - continued

Reference number	Quantity	Security Description	Opening Trade Date	Closing Trade Date	Sale Proceeds	Cost	(Loss)	Gain
125000310	54	IDT CORP NEW CL B MorganStanley SmithBarney LLC acted as your agent in this transaction.	06/21/11	03/19/12	\$ 555.64	\$ 796.12 R	(\$ 240.48)	
125000320	35.3381 17.1647 63	ICAHN ENTERPRISES LP DEP UNIT MorganStanley SmithBarney LLC acted as principal in this transaction.	04/08/11 04/26/11 01/30/12	03/19/12	1,520.71 738.65 2,711.08	1,408.20 685.68 2,317.81		112.51 52.97 393.27
125000330	.0025 .0012 .0046	ICAHN ENTERPRISES LP DEP UNIT CASH IN LIEU OF .03419 RECORD 03/15/12 PAY 03/30/12	04/08/11 04/26/11 01/30/12	03/30/12	.10 .05 .18	.10 .05 .17		.01
125000340	31	JARDINE STRATEGIC HLDGS LTD B-USD MorganStanley SmithBarney LLC acted as principal	04/14/11	03/19/12	1,973.73	1,711.20		262.53
125000350	198 86 97 116 91	JEFFERIES GROUP INC NEW MorganStanley SmithBarney LLC acted as your agent in this transaction.	12/12/11 12/30/11 01/04/12 01/25/12 01/31/12	03/19/12	3,821.92 1,660.03 1,872.36 2,239.11 1,756.53	2,446.23 1,186.42 1,324.05 1,816.50 1,386.49		1,375.69 473.61 548.31 422.61 370.04
125000370	169 193	NOVAGOLD RESOURCES INC-CAD MorganStanley SmithBarney LLC acted as your agent in this transaction.	03/01/12 03/13/12	03/19/12	1,197.09 1,367.09	1,412.84 1,428.20	(215.75) (61.11)	
125000380	37 38 36 27	ONEX CORP MorganStanley SmithBarney LLC acted as principal in this transaction.	11/03/11 11/09/11 11/22/11 11/30/11	03/19/12	1,413.47 1,451.67 1,375.27 1,031.46	1,274.12 1,290.80 1,133.32 911.34		139.35 160.87 241.95 120.12
125000390	.8843	ORCHARD SUPPLY HARDWARE CL A MorganStanley SmithBarney LLC acted as your agent in this transaction.	04/12/11	03/19/12	19.25	55.67	(36.42)	
125000400	.8843	ORCHARD SUPPLY HARDWARE RECD	04/12/11	03/19/12	1.82	1.70		.12



Ref: 00000316 00040248

2012 Year End Summary

THE MERRICK FOUNDATION

Account Number 644-25879-18 635

Details of Short Term Gain (Loss) 2012 - continued

Reference number	Quantity	Security Description	Opening Trade Date	Closing Trade Date	Sale Proceeds	Cost	(Loss)	Gain
125000410	57	OVERSEAS SHIPHOLDING GROUP INC MorganStanley SmithBarney LLC acted as your agent in this transaction.	07/22/11	03/19/12	\$ 742.93	\$ 1,423.99	(\$ 681.06)	
125000470	21	SEARS HOLDINGS CORPORATION MorganStanley SmithBarney LLC acted as principal in this transaction.	04/12/11	03/19/12	1,694.66	1,592.62		102.04
125000560	115	WINTHROP REALTY TRUST NEW	02/16/12	03/19/12	1,293.73	1,357.58	(63.85)	
	124	MorganStanley SmithBarney LLC	02/24/12		1,394.97	1,451.23	(56.26)	
	131	acted as your agent in this transaction.	02/29/12		1,473.72	1,499.28	(25.56)	
125000570	161	WPX ENERGY INC	02/03/12	03/19/12	3,150.71	2,680.63		470.08
	65	MorganStanley SmithBarney LLC	02/09/12		1,272.03	1,167.89		104.14
	82	acted as your agent in this transaction.	02/14/12		1,604.71	1,435.36		169.35
Total					¥ \$ 88,081.42	¥ \$ 87,792.51	(\$ 2,657.36)	\$ 12,946.27

Details of Long Term Gain (Loss) 2012

This section shows your sales of securities during the year. The "Sale Proceeds" column excludes any accrued income you may have received. In addition, although cash in lieu less than \$20 is not included on Form 1099-B (if applicable), it is included in this section. Please note, this material is being prepared for informational purposes only and should not be used for tax preparation without the assistance of your tax advisor.

Reference number	Quantity	Security Description	Opening Trade Date	Closing Trade Date	Sale Proceeds	Cost	(Loss)	Gain
125000020	698	ICAP PLC-GBP MorganStanley SmithBarney LLC acted as your agent in this transaction	05/16/08	02/03/12	\$ 4,187.91	\$ 9,075.12	(\$ 4,887.21)	
125000030	1,700	PHOENIX SATELLITE TV ---	08/24/10	01/04/12	424.99	521.22	(96.23)	

Ref: 00000316 00040249

2012 Year End Summary

THE MERRICK FOUNDATION

Account Number 644-25879-18 635

Details of Long Term Gain (Loss) 2012 - continued

Reference number	Quantity	Security Description	Opening Trade Date	Closing Trade Date	Sale Proceeds	Cost	(Loss)	Gain
125000040	2,300 700	PHOENIX SATELLITE TV ORD MorganStanley SmithBarney LLC acted as principal	08/24/10 08/31/10	01/06/12	\$ 567.85 172.83	\$ 705.18 213.01	(\$ 137.33) (40.18)	
125000050	3,300 2,400 3,200	PHOENIX SATELLITE TV ORD MorganStanley SmithBarney LLC acted as principal	08/31/10 09/13/10 09/21/10	02/01/12	1,048.39 762.46 1,016.62	1,004.19 754.32 1,052.80		44.20 8.14
125000060	1,000 5,000 1,600	PHOENIX SATELLITE TV ORD ORIGINAL S/D 03/23/12 B/C 6E MorganStanley SmithBarney LLC	09/21/10 10/08/10 11/03/10	03/20/12	361.09 1,805.47 577.75	329.00 1,628.50 562.88		32.09 176.97 14.87
125000080	3,000 2,200 3,200 2,400 3,800 1,700	TOWNGAS CHINA CO LTD, GEORGE T-HKD ORIGINAL S/D 03/23/12 B/C 6V MorganStanley SmithBarney LLC	08/31/10 09/16/10 09/21/10 10/08/10 11/05/10 11/22/10	03/20/12	2,101.76 1,541.29 2,241.88 1,681.41 2,662.23 1,191.00	1,297.50 1,027.84 1,524.80 1,117.92 1,805.38 830.62		804.26 513.45 717.08 563.49 856.85 360.38
125000090	300 1,000 3,000 4,000 2,000 500	VALUE PARTNERS GROUP LTD ORIGINAL S/D 03/23/12 B/C 6V MorganStanley SmithBarney LLC acted as your agent	05/28/08 07/22/08 04/21/09 08/27/09 10/23/09 11/09/10	03/20/12	190.74 635.79 1,907.36 2,543.15 1,271.58 317.89	284.79 770.60 977.40 1,834.80 950.40 475.00	(94.05) (134.81)	929.96 708.35 321.18
125000110	700 100	GENTING BERHAD MorganStanley SmithBarney LLC acted as your agent in this transaction.	09/24/10 10/01/10	01/05/12	2,467.94 352.56	2,259.18 322.72		208.76 29.84
125000120	700 800 800 300 700	GENTING BERHAD MorganStanley SmithBarney LLC acted as your agent in this transaction.	10/01/10 10/08/10 10/15/10 10/21/10 10/29/10	03/20/12	2,420.28 2,766.03 2,766.03 1,037.26 2,420.27	2,259.04 2,664.40 2,653.28 1,027.80 2,316.23		161.24 101.63 112.75 9.46 104.04
125000140	2,000	THE LINK REAL ESTATE	08/14/07	03/20/12	44,884.18	5,888.88		38,995.30



Morgan Stanley

Page 13 of 17

Ref: 00000316 00040250

2012 Year End Summary

THE MERRICK FOUNDATION

Account Number 644-25879-18 635

Details of Long Term Gain (Loss) 2012 - continued

Reference number	Quantity	Security Description	Opening Trade Date	Closing Trade Date	Sale Proceeds	Cost	(Loss)	Gain
125000150	500	WHARF HOLDINGS LTD-HKD MorganStanley SmithBarney LLC acted as your agent in this transaction.	10/03/08	02/15/12	\$ 3,099.94	\$ 1,333.90		\$ 1,766.04
125000160	200	WHARF HOLDINGS LTD-HKD ORIGINAL S/D 03/01/12 B/C 6V MorganStanley SmithBarney LLC acted as your agent	10/03/08	02/29/12	1,229.61	533.56		696.05
125000170	1,300	WHARF HOLDINGS LTD-HKD MorganStanley SmithBarney LLC acted as principal in this transaction.	10/03/08	03/19/12	7,344.86	3,468.14		3,876.72
125000180	346	BLACKSTONE GROUP L P UNIT REPSTG LTD PARTNERSHIP IN MorganStanley SmithBarney LLC acted as your agent	02/01/08	03/19/12	5,367.57	6,385.92	(1,018.35)	
125000210	220	COHEN & STEERS INC MorganStanley SmithBarney LLC acted as your agent in this transaction.	08/21/08	03/19/12	7,081.67	5,755.42 R		1,326.25
125000250	1,317	FEDERAL HOME LN MTG CORP MorganStanley SmithBarney LLC acted as principal in this transaction.	09/29/08	03/19/12	417.48	2,649.28	(2,231.80)	
125000260	47 86	FOREST CITY ENTERPRISES INC CLASS A MorganStanley SmithBarney LLC acted as your agent	08/20/08 06/30/10	02/03/12	881.84 1,247.63	1,282.71 1,000.06	(600.87)	247.57
125000270	79	FOREST CITY ENTERPRISES INC CLASS A MorganStanley SmithBarney LLC acted as your agent	08/05/10	02/28/12	1,153.37	1,018.18		135.19
125000280	11	FOREST CITY ENTERPRISES INC	08/05/10	03/19/12	168.08	141.77		26.31

2012 YEAR END SUMMARY

Ref: 00000316 00040251

2012 Year End Summary

THE MERRICK FOUNDATION

Account Number 644-25879-18 635

Details of Long Term Gain (Loss) 2012 - continued

Reference number	Quantity	Security Description	Opening Trade Date	Closing Trade Date	Sale Proceeds	Cost	(Loss)	Gain
125000300	28	HOWARD HUGHES CORP	12/09/10	03/19/12	\$ 1,798.36	\$ 1,407.73		\$ 390.63
	32	MorganStanley SmithBarney LLC	01/14/11		2,055.27	1,694.72		360.55
	21	acted as your agent	01/25/11		1,348.77	1,103.71		245.06
	30	in this transaction.	02/02/11		1,926.82	1,515.40		411.42
	16		03/03/11		1,027.64	999.81		27.83
125000320	3	ICAHN ENTERPRISES LP DEP UNIT	Unavallable	03/19/12	129.08			
	117.1207	MorganStanley SmithBarney LLC	02/20/07		5,040.06	13,398.57	(8,358.51)	
	10.0966	acted as principal	02/28/07		434.49	1,081.38	(646.89)	
	10.0966	in this transaction.	04/25/07		434.49	1,089.14	(654.65)	
	40.3854		08/02/07		1,737.95	3,635.45	(1,897.50)	
	46.4444		07/12/10		1,998.64	1,673.91		324.73
	18.1739		01/06/11		782.08	645.69		136.39
	31.2995		01/25/11		1,346.91	1,136.30		210.61
	33.3188		02/16/11		1,433.81	1,412.01		21.80
	58.5603		03/04/11		2,520.03	2 339 39		180.64
125000330	.0002	ICAHN ENTERPRISES LP DEP UNIT	Unavallable	03/30/12	.01			
	.0082	CASH IN LIEU OF .03419	02/20/07		.33	.94	(.61)	
	.0007	RECORD 03/15/12 PAY 03/30/12	02/28/07		.03	.08	(.05)	
	.0007		04/25/07		.03	.08	(.05)	
	.0028		08/02/07		.11	.25	(.14)	
	.0033		07/12/10		.13	.12		.01
	.0013		01/06/11		.05	.05		
	.0022		01/25/11		.09	.08		.01
	.0023		02/16/11		.09	.10	(.01)	
	.0041		03/04/11		.16	.16		
125000340	26	JARDINE STRATEGIC HLDGS	12/09/10	03/19/12	1,655.39	1,389.70		265.69
	40	LTD B-USD	12/17/10		2,546.75	2,099.86		446.89
	48	MorganStanley SmithBarney LLC	12/29/10		3,056.10	2,640.00		416.10
	45	acted as principal	01/07/11		2,865.10	2,569.50		295.60
	34		01/13/11		2,164.74	1,900.60		264.14
	12		01/26/11		764.03	662.40		101.63
	29		02/03/11		1,846.40	1,687.22		159.18
	28		02/17/11		1,782.73	1,523.20		259.53
125000360	466	MCEWEN MINING INC	07/09/10	03/19/12	1,961.82	2,284.24	(322.42)	



Morgan Stanley

Page 15 of 17

Ref: 00000316 00040252

2012 Year End Summary

THE MERRICK FOUNDATION

Account Number 644-25879-18 635

Details of Long Term Gain (Loss) 2012 - continued

Reference number	Quantity	Security Description	Opening Trade Date	Closing Trade Date	Sale Proceeds	Cost	(Loss)	Gain
125000390	3.5789	ORCHARD SUPPLY HARDWARE CL A	02/20/07	03/19/12	\$ 77.87	\$ 540.37	(\$ 462.50)	
	.0842	MorganStanley SmithBarney LLC	02/28/07		1.83	12.15	(10.32)	
	1.7263	acted as your agent	01/30/08		37.56	148.92	(111.36)	
	.4211	in this transaction.	12/09/10		9.16	22.92	(13.76)	
	.9263		12/15/10		20.16	50.51	(30.35)	
	.3789		01/12/11		8.24	22.77	(14.53)	
125000400	3.5789	ORCHARD SUPPLY HARDWARE	02/20/07	03/19/12	7.44	16.46	(9.02)	
	.0842	PFD	02/28/07		.18	.37	(.19)	
	1.7263	DUE 12/31/9999	01/30/08		3.59	4.54	(.95)	
	.4211	MorganStanley SmithBarney LLC	12/09/10		.88	.70		.18
	.9263		12/15/10		1.93	1.54		.39
	.3789		01/12/11		.79	.69		.10
125000410	110	OVERSEAS SHIPHOLDING GROUP INC	02/24/10	03/19/12	1,433.71	4,834.58	(3,400.87)	
		MorganStanley SmithBarney LLC						
		acted as your agent						
		in this transaction.						
125000420	250	PENN WEST PETE LTD	02/20/07	03/19/12	5,183.28	7,662.93	(2,479.65)	
	19	MorganStanley SmithBarney LLC	02/28/07		393.93	559.95	(166.02)	
	28	acted as your agent	04/12/07		580.53	843.71	(263.18)	
	128	in this transaction.	12/10/08		2,653.84	1,393.82		1,260.02
125000430	55	POWER CORP OF CANADA	02/20/07	01/24/12	1,385.42	1,842.90	(457.48)	
		SUBORDINATE VOTING						
		MorganStanley SmithBarney LLC						
		acted as your agent						
125000440	53	POWER CORP OF CANADA	02/20/07	02/15/12	1,309.07	1,775.88	(466.81)	
		SUBORDINATE VOTING						
		MorganStanley SmithBarney LLC						
		acted as your agent						
125000450	67	POWER CORP OF CANADA	02/20/07	02/22/12	1,693.06	2,244.98	(551.92)	
	20	SUBORDINATE VOTING	04/25/07		505.39	677.50	(172.11)	
		MorganStanley SmithBarney LLC						
		acted as your agent						
125000460	455	PRESTIGE BRANDS HOLDINGS INC	01/04/10	03/19/12	7,954.84	3,658.61		4,296.23

2
0
1
2
Y
E
A
F
E
N
C
S
U
M
M
A
F

Ref: 00000316 00040253

2012 Year End Summary

THE MERRICK FOUNDATION

Account Number 644-25879-18 635

Details of Long Term Gain (Loss) 2012 - continued

Reference number	Quantity	Security Description	Opening Trade Date	Closing Trade Date	Sale Proceeds	Cost	(Loss)	Gain
125000470	85	SEARS HOLDINGS CORPORATION	02/20/07	03/19/12	\$ 6,859.33	\$ 15,458.38	(\$ 8,599.05)	
	2	MorganStanley SmithBarney LLC	02/28/07		161.40	347.43	(186.03)	
	41	acted as principal	01/30/08		3,308.62	4,260.25	(951.63)	
	10	in this transaction.	12/09/10		806.98	655.57		151.41
	22		12/15/10		1,775.36	1,444.99		330.37
	9		01/12/11		726.28	651.37		74.91
125000480	182	SILVERBIRCH ENERGY CORP MorganStanley SmithBarney LLC acted as your agent in this transaction.	11/16/10	01/24/12	1,719.13	1,352.26		366.87
125000490	29	SOTHEBYS DELAWARE MorganStanley SmithBarney LLC acted as your agent in this transaction.	04/30/08	01/31/12	971.76	808.44		163.32
125000500	39	SOTHEBYS DELAWARE MorganStanley SmithBarney LLC acted as your agent in this transaction.	04/30/08	02/14/12	1,475.73	1,087.20		388.53
125000510	42	SOTHEBYS DELAWARE MorganStanley SmithBarney LLC acted as your agent in this transaction.	04/30/08	03/13/12	1,625.84	1,170.84		455.00
125000520	136	SOTHEBYS DELAWARE MorganStanley SmithBarney LLC acted as your agent in this transaction.	04/30/08	03/19/12	5,376.46	3,791.28		1,585.18
125000530	170	TEXAS PAC LAND TR SUB SHS CTF MorganStanley SmithBarney LLC acted as your agent in this transaction.	02/20/07	03/19/12	7,721.26	8,126.00	(404.74)	
125000540	4,117	URBANA CORP-CAD MorganStanley SmithBarney LLC acted as principal in this transaction.	10/30/09	03/19/12	4,489.91	6,882.39	(2,392.48)	



Morgan Stanley

Ref: 00000316 00040254

2012 Year End Summary

THE MERRICK FOUNDATION

Account Number 644-25879-18 635

Details of Long Term Gain (Loss) 2012 - continued

Reference number	Quantity	Security Description	Opening Trade Date	Closing Trade Date	Sale Proceeds	Cost	(Loss)	Gain
	21		10/07/10		\$ 1,717.98	\$ 692.68		\$ 1,025.30
	37		10/27/10		3,026.91	1,353.37		1,673.54
	42		11/09/10		3,435.95	1,667.40		1,768.55
	10		11/29/10		818.08	437.50		380.58
Total					¥ \$ 214,390.85	¥ \$ 207,757.63	(\$ 42,666.08)	\$ 49,170.21

2
0
1
2

Y
E
A
R

E
N
D

S
U
M
M
A
R
Y



Morgan Stanley

Page 7 of 11

Ref: 00000316 00040261

2012 Year End Summary

THE MERRICK FOUNDATION

Account Number 644-27708-11 635

Details of Short Term Gain (Loss) 2012 - continued

Reference number	Quantity	Security Description	Opening Trade Date	Closing Trade Date	Sale Proceeds	Cost	(Loss)	Gain
125000060	61	APPLE INC MorganStanley SmithBarney LLC acted as principal in this transaction.	04/20/11	02/16/12	\$ 29,960.35	\$ 20,923.94		\$ 9,036.41
125000070	41	APPLE INC MorganStanley SmithBarney LLC acted as principal in this transaction.	04/20/11	03/19/12	24,449.49	14,063.63		10,385.86
125000110	513	EXPEDITORS INTL OF WASH INC MorganStanley SmithBarney LLC acted as principal in this transaction.	08/09/11	03/19/12	23,726.59	21,538.46		2,188.13
125000120	377	EXPRESS SCRIPTS INC.COMMON MorganStanley SmithBarney LLC acted as principal in this transaction.	08/19/11	03/19/12	20,128.80	16,992.29		3,136.51
125000140	43	MASTERCARD INC MorganStanley SmithBarney LLC acted as your agent in this transaction.	06/01/11	03/19/12	18,209.31	12,257.67		5,951.64
125000160	186 172	ROBERT HALF INTERNATIONAL INC MorganStanley SmithBarney LLC acted as your agent in this transaction.	04/28/11 05/17/11	03/19/12	5,738.37 5,306.44	5,612.05 4,727.59		126.32 578.85
125000190	87	ROCKWELL COLLINS INC MorganStanley SmithBarney LLC acted as your agent in this transaction.	05/24/11	03/19/12	5,138.24	5,234.23	(95.99)	
125000210	780 174	STARWOOD HOTELS & RESORTS WORLDWIDE INC -NEW MorganStanley SmithBarney LLC acted as your agent	06/06/11 06/25/11	03/19/12	43,376.11 9,676.21	45,566.27 7,214.30	(2,190.16)	2,461.91
125000220	138	SUNCOR ENERGY INC NEW	07/20/11	03/19/12	4,675.63	5,588.13	(912.50)	

2
0
1
2

Y
E
A
R

E
N
D

S
U
M
M
A
R
Y

Ref: 00000316 00040262

2012 Year End Summary

THE MERRICK FOUNDATION

Account Number 644-27708-11 635

Details of Long Term Gain (Loss) 2012

This section shows your sales of securities during the year. The "Sale Proceeds" column excludes any accrued income you may have received. In addition, although cash in lieu less than \$20 is not included on Form 1099-B (if applicable), it is included in this section. Please note, this material is being prepared for informational purposes only and should not be used for tax preparation without the assistance of your tax advisor.

Reference number	Quantity	Security Description	Opening Trade Date	Closing Trade Date	Sale Proceeds	Cost	(Loss)	Gain
125000010	673	ACCENTURE PLC	08/18/09	03/19/12	\$ 42,788.77	\$ 24,251.49		\$ 18,537.28
	398	MorganStanley SmithBarney LLC acted as your agent In this transaction.	01/07/10		25,304.50	16,923.16		8,381.34
125000020	64	AFFILIATED MANAGERS GROUP MorganStanley SmithBarney LLC acted as your agent In this transaction.	09/24/07	01/20/12	6,419.71	7,822.31	(1,402.60)	
125000030	134	AFFILIATED MANAGERS GROUP	09/24/07	03/19/12	15,159.56	16,377.96	(1,218.40)	
	45	MorganStanley SmithBarney LLC	09/25/07		5,090.90	5,431.96	(341.06)	
	49	acted as your agent	02/11/08		5,543.42	4,858.62		684.80
	201	In this transaction.	06/18/09		22,739.34	11,735.67		11,003.67
125000080	283	C.H. ROBINSON WORLDWIDE INC MorganStanley SmithBarney LLC acted as principal In this transaction.	03/11/10	03/19/12	18,635.46	15,117.24		3,518.22
125000090	340	EMC CORP-MASS MorganStanley SmithBarney LLC acted as your agent In this transaction.	04/13/09	01/27/12	8,800.39	4,384.64		4,415.75
125000100	1,987	EMC CORP-MASS MorganStanley SmithBarney LLC acted as your agent In this transaction.	04/13/09	03/19/12	57,602.09	25,624.35		31,977.74
125000110	425	EXPEDITORS INTL OF WASH INC MorganStanley SmithBarney LLC acted as principal In this transaction.	06/10/09	03/19/12	19,656.53	14,649.07		5,007.46
125000120	797	EXPRESS SCRIPTS INC.COMMON	11/29/10	03/19/12	42,553.45	41,585.87		967.58



Morgan Stanley

Page 9 of 11

Ref. 00000316 00040263

2012 Year End Summary

THE MERRICK FOUNDATION

Account Number 644-27708-11 635

Details of Long Term Gain (Loss) 2012 - continued

Reference number	Quantity	Security Description	Opening Trade Date	Closing Trade Date	Sale Proceeds	Cost	(Loss)	Gain
125000130	61	MASTERCARD INC MorganStanley SmithBarney LLC acted as your agent in this transaction.	04/22/09	02/06/12	\$ 23,653.19	\$ 10,002.11		\$ 13,651.08
125000140	63	MASTERCARD INC MorganStanley SmithBarney LLC acted as your agent in this transaction.	04/22/09	03/19/12	26,678.76	10,330.05		16,348.71
125000150	469 669	QUALCOMM INC MorganStanley SmithBarney LLC acted as principal in this transaction.	01/16/09 06/30/10	03/19/12	31,310.06 44,661.91	16,657.29 22,300.25		14,652.77 22,361.66
125000160	1,522 454	ROBERT HALF INTERNATIONAL INC MorganStanley SmithBarney LLC acted as your agent in this transaction.	06/30/10 02/04/11	03/19/12	46,955.90 14,006.56	36,538.50 14,996.80	(990.24)	10,417.40
125000170	175	ROCKWELL COLLINS INC MorganStanley SmithBarney LLC acted as your agent in this transaction.	01/24/08	01/24/12	10,367.33	10,883.79	(516.46)	
125000180	387	ROCKWELL COLLINS INC MorganStanley SmithBarney LLC acted as your agent in this transaction.	01/24/08	01/27/12	22,605.66	24,068.73	(1,463.07)	
125000190	142 264	ROCKWELL COLLINS INC MorganStanley SmithBarney LLC acted as your agent in this transaction.	01/24/08 02/04/11	03/19/12	8,386.57 15,591.93	8,831.42 17,466.56	(444.85) (1,874.63)	
125000200	910	SCRIPPS NETWORK INTERACTIVE MorganStanley SmithBarney LLC acted as your agent in this transaction.	09/08/09	03/19/12	43,635.89	30,901.87		12,734.02
125000220	627	SUNCOR ENERGY INC NEW	03/24/09	03/19/12	21,243.63	14,721.40		6,522.23

2
0
1
2

Y
E
A
R

E
N
D

S
U
M
M
A
R
Y


Ref: 00000315 00040264

2012 Year End Summary

THE MERRICK FOUNDATION
Account Number 644-27708-11 635

Details of Long Term Gain (Loss) 2012 - continued

Reference number	Quantity	Security Description	Opening Trade Date	Closing Trade Date	Sale Proceeds	Cost	(Loss)	Gain
125000230	267	TERADATA CORP	08/12/09	02/15/12	\$ 16,518.27	\$ 7,194.64		\$ 9,323.63
	148	MorganStanley SmithBarney LLC acted as your agent in this transaction.	03/30/10		9,156.19	4,320.79		4,835.40
125000240	329	TERADATA CORP MorganStanley SmithBarney LLC acted as your agent in this transaction	03/30/10	03/19/12	22,596.30	9,604.99		12,991.31
Total					\$ 662,966.67	\$ 452,920.82	(\$ 8,251.31)	\$ 218,297.16



2
0
1
2
Y
E
/
F

E
N
C

S
U
M
M
/
F

Morgan Stanley

Page 6 of 11

Ref: 00000316 00040271

2012 Year End Summary

THE MERRICK FOUNDATION

Account Number 644-31354-10 635

Details of 1099 Exempt Interest 2012 - continued

Reference number	Description	Interest	Alternative minimum tax
140001600	U S TREASURY NOTES SER V-2015 DTD 01/15/2012 DUE 01/15/2015 RATE 0.250	\$ 32.53	
Total Exempt Interest		\$ 3,730.52	
Total Alternative Minimum Tax			

Reference number	Description	Interest	Alternative minimum tax

Details of 1099 Exempt Dividends 2012

Amounts displayed for dividends include dividend reinvestments, money fund earnings, and accrued dividends received.

Reference number	Description	Ordinary dividends	Alternative minimum tax
160000100	MORGAN STANLEY AA INSTIT MONEY TRUST	\$ 15.93	
160000200	BLACKROCK BOND ALLOCATION TARGET SHARES SER S	3,454.24	
Totals		\$ 3,470.17	

Details of Short Term Gain (Loss) 2012

This section shows your sales of securities during the year. The "Sale Proceeds" column excludes any accrued income you may have received. In addition, although cash in lieu less than \$20 is not included on Form 1099-B (if applicable), it is included in this section. Please note, this material is being prepared for informational purposes only and should not be used for tax preparation without the assistance of your tax advisor. For additional information regarding this section see enclosed brochure.

Reference number	Quantity	Security Description	Opening Trade Date	Closing Trade Date	Sale Proceeds	Original Cost Adjusted Cost	Original Gain/(Loss) Adjusted Gain/(Loss)	Ordinary Income Capital Gain/(Loss)
125000140	36,000	U S TREASURY NOTES SER Z-2014	06/01/11	03/16/12	\$ 36,270.00	\$ 36,291.21	(\$ 21.21)	\$ 0.00




Ref: 00000316 00040272

2012 Year End Summary

THE MERRICK FOUNDATION

Account Number 644-31354-10 635



Details of Long Term Gain (Loss) 2012

This section shows your sales of securities during the year. The "Sale Proceeds" column excludes any accrued income you may have received. In addition, although cash in lieu less than \$20 is not included on Form 1099-B (if applicable), it is included in this section. Please note, this material is being prepared for informational purposes only and should not be used for tax preparation without the assistance of your tax advisor. For additional information regarding this section see enclosed brochure.

Reference number	Quantity	Security Description	Opening Trade Date	Closing Trade Date	Sale Proceeds	Original Cost Adjusted Cost	Original Gain/(Loss) Adjusted Gain/(Loss)	Ordinary Income Capital Gain/(Loss)
125000010	42,022.252	BLACKROCK BOND ALLOCATION TARGET SHARES SER S CONFIRM #500020760229552 MorganStanley SmithBarney LLC	01/03/11	03/16/12	\$ 421,062.97	\$ 421,062.96 \$ 421,062.96	\$.01 \$.01	\$ 0.00 \$ 0.00
125000020	27,000	FHLMC PL#G13652 DTD 08/01/2009 DUE 09/01/2024 RATE 4.500 YIELDS VARY DUE TO CHANGES IN INTEREST RATES	01/13/11	03/16/12	13,253.19	13,847.01 13,847.01	(593.82) (593.82)	0.00 0.00

Ref. 00000316 00040273

2012 Year End Summary

THE MERRICK FOUNDATION

Account Number 644-31354-10 635

Details of Long Term Gain (Loss) 2012 - continued

Reference number	Quantity	Security Description	Opening Trade Date	Closing Trade Date	Sale Proceeds	Original Cost Adjusted Cost	Original Gain/(Loss) Adjusted Gain/(Loss)	Ordinary Income Capital Gain/(Loss)
125000040	42,000	FEDERAL HOME LOAN MTG CORP NOTES BK/ENTRY DTD 05/21/2009 DUE 06/15/2012 RATE 1.750	01/03/11	03/16/12	\$ 42,013.13	\$ 42,853.15 \$ 42,141.96	(\$ 840.02) (\$ 128.83)	\$ 0.00 (\$ 128.83)
125000050	20,000	FEDERAL NATL MTG ASSN NOTES BK/ENTRY DTD 04/03/2009 DUE 04/20/2012 RATE 1.875	01/03/11	01/24/12	20,085.20	20,412.50 20,075.00	(327.30) 10.20	0.00 10.20
125000060	37,000	FNMA PL#995431 DTD 01/01/2009 DUE 02/01/2023 RATE 5.500 YIELDS VARY DUE TO CHANGES IN PREPAYMENT SPEEDS. SPECIFICS	01/13/11	03/16/12	11,003.16	11,718.95 11,718.95	(715.79) (715.79)	0.00 0.00
125000070	14,000	GOLDMAN SACHS GROUP INC SR NOTES GLOBAL BOOK/ENTRY DD 2/14/2007 DUE 02/14/2012 RATE 5.300	01/03/11	01/24/12	14,031.50	14,695.80 14,029.68	(664.30) 1.82	0.00 1.82
125000080	21,000	INTL BK RECON & DEV BK/ENTRY DTD 04/02/2009 DUE 04/02/2012 RATE 2.000	01/03/11	01/24/12	21,067.20	21,438.27 21,063.84	(371.07) 3.36	0.00 3.36
125000090	47,000	U S TREASURY NOTES SER P-2012 DTD 08/31/2007 DUE 08/31/2012 RATE 4.125 YIELD 1.042MTY	01/03/11	03/16/12	47,646.25	49,952.21 47,802.29	(2,305.96) (156.04)	0.00 (156.04)
125000100	26,000	U S TREASURY NOTES SER H-2014 DTD 03/02/2009 DUE 02/28/2014 RATE 1.875 YIELD .742MTY	01/03/11	03/16/12	26,568.75	26,690.64 26,429.52	(121.89) 139.23	0.00 139.23
125000110	41,000	U S TREASURY NOTES SER AB-2012 DTD 08/17/2009 DUE 08/15/2012 RATE 1.750 YIELD .982MTY	01/03/11	03/16/12	41,128.13	41,948.13 41,240.67	(820.00) (112.54)	0.00 (112.54)
125000120	53,000	U S TREASURY NOTES SER Z-2013 DTD 08/15/2009	01/03/11	03/16/12	53,298.13	53,530.00 -----	(231.87)	0.00



Morgan Stanley

Page 9 of 11

Ref: 00000316 00040274

2012 Year End Summary

THE MERRICK FOUNDATION

Account Number 644-31354-10 635

Details of Long Term Gain (Loss) 2012 - continued

Reference number	Quantity	Security Description	Opening Trade Date	Closing Trade Date	Sale Proceeds	Original Cost Adjusted Cost	Original Gain/(Loss) Adjusted Gain/(Loss)	Ordinary Income Capital Gain/(Loss)
125000130	22,000	U S TREASURY NOTES SER AA-2013 DUE 07/15/2013 RATE 1.000 YIELD .644MTY 1.0000% JJ-15 DUE 07/15/2013	01/03/11	03/16/12	\$ 22,103.13	\$ 22,144.39 \$ 22,075.68	(\$ 41.26) \$ 27.45	\$ 0.00 \$ 27.45
Total					\$ 752,324.01	\$ 759,727.46 \$ 753,814.14	(\$ 7,403.45) (\$ 1,490.13)	\$ 0.00 (\$ 180.53)