



See a Social Security Number? Say Something!
Report Privacy Problems to <https://public.resource.org/privacy>
Or call the IRS Identity Theft Hotline at 1-800-908-4490



Form 990-PF

Department of the Treasury
Internal Revenue Service

Return of Private Foundation
or Section 4947(a)(1) Nonexempt Charitable Trust
Treated as a Private Foundation

Note. The foundation may be able to use a copy of this return to satisfy state reporting requirements






OMB No 1545-0052

2012

Open to Public Inspection

For calendar year 2012, or tax year beginning 01-01-2012 , and ending 12-31-2012

Name of foundation THE KERR FOUNDATION INC		A Employer identification number 73-1256122	
Number and street (or P O box number if mail is not delivered to street address) C/O ASC 5101 N CLASSEN BLVD NO 600		B Telephone number (see instructions) (405) 843-7046	
City or town, state, and ZIP code OKLAHOMA CITY, OK 73118		C If exemption application is pending, check here <input type="checkbox"/>	
G Check all that apply <div><input type="checkbox"/> Initial return <input type="checkbox"/> Final return <input type="checkbox"/> Address change</div> <div><input type="checkbox"/> Initial return of a former public charity <input type="checkbox"/> Amended return <input type="checkbox"/> Name change</div>		D 1. Foreign organizations, check here <input type="checkbox"/> 2. Foreign organizations meeting the 85% test, check here and attach computation <input type="checkbox"/>	
H Check type of organization <input checked="" type="checkbox"/> Section 501(c)(3) exempt private foundation <input type="checkbox"/> Section 4947(a)(1) nonexempt charitable trust <input type="checkbox"/> Other taxable private foundation		E If private foundation status was terminated under section 507(b)(1)(A), check here <input type="checkbox"/>	
I Fair market value of all assets at end of year (from Part II, col. (c), line 16) \$ 23,492,867	J Accounting method <input checked="" type="checkbox"/> Cash <input type="checkbox"/> Accrual <input type="checkbox"/> Other (specify) (Part I, column (d) must be on cash basis.)	F If the foundation is in a 60-month termination under section 507(b)(1)(B), check here <input type="checkbox"/>	

Part I Analysis of Revenue and Expenses (The total of amounts in columns (b), (c), and (d) may not necessarily equal the amounts in column (a) (see instructions))		(a) Revenue and expenses per books	(b) Net investment income	(c) Adjusted net income	(d) Disbursements for charitable purposes (cash basis only)
Revenue	1 Contributions, gifts, grants, etc , received (attach schedule)				
	2 Check <input checked="" type="checkbox"/> if the foundation is not required to attach Sch B				
	3 Interest on savings and temporary cash investments	78	78		
	4 Dividends and interest from securities.	503,788	503,788		
	5a Gross rents				
	b Net rental income or (loss) _____				
	6a Net gain or (loss) from sale of assets not on line 10	-1,320			
	b Gross sales price for all assets on line 6a _____ 4,897,730				
	7 Capital gain net income (from Part IV , line 2)		0		
	8 Net short-term capital gain				
	9 Income modifications				
	10a Gross sales less returns and allowances				
Operating and Administrative Expenses	b Less Cost of goods sold				
	c Gross profit or (loss) (attach schedule)				
	11 Other income (attach schedule)	 52,466	52,466		
	12 Total. Add lines 1 through 11	555,012	556,332		
	13 Compensation of officers, directors, trustees, etc	350,477	175,238		175,239
	14 Other employee salaries and wages	110,550	55,275		55,275
	15 Pension plans, employee benefits	173,050	86,525		86,525
	16a Legal fees (attach schedule)				
	b Accounting fees (attach schedule)	 16,592	14,933		1,659
	c Other professional fees (attach schedule)	 275,583	249,954		25,629
	17 Interest				
	18 Taxes (attach schedule) (see instructions)	 61,338	21,717		17,121
	19 Depreciation (attach schedule) and depletion . . .	42,682	0		
	20 Occupancy	17,425	8,713		8,712
	21 Travel, conferences, and meetings	89,792	44,896		44,896
	22 Printing and publications	2,066	1,033		1,033
	23 Other expenses (attach schedule)	 220,022	57,374		162,648
	24 Total operating and administrative expenses. Add lines 13 through 23	1,359,577	715,658		578,737
	25 Contributions, gifts, grants paid	422,640			422,640
	26 Total expenses and disbursements. Add lines 24 and 25	1,782,217	715,658		1,001,377
	27 Subtract line 26 from line 12				
	a Excess of revenue over expenses and disbursements	-1,227,205			
	b Net investment income (if negative, enter -0-)		0		
	c Adjusted net income (if negative, enter -0-)				

Part II Balance Sheets		Attached schedules and amounts in the description column should be for end-of-year amounts only (See instructions)	Beginning of year	End of year	
			(a) Book Value	(b) Book Value	(c) Fair Market Value
Assets	1	Cash—non-interest-bearing	129,759	82,298	82,298
	2	Savings and temporary cash investments	1,168,091	847,176	847,176
	3	Accounts receivable ▶ _____ Less allowance for doubtful accounts ▶ _____			
	4	Pledges receivable ▶ _____ Less allowance for doubtful accounts ▶ _____			
	5	Grants receivable			
	6	Receivables due from officers, directors, trustees, and other disqualified persons (attach schedule) (see page 15 of the instructions)			
	7	Other notes and loans receivable (attach schedule) ▶ _____ Less allowance for doubtful accounts ▶ _____			
	8	Inventories for sale or use			
	9	Prepaid expenses and deferred charges			
	10a	Investments—U S and state government obligations (attach schedule)	0	649,594	650,305
	b	Investments—corporate stock (attach schedule)	11,417,237	10,746,228	13,529,714
	c	Investments—corporate bonds (attach schedule).	3,641,723	2,774,753	2,961,072
	11	Investments—land, buildings, and equipment basis ▶ _____ Less accumulated depreciation (attach schedule) ▶ _____			
	12	Investments—mortgage loans			
	13	Investments—other (attach schedule)	184,576	289,401	289,401
	14	Land, buildings, and equipment basis ▶ 1,709,058 Less accumulated depreciation (attach schedule) ▶ 882,280	814,186	826,778	826,778
Liabilities	15	Other assets (describe ▶ _____)	4,208,957	4,306,123	4,306,123
	16	Total assets (to be completed by all filers—see the instructions Also, see page 1, item I)	21,564,529	20,522,351	23,492,867
	17	Accounts payable and accrued expenses		186	
	18	Grants payable			
	19	Deferred revenue			
	20	Loans from officers, directors, trustees, and other disqualified persons			
	21	Mortgages and other notes payable (attach schedule)		100,000	
Net Assets or Fund Balances	22	Other liabilities (describe ▶ _____)			
	23	Total liabilities (add lines 17 through 22)	0	100,186	
Net Assets or Fund Balances		Foundations that follow SFAS 117, check here ▶ <input checked="" type="checkbox"/> and complete lines 24 through 26 and lines 30 and 31.			
	24	Unrestricted	21,564,529	20,422,165	
	25	Temporarily restricted			
	26	Permanently restricted			
		Foundations that do not follow SFAS 117, check here ▶ <input type="checkbox"/> and complete lines 27 through 31.			
	27	Capital stock, trust principal, or current funds			
	28	Paid-in or capital surplus, or land, bldg , and equipment fund			
	29	Retained earnings, accumulated income, endowment, or other funds			
	30	Total net assets or fund balances (see page 17 of the instructions)	21,564,529	20,422,165	
Net Assets or Fund Balances	31	Total liabilities and net assets/fund balances (see page 17 of the instructions)	21,564,529	20,522,351	

Part III Analysis of Changes in Net Assets or Fund Balances

1	Total net assets or fund balances at beginning of year—Part II, column (a), line 30 (must agree with end-of-year figure reported on prior year’s return)	1	21,564,529
2	Enter amount from Part I, line 27a	2	-1,227,205
3	Other increases not included in line 2 (itemize) ▶	3	84,841
4	Add lines 1, 2, and 3	4	20,422,165
5	Decreases not included in line 2 (itemize) ▶ _____	5	0
6	Total net assets or fund balances at end of year (line 4 minus line 5)—Part II, column (b), line 30	6	20,422,165

Part IV Capital Gains and Losses for Tax on Investment Income

(a) List and describe the kind(s) of property sold (e g , real estate, 2-story brick warehouse, or common stock, 200 shs MLC Co)		(b) How acquired P—Purchase D—Donation	(c) Date acquired (mo , day, yr)	(d) Date sold (mo , day, yr)
1a	See Additional Data Table			
b				
c				
d				
e				

(e) Gross sales price	(f) Depreciation allowed (or allowable)	(g) Cost or other basis plus expense of sale	(h) Gain or (loss) (e) plus (f) minus (g)
a See Additional Data Table			
b			
c			
d			
e			

Complete only for assets showing gain in column (h) and owned by the foundation on 12/31/69			(I) Gains (Col (h) gain minus col (k), but not less than -0-) or Losses (from col (h))
(i) F M V as of 12/31/69	(j) Adjusted basis as of 12/31/69	(k) Excess of col (i) over col (j), if any	
a See Additional Data Table			
b			
c			
d			
e			

2	Capital gain net income or (net capital loss)	{ If gain, also enter in Part I, line 7 If (loss), enter -0- in Part I, line 7 }	2	-1,320
3	Net short-term capital gain or (loss) as defined in sections 1222(5) and (6) If gain, also enter in Part I, line 8, column (c) (see instructions) If (loss), enter -0- in Part I, line 8		3	

Part V Qualification Under Section 4940(e) for Reduced Tax on Net Investment Income

(For optional use by domestic private foundations subject to the section 4940(a) tax on net investment income)

If section 4940(d)(2) applies, leave this part blank

Was the foundation liable for the section 4942 tax on the distributable amount of any year in the base period? ☐ Yes ☒ No

If "Yes," the foundation does not qualify under section 4940(e) Do not complete this part

1 Enter the appropriate amount in each column for each year, see page 18 of the instructions before making any entries

(a) Base period years Calendar year (or tax year beginning in)	(b) Adjusted qualifying distributions	(c) Net value of noncharitable-use assets	(d) Distribution ratio (col (b) divided by col (c))
2011	900,089	23,327,401	0 038585
2010	680,904	22,836,106	0 029817
2009	1,051,053	20,610,535	0 050996
2008	1,340,044	22,707,973	0 059012
2007	1,343,013	29,227,310	0 045951

2	Total of line 1, column (d).	2	0 224361
3	Average distribution ratio for the 5-year base period—divide the total on line 2 by 5, or by the number of years the foundation has been in existence if less than 5 years	3	0 044872
4	Enter the net value of noncharitable-use assets for 2012 from Part X, line 5.	4	22,329,994
5	Multiply line 4 by line 3.	5	1,001,991
6	Enter 1% of net investment income (1% of Part I, line 27b).	6	0
7	Add lines 5 and 6.	7	1,001,991
8	Enter qualifying distributions from Part XII, line 4. If line 8 is equal to or greater than line 7, check the box in Part VI, line 1b, and complete that part using a 1% tax rate See the Part VI instructions	8	1,001,377

Part VIExcise Tax Based on Investment Income (Section 4940(a), 4940(b), 4940(e), or 4948—see page 18 of the instructions)

1a		Exempt operating foundations described in section 4940(d)(2), check here <input type="checkbox"/> and enter "N/A" on line 1			
		Date of ruling or determination letter _____ (attach copy of letter if necessary—see instructions)			
b		Domestic foundations that meet the section 4940(e) requirements in Part V, check here <input type="checkbox"/> and enter 1% of Part I, line 27b		1	0
c		All other domestic foundations enter 2% of line 27b Exempt foreign organizations enter 4% of Part I, line 12, col (b)			
2		Tax under section 511 (domestic section 4947(a)(1) trusts and taxable foundations only Others enter -0-)		2	0
3		Add lines 1 and 2.		3	0
4		Subtitle A (income) tax (domestic section 4947(a)(1) trusts and taxable foundations only Others enter -0-)		4	0
5		Tax based on investment income. Subtract line 4 from line 3 If zero or less, enter -0-		5	0
6		Credits/Payments			
a		2012 estimated tax payments and 2011 overpayment credited to 2012	6a	27,891	
b		Exempt foreign organizations—tax withheld at source	6b		
c		Tax paid with application for extension of time to file (Form 8868)	6c		
d		Backup withholding erroneously withheld	6d		
7		Total credits and payments Add lines 6a through 6d.		7	27,891
8		Enter any penalty for underpayment of estimated tax Check here <input type="checkbox"/> if Form 2220 is attached		8	
9		Tax due. If the total of lines 5 and 8 is more than line 7, enter amount owed		9	
10		Overpayment. If line 7 is more than the total of lines 5 and 8, enter the amount overpaid.		10	27,891
11		Enter the amount of line 10 to be Credited to 2013 estimated tax <input type="checkbox"/> 27,891	Refunded <input type="checkbox"/>	11	0

Part VII-AStatements Regarding Activities

1a	During the tax year, did the foundation attempt to influence any national, state, or local legislation or did it participate or intervene in any political campaign?		Yes	No
		1a		No
b	Did it spend more than \$100 during the year (either directly or indirectly) for political purposes (see page 19 of the instructions for definition)?			No
	If the answer is "Yes" to 1a or 1b, attach a detailed description of the activities and copies of any materials published or distributed by the foundation in connection with the activities.			
c	Did the foundation file Form 1120-POL for this year?.	1c		No
d	Enter the amount (if any) of tax on political expenditures (section 4955) imposed during the year (1) On the foundation <input type="checkbox"/> \$ 0 (2) On foundation managers <input type="checkbox"/> \$ 0			
e	Enter the reimbursement (if any) paid by the foundation during the year for political expenditure tax imposed on foundation managers <input type="checkbox"/> \$ 0			
2	Has the foundation engaged in any activities that have not previously been reported to the IRS? If "Yes," attach a detailed description of the activities.	2		No
3	Has the foundation made any changes, not previously reported to the IRS, in its governing instrument, articles of incorporation, or bylaws, or other similar instruments? If "Yes," attach a conformed copy of the changes	3		No
4a	Did the foundation have unrelated business gross income of \$1,000 or more during the year?.	4a		No
b	If "Yes," has it filed a tax return on Form 990-T for this year?.	4b		
5	Was there a liquidation, termination, dissolution, or substantial contraction during the year? If "Yes," attach the statement required by General Instruction T.	5		No
6	Are the requirements of section 508(e) (relating to sections 4941 through 4945) satisfied either • By language in the governing instrument, or • By state legislation that effectively amends the governing instrument so that no mandatory directions that conflict with the state law remain in the governing instrument?	6	Yes	
7	Did the foundation have at least \$5,000 in assets at any time during the year? If "Yes," complete Part II, col (c), and Part XV	7	Yes	
8a	Enter the states to which the foundation reports or with which it is registered (see instructions) <input type="checkbox"/> OK _____			
b	If the answer is "Yes" to line 7, has the foundation furnished a copy of Form 990-PF to the Attorney General (or designate) of each state as required by General Instruction G? If "No," attach explanation .	8b	Yes	
9	Is the foundation claiming status as a private operating foundation within the meaning of section 4942(j)(3) or 4942(j)(5) for calendar year 2012 or the taxable year beginning in 2012 (see instructions for Part XIV)? If "Yes," complete Part XIV	9		No
10	Did any persons become substantial contributors during the tax year? If "Yes," attach a schedule listing their names and addresses	10		No

Part VII-A

Statements Regarding Activities *(continued)*

11	At any time during the year, did the foundation, directly or indirectly, own a controlled entity within the meaning of section 512(b)(13)? If "Yes," attach schedule (see instructions).	11		No
12	Did the foundation make a distribution to a donor advised fund over which the foundation or a disqualified person had advisory privileges? If "Yes," attach statement (see instructions)	12		No
13	Did the foundation comply with the public inspection requirements for its annual returns and exemption application?	13	Yes	
Website address ▶WWW.THEKERRFOUNDATION.ORG				
14	The books are in care of ▶ASSETS SERVICES CO Telephone no ▶(405) 843-7046 Located at ▶5101 N CLASSEN BLVD SUITE 600 OKLAHOMA CITY OK ZIP +4 ▶73118			
15	Section 4947(a)(1) nonexempt charitable trusts filing Form 990-PF in lieu of Form 1041 —Check here ▶ <input type="checkbox"/> and enter the amount of tax-exempt interest received or accrued during the year ▶	15		
16	At any time during calendar year 2012, did the foundation have an interest in or a signature or other authority over a bank, securities, or other financial account in a foreign country?	16		No
See instructions for exceptions and filing requirements for Form TD F 90-22.1 If "Yes", enter the name of the foreign country ▶				

Part VII-B

Statements Regarding Activities for Which Form 4720 May Be Required

File Form 4720 if any item is checked in the "Yes" column, unless an exception applies.			Yes	No
1a	During the year did the foundation (either directly or indirectly) (1) Engage in the sale or exchange, or leasing of property with a disqualified person? <input checked="" type="checkbox"/> Yes <input type="checkbox"/> No (2) Borrow money from, lend money to, or otherwise extend credit to (or accept it from) a disqualified person?. <input type="checkbox"/> Yes <input checked="" type="checkbox"/> No (3) Furnish goods, services, or facilities to (or accept them from) a disqualified person? <input checked="" type="checkbox"/> Yes <input type="checkbox"/> No (4) Pay compensation to, or pay or reimburse the expenses of, a disqualified person? <input checked="" type="checkbox"/> Yes <input type="checkbox"/> No (5) Transfer any income or assets to a disqualified person (or make any of either available for the benefit or use of a disqualified person)?. <input type="checkbox"/> Yes <input checked="" type="checkbox"/> No (6) Agree to pay money or property to a government official? (Exception. Check "No" if the foundation agreed to make a grant to or to employ the official for a period after termination of government service, if terminating within 90 days). <input type="checkbox"/> Yes <input checked="" type="checkbox"/> No			
b	If any answer is "Yes" to 1a(1)–(6), did any of the acts fail to qualify under the exceptions described in Regulations section 53.4941(d)-3 or in a current notice regarding disaster assistance (see page 20 of the instructions)?. Organizations relying on a current notice regarding disaster assistance check here. ▶ <input type="checkbox"/>	1b		No
c	Did the foundation engage in a prior year in any of the acts described in 1a, other than excepted acts, that were not corrected before the first day of the tax year beginning in 2012?.	1c		No
2	Taxes on failure to distribute income (section 4942) (does not apply for years the foundation was a private operating foundation defined in section 4942(j)(3) or 4942(j)(5))			
a	At the end of tax year 2012, did the foundation have any undistributed income (lines 6d and 6e, Part XIII) for tax year(s) beginning before 2012?. <input type="checkbox"/> Yes <input checked="" type="checkbox"/> No If "Yes," list the years ▶ 20____, 20____, 20____, 20____			
b	Are there any years listed in 2a for which the foundation is not applying the provisions of section 4942(a)(2) (relating to incorrect valuation of assets) to the year's undistributed income? (If applying section 4942(a)(2) to all years listed, answer "No" and attach statement—see instructions).	2b		
c	If the provisions of section 4942(a)(2) are being applied to any of the years listed in 2a, list the years here ▶ 20____, 20____, 20____, 20____			
3a	Did the foundation hold more than a 2% direct or indirect interest in any business enterprise at any time during the year?. <input type="checkbox"/> Yes <input checked="" type="checkbox"/> No			
b	If "Yes," did it have excess business holdings in 2012 as a result of (1) any purchase by the foundation or disqualified persons after May 26, 1969, (2) the lapse of the 5-year period (or longer period approved by the Commissioner under section 4943(c)(7)) to dispose of holdings acquired by gift or bequest, or (3) the lapse of the 10-, 15-, or 20-year first phase holding period? (<i>Use Schedule C, Form 4720, to determine if the foundation had excess business holdings in 2012.</i>).	3b		
4a	Did the foundation invest during the year any amount in a manner that would jeopardize its charitable purposes?	4a		No
b	Did the foundation make any investment in a prior year (but after December 31, 1969) that could jeopardize its charitable purpose that had not been removed from jeopardy before the first day of the tax year beginning in 2012?	4b		No

Part VII-B

Statements Regarding Activities for Which Form 4720 May Be Required (continued)

5a	During the year did the foundation pay or incur any amount to			
	(1) Carry on propaganda, or otherwise attempt to influence legislation (section 4945(e))?	<input type="checkbox"/> Yes <input checked="" type="checkbox"/> No		
	(2) Influence the outcome of any specific public election (see section 4955), or to carry on, directly or indirectly, any voter registration drive?	<input type="checkbox"/> Yes <input checked="" type="checkbox"/> No		
	(3) Provide a grant to an individual for travel, study, or other similar purposes?	<input type="checkbox"/> Yes <input checked="" type="checkbox"/> No		
	(4) Provide a grant to an organization other than a charitable, etc , organization described in section 509(a)(1), (2), or (3), or section 4940(d)(2)? (see instructions).	<input type="checkbox"/> Yes <input checked="" type="checkbox"/> No		
	(5) Provide for any purpose other than religious, charitable, scientific, literary, or educational purposes, or for the prevention of cruelty to children or animals?	<input type="checkbox"/> Yes <input checked="" type="checkbox"/> No		
b	If any answer is "Yes" to 5a(1)–(5), did any of the transactions fail to qualify under the exceptions described in Regulations section 53.4945 or in a current notice regarding disaster assistance (see instructions)?	5b		
	Organizations relying on a current notice regarding disaster assistance check here.	<input checked="" type="checkbox"/>		
c	If the answer is "Yes" to question 5a(4), does the foundation claim exemption from the tax because it maintained expenditure responsibility for the grant?	<input type="checkbox"/> Yes <input type="checkbox"/> No		
	If "Yes," attach the statement required by Regulations section 53.4945–5(d).			
6a	Did the foundation, during the year, receive any funds, directly or indirectly, to pay premiums on a personal benefit contract?	<input type="checkbox"/> Yes <input checked="" type="checkbox"/> No		
b	Did the foundation, during the year, pay premiums, directly or indirectly, on a personal benefit contract?	6b		No
	If "Yes" to 6b, file Form 8870.			
7a	At any time during the tax year, was the foundation a party to a prohibited tax shelter transaction?	<input type="checkbox"/> Yes <input checked="" type="checkbox"/> No		
b	If yes, did the foundation receive any proceeds or have any net income attributable to the transaction?	7b		

Part VIII

Information About Officers, Directors, Trustees, Foundation Managers, Highly Paid Employees, and Contractors

1 List all officers, directors, trustees, foundation managers and their compensation (see instructions).				
(a) Name and address	(b) Title, and average hours per week devoted to position	(c) Compensation (If not paid, enter -0-)	(d) Contributions to employee benefit plans and deferred compensation	(e) Expense account, other allowances
See Additional Data Table				
2 Compensation of five highest-paid employees (other than those included on line 1—see instructions). If none, enter "NONE."				
(a) Name and address of each employee paid more than \$50,000	(b) Title, and average hours per week devoted to position	(c) Compensation	(d) Contributions to employee benefit plans and deferred compensation	(e) Expense account, other allowances
NONE				
Total number of other employees paid over \$50,000.				0

Part VIII

Information About Officers, Directors, Trustees, Foundation Managers, Highly Paid Employees, and Contractors (continued)

3 Five highest-paid independent contractors for professional services (see instructions). If none, enter "NONE".		
(a) Name and address of each person paid more than \$50,000	(b) Type of service	(c) Compensation
ASSET SERVICES COMPANY LLC	FINANCIAL AND ACCOUNTING SERVICES	112,361
5101 N CLASSEN BLVD SUITE 600 OKLAHOMA CITY,OK 73118		
Total number of others receiving over \$50,000 for professional services.		0

Part IX-A

Summary of Direct Charitable Activities

List the foundation's four largest direct charitable activities during the tax year. Include relevant statistical information such as the number of organizations and other beneficiaries served, conferences convened, research papers produced, etc.	Expenses
1	
2	
3	
4	

Part IX-B

Summary of Program-Related Investments (see instructions)

Describe the two largest program-related investments made by the foundation during the tax year on lines 1 and 2	Amount
1	
2	
All other program-related investments. See page 24 of the instructions.	
3	
Total. Add lines 1 through 3.	

Part X

Minimum Investment Return (All domestic foundations must complete this part. Foreign foundations, see instructions.)

1	Fair market value of assets not used (or held for use) directly in carrying out charitable, etc , purposes		
a	Average monthly fair market value of securities.	1a	18,082,937
b	Average of monthly cash balances.	1b	323,477
c	Fair market value of all other assets (see instructions).	1c	4,263,631
d	Total (add lines 1a, b, and c).	1d	22,670,045
e	Reduction claimed for blockage or other factors reported on lines 1a and 1c (attach detailed explanation).	1e	0
2	Acquisition indebtedness applicable to line 1 assets.	2	0
3	Subtract line 2 from line 1d.	3	22,670,045
4	Cash deemed held for charitable activities Enter 1 1/2% of line 3 (for greater amount, see instructions).	4	340,051
5	Net value of noncharitable-use assets. Subtract line 4 from line 3 Enter here and on Part V, line 4	5	22,329,994
6	Minimum investment return. Enter 5% of line 5.	6	1,116,500

Part XI

Distributable Amount (see instructions) (Section 4942(j)(3) and (j)(5) private operating foundations and certain foreign organizations check here ☐ and do not complete this part.)

1	Minimum investment return from Part X, line 6.	1	1,116,500
2a	Tax on investment income for 2012 from Part VI, line 5.	2a	
b	Income tax for 2012 (This does not include the tax from Part VI).	2b	
c	Add lines 2a and 2b.	2c	0
3	Distributable amount before adjustments Subtract line 2c from line 1.	3	1,116,500
4	Recoveries of amounts treated as qualifying distributions.	4	0
5	Add lines 3 and 4.	5	1,116,500
6	Deduction from distributable amount (see instructions).	6	0
7	Distributable amount as adjusted Subtract line 6 from line 5 Enter here and on Part XIII, line 1.	7	1,116,500

Part XII

Qualifying Distributions (see instructions)

1	Amounts paid (including administrative expenses) to accomplish charitable, etc , purposes		
a	Expenses, contributions, gifts, etc —total from Part I, column (d), line 26.	1a	1,001,377
b	Program-related investments—total from Part IX-B.	1b	0
2	Amounts paid to acquire assets used (or held for use) directly in carrying out charitable, etc , purposes.	2	
3	Amounts set aside for specific charitable projects that satisfy the		
a	Suitability test (prior IRS approval required).	3a	
b	Cash distribution test (attach the required schedule).	3b	
4	Qualifying distributions. Add lines 1a through 3b Enter here and on Part V, line 8, and Part XIII, line 4	4	1,001,377
5	Foundations that qualify under section 4940(e) for the reduced rate of tax on net investment income Enter 1% of Part I, line 27b (see instructions).	5	0
6	Adjusted qualifying distributions. Subtract line 5 from line 4.	6	1,001,377
Note: The amount on line 6 will be used in Part V, column (b), in subsequent years when calculating whether the foundation qualifies for the section 4940(e) reduction of tax in those years			

Part XIII

Undistributed Income (see instructions)

	(a) Corpus	(b) Years prior to 2011	(c) 2011	(d) 2012
1 Distributable amount for 2012 from Part XI, line 7				1,116,500
2 Undistributed income, if any, as of the end of 2012				
a Enter amount for 2011 only.			464,191	
b Total for prior years 20____, 20____, 20____		0		
3 Excess distributions carryover, if any, to 2012				
a From 2007.				
b From 2008.				
c From 2009.				
d From 2010.				
e From 2011.				
f Total of lines 3a through e.	0			
4 Qualifying distributions for 2012 from Part XII, line 4 ▶ \$ 1,001,377				
a Applied to 2011, but not more than line 2a			464,191	
b Applied to undistributed income of prior years (Election required—see instructions).		0		
c Treated as distributions out of corpus (Election required—see instructions).	0			
d Applied to 2012 distributable amount.				537,186
e Remaining amount distributed out of corpus	0			
5 Excess distributions carryover applied to 2012 (If an amount appears in column (d), the same amount must be shown in column (a).)	0			0
6 Enter the net total of each column as indicated below:				
a Corpus Add lines 3f, 4c, and 4e Subtract line 5	0			
b Prior years' undistributed income Subtract line 4b from line 2b.		0		
c Enter the amount of prior years' undistributed income for which a notice of deficiency has been issued, or on which the section 4942(a) tax has been previously assessed.		0		
d Subtract line 6c from line 6b Taxable amount—see instructions		0		
e Undistributed income for 2011 Subtract line 4a from line 2a Taxable amount—see instructions			0	
f Undistributed income for 2012 Subtract lines 4d and 5 from line 1 This amount must be distributed in 2013.				579,314
7 Amounts treated as distributions out of corpus to satisfy requirements imposed by section 170(b)(1)(F) or 4942(g)(3) (see instructions).	0			
8 Excess distributions carryover from 2007 not applied on line 5 or line 7 (see instructions). . . .	0			
9 Excess distributions carryover to 2013. Subtract lines 7 and 8 from line 6a.	0			
10 Analysis of line 9				
a Excess from 2008. . . .				
b Excess from 2009. . . .				
c Excess from 2010. . . .				
d Excess from 2011. . . .				
e Excess from 2012. . . .				

3 Grants and Contributions Paid During the Year or Approved for Future Payment

Form **990-PF** (2012)

Enter gross amounts unless otherwise indicated		Unrelated business income		Excluded by section 512, 513, or 514		(e) Related or exempt function income (See instructions)
		(a) Business code	(b) Amount	(c) Exclusion code	(d) Amount	
1	Program service revenue					
a	_____					
b	_____					
c	_____					
d	_____					
e	_____					
f	_____					
g	Fees and contracts from government agencies					
2	Membership dues and assessments.					
3	Interest on savings and temporary cash investments			14	78	
4	Dividends and interest from securities.			14	503,788	
5	Net rental income or (loss) from real estate					
a	Debt-financed property.					
b	Not debt-financed property.					
6	Net rental income or (loss) from personal property					
7	Other investment income.			14	52,466	
8	Gain or (loss) from sales of assets other than inventory			18	-1,320	
9	Net income or (loss) from special events					
10	Gross profit or (loss) from sales of inventory.					
11	Other revenue a _____					
b	_____					
c	_____					
d	_____					
e	_____					
12	Subtotal Add columns (b), (d), and (e).		0		555,012	0
13	Total. Add line 12, columns (b), (d), and (e).			13	555,012	555,012

[illegible]

1 Did the organization directly or indirectly engage in any of the following with any other organization described in section 501(c) of the Code (other than section 501(c)(3) organizations) or in section 527, relating to political organizations?		Yes	No
a	Transfers from the reporting foundation to a noncharitable exempt organization of		
(1)	Cash.	1a(1)	No
(2)	Other assets.	1a(2)	No
b	Other transactions		
(1)	Sales of assets to a noncharitable exempt organization.	1b(1)	No
(2)	Purchases of assets from a noncharitable exempt organization.	1b(2)	No
(3)	Rental of facilities, equipment, or other assets.	1b(3)	No
(4)	Reimbursement arrangements.	1b(4)	No
(5)	Loans or loan guarantees.	1b(5)	No
(6)	Performance of services or membership or fundraising solicitations.	1b(6)	No
c	Sharing of facilities, equipment, mailing lists, other assets, or paid employees.	1c	No
d If the answer to any of the above is "Yes," complete the following schedule. Column (b) should always show the fair market value of the goods, other assets, or services given by the reporting foundation. If the foundation received less than fair market value in any transaction or sharing arrangement, show in column (d) the value of the goods, other assets, or services received.			

[illegible]

2a Is the foundation directly or indirectly affiliated with, or related to, one or more tax-exempt organizations described in section 501(c) of the Code (other than section 501(c)(3)) or in section 527? . . . ☐ Yes ☒ No

b If "Yes," complete the following schedule		
(a) Name of organization	(b) Type of organization	(c) Description of relationship

Sign Here	Under penalties of perjury, I declare that I have examined this return, including accompanying schedules and statements, and to the best of my knowledge and belief, it is true, correct, and complete. Declaration of preparer (other than taxpayer or fiduciary) is based on all information of which preparer has any knowledge.		
	<div style="border-bottom: 1px solid black; margin-bottom: 5px;">*****</div> Signature of officer or trustee	<div style="border-bottom: 1px solid black; margin-bottom: 5px;">2013-11-06</div> Date	<div style="border-bottom: 1px solid black; margin-bottom: 5px;">*****</div> Title

May the IRS discuss this return with the preparer shown below (see instr.)? ☒ **Yes** ☐ **No**

Paid Preparer Use Only	Print/Type preparer's name	Preparer's Signature	Date	Check if self-employed <input checked="checked" type="checkbox"/>	PTIN P00265411
	DENNIS D GALYON	DENNIS D GALYON			
	Firm's name <input type="checkbox"/>	ENGELBACH ROBERTS & CO PLLC		Firm's EIN <input type="checkbox"/> 73-1049855	
		4000 CLASSEN CTR STE 100C			
	Firm's address <input type="checkbox"/>	OKLAHOMA CITY, OK 73118		Phone no (405) 528-4000	

Form 990PF Part IV - Capital Gains and Losses for Tax on Investment Income - Columns a - d

(a) List and describe the kind(s) of property sold (e g , real estate, 2-story brick warehouse, or common stock, 200 shs MLC Co)	(b) How acquired P—Purchase D—Donation	(c) Date acquired (mo , day, yr)	(d) Date sold (mo , day, yr)
VERIZON COMMUNICATIONS INC 2% DUE 11/01/2016	P	2011-11-07	2012-06-06
ARCHER DANIELS 5 45% DUE 03/15/2018	P	2009-12-18	2012-06-06
DELL INC 2 3% DUE 09/10/2015	P	2011-02-18	2012-06-06
GE 4 75% DUE 09/15/2014	P	2009-12-18	2012-12-20
PEPSICO INC 5% DUE 06/01/2018	P	2009-06-05	2012-06-06
WYETH 5 25% DUE 3/15/2013	P	2009-12-21	2012-12-26
CHARLES SCHWAB 4 95% DUE 6/14/2014	P	2009-12-21	2012-06-06
OVERSEAS SHIPHOLDING GROUP 2200 SHS	P	2011-02-08	2012-10-22
OVERSEAS SHIPHOLDING GROUP 3000 SHS	P	2011-04-21	2012-10-22
OVERSEAS SHIPHOLDING GROUP 4200 SHS	P	2011-08-05	2012-10-22
ALCOA INC COM STK 3180 SHS	P	1992-10-07	2012-01-12
ALCOA INC COM STK 5300 SHS	P	1993-09-21	2012-01-12
BERKSHIRE HATHAWAY NEW 500 SHS	P	2007-07-16	2012-04-13
BOEING CO 300 SHS	P	2001-09-19	2012-04-11
DIAMOND OFFSHORE DRILLING 1500 SHS	P	1998-12-22	2012-06-11
FIBREK INC 19000 SHS	P	2006-01-27	2012-05-15
MERCK & CO NEW 500 SHS	P	2004-09-30	2012-05-30
NORTHROP GRUMMAN CORP 500 SHS	P	2001-04-06	2012-06-11
OVERSEAS SHIPHOLDING GROUP 1500 SHS	P	2010-11-17	2012-10-22
PFIZER INC 2000 SHS	P	2007-07-31	2012-01-12
PFIZER INC 100 SHS	P	2007-07-31	2012-10-22
PFIZER INC 1900 SHS	P	2008-01-02	2012-10-22
SEAGATE TECHNOLOGY PLC 1700 SHS	P	2008-09-16	2012-01-12
SEAGATE TECHNOLOGY PLC 1300 SHS	P	2008-11-05	2012-01-12
SEAGATE TECHNOLOGY PLC 1000 SHS	P	2008-11-05	2012-02-10
SEAGATE TECHNOLOGY PLC 700 SHS	P	2008-11-05	2012-03-13
SEAGATE TECHNOLOGY PLC 1300 SHS	P	2008-11-05	2012-04-11
SEAGATE TECHNOLOGY PLC 1000 SHS	P	2008-11-05	2012-07-26
SEAGATE TECHNOLOGY PLC 200 SHS	P	2008-11-05	2012-08-09
SEAGATE TECHNOLOGY PLC 2800 SHS	P	2008-11-05	2012-09-27

Form 990PF Part IV - Capital Gains and Losses for Tax on Investment Income - Columns a - d

(a) List and describe the kind(s) of property sold (e g , real estate, 2-story brick warehouse, or common stock, 200 shs MLC Co)	(b) How acquired P—Purchase D—Donation	(c) Date acquired (mo , day, yr)	(d) Date sold (mo , day, yr)
WEYERHAEUSER COMPANY 1000 SHS	P	1988-09-02	2012-04-11
HARBOR INTERNATIONAL 511 997 SHS	P	2005-05-23	2012-01-12
HARBOR INTERNATIONAL 4 338 SHS	P	2005-05-23	2012-02-01
HARBOR INTERNATIONAL 368 284 SHS	P	2005-05-23	2012-04-11
HARBOR INTERNATIONAL 4 21 SHS	P	2005-05-23	2012-05-02
HARBOR INTERNATIONAL 342 427 SHS	P	2005-05-23	2012-06-11
HARBOR INTERNATIONAL 44 SHS	P	2005-05-23	2012-09-04
HARBOR INTERNATIONAL 250 083 SHS	P	2005-05-23	2012-10-22
INVESCO INTERNATIONAL GROWTH RS 1050 89 SHS	P	2009-06-15	2012-01-12
INVESCO INTERNATIONAL GROWTH RS 319 927 SHS	P	2009-06-15	2012-04-11
INVESCO INTERNATIONAL GROWTH RS 856 582 SHS	P	2009-06-15	2012-06-11
INVESCO INTERNATIONAL GROWTH RS 8 735 SHS	P	2009-06-15	2012-10-01
INVESCO INTERNATIONAL GROWTH RS 522 648 SHS	P	2009-06-15	2012-10-22
BEST BUY COMPANY 1000 SHS	P	2012-08-22	2012-08-23
CRAY INC 1000 SHS	P	2011-11-17	2012-03-01
CUMMINS INC 300 SHS	P	2012-09-28	2012-11-01
HEICO CORP 1000 SHS	P	2012-06-28	2012-12-11
HELEN OF TROY LIMITED 800 SHS	P	2012-04-30	2012-07-10
JUST ENERGY GROUP INC 3000 SHS	P	2011-12-01	2012-11-30
KODIAK OIL & GAS CORP 6000 SHS	P	2011-12-01	2012-09-20
M&T BANK CORP 400 SHS	P	2012-06-15	2012-09-11
M&T BANK CORP 200 SHS	P	2012-06-18	2012-09-11
METRO HEALTH NETWORKS INC 2500 SHS	P	2012-10-16	2012-12-26
METRO HEALTH NETWORKS INC 1500 SHS	P	2012-10-18	2012-12-26
NAVISTAR INTERNATIONAL CORP 500SHS	P	2012-06-29	2012-09-11
POLARIS INDUSTRIES INC 500 SHS	P	2012-06-15	2012-09-06
POLARIS INDUSTRIES INC 500 SHS	P	2012-06-29	2012-09-06
SUPERIOR ENERGY SERVICES INC 1500 SHS	P	2012-03-19	2012-06-28
WELLS FARGO COMPANY 1000 SHS	P	2012-09-14	2012-10-09
CME GROUP INC 1000 SHS	P	2009-10-21	2012-12-11

Form 990PF Part IV - Capital Gains and Losses for Tax on Investment Income - Columns a - d

(a) List and describe the kind(s) of property sold (e g , real estate, 2-story brick warehouse, or common stock, 200 shs MLC Co)	(b) How acquired P—Purchase D—Donation	(c) Date acquired (mo , day, yr)	(d) Date sold (mo , day, yr)
GENERAL ELECTRIC 1000 SHS	P	2008-09-16	2012-10-19
GENERAL ELECTRIC 1000 SHS	P	2008-11-12	2012-10-19
GENERAL ELECTRIC 1000 SHS	P	2009-11-25	2012-10-19
PACCAR INC 1000 SHS	P	2007-11-15	2012-12-11
PACCAR INC 500 SHS	P	2007-11-27	2012-12-11
3M COMPANY 1000 SHS	P	2005-02-15	2012-05-25
ABOVENET 1000 SHS	P	2009-12-18	2012-07-05
AIR PRODUCTS AND CHENICALS INC 600 SHS	P	2007-11-16	2012-04-24
AIR PRODUCTS AND CHENICALS INC 400 SHS	P	2007-11-26	2012-04-24
APACHE CORP 46 SHS	P	2002-05-08	2012-05-23
APACHE CORP 454 SHS	P	2002-05-09	2012-05-23
AUTOLIV INC 1000 SHS	P	2010-05-21	2012-08-10
AUTOLIV INC 500 SHS	P	2010-06-03	2012-08-10
BECTON DICKINSON % CO 500 SHS	P	2008-11-25	2012-05-25
BEST BUY COMPANY 1300 SHS	P	2010-03-25	2012-05-21
BOISE INC 7000 SHS	P	2010-11-10	2012-06-29
HALIBURTON CO 1500 SHS	P	2010-11-10	2012-06-13
HEWLETT PACKARD 2000 SHS	P	2008-05-13	2012-06-18
MEDNAX INC 1500 SHS	P	2007-09-10	2012-05-21
REGAL BELOIT CORP 1000 SHS	P	2010-11-30	2012-05-21
TEVA PHARMACEUTICAL SP ADR 1000 SHS	P	2003-10-23	2012-05-23
WEBSTER FINANCIAL CORP 1000 SHS	P	2004-12-09	2012-05-21
WEBSTER FINANCIAL CORP 1000 SHS	P	2005-03-11	2012-05-21
WEBSTER FINANCIAL CORP 1000 SHS	P	2009-11-25	2012-05-21
BROOKFIELD RESIDENTIAL PROP 26 SHS	P	2011-07-20	2012-01-13
BROOKFIELD RESIDENTIAL PROP 249 SHS	P	2011-07-21	2012-01-13
CAL DIVE INTL 47 SHS	P	2012-03-08	2012-09-07
CAL DIVE INTL 8 SHS	P	2012-03-08	2012-09-10
CAL DIVE INTL 120 SHS	P	2012-03-22	2012-09-10
CAL DIVE INTL 88 SHS	P	2012-03-22	2012-09-11

Form 990PF Part IV - Capital Gains and Losses for Tax on Investment Income - Columns a - d

(a) List and describe the kind(s) of property sold (e g , real estate, 2-story brick warehouse, or common stock, 200 shs MLC Co)	(b) How acquired P—Purchase D—Donation	(c) Date acquired (mo , day, yr)	(d) Date sold (mo , day, yr)
CAL DIVE INTL 58 SHS	P	2012-03-28	2012-09-11
CAL DIVE INTL 26 SHS	P	2012-03-28	2012-09-12
CAL DIVE INTL 84 SHS	P	2012-04-04	2012-09-12
CAL DIVE INTL 65 SHS	P	2012-04-04	2012-09-13
CAL DIVE INTL 256 SHS	P	2012-04-09	2012-09-13
CAL DIVE INTL 33 SHS	P	2012-04-09	2012-09-14
CAL DIVE INTL 101 SHS	P	2012-04-10	2012-09-14
CAL DIVE INTL 72 SHS	P	2012-04-20	2012-09-14
CAL DIVE INTL 29 SHS	P	2012-04-24	2012-09-14
CAL DIVE INTL 30 SHS	P	2012-04-25	2012-09-14
CAL DIVE INTL 101 SHS	P	2012-04-27	2012-09-14
CAL DIVE INTL 61 SHS	P	2012-04-30	2012-09-14
CAL DIVE INTL 26 SHS	P	2012-04-30	2012-09-17
CAL DIVE INTL 5 SHS	P	2012-05-01	2012-09-17
CAL DIVE INTL 106 SHS	P	2012-05-01	2012-09-18
CAL DIVE INTL 323 SHS	P	2012-05-01	2012-10-31
CAL DIVE INTL 116 SHS	P	2012-05-01	2012-11-01
CAL DIVE INTL 246 SHS	P	2012-05-02	2012-11-01
CAL DIVE INTL 310 SHS	P	2012-05-03	2012-11-01
CAL DIVE INTL 275 SHS	P	2012-05-04	2012-11-01
CAL DIVE INTL 89 SHS	P	2012-05-07	2012-11-01
CAL DIVE INTL 763 SHS	P	2012-07-13	2012-11-01
CAL DIVE INTL 99 SHS	P	2012-07-16	2012-11-01
CAL DIVE INTL 268 SHS	P	2012-07-16	2012-11-01
CAL DIVE INTL 495 SHS	P	2012-07-17	2012-11-01
CASCADE CORP 25 SHS	P	2011-08-19	2012-06-11
EQUITY LIFESTYLE PROP 25 SHS	P	2011-06-10	2012-04-12
FAIR ISAAC CORP 23 SHS	P	2012-03-09	2012-06-11
FAIR ISAAC CORP 2 SHS	P	2012-03-21	2012-06-11
HEALTHWAYS INC 30 SHS	P	2011-10-03	2012-04-12

Form 990PF Part IV - Capital Gains and Losses for Tax on Investment Income - Columns a - d

(a) List and describe the kind(s) of property sold (e g , real estate, 2-story brick warehouse, or common stock, 200 shs MLC Co)	(b) How acquired P—Purchase D—Donation	(c) Date acquired (mo , day, yr)	(d) Date sold (mo , day, yr)
HEALTHWAYS INC 68 SHS	P	2011-10-03	2012-04-16
HEALTHWAYS INC 33 SHS	P	2011-10-03	2012-04-17
HEALTHWAYS INC 8 SHS	P	2011-10-04	2012-04-17
HEALTHWAYS INC 29 SHS	P	2011-10-04	2012-04-20
HEALTHWAYS INC 14 SHS	P	2011-10-04	2012-04-24
HEALTHWAYS INC 6 SHS	P	2011-10-05	2012-04-24
HEALTHWAYS INC 6 SHS	P	2011-10-05	2012-04-25
HEALTHWAYS INC 7 SHS	P	2011-10-20	2012-04-25
HEALTHWAYS INC 7 SHS	P	2011-11-15	2012-04-25
HEALTHWAYS INC 17 SHS	P	2011-11-16	2012-04-25
HILL ROM CO 25 SHS	P	2011-09-08	2012-06-11
LTC PROPERTIES INC 56 SHS	P	2011-03-23	2012-01-12
LTC PROPERTIES INC 67 SHS	P	2011-03-23	2012-01-13
LTC PROPERTIES INC 12 SHS	P	2011-03-23	2012-01-17
LTC PROPERTIES INC 12 SHS	P	2011-03-23	2012-01-18
LTC PROPERTIES INC 28 SHS	P	2011-03-23	2012-01-19
LTC PROPERTIES INC 17 SHS	P	2011-03-23	2012-01-23
LTC PROPERTIES INC 25 SHS	P	2011-03-23	2012-01-25
LTC PROPERTIES INC 19 SHS	P	2011-03-23	2012-01-26
LTC PROPERTIES INC 7 SHS	P	2011-03-23	2012-01-30
LTC PROPERTIES INC 12 SHS	P	2011-03-23	2012-01-31
LTC PROPERTIES INC 14 SHS	P	2011-03-23	2012-02-01
LTC PROPERTIES INC 6 SHS	P	2011-03-23	2012-02-02
OMEGA HEALTH CARE INVESTORS INC 100 SHS	P	2011-08-11	2012-06-11
PAR PHARMACEUTIAL COS INC 34 SHS	P	2011-08-19	2012-01-13
PAR PHARMACEUTIAL COS INC 16 SHS	P	2011-08-22	2012-01-13
PEP BOYS 61 SHS	P	2011-05-09	2012-04-12
PEP BOYS 64 SHS	P	2011-05-06	2012-04-12
PLANTRONICS INC 25 SHS	P	2012-05-03	2012-06-11
TOMPKINS FINANCIAL CORP 25 SHS	P	2012-03-29	2012-06-11

Form 990PF Part IV - Capital Gains and Losses for Tax on Investment Income - Columns a - d

(a) List and describe the kind(s) of property sold (e g , real estate, 2-story brick warehouse, or common stock, 200 shs MLC Co)	(b) How acquired P—Purchase D—Donation	(c) Date acquired (mo , day, yr)	(d) Date sold (mo , day, yr)
TWO HARBORS INVESTMENT CORP 75 SHS	P	2011-07-15	2012-06-11
US AIRWAYS GROUP INC 108 SHS	P	2011-06-16	2012-05-04
US AIRWAYS GROUP INC 535 SHS	P	2011-06-15	2012-05-04
US AIRWAYS GROUP INC 332 SHS	P	2011-06-16	2012-05-07
US AIRWAYS GROUP INC 350 SHS	P	2011-06-16	2012-06-11
BBCN BANCORP INC 105 1605 SHS	P	2011-01-20	2012-01-13
BBCN BANCORP INC 62 44 SHS	P	2011-01-21	2012-01-13
BBCN BANCORP INC 32 3995 SHS	P	2011-01-28	2012-01-13
CYS INVESTMENTS 125 SHS	P	2011-09-01	2012-06-11
AIR METHODS CORP 8 SHS	P	2008-06-13	2012-11-29
BLACK BOX CORP 18 SHS	P	2011-05-03	2012-08-21
BLACK BOX CORP 42 SHS	P	2011-05-03	2012-08-22
BLACK BOX CORP 30 SHS	P	2011-05-13	2012-08-22
BLACK BOX CORP 10 SHS	P	2011-05-20	2012-08-22
BLACK BOX CORP 11 SHS	P	2011-05-20	2012-08-27
BLACK BOX CORP 7 SHS	P	2011-05-20	2012-08-28
BLACK BOX CORP 11 SHS	P	2011-05-20	2012-08-29
BLACK BOX CORP 3 SHS	P	2011-05-20	2012-08-31
BLACK BOX CORP 10 SHS	P	2011-05-20	2012-09-04
BLACK BOX CORP 1 SHS	P	2011-05-23	2012-09-04
BLACK BOX CORP 35 SHS	P	2011-05-23	2012-09-06
BLACK BOX CORP 7 SHS	P	2011-05-23	2012-09-07
BLACK BOX CORP 9 SHS	P	2011-05-23	2012-09-11
BLACK BOX CORP 9 SHS	P	2011-05-24	2012-09-11
BLACK BOX CORP 17 SHS	P	2011-06-30	2012-09-11
BLACK BOX CORP 3 SHS	P	2011-07-18	2012-09-11
BLACK BOX CORP 3 SHS	P	2011-07-18	2012-09-12
BLACK BOX CORP 6 SHS	P	2011-07-18	2012-09-13
BLACK BOX CORP 7 SHS	P	2011-07-27	2012-09-13
BLACK BOX CORP 11 SHS	P	2011-07-27	2012-09-14

Form 990PF Part IV - Capital Gains and Losses for Tax on Investment Income - Columns a - d

(a) List and describe the kind(s) of property sold (e g , real estate, 2-story brick warehouse, or common stock, 200 shs MLC Co)	(b) How acquired P—Purchase D—Donation	(c) Date acquired (mo , day, yr)	(d) Date sold (mo , day, yr)
CASCADE CORP 7 SHS	P	2011-08-19	2012-10-31
CASCADE CORP 1 SHS	P	2011-08-22	2012-10-31
CASCADE CORP 8 SHS	P	2011-08-22	2012-11-05
CASCADE CORP 20 SHS	P	2011-08-25	2012-11-05
CASCADE CORP 30 SHS	P	2011-08-25	2012-11-06
CASCADE CORP 3 SHS	P	2011-08-25	2012-11-09
CASCADE CORP 7 SHS	P	2011-08-25	2012-11-20
CASCADE CORP 6 SHS	P	2011-08-25	2012-11-21
HEALTHWAYS INC 14 SHS	P	2011-02-18	2012-03-07
HEALTHWAYS INC 38 SHS	P	2011-02-18	2012-03-08
HEALTHWAYS INC 21 SHS	P	2011-02-18	2012-03-09
HEALTHWAYS INC 30 SHS	P	2011-02-22	2012-03-09
HEALTHWAYS INC 33 SHS	P	2011-02-22	2012-03-14
HEALTHWAYS INC 95 SHS	P	2011-02-22	2012-03-15
HEALTHWAYS INC 12 SHS	P	2011-02-23	2012-03-15
HEALTHWAYS INC 107 SHS	P	2011-02-23	2012-03-16
HEALTHWAYS INC 7 SHS	P	2011-02-23	2012-03-19
HEALTHWAYS INC 126 SHS	P	2011-02-24	2012-03-19
HEALTHWAYS INC 76 SHS	P	2011-02-24	2012-03-26
HEALTHWAYS INC 20 SHS	P	2011-02-24	2012-03-29
HEALTHWAYS INC 13 SHS	P	2011-02-24	2012-03-30
HEALTHWAYS INC 47 SHS	P	2011-02-24	2012-04-02
HEALTHWAYS INC 16 SHS	P	2011-02-24	2012-04-11
HEALTHWAYS INC 45 SHS	P	2011-02-24	2012-04-12
LTC PROPERTIES INC 50 SHS	P	2011-03-23	2012-06-11
LTC PROPERTIES INC 41 SHS	P	2011-03-23	2012-06-14
LTC PROPERTIES INC 42 SHS	P	2011-03-23	2012-06-15
LTC PROPERTIES INC 17 SHS	P	2011-03-23	2012-06-18
PAR PHARMACEUTIAL COS INC 31 SHS	P	2011-08-22	2012-10-03
PAR PHARMACEUTIAL COS INC 47 SHS	P	2011-08-25	2012-10-03

Form 990PF Part IV - Capital Gains and Losses for Tax on Investment Income - Columns a - d

(a) List and describe the kind(s) of property sold (e g , real estate, 2-story brick warehouse, or common stock, 200 shs MLC Co)	(b) How acquired P—Purchase D—Donation	(c) Date acquired (mo , day, yr)	(d) Date sold (mo , day, yr)
PAR PHARMACEUTIAL COS INC 37 SHS	P	2011-08-26	2012-10-03
PAR PHARMACEUTIAL COS INC 69 SHS	P	2011-09-02	2012-10-03
PAR PHARMACEUTIAL COS INC 8 SHS	P	2011-09-06	2012-10-03
PAR PHARMACEUTIAL COS INC 158 SHS	P	2011-09-21	2012-10-03
PEP BOYS 3 SHS	P	2011-05-09	2012-06-11
PEP BOYS 66 SHS	P	2011-05-11	2012-06-11
PEP BOYS 56 SHS	P	2011-05-16	2012-06-11
REGIS CORP 82 SHS	P	2011-03-11	2012-06-11
REGIS CORP 43 SHS	P	2011-03-14	2012-06-11
TWO HARBORS INVESTMENT CORP 40 SHS	P	2011-07-15	2012-08-07
TWO HARBORS INVESTMENT CORP 34 SHS	P	2011-07-15	2012-08-07
TWO HARBORS INVESTMENT CORP 163 SHS	P	2011-07-15	2012-08-07
TWO HARBORS INVESTMENT CORP 433 SHS	P	2011-07-15	2012-08-08
TWO HARBORS INVESTMENT CORP 346 SHS	P	2011-07-27	2012-08-08
TWO HARBORS INVESTMENT CORP 12 SHS	P	2011-07-28	2012-08-08
TWO HARBORS INVESTMENT CORP 300 SHS	P	2011-07-28	2012-08-09
TWO HARBORS INVESTMENT CORP 77 SHS	P	2011-07-29	2012-08-09
TWO HARBORS INVESTMENT CORP 120 SHS	P	2011-07-29	2012-08-10
VALASSIS COMMUNICATIONS INC 2 SHS	P	2011-03-29	2012-06-11
VALASSIS COMMUNICATIONS INC 15 SHS	P	2011-03-30	2012-06-11
VALASSIS COMMUNICATIONS INC 33 SHS	P	2011-04-08	2012-06-11
VALLEY NATL BANCORP 81 75 SHS	P	2011-05-06	2012-06-19
VALLEY NATL BANCORP 148 2 SHS	P	2011-05-06	2012-06-20
VALLEY NATL BANCORP 41 8 SHS	P	2011-05-11	2012-06-20
VALLEY NATL BANCORP 38 SHS	P	2011-05-11	2012-10-26
VALLEY NATL BANCORP 19 SHS	P	2011-05-12	2012-10-26
VALLEY NATL BANCORP 18 SHS	P	2011-05-12	2012-11-01
VALLEY NATL BANCORP 50 15 SHS	P	2011-05-12	2012-11-01
VALLEY NATL BANCORP 136 5 SHS	P	2011-05-13	2012-11-01
VALLEY NATL BANCORP 2 35 SHS	P	2011-05-16	2012-11-01

Form 990PF Part IV - Capital Gains and Losses for Tax on Investment Income - Columns a - d

(a) List and describe the kind(s) of property sold (e g , real estate, 2-story brick warehouse, or common stock, 200 shs MLC Co)	(b) How acquired P—Purchase D—Donation	(c) Date acquired (mo , day, yr)	(d) Date sold (mo , day, yr)
VALLEY NATL BANCORP 32 SHS	P	2011-05-16	2012-11-05
VALLEY NATL BANCORP 32 SHS	P	2011-05-16	2012-11-06
VALLEY NATL BANCORP 52 3 SHS	P	2011-05-16	2012-11-19
VALLEY NATL BANCORP 100 7 SHS	P	2011-05-23	2012-11-19
VALLEY NATL BANCORP 109 SHS	P	2011-05-23	2012-11-20
VALLEY NATL BANCORP 37 SHS	P	2011-05-23	2012-11-26
VALLEY NATL BANCORP 36 8 SHS	P	2011-05-23	2012-11-26
VALLEY NATL BANCORP 45 2 SHS	P	2011-05-24	2012-11-26
VALLEY NATL BANCORP 43 SHS	P	2011-05-24	2012-11-28
AARON'S INC 75 SHS	P	2007-07-25	2012-06-11
AFC ENTERPRISES 100 SHS	P	2005-03-11	2012-06-11
AFC ENTERPRISES 100 SHS	P	2008-10-31	2012-06-11
AIR METHODS CORP 25 SHS	P	2008-06-13	2012-04-12
AIR METHODS CORP 25 SHS	P	2008-06-13	2012-06-11
AIR METHODS CORP 9 SHS	P	2008-06-13	2012-11-14
AIR METHODS CORP 9 SHS	P	2011-06-13	2012-11-19
AIR METHODS CORP 2 SHS	P	2008-06-13	2012-11-20
AIR METHODS CORP 2 SHS	P	2008-06-13	2012-11-21
AIR METHODS CORP 12 SHS	P	2008-06-13	2012-11-26
AIR METHODS CORP 8 SHS	P	2008-06-13	2012-12-04
ALEXANDRIA REAL ESTATE 5 SHS	P	2005-09-20	2012-03-14
ALEXANDRIA REAL ESTATE 21 SHS	P	2005-09-20	2012-03-15
ALEXANDRIA REAL ESTATE 36 SHS	P	2005-09-20	2012-03-16
ALTERRA CAPITAL HOLDINGS LTD 75 SHS	P	2007-06-25	2012-06-11
APTARGROUP INC 100 SHS	P	2004-07-27	2012-04-12
APTARGROUP INC 52 SHS	P	2004-07-27	2012-05-08
APTARGROUP INC 35 SHS	P	2004-07-27	2012-05-15
APTARGROUP INC 58 SHS	P	2004-07-27	2012-05-16
APTARGROUP INC 55 SHS	P	2004-07-27	2012-05-17
APTARGROUP INC 3 SHS	P	2007-07-05	2012-05-17

Form 990PF Part IV - Capital Gains and Losses for Tax on Investment Income - Columns a - d

(a) List and describe the kind(s) of property sold (e g , real estate, 2-story brick warehouse, or common stock, 200 shs MLC Co)	(b) How acquired P—Purchase D—Donation	(c) Date acquired (mo , day, yr)	(d) Date sold (mo , day, yr)
APTARGROUP INC 53 SHS	P	2007-07-05	2012-05-18
APTARGROUP INC 44 SHS	P	2007-07-05	2012-05-21
APTARGROUP INC 15 SHS	P	2007-07-06	2012-05-21
APTARGROUP INC 59 SHS	P	2007-07-06	2012-05-22
APTARGROUP INC 26 SHS	P	2007-07-06	2012-05-23
APTARGROUP INC 33 SHS	P	2007-07-10	2012-05-23
APTARGROUP INC 59 SHS	P	2007-07-10	2012-05-24
APTARGROUP INC 8 SHS	P	2007-07-10	2012-05-25
APTARGROUP INC 25 SHS	P	2007-07-19	2012-05-25
APTARGROUP INC 59 SHS	P	2007-07-19	2012-05-29
APTARGROUP INC 16 SHS	P	2007-07-19	2012-05-30
APTARGROUP INC 42 SHS	P	2007-07-24	2012-05-30
APTARGROUP INC 58 SHS	P	2007-07-24	2012-05-31
ARGO GROUP INTERNATIONAL 10 22 SHS	P	2007-03-16	2012-01-13
ARGO GROUP INTERNATIONAL 6 484 SHS	P	2007-06-18	2012-01-13
ARGO GROUP INTERNATIONAL 32 42 SHS	P	2007-06-22	2012-01-13
ARGO GROUP INTERNATIONAL 25 876 SHS	P	2007-06-27	2012-01-13
ARGO GROUP INTERNATIONAL 38 964 SHS	P	2007-06-27	2012-06-11
ARGO GROUP INTERNATIONAL 36 036 SHS	P	2007-06-29	2012-06-11
ASPEN INSURANCE HOLDINGS 100 SHS	P	2007-09-12	2012-04-12
BANK OF HAWAII CORP 50 SHS	P	2007-11-12	2012-01-13
BANK OF HAWAII CORP 22 SHS	P	2007-11-15	2012-08-08
BANK OF HAWAII CORP 31 SHS	P	2007-11-15	2012-08-10
BANK OF HAWAII CORP 40 SHS	P	2007-11-15	2012-08-11
BANK OF HAWAII CORP 7 SHS	P	2007-11-15	2012-08-14
BANK OF HAWAII CORP 9 SHS	P	2007-11-19	2012-08-14
BANK OF HAWAII CORP 66 SHS	P	2007-11-19	2012-08-15
BANK OF HAWAII CORP 25 SHS	P	2008-10-27	2012-08-15
BANK OF HAWAII CORP 75 SHS	P	2009-01-26	2012-08-15
BANK OF HAWAII CORP 30 SHS	P	2010-11-12	2012-08-15

Form 990PF Part IV - Capital Gains and Losses for Tax on Investment Income - Columns a - d

(a) List and describe the kind(s) of property sold (e g , real estate, 2-story brick warehouse, or common stock, 200 shs MLC Co)	(b) How acquired P—Purchase D—Donation	(c) Date acquired (mo , day, yr)	(d) Date sold (mo , day, yr)
BANK OF HAWAII CORP 62 SHS	P	2010-11-17	2012-08-15
BANK OF HAWAII CORP 31 SHS	P	2010-11-18	2012-08-15
BANK OF HAWAII CORP 9 SHS	P	2010-11-22	2012-08-15
BANK OF HAWAII CORP 6 SHS	P	2010-11-23	2012-08-15
BANK OF HAWAII CORP 12 SHS	P	2010-11-29	2012-08-15
BEL FUSE INC-CL B 75 SHS	P	2001-09-04	2012-06-11
BELDEN CDT INC 25 SHS	P	2004-05-05	2012-06-11
BERRY PETROLEUM 5 SHS	P	2010-05-17	2012-01-13
BERRY PETROLEUM 39 SHS	P	2010-05-18	2012-01-13
BERRY PETROLEUM 6 SHS	P	2010-05-19	2012-01-13
BIOMED REIT 44 SHS	P	2010-01-11	2012-06-11
BIOMED REIT 31 SHS	P	2010-01-12	2012-06-11
BLACK BOX CORP 60 SHS	P	2007-05-31	2012-06-11
BLACK BOX CORP 65 SHS	P	2007-06-01	2012-06-11
BLACK BOX CORP 16 SHS	P	2007-06-01	2012-06-22
BLACK BOX CORP 10 SHS	P	2007-06-01	2012-06-25
BLACK BOX CORP 23 SHS	P	2007-06-01	2012-06-26
BLACK BOX CORP 23 SHS	P	2007-06-01	2012-06-27
BLACK BOX CORP 3 SHS	P	2007-06-01	2012-06-29
BLACK BOX CORP 18 SHS	P	2007-11-08	2012-06-29
BLACK BOX CORP 7 SHS	P	2007-11-08	2012-07-02
BLACK BOX CORP 17 SHS	P	2007-11-08	2012-07-19
BLACK BOX CORP 11 SHS	P	2007-11-08	2012-08-14
BLACK BOX CORP 15 SHS	P	2007-11-08	2012-08-15
BLACK BOX CORP 10 SHS	P	2007-11-08	2012-08-17
BLACK BOX CORP 19 SHS	P	2007-11-08	2012-08-20
BLACK BOX CORP 5 SHS	P	2007-11-09	2012-08-20
BLACK BOX CORP 23 SHS	P	2007-11-09	2012-08-21
CABOT CORP 25 SHS	P	2004-01-21	2012-01-13
CABOT CORP 41 SHS	P	2009-12-28	2012-01-13

Form 990PF Part IV - Capital Gains and Losses for Tax on Investment Income - Columns a - d

(a) List and describe the kind(s) of property sold (e g , real estate, 2-story brick warehouse, or common stock, 200 shs MLC Co)	(b) How acquired P—Purchase D—Donation	(c) Date acquired (mo , day, yr)	(d) Date sold (mo , day, yr)
CABOT CORP 9 SHS	P	2009-12-29	2012-01-13
CABOT CORP 58 SHS	P	2009-12-29	2012-11-06
CABOT CORP 3 SHS	P	2009-12-29	2012-11-07
CABOT CORP 8 SHS	P	2009-12-29	2012-11-13
CABOT CORP 32 SHS	P	2009-12-29	2012-11-21
CABOT CORP 30 SHS	P	2009-12-29	2012-11-23
CABOT CORP 44 SHS	P	2009-12-29	2012-11-27
CACI INTERNATIONAL CL A 23 SHS	P	2007-02-27	2012-06-11
CACI INTERNATIONAL CL A 2 SHS	P	2007-02-28	2012-06-11
CAMBREX CORP 100 SHS	P	2005-05-26	2012-06-11
CAMPUS CREST COMMUNITIES 40 SHS	P	2010-10-13	2012-06-15
CAMPUS CREST COMMUNITIES 39 SHS	P	2010-10-13	2012-06-18
CAMPUS CREST COMMUNITIES 57 SHS	P	2010-10-13	2012-06-19
CAMPUS CREST COMMUNITIES 57 SHS	P	2010-10-13	2012-06-20
CAMPUS CREST COMMUNITIES 9 SHS	P	2010-10-13	2012-06-21
CAMPUS CREST COMMUNITIES 39 SHS	P	2010-10-13	2012-07-20
CAMPUS CREST COMMUNITIES 33 SHS	P	2010-10-13	2012-07-24
CAMPUS CREST COMMUNITIES 51 SHS	P	2010-10-13	2012-07-26
CAMPUS CREST COMMUNITIES 26 SHS	P	2010-10-13	2012-07-31
CAMPUS CREST COMMUNITIES 129 SHS	P	2010-10-13	2012-08-03
CAMPUS CREST COMMUNITIES 9 SHS	P	2010-10-13	2012-08-22
CAMPUS CREST COMMUNITIES 9 SHS	P	2010-10-13	2012-08-23
CAMPUS CREST COMMUNITIES 180 SHS	P	2010-10-13	2012-08-31
CATHAY GENERAL BANCORP 57 SHS	P	2010-12-07	2012-04-12
CATHAY GENERAL BANCORP 68 SHS	P	2010-12-06	2012-04-12
CEC ENTERTAINMENT INC 25 SHS	P	2007-05-03	2012-04-12
CEC ENTERTAINMENT INC 25 SHS	P	2007-10-19	2012-04-12
CEC ENTERTAINMENT INC 25 SHS	P	2007-10-19	2012-06-11
CHICAGO BRIDGE & IRON-NY 54 SHS	P	2008-10-24	2012-01-13
CHICAGO BRIDGE & IRON-NY 46 SHS	P	2008-10-27	2012-01-13

Form 990PF Part IV - Capital Gains and Losses for Tax on Investment Income - Columns a - d

(a) List and describe the kind(s) of property sold (e g , real estate, 2-story brick warehouse, or common stock, 200 shs MLC Co)	(b) How acquired P—Purchase D—Donation	(c) Date acquired (mo , day, yr)	(d) Date sold (mo , day, yr)
CHICO'S FAS INC 132 SHS	P	2008-10-14	2012-11-21
CHICO'S FAS INC 18 SHS	P	2008-10-14	2012-11-23
CHICO'S FAS INC 47 SHS	P	2008-10-15	2012-11-23
CIBER INC 58 SHS	P	2003-11-25	2012-01-11
CIBER INC 14 SHS	P	2003-11-25	2012-01-23
CIBER INC 29 SHS	P	2005-12-12	2012-01-23
CIBER INC 15 SHS	P	2005-12-13	2012-01-23
CIBER INC 9 SHS	P	2005-12-13	2012-01-24
CIBER INC 49 SHS	P	2005-12-15	2012-01-24
CIBER INC 8 SHS	P	2005-12-15	2012-01-27
CIBER INC 25 SHS	P	2005-12-20	2012-01-27
CIBER INC 11 SHS	P	2005-12-22	2012-01-27
CIBER INC 17 SHS	P	2005-12-22	2012-01-30
CIBER INC 20 SHS	P	2005-12-28	2012-01-30
CIBER INC 9 SHS	P	2005-12-28	2012-01-31
CIBER INC 6 SHS	P	2005-12-30	2012-01-31
CIBER INC 22 SHS	P	2006-01-04	2012-01-31
CIBER INC 5 SHS	P	2006-01-04	2012-02-01
CIBER INC 25 SHS	P	2006-01-27	2012-02-01
COMSTOCK RESOURCES INC 44 SHS	P	2010-11-23	2012-06-11
COMSTOCK RESOURCES INC 6 SHS	P	2010-11-30	2012-06-11
CONVERGYS 11 SHS	P	2009-10-23	2012-06-11
CONVERGYS 189 SHS	P	2009-10-26	2012-06-11
CONVERGYS 34 SHS	P	2009-10-26	2012-11-01
CONVERGYS 16 SHS	P	2009-10-27	2012-11-01
CONVERGYS 57 SHS	P	2009-10-27	2012-11-05
CONVERGYS 10 SHS	P	2009-10-27	2012-11-08
CONVERGYS 23 SHS	P	2009-10-28	2012-11-08
CONVERGYS 8 SHS	P	2009-10-28	2012-11-15
COVANCE INC 50 SHS	P	2008-12-01	2012-06-11

Form 990PF Part IV - Capital Gains and Losses for Tax on Investment Income - Columns a - d

(a) List and describe the kind(s) of property sold (e g , real estate, 2-story brick warehouse, or common stock, 200 shs MLC Co)	(b) How acquired P—Purchase D—Donation	(c) Date acquired (mo , day, yr)	(d) Date sold (mo , day, yr)
CVB FINANCIAL 200 SHS	P	2009-07-21	2012-04-12
DANA HOLDING CORP 245 SHS	P	2010-05-25	2012-01-13
DANA HOLDING CORP 80 SHS	P	2010-06-07	2012-01-13
DELPHI FINANCIAL GROUP CL A 89 SHS	P	2008-04-23	2012-01-12
DELPHI FINANCIAL GROUP CL A 11 SHS	P	2008-04-23	2012-01-13
DELPHI FINANCIAL GROUP CL A 129 SHS	P	2009-02-23	2012-01-13
DELPHI FINANCIAL GROUP CL A 46 SHS	P	2009-02-23	2012-01-18
DELPHI FINANCIAL GROUP CL A 75 SHS	P	2009-02-23	2012-05-16
DELPHI FINANCIAL GROUP CL A 125 SHS	P	2009-03-02	2012-05-16
EBIX INC 31 SHS	P	2009-10-16	2012-01-13
EBIX INC 69 SHS	P	2009-10-28	2012-01-13
EL PASO ELECTRIC CO 51 SHS	P	2006-03-08	2012-01-13
EL PASO ELECTRIC CO 24 SHS	P	2006-03-09	2012-01-13
EL PASO ELECTRIC CO 70 SHS	P	2006-03-09	2012-06-11
EL PASO ELECTRIC CO 55 SHS	P	2006-03-13	2012-06-11
ENDURANCE SPECIALITY HOLDINGS 75 SHS	P	2004-12-09	2012-04-12
ENDURANCE SPECIALITY HOLDINGS 25 SHS	P	2004-12-09	2012-06-11
ENERSYS INC 12 SHS	P	2010-04-08	2012-01-13
ENERSYS INC 34 SHS	P	2010-04-13	2012-01-13
ENERSYS INC 23 SHS	P	2010-04-19	2012-01-13
ENERSYS INC 6 SHS	P	2010-04-20	2012-01-13
ENERGEN 8 SHS	P	2009-12-18	2012-02-10
ENERGEN 18 SHS	P	2009-12-21	2012-02-10
ENERGEN 5 SHS	P	2009-12-21	2012-02-13
ENERGEN 21 SHS	P	2009-12-22	2012-02-13
ENERGEN 2 SHS	P	2009-12-22	2012-02-14
ENERGEN 18 SHS	P	2009-12-23	2012-02-14
ENERSYS INC 18 SHS	P	2010-04-20	2012-06-11
ENERSYS INC 10 SHS	P	2010-04-21	2012-06-11
ENERSYS INC 9 SHS	P	2010-04-22	2012-06-11

Form 990PF Part IV - Capital Gains and Losses for Tax on Investment Income - Columns a - d

(a) List and describe the kind(s) of property sold (e g , real estate, 2-story brick warehouse, or common stock, 200 shs MLC Co)	(b) How acquired P—Purchase D—Donation	(c) Date acquired (mo , day, yr)	(d) Date sold (mo , day, yr)
ENERSYS INC 4 SHS	P	2010-04-23	2012-06-11
ENERSYS INC 34 SHS	P	2010-04-27	2012-06-11
ENSIGN GROUP INC 30 SHS	P	2010-12-07	2012-06-11
ENSIGN GROUP INC 45 SHS	P	2010-12-08	2012-06-11
ENTERTAINMENT PROPERTIES 8 SHS	P	2010-08-25	2012-06-11
ENTERTAINMENT PROPERTIES 17 SHS	P	2010-08-26	2012-06-11
FIRST MIDWEST BANCORP INC 30 SHS	P	2009-09-25	2012-01-13
FIRST MIDWEST BANCORP INC 145 SHS	P	2009-09-28	2012-01-13
FLUSHING FINANCIAL CORP 75 SHS	P	2009-09-16	2012-06-11
FNB CORP 225 SHS	P	2009-06-11	2012-01-13
FOOT LOCKER INC 59 SHS	P	2007-11-05	2012-01-13
FOOT LOCKER INC 41 SHS	P	2008-01-15	2012-01-13
FOOT LOCKER INC 100 SHS	P	2008-01-15	2012-04-12
FOOT LOCKER INC 50 SHS	P	2008-01-15	2012-06-11
FOOT LOCKER INC 9 SHS	P	2008-01-15	2012-11-05
FOOT LOCKER INC 35 SHS	P	2008-03-11	2012-11-05
FOOT LOCKER INC 89 SHS	P	2008-03-11	2012-11-15
FOOT LOCKER INC 34 SHS	P	2008-03-11	2012-11-16
FOOT LOCKER INC 33 SHS	P	2008-03-11	2012-11-19
FOOT LOCKER INC 19 SHS	P	2008-03-11	2012-11-23
FOOT LOCKER INC 25 SHS	P	2008-03-13	2012-11-23
FOOT LOCKER INC 75 SHS	P	2008-03-13	2012-11-28
FOOT LOCKER INC 14 SHS	P	2008-11-21	2012-11-28
FOOT LOCKER INC 34 SHS	P	2008-11-21	2012-11-30
FOOT LOCKER INC 33 SHS	P	2008-11-21	2012-12-04
FULTON FINANCIAL CORP 53 SHS	P	2010-04-30	2012-01-13
FULTON FINANCIAL CORP 122 SHS	P	2010-04-30	2012-01-13
G & K SERVICES INC CL A 25 SHS	P	2004-08-06	2012-06-11
GENERAL CABLE CORP 11 SHS	P	2008-10-23	2012-01-13
GENERAL CABLE CORP 100 SHS	P	2008-11-07	2012-01-13

Form 990PF Part IV - Capital Gains and Losses for Tax on Investment Income - Columns a - d

(a) List and describe the kind(s) of property sold (e g , real estate, 2-story brick warehouse, or common stock, 200 shs MLC Co)	(b) How acquired P—Purchase D—Donation	(c) Date acquired (mo , day, yr)	(d) Date sold (mo , day, yr)
GENERAL CABLE CORP 89 SHS	P	2008-11-12	2012-01-13
GRACO INC 50 SHS	P	2002-12-20	2012-04-12
HB FULLER CO 100 SHS	P	2003-07-10	2012-01-13
HB FULLER CO 50 SHS	P	2003-07-10	2012-06-11
HANGER ORTHOPEDIC GROUP 48 SHS	P	2010-04-26	2012-01-13
HANGER ORTHOPEDIC GROUP 52 SHS	P	2010-04-27	2012-01-13
HANGER ORTHOPEDIC GROUP 14 SHS	P	2010-04-27	2012-06-11
HANGER ORTHOPEDIC GROUP 34 SHS	P	2010-05-04	2012-06-11
HANGER ORTHOPEDIC GROUP 15 SHS	P	2010-05-06	2012-06-11
HANGER ORTHOPEDIC GROUP 35 SHS	P	2010-05-07	2012-06-11
HANGER ORTHOPEDIC GROUP 29 SHS	P	2010-05-10	2012-06-11
HANGER ORTHOPEDIC GROUP 73 SHS	P	2010-05-11	2012-06-11
HCC INSURANCE HOLDINGS INC 50 SHS	P	2008-10-09	2012-06-11
INTEGRATED DEVICE TECH INC 6 SHS	P	2005-10-05	2012-01-13
INTEGRATED DEVICE TECH INC 219 SHS	P	2005-10-06	2012-01-13
INTEGRATED DEVICE TECH INC 550 SHS	P	2007-04-27	2012-01-13
INTEGRATED DEVICE TECH INC 75 SHS	P	2007-10-02	2012-01-13
INTEGRATED DEVICE TECH INC 207 SHS	P	2007-10-02	2012-04-24
INTEGRATED DEVICE TECH INC 124 SHS	P	2007-10-02	2012-04-25
INTEGRATED DEVICE TECH INC 66 SHS	P	2007-10-02	2012-04-26
INTEGRATED DEVICE TECH INC 125 SHS	P	2007-10-02	2012-04-27
JACK IN THE BOX INC 23 SHS	P	2010-01-28	2012-01-03
KENNAMETAL INC 75 SHS	P	2004-01-06	2012-01-13
KNOLL INC 48 SHS	P	2009-06-25	2012-04-12
KNOLL INC 110 SHS	P	2009-06-25	2012-04-16
KNOLL INC 201 SHS	P	2009-06-25	2012-04-17
LA-Z-BOY INC 9 SHS	P	2010-09-02	2012-04-03
LA-Z-BOY INC 198 SHS	P	2010-09-03	2012-04-03
LA-Z-BOY INC 73 SHS	P	2010-09-03	2012-04-04
LA-Z-BOY INC 134 SHS	P	2010-09-03	2012-04-05

Form 990PF Part IV - Capital Gains and Losses for Tax on Investment Income - Columns a - d

(a) List and describe the kind(s) of property sold (e g , real estate, 2-story brick warehouse, or common stock, 200 shs MLC Co)	(b) How acquired P—Purchase D—Donation	(c) Date acquired (mo , day, yr)	(d) Date sold (mo , day, yr)
LA-Z-BOY INC 19 SHS	P	2010-09-03	2012-04-17
LA-Z-BOY INC 17 SHS	P	2010-09-03	2012-04-26
LAKELAND FINANCIAL CORP 3 SHS	P	2010-05-04	2012-06-11
LAKELAND FINANCIAL CORP 47 SHS	P	2010-05-07	2012-06-11
MFA FINANCIAL REIT 125 SHS	P	2010-05-20	2012-06-11
MINERALS TECHNOLOGIES INC 25 SHS	P	2003-06-10	2012-01-13
MONRO MUFFLER BRAKE INC 5 SHS	P	2007-04-30	2012-05-10
MONRO MUFFLER BRAKE INC 20 SHS	P	2009-06-22	2012-05-10
MONRO MUFFLER BRAKE INC 25 SHS	P	2009-06-22	2012-05-16
MONRO MUFFLER BRAKE INC 15 SHS	P	2009-06-22	2012-05-23
MONRO MUFFLER BRAKE INC 10 SHS	P	2009-06-23	2012-05-23
MONRO MUFFLER BRAKE INC 25 SHS	P	2009-06-23	2012-05-29
MONRO MUFFLER BRAKE INC 25 SHS	P	2009-06-23	2012-06-04
MONRO MUFFLER BRAKE INC 25 SHS	P	2009-06-23	2012-06-06
MONRO MUFFLER BRAKE INC 5 SHS	P	2009-06-23	2012-06-07
MONRO MUFFLER BRAKE INC 26 SHS	P	2009-06-23	2012-06-12
MONRO MUFFLER BRAKE INC 21 SHS	P	2009-06-23	2012-06-14
MONRO MUFFLER BRAKE INC 26 SHS	P	2009-06-23	2012-06-18
MONRO MUFFLER BRAKE INC 9 5 SHS	P	2009-06-23	2012-06-19
MONRO MUFFLER BRAKE INC 1 5 SHS	P	2009-08-14	2012-06-19
MOOG INC-CL A 75 SHS	P	2004-04-28	2012-04-12
MYERS INDUSTRIES INC 25 SHS	P	2008-02-12	2012-04-12
MYERS INDUSTRIES INC 100 SHS	P	2008-03-04	2012-04-12
NATL PENN BCSHS INC 25 SHS	P	2008-01-11	2012-04-12
NATL PENN BCSHS INC 150 SHS	P	2009-06-18	2012-04-12
NATL PENN BCSHS INC 311 SHS	P	2009-06-18	2012-06-14
NATL PENN BCSHS INC 119 SHS	P	2009-06-18	2012-06-15
NATL PENN BCSHS INC 114 SHS	P	2009-06-18	2012-06-18
NATL PENN BCSHS INC 207 SHS	P	2009-06-18	2012-06-19
NATL PENN BCSHS INC 104 SHS	P	2009-06-18	2012-06-19

Form 990PF Part IV - Capital Gains and Losses for Tax on Investment Income - Columns a - d

(a) List and describe the kind(s) of property sold (e g , real estate, 2-story brick warehouse, or common stock, 200 shs MLC Co)	(b) How acquired P—Purchase D—Donation	(c) Date acquired (mo , day, yr)	(d) Date sold (mo , day, yr)
NATL PENN BCSHS INC 145 SHS	P	2009-06-18	2012-06-20
NATL PENN BCSHS INC 83 SHS	P	2009-06-18	2012-08-10
NATL PENN BCSHS INC 28 SHS	P	2009-06-18	2012-08-15
NATL PENN BCSHS INC 85 SHS	P	2009-06-18	2012-08-16
NATL PENN BCSHS INC 62 SHS	P	2009-06-18	2012-08-17
NATL PENN BCSHS INC 86 SHS	P	2009-06-18	2012-08-20
NATL PENN BCSHS INC 6 SHS	P	2009-06-18	2012-08-21
NATL PENN BCSHS INC 103 SHS	P	2009-09-10	2012-08-21
NATL PENN BCSHS INC 74 SHS	P	2009-09-10	2012-08-22
NATL PENN BCSHS INC 6 SHS	P	2009-09-10	2012-08-23
NATL PENN BCSHS INC 25 SHS	P	2009-09-10	2012-08-24
NATL PENN BCSHS INC 29 SHS	P	2009-09-10	2012-08-27
NATL PENN BCSHS INC 12 SHS	P	2009-09-10	2012-08-28
NATL PENN BCSHS INC 61 SHS	P	2009-09-10	2012-08-29
NAVIGANT CONSULTING INC 175 SHS	P	2007-12-12	2012-01-13
NAVIGANT CONSULTING INC 100 SHS	P	2007-12-13	2012-01-13
NAVIGANT CONSULTING INC 25 SHS	P	2007-12-14	2012-01-13
NAVIGANT CONSULTING INC 175 SHS	P	2007-12-14	2012-04-12
OCEANEERING INTERNATIONAL 87 SHS	P	2010-06-01	2012-04-09
OCEANEERING INTERNATIONAL 36 SHS	P	2010-06-01	2012-04-12
OCEANEERING INTERNATIONAL 23 SHS	P	2010-06-01	2012-04-17
OCEANEERING INTERNATIONAL 54 SHS	P	2010-06-01	2012-04-26
OCEANEERING INTERNATIONAL 26 SHS	P	2010-09-14	2012-04-26
OCEANEERING INTERNATIONAL 36 SHS	P	2010-09-15	2012-04-26
OLD DOMINION FREIGHT LINE INC 75 SHS	P	2006-11-20	2012-04-12
OLD DOMINION FREIGHT LINE INC 0 5 SHS	P	2006-11-20	2012-09-25
PANTRY INC 50 SHS	P	2007-09-25	2012-06-11
PIER 1 IMPORTS 107 SHS	P	2010-07-08	2012-11-20
PIER 1 IMPORTS 3 SHS	P	2010-08-12	2012-11-20
PIER 1 IMPORTS 95 SHS	P	2010-08-12	2012-11-21

Form 990PF Part IV - Capital Gains and Losses for Tax on Investment Income - Columns a - d

(a) List and describe the kind(s) of property sold (e g , real estate, 2-story brick warehouse, or common stock, 200 shs MLC Co)	(b) How acquired P—Purchase D—Donation	(c) Date acquired (mo , day, yr)	(d) Date sold (mo , day, yr)
PIER 1 IMPORTS 32 SHS	P	2010-08-12	2012-11-23
PIER 1 IMPORTS 23 SHS	P	2010-08-20	2012-11-23
PIER 1 IMPORTS 44 SHS	P	2010-08-20	2012-11-28
PLATINUM UNDERWRITERS HLDS 47 SHS	P	2005-04-21	2012-06-11
PLATINUM UNDERWRITERS HLDS 3 SHS	P	2006-07-28	2012-06-11
PROSPERITY BANCSHARES INC 25 SHS	P	2007-07-10	2012-06-11
SIGNET JEWELERS LTD 1 SHS	P	2010-01-21	2012-06-11
SIGNET JEWELERS LTD 24 SHS	P	2010-01-22	2012-06-11
SPARTAN STORES INC 75 SHS	P	2007-11-07	2012-06-11
STANDEX INTERNATIONAL CORP 75 SHS	P	1998-12-15	2012-01-13
STANDEX INTERNATIONAL CORP 50 SHS	P	1998-12-15	2012-04-12
STANDEX INTERNATIONAL CORP 6 SHS	P	1998-12-15	2012-11-16
STEELCASE INC 47 SHS	P	2010-02-26	2012-04-12
STEELCASE INC 51 SHS	P	2010-03-05	2012-04-12
STEELCASE INC 102 SHS	P	2010-03-08	2012-04-12
STEELCASE INC 43 SHS	P	2010-03-08	2012-12-06
STEELCASE INC 15 SHS	P	2010-03-08	2012-12-07
STEELCASE INC 49 SHS	P	2010-03-12	2012-12-07
STEELCASE INC 10 SHS	P	2010-03-12	2012-12-10
STEELCASE INC 38 SHS	P	2010-03-15	2012-12-10
STEELCASE INC 52 SHS	P	2010-03-17	2012-12-10
STEELCASE INC 9 SHS	P	2010-03-18	2012-12-10
STEELCASE INC 14 SHS	P	2010-03-18	2012-12-11
STEELCASE INC 41 SHS	P	2010-03-18	2012-12-12
STEELCASE INC 34 SHS	P	2010-03-19	2012-12-12
STEELCASE INC 16 SHS	P	2010-03-19	2012-12-13
STEELCASE INC 11 SHS	P	2010-03-19	2012-12-17
STEELCASE INC 42 SHS	P	2010-03-22	2012-12-17
STEELCASE INC 53 SHS	P	2010-03-23	2012-12-17
STEELCASE INC 21 SHS	P	2010-03-23	2012-12-18

Form 990PF Part IV - Capital Gains and Losses for Tax on Investment Income - Columns a - d

(a) List and describe the kind(s) of property sold (e g , real estate, 2-story brick warehouse, or common stock, 200 shs MLC Co)	(b) How acquired P—Purchase D—Donation	(c) Date acquired (mo , day, yr)	(d) Date sold (mo , day, yr)
STEELCASE INC 52 SHS	P	2010-03-23	2012-12-19
STERIS CORP 25 SHS	P	2009-05-06	2012-06-11
STIFEL FINANCIAL CORP 7 SHS	P	2007-10-18	2012-06-11
STIFEL FINANCIAL CORP 18 SHS	P	2007-10-19	2012-06-11
TCF FINANCIAL CORP 75 SHS	P	2008-05-23	2012-06-11
TIDEWATER INC 50 SHS	P	2010-06-07	2012-06-11
UNITED STATIONERS INC 100 SHS	P	2003-11-20	2012-06-11
UNITED BANKSHARES INC 25 SHS	P	2007-11-05	2012-06-11
UNITED BANKSHARES INC 25 SHS	P	2009-01-29	2012-06-11
UNS ENERGY CORP 13 SHS	P	2010-03-02	2012-06-11
UNS ENERGY CORP 12 SHS	P	2010-03-03	2012-06-11
URS CORP 23 SHS	P	2007-04-27	2012-01-13
URS CORP 9 SHS	P	2007-04-30	2012-01-13
URS CORP 43 SHS	P	2007-07-05	2012-01-13
VALLEY NATL BANCORP 35 SHS	P	2009-02-10	2012-05-31
VALLEY NATL BANCORP 125 SHS	P	2009-02-10	2012-06-11
VALLEY NATL BANCORP 128 SHS	P	2009-02-10	2012-06-15
VALLEY NATL BANCORP 157 914 SHS	P	2009-02-10	2012-06-18
VALLEY NATL BANCORP 8269 SHS	P	2009-05-27	2012-06-18
VALLEY NATL BANCORP 9 2591 SHS	P	2009-05-27	2012-06-18
VALLEY NATL BANCORP 10 5859 SHS	P	2009-05-27	2012-06-19
VALLEY NATL BANCORP 21 6641 SHS	P	2010-05-24	2012-06-19
VECTREN CORPORATION 75 SHS	P	2001-02-08	2012-06-11
WADDELL & REED FINANCIAL-A 25 SHS	P	2010-08-03	2012-06-11
WERNER ENTERPRISES INC 45 SHS	P	2004-05-10	2012-06-11
WERNER ENTERPRISES INC 5 SHS	P	2004-05-20	2012-06-11
WSFS FINANCIAL CORP 25 SHS	P	2010-08-03	2012-06-11
EDISON INTERNATIONAL 120 SHS	P	2011-07-21	2012-01-09
EDISON INTERNATIONAL 5 SHS	P	2011-07-22	2012-01-09
EDISON INTERNATIONAL 100 SHS	P	2011-07-22	2012-06-11

Form 990PF Part IV - Capital Gains and Losses for Tax on Investment Income - Columns a - d

(a) List and describe the kind(s) of property sold (e g , real estate, 2-story brick warehouse, or common stock, 200 shs MLC Co)	(b) How acquired P—Purchase D—Donation	(c) Date acquired (mo , day, yr)	(d) Date sold (mo , day, yr)
HARLEY-DAVIDSON INC 175 SHS	P	2011-08-25	2012-03-02
HARLEY-DAVIDSON INC 75 SHS	P	2011-08-25	2012-06-11
HEWLETT PACKARD 123 SHS	P	2011-08-08	2012-07-26
LOCKHEED MARTIN CORP 250 SHS	P	2011-06-10	2012-03-02
LOWE'S COMPANIES INC 125 SHS	P	2011-08-09	2012-01-13
LOWE'S COMPANIES INC 25 SHS	P	2011-08-09	2012-03-02
NORDSTROM INC 75 SHS	P	2011-09-01	2012-06-11
SOLUTIA INC 19 SHS	P	2011-10-06	2012-03-15
SOLUTIA INC 20 SHS	P	2011-10-07	2012-03-15
SOLUTIA INC 13 SHS	P	2011-10-10	2012-03-15
SOLUTIA INC 8 SHS	P	2011-10-10	2012-03-16
SOLUTIA INC 4 SHS	P	2011-10-10	2012-03-16
SOLUTIA INC 3 SHS	P	2011-10-12	2012-03-16
SOLUTIA INC 4 SHS	P	2011-10-13	2012-03-16
SOLUTIA INC 3 SHS	P	2011-10-14	2012-03-16
SOLUTIA INC 6 SHS	P	2011-10-17	2012-03-16
SOLUTIA INC 3 SHS	P	2011-10-18	2012-03-16
SOLUTIA INC 2 SHS	P	2011-10-18	2012-03-19
SOLUTIA INC 6 SHS	P	2011-10-19	2012-03-19
SOLUTIA INC 6 SHS	P	2011-10-20	2012-03-19
SOLUTIA INC 6 SHS	P	2011-10-21	2012-03-19
SOLUTIA INC 3 SHS	P	2011-10-24	2012-03-19
SOLUTIA INC 3 SHS	P	2011-10-25	2012-03-14
SOLUTIA INC 3 SHS	P	2011-10-26	2012-03-19
SOLUTIA INC 1 SHS	P	2011-10-26	2012-03-20
SOLUTIA INC 3 SHS	P	2011-10-31	2012-03-20
SOLUTIA INC 3 SHS	P	2011-11-01	2012-03-20
SOLUTIA INC 4 SHS	P	2011-11-02	2012-03-20
SOLUTIA INC 4 SHS	P	2011-11-03	2012-03-20
SOLUTIA INC 4 SHS	P	2011-11-04	2012-03-20

Form 990PF Part IV - Capital Gains and Losses for Tax on Investment Income - Columns a - d

(a) List and describe the kind(s) of property sold (e g , real estate, 2-story brick warehouse, or common stock, 200 shs MLC Co)	(b) How acquired P—Purchase D—Donation	(c) Date acquired (mo , day, yr)	(d) Date sold (mo , day, yr)
SOLUTIA INC 4 SHS	P	2011-11-07	2012-03-20
SOLUTIA INC 4 SHS	P	2011-11-08	2012-03-20
SOLUTIA INC 6 SHS	P	2011-11-09	2012-03-20
SOLUTIA INC 2 SHS	P	2011-11-10	2012-03-20
SOLUTIA INC 3 SHS	P	2011-11-10	2012-03-21
BRUNSWICK CORP 1 SHS	P	2011-01-05	2012-12-24
BRUNSWICK CORP 4 SHS	P	2011-01-05	2012-12-26
H & R BLOCK INC 525 SHS	P	2011-03-11	2012-05-03
H & R BLOCK INC 650 SHS	P	2011-03-11	2012-05-15
HEWLETT PACKARD 75 SHS	P	2011-02-07	2012-07-26
HONEYWELL INTERNATIONAL INC 150 SHS	P	2004-02-02	2012-11-15
LOWE'S COMPANIES INC 300 SHS	P	2011-08-09	2012-11-27
PENTAIR 0 933 SHS	P	2006-01-09	2012-10-19
3M COMPANY 100 SHS	P	2007-05-16	2012-06-11
ADT CORPORATION 0 5 SHS	P	2006-01-09	2012-12-31
ALLSTATE 35 SHS	P	2002-12-20	2012-01-13
ALLSTATE 165 SHS	P	2003-03-28	2012-01-13
ALLSTATE 15 SHS	P	2003-03-28	2012-05-17
ALLSTATE 15 SHS	P	2003-03-28	2012-05-18
ALLSTATE 5 SHS	P	2003-03-28	2012-05-21
ALLSTATE 10 SHS	P	2008-06-20	2012-05-21
ALLSTATE 5 SHS	P	2008-06-20	2012-05-22
ALLSTATE 125 SHS	P	2008-06-20	2012-06-11
ALLSTATE 110 SHS	P	2008-06-20	2012-10-26
ALLSTATE 40 SHS	P	2008-10-13	2012-10-26
APACHE CORP 25 SHS	P	2010-05-20	2012-03-02
APTARGROUP INC 5 SHS	P	2005-10-10	2012-04-04
APTARGROUP INC 4 SHS	P	2005-10-10	2012-04-09
APTARGROUP INC 3 SHS	P	2005-10-10	2012-04-10
APTARGROUP INC 3 SHS	P	2005-10-10	2012-04-11

Form 990PF Part IV - Capital Gains and Losses for Tax on Investment Income - Columns a - d

(a) List and describe the kind(s) of property sold (e g , real estate, 2-story brick warehouse, or common stock, 200 shs MLC Co)	(b) How acquired P—Purchase D—Donation	(c) Date acquired (mo , day, yr)	(d) Date sold (mo , day, yr)
APTARGROUP INC 4 SHS	P	2005-10-10	2012-04-12
APTARGROUP INC 3 SHS	P	2005-10-10	2012-04-16
APTARGROUP INC 3 SHS	P	2005-10-10	2012-04-17
APTARGROUP INC 3 SHS	P	2005-10-10	2012-04-18
APTARGROUP INC 4 SHS	P	2005-10-10	2012-04-19
APTARGROUP INC 4 SHS	P	2005-10-10	2012-04-20
APTARGROUP INC 4 SHS	P	2005-10-10	2012-04-23
APTARGROUP INC 4 SHS	P	2005-10-10	2012-04-24
APTARGROUP INC 4 SHS	P	2005-10-10	2012-04-25
APTARGROUP INC 2 SHS	P	2005-10-10	2012-04-26
APTARGROUP INC 1 SHS	P	2009-10-19	2012-04-26
APTARGROUP INC 1 SHS	P	2009-10-20	2012-04-26
APTARGROUP INC 1 SHS	P	2009-10-20	2012-04-27
APTARGROUP INC 2 SHS	P	2009-10-21	2012-04-27
APTARGROUP INC 1 SHS	P	2009-10-22	2012-04-27
APTARGROUP INC 1 SHS	P	2009-10-23	2012-04-27
APTARGROUP INC 1 SHS	P	2009-10-23	2012-04-30
APTARGROUP INC 2 SHS	P	2009-10-26	2012-04-30
AUTO DATA PROCESSING 75 SHS	P	2009-03-30	2012-01-13
AUTO DATA PROCESSING 50 SHS	P	2009-03-30	2012-01-27
BANK OF AMERICA CORP 425 SHS	P	2010-11-12	2012-01-13
BANK OF AMERICA CORP 475 SHS	P	2010-11-12	2012-06-11
BANK OF HAWAII CORP 2 SHS	P	2008-05-07	2012-09-07
BANK OF HAWAII CORP 2 SHS	P	2008-05-07	2012-09-12
BANK OF HAWAII CORP 7 SHS	P	2008-05-07	2012-09-13
BANK OF HAWAII CORP 19 SHS	P	2008-05-07	2012-09-14
BANK OF HAWAII CORP 3 SHS	P	2009-05-07	2012-09-14
BANK OF HAWAII CORP 2 SHS	P	2009-05-07	2012-09-17
BANK OF HAWAII CORP 2 SHS	P	2009-05-07	2012-09-18
BANK OF HAWAII CORP 2 SHS	P	2009-05-07	2012-09-19

Form 990PF Part IV - Capital Gains and Losses for Tax on Investment Income - Columns a - d

(a) List and describe the kind(s) of property sold (e g , real estate, 2-story brick warehouse, or common stock, 200 shs MLC Co)	(b) How acquired P—Purchase D—Donation	(c) Date acquired (mo , day, yr)	(d) Date sold (mo , day, yr)
BANK OF HAWAII CORP 1 SHS	P	2009-05-07	2012-09-20
BANK OF HAWAII CORP 2 SHS	P	2009-05-11	2012-09-20
BANK OF HAWAII CORP 1 SHS	P	2009-05-11	2012-09-21
BANK OF HAWAII CORP 4 SHS	P	2009-05-11	2012-09-25
BANK OF HAWAII CORP 1 SHS	P	2009-05-11	2012-09-26
BANK OF HAWAII CORP 3 SHS	P	2009-05-11	2012-09-27
BANK OF HAWAII CORP 2 SHS	P	2009-05-11	2012-09-28
BANK OF HAWAII CORP 3 SHS	P	2009-05-11	2012-10-01
BANK OF HAWAII CORP 4 SHS	P	2009-05-11	2012-10-09
BANK OF HAWAII CORP 2 SHS	P	2009-05-11	2012-10-10
BANK OF HAWAII CORP 5 SHS	P	2009-05-11	2012-10-11
BANK OF HAWAII CORP 4 SHS	P	2009-05-11	2012-10-18
BANK OF HAWAII CORP 3 SHS	P	2009-05-11	2012-10-19
BANK OF HAWAII CORP 4 SHS	P	2009-05-12	2012-10-19
BANK OF HAWAII CORP 5 SHS	P	2009-05-12	2012-10-22
BANK OF HAWAII CORP 13 SHS	P	2009-05-13	2012-10-22
BANK OF HAWAII CORP 4 SHS	P	2009-05-13	2012-10-23
BANK OF HAWAII CORP 3 SHS	P	2009-08-18	2012-10-23
BANK OF HAWAII CORP 1 SHS	P	2009-08-19	2012-10-23
BANK OF HAWAII CORP 3 SHS	P	2009-08-20	2012-10-23
BANK OF HAWAII CORP 3 SHS	P	2009-08-24	2012-10-23
BANK OF HAWAII CORP 425 SHS	P	2010-11-12	2012-10-26
BANK OF HAWAII CORP 350 SHS	P	2010-12-23	2012-10-26
BERKSHIRE HATHAWAY NEW 100 SHS	P	2006-05-18	2012-06-11
BP AMOCO PLC-SPONS ADR 75 SHS	P	2004-02-19	2012-01-13
CARLISLE CO 2 SHS	P	2009-12-07	2012-01-13
CARLISLE CO 6 SHS	P	2009-12-08	2012-01-13
CARLISLE CO 6 SHS	P	2009-12-09	2012-01-13
CARLISLE CO 6 SHS	P	2009-12-10	2012-01-13
CARLISLE CO 5 SHS	P	2009-12-14	2012-01-13

Form 990PF Part IV - Capital Gains and Losses for Tax on Investment Income - Columns a - d

(a) List and describe the kind(s) of property sold (e g , real estate, 2-story brick warehouse, or common stock, 200 shs MLC Co)	(b) How acquired P—Purchase D—Donation	(c) Date acquired (mo , day, yr)	(d) Date sold (mo , day, yr)
CARLISLE CO 3 SHS	P	2009-12-11	2012-01-13
CARLISLE CO 5 SHS	P	2009-12-15	2012-01-13
CARLISLE CO 3 SHS	P	2009-12-17	2012-01-13
CARLISLE CO 4 SHS	P	2009-12-17	2012-01-13
CARLISLE CO 6 SHS	P	2009-12-18	2012-01-13
CARLISLE CO 4 SHS	P	2009-12-21	2012-01-13
CHEVRONTEXACO CORP 50 SHS	P	2002-08-23	2012-06-11
COMPUTER SCIENCES CORP 34 SHS	P	2006-09-18	2012-02-09
COMPUTER SCIENCES CORP 1 SHS	P	2006-09-19	2012-02-09
COMPUTER SCIENCES CORP 16 SHS	P	2006-09-19	2012-02-10
COMPUTER SCIENCES CORP 3 SHS	P	2006-09-19	2012-02-14
COMPUTER SCIENCES CORP 8 SHS	P	2006-09-19	2012-02-15
COMPUTER SCIENCES CORP 8 SHS	P	2006-09-19	2012-02-17
COMPUTER SCIENCES CORP 2 SHS	P	2006-09-19	2012-08-29
COMPUTER SCIENCES CORP 3 SHS	P	2006-09-19	2012-08-30
COMPUTER SCIENCES CORP 1 SHS	P	2006-09-19	2012-08-31
COMPUTER SCIENCES CORP 4 SHS	P	2008-10-29	2012-09-05
COMPUTER SCIENCES CORP 1 SHS	P	2008-10-29	2012-09-06
COMPUTER SCIENCES CORP 1 SHS	P	2008-10-29	2012-09-07
COMPUTER SCIENCES CORP 3 SHS	P	2008-10-29	2012-09-10
COMPUTER SCIENCES CORP 1 SHS	P	2008-10-29	2012-09-11
COMPUTER SCIENCES CORP 3 SHS	P	2008-10-29	2012-09-12
COMPUTER SCIENCES CORP 3 SHS	P	2008-10-29	2012-09-13
COMPUTER SCIENCES CORP 3 SHS	P	2008-10-29	2012-09-14
COMPUTER SCIENCES CORP 1 SHS	P	2008-10-29	2012-09-19
COMPUTER SCIENCES CORP 3 SHS	P	2008-10-29	2012-09-21
COMPUTER SCIENCES CORP 1 SHS	P	2008-10-29	2012-09-24
COMPUTER SCIENCES CORP 3 SHS	P	2008-10-29	2012-09-26
COMPUTER SCIENCES CORP 8 SHS	P	2008-10-29	2012-09-27
COMPUTER SCIENCES CORP 5 SHS	P	2008-10-29	2012-11-07

Form 990PF Part IV - Capital Gains and Losses for Tax on Investment Income - Columns a - d

(a) List and describe the kind(s) of property sold (e g , real estate, 2-story brick warehouse, or common stock, 200 shs MLC Co)	(b) How acquired P—Purchase D—Donation	(c) Date acquired (mo , day, yr)	(d) Date sold (mo , day, yr)
COMPUTER SCIENCES CORP 1 SHS	P	2008-10-29	2012-11-08
COMPUTER SCIENCES CORP 3 SHS	P	2008-10-29	2012-11-19
COMPUTER SCIENCES CORP 10 SHS	P	2008-10-29	2012-11-20
COMTECH TELECOMMUNICATIONS CORP 1 SHS	P	2007-12-27	2012-01-11
COMTECH TELECOMMUNICATIONS CORP 3 SHS	P	2007-12-27	2012-01-12
COMTECH TELECOMMUNICATIONS CORP 3 SHS	P	2007-12-27	2012-01-18
COMTECH TELECOMMUNICATIONS CORP 3 SHS	P	2007-12-27	2012-01-19
COMTECH TELECOMMUNICATIONS CORP 1 SHS	P	2007-12-27	2012-01-20
COMTECH TELECOMMUNICATIONS CORP 3 SHS	P	2007-12-27	2012-01-23
COMTECH TELECOMMUNICATIONS CORP 2 SHS	P	2007-12-27	2012-01-25
COMTECH TELECOMMUNICATIONS CORP 2 SHS	P	2007-12-27	2012-01-26
CONVERGYS 15 SHS	P	2010-02-02	2012-06-26
CONVERGYS 22 SHS	P	2010-02-03	2012-06-26
CONVERGYS 13 SHS	P	2010-02-04	2012-06-26
CONVERGYS 9 SHS	P	2010-02-04	2012-06-27
CONVERGYS 23 SHS	P	2010-02-05	2012-06-27
CONVERGYS 15 SHS	P	2010-02-08	2012-06-27
CONVERGYS 8 SHS	P	2010-02-08	2012-06-28
CONVERGYS 23 SHS	P	2010-02-09	2012-06-28
CONVERGYS 10 SHS	P	2010-02-10	2012-06-28
CONVERGYS 13 SHS	P	2010-02-10	2012-06-29
CONVERGYS 23 SHS	P	2010-02-11	2012-06-29
CONVERGYS 16 SHS	P	2010-02-12	2012-06-29
DE MASTER BLENDERS 60 SHS	P	2007-08-14	2012-07-26
DE MASTER BLENDERS 17 SHS	P	2007-08-14	2012-07-26
DE MASTER BLENDERS 53 SHS	P	2007-08-15	2012-07-26
DE MASTER BLENDERS 70 SHS	P	2007-08-15	2012-07-30
DE MASTER BLENDERS 27 SHS	P	2007-08-15	2012-07-31
DE MASTER BLENDERS 20 SHS	P	2008-06-20	2012-07-31
DE MASTER BLENDERS 5 SHS	P	2009-09-17	2012-07-31

Form 990PF Part IV - Capital Gains and Losses for Tax on Investment Income - Columns a - d

(a) List and describe the kind(s) of property sold (e g , real estate, 2-story brick warehouse, or common stock, 200 shs MLC Co)	(b) How acquired P—Purchase D—Donation	(c) Date acquired (mo , day, yr)	(d) Date sold (mo , day, yr)
DE MASTER BLENDERS 5 SHS	P	2009-09-21	2012-07-31
DE MASTER BLENDERS 8 SHS	P	2009-09-22	2012-07-31
DE MASTER BLENDERS 12 SHS	P	2009-09-24	2012-07-31
DOVER CORP 25 SHS	P	2008-10-29	2012-03-02
DOVER CORP 4 SHS	P	2008-10-29	2012-06-26
DOVER CORP 8 SHS	P	2008-10-29	2012-06-27
DOVER CORP 9 SHS	P	2008-10-29	2012-06-28
DOVER CORP 9 SHS	P	2008-10-29	2012-06-29
DUKE-WEEKS REALTY 27 SHS	P	2008-11-25	2012-06-26
DUKE-WEEKS REALTY 97 SHS	P	2008-11-25	2012-06-27
DUKE-WEEKS REALTY 46 SHS	P	2008-11-25	2012-06-28
EXXON MOBIL CORP 100 SHS	P	2002-12-20	2012-01-13
FEDEX CORP 150 SHS	P	2009-04-28	2012-01-13
HCC INSURANCE HOLDINGS INC 10 SHS	P	2008-09-02	2012-08-09
HCC INSURANCE HOLDINGS INC 19 SHS	P	2008-09-10	2012-08-10
HCC INSURANCE HOLDINGS INC 12 SHS	P	2008-09-10	2012-08-14
HCC INSURANCE HOLDINGS INC 7 SHS	P	2008-09-10	2012-08-15
HCC INSURANCE HOLDINGS INC 10 SHS	P	2008-09-10	2012-08-16
HCC INSURANCE HOLDINGS INC 13 SHS	P	2008-09-10	2012-08-17
HCC INSURANCE HOLDINGS INC 3 SHS	P	2008-09-10	2012-08-20
HCC INSURANCE HOLDINGS INC 22 SHS	P	2008-09-10	2012-08-21
HCC INSURANCE HOLDINGS INC 2 SHS	P	2008-09-10	2012-08-22
HCC INSURANCE HOLDINGS INC 5 SHS	P	2008-09-10	2012-08-23
HCC INSURANCE HOLDINGS INC 17 SHS	P	2008-09-10	2012-08-24
HCC INSURANCE HOLDINGS INC 2 SHS	P	2008-09-10	2012-08-27
HCC INSURANCE HOLDINGS INC 2 SHS	P	2008-09-10	2012-08-28
HCC INSURANCE HOLDINGS INC 5 SHS	P	2008-09-10	2012-08-29
HCC INSURANCE HOLDINGS INC 1 SHS	P	2008-09-10	2012-08-30
HCC INSURANCE HOLDINGS INC 20 SHS	P	2008-09-26	2012-08-30
HEWLETT PACKARD 125 SHS	P	2005-02-09	2012-07-26

Form 990PF Part IV - Capital Gains and Losses for Tax on Investment Income - Columns a - d

(a) List and describe the kind(s) of property sold (e g , real estate, 2-story brick warehouse, or common stock, 200 shs MLC Co)	(b) How acquired P—Purchase D—Donation	(c) Date acquired (mo , day, yr)	(d) Date sold (mo , day, yr)
HEWLETT PACKARD 1000 SHS	P	2005-02-11	2012-07-26
HEWLETT PACKARD 250 SHS	P	2010-04-29	2012-07-26
HEWLETT PACKARD 200 SHS	P	2010-08-09	2012-07-26
HEWLETT PACKARD 275 SHS	P	2010-09-07	2012-07-26
HILLSHIRE BRANDS CO 0 4 SHS	P	2007-08-14	2012-07-26
HONEYWELL INTERNATIONAL INC 125 SHS	P	2004-02-02	2012-01-13
HONEYWELL INTERNATIONAL INC 25 SHS	P	2004-02-02	2012-02-01
HONEYWELL INTERNATIONAL INC 50 SHS	P	2004-02-02	2012-11-16
HONEYWELL INTERNATIONAL INC 275 SHS	P	2004-02-02	2012-11-20
HONEYWELL INTERNATIONAL INC 425 SHS	P	2008-10-13	2012-11-20
HONEYWELL INTERNATIONAL INC 200 SHS	P	2008-12-15	2012-11-20
INTEL 53 SHS	P	2005-04-13	2012-01-13
INTEL 497 SHS	P	2005-04-14	2012-01-13
INTEL 625 SHS	P	2005-04-14	2012-11-21
INTEL 450 SHS	P	2008-06-20	2012-11-21
INTEL 200 SHS	P	2008-10-09	2012-11-21
INTEL 425 SHS	P	2008-10-29	2012-11-21
INTEL 175 SHS	P	2008-12-16	2012-11-21
INTERNATIONAL BUSINESS MACHINES 50 SHS	P	2009-02-25	2012-03-05
JP MORGAN CHASE & CO 150 SHS	P	2005-10-24	2012-01-13
JP MORGAN CHASE & CO 375 SHS	P	2005-10-24	2012-04-12
JP MORGAN CHASE & CO 25 SHS	P	2008-01-18	2012-04-12
JP MORGAN CHASE & CO 75 SHS	P	2008-01-18	2012-05-17
JP MORGAN CHASE & CO 175 SHS	P	2008-01-18	2012-05-18
JP MORGAN CHASE & CO 200 SHS	P	2008-01-18	2012-10-26
KIMBERLY CLARK CORP 50 SHS	P	2002-12-12	2012-01-09
KIMBERLY CLARK CORP 75 SHS	P	2002-12-12	2012-05-17
KIMBERLY CLARK CORP 25 SHS	P	2005-04-15	2012-05-17
KIMBERLY CLARK CORP 50 SHS	P	2005-04-15	2012-06-11
LEGG MASON INC 125 SHS	P	2008-07-23	2012-06-11

Form 990PF Part IV - Capital Gains and Losses for Tax on Investment Income - Columns a - d

(a) List and describe the kind(s) of property sold (e g , real estate, 2-story brick warehouse, or common stock, 200 shs MLC Co)	(b) How acquired P—Purchase D—Donation	(c) Date acquired (mo , day, yr)	(d) Date sold (mo , day, yr)
LEGG MASON INC 175 SHS	P	2008-07-30	2012-06-11
LEGG MASON INC 100 SHS	P	2008-07-30	2012-12-03
LINCOLN NATIONAL CORP 194 SHS	P	2008-09-30	2012-01-13
LINCOLN NATIONAL CORP 70 SHS	P	2008-10-07	2012-01-13
	P		
LINCOLN NATIONAL CORP 11 SHS	P	2008-10-07	2012-01-13
LINCOLN NATIONAL CORP 18 SHS	P	2008-10-07	2012-03-15
LINCOLN NATIONAL CORP 9 SHS	P	2008-10-07	2012-03-16
LINCOLN NATIONAL CORP 13 SHS	P	2008-10-07	2012-03-26
LINCOLN NATIONAL CORP 9 SHS	P	2008-10-07	2012-03-27
LINCOLN NATIONAL CORP 65 SHS	P	2008-10-07	2012-04-12
LINCOLN NATIONAL CORP 80 SHS	P	2008-10-09	2012-04-12
LINCOLN NATIONAL CORP 10 SHS	P	2008-11-26	2012-04-12
LINCOLN NATIONAL CORP 110 SHS	P	2008-12-01	2012-04-12
LINCOLN NATIONAL CORP 35 SHS	P	2008-12-02	2012-04-12
MERCK & CO NEW 50 SHS	P	2004-10-12	2012-01-13
MERCK & CO NEW 75 SHS	P	2007-09-06	2012-01-13
MERCK & CO NEW 75 SHS	P	2007-09-06	2012-06-11
METLIFE INC 200 SHS	P	2002-12-20	2012-01-13
PG&E CORP 10 SHS	P	2008-04-23	2012-05-04
RR DONNELLEY & SONS CO 17 SHS	P	2008-10-20	2012-07-12
RR DONNELLEY & SONS CO 10 SHS	P	2008-10-21	2012-07-12
RR DONNELLEY & SONS CO 37 SHS	P	2009-01-21	2012-07-12
RR DONNELLEY & SONS CO 42 SHS	P	2009-01-22	2012-07-12
RR DONNELLEY & SONS CO 24 SHS	P	2009-01-23	2012-07-12
RR DONNELLEY & SONS CO 12 SHS	P	2009-01-23	2012-12-12
RR DONNELLEY & SONS CO 20 SHS	P	2009-01-26	2012-12-12
RR DONNELLEY & SONS CO 18 SHS	P	2009-01-26	2012-12-13
RR DONNELLEY & SONS CO 17 SHS	P	2009-01-27	2012-12-13
RR DONNELLEY & SONS CO 38 SHS	P	2009-02-18	2012-12-13

Form 990PF Part IV - Capital Gains and Losses for Tax on Investment Income - Columns a - d

(a) List and describe the kind(s) of property sold (e g , real estate, 2-story brick warehouse, or common stock, 200 shs MLC Co)	(b) How acquired P—Purchase D—Donation	(c) Date acquired (mo , day, yr)	(d) Date sold (mo , day, yr)
RR DONNELLEY & SONS CO 19 SHS	P	2009-02-19	2012-12-13
RR DONNELLEY & SONS CO 19 SHS	P	2009-02-19	2012-12-13
RR DONNELLEY & SONS CO 29 SHS	P	2009-02-20	2012-12-13
RR DONNELLEY & SONS CO 29 SHS	P	2009-02-23	2012-12-13
RR DONNELLEY & SONS CO 26 SHS	P	2009-02-23	2012-12-13
RR DONNELLEY & SONS CO 42 SHS	P	2009-03-19	2012-12-13
RR DONNELLEY & SONS CO 38 SHS	P	2009-03-20	2012-12-13
RR DONNELLEY & SONS CO 12 SHS	P	2010-12-13	2012-12-13
RR DONNELLEY & SONS CO 10 SHS	P	2010-12-14	2012-12-13
RR DONNELLEY & SONS CO 12 SHS	P	2010-12-15	2012-12-13
RR DONNELLEY & SONS CO 6 SHS	P	2010-12-16	2012-12-13
RR DONNELLEY & SONS CO 7 SHS	P	2010-12-16	2012-12-13
RR DONNELLEY & SONS CO 9 SHS	P	2010-12-17	2012-12-13
RR DONNELLEY & SONS CO 7 SHS	P	2010-12-20	2012-12-13
RR DONNELLEY & SONS CO 7 SHS	P	2010-12-21	2012-12-13
SUNOCO PRODUCTS COMPANY 3 SHS	P	1999-12-20	2012-03-28
SUNOCO PRODUCTS COMPANY 1 SHS	P	1999-12-20	2012-03-29
SUNOCO PRODUCTS COMPANY 2 SHS	P	1999-12-20	2012-03-30
SUNOCO PRODUCTS COMPANY 3 SHS	P	1999-12-20	2012-04-02
SUNOCO PRODUCTS COMPANY 5 SHS	P	1999-12-20	2012-04-03
SUNOCO PRODUCTS COMPANY 4 SHS	P	1999-12-20	2012-04-12
SUNOCO PRODUCTS COMPANY 1 SHS	P	1999-12-20	2012-04-13
SUNOCO PRODUCTS COMPANY 1 SHS	P	1999-12-20	2012-04-16
SUNOCO PRODUCTS COMPANY 1 SHS	P	1999-12-20	2012-04-17
SUNOCO PRODUCTS COMPANY 2 SHS	P	1999-12-20	2012-04-19
SUNOCO PRODUCTS COMPANY 1 SHS	P	1999-12-20	2012-04-20
SUNOCO PRODUCTS COMPANY 1 SHS	P	1999-12-20	2012-04-25
SUNOCO PRODUCTS COMPANY 1 SHS	P	1999-12-20	2012-04-26
TIME WARNER INC 200 SHS	P	2005-03-22	2012-01-13
TIME WARNER INC 150 SHS	P	2005-03-22	2012-12-07

Form 990PF Part IV - Capital Gains and Losses for Tax on Investment Income - Columns a - d

(a) List and describe the kind(s) of property sold (e g , real estate, 2-story brick warehouse, or common stock, 200 shs MLC Co)	(b) How acquired P—Purchase D—Donation	(c) Date acquired (mo , day, yr)	(d) Date sold (mo , day, yr)
TRANSDIGM GROUP INC 3 SHS	P	2009-03-09	2012-05-17
TRANSDIGM GROUP INC 1 SHS	P	2009-03-09	2012-05-18
TRANSDIGM GROUP INC 2 SHS	P	2009-03-10	2012-05-18
TRANSDIGM GROUP INC 3 SHS	P	2009-03-10	2012-05-21
TRANSDIGM GROUP INC 2 SHS	P	2009-03-10	2012-05-22
TRANSDIGM GROUP INC 1 SHS	P	2009-05-21	2012-05-22
TRANSDIGM GROUP INC 3 SHS	P	2009-05-21	2012-05-23
TRANSDIGM GROUP INC 3 SHS	P	2009-05-22	2012-05-24
TRANSDIGM GROUP INC 1 SHS	P	2009-05-22	2012-05-25
TRANSDIGM GROUP INC 2 SHS	P	2009-05-26	2012-05-25
TRANSDIGM GROUP INC 4 SHS	P	2009-05-26	2012-05-29
TRANSDIGM GROUP INC 3 SHS	P	2009-05-26	2012-05-30
TRANSDIGM GROUP INC 1 SHS	P	2009-05-27	2012-05-30
TRANSDIGM GROUP INC 1 SHS	P	2009-05-28	2012-05-30
TRANSDIGM GROUP INC 6 SHS	P	2009-05-28	2012-06-26
TRANSDIGM GROUP INC 3 SHS	P	2009-05-28	2012-06-27
TRANSDIGM GROUP INC 1 SHS	P	2009-05-29	2012-06-27
TYCO INTERNATIONAL LTD 100 SHS	P	2005-11-17	2012-05-17
TYCO INTERNATIONAL LTD 50 SHS	P	2006-01-09	2012-05-17
UNITEDHEALTH GROUP INC 100 SHS	P	2009-12-18	2012-03-05
UNITEDHEALTH GROUP INC 100 SHS	P	2009-12-18	2012-05-03
UNITEDHEALTH GROUP INC 25 SHS	P	2009-12-18	2012-07-19
UNITEDHEALTH GROUP INC 100 SHS	P	2009-12-21	2012-07-19
WAL MART STORES INC 75 SHS	P	2005-09-09	2012-06-11
WAL MART STORES INC 75 SHS	P	2005-11-22	2012-06-11

Form 990PF Part IV - Capital Gains and Losses for Tax on Investment Income - Columns e - h

(e) Gross sales price	(f) Depreciation allowed (or allowable)	(g) Cost or other basis plus expense of sale	(h) Gain or (loss) (e) plus (f) minus (g)
214,876		211,140	3,736
238,782		218,940	19,842
205,584		195,256	10,328
212,980		212,200	780
233,164		202,188	30,976
202,281		219,460	-17,179
214,932		214,080	852
2,505		72,693	-70,188
3,416		84,380	-80,964
4,783		87,253	-82,470
30,750		73,620	-42,870
51,250		106,450	-55,200
39,689		36,714	2,975
21,717		9,798	11,919
90,562		33,919	56,643
10,559		73,220	-62,661
18,681		16,618	2,063
29,895		14,063	15,832
1,708		54,740	-53,032
43,759		47,420	-3,661
2,554		2,371	183
48,529		43,488	5,041
32,248		20,055	12,193
24,661		9,335	15,326
26,122		7,181	18,941
19,576		5,027	14,549
34,063		9,335	24,728
29,495		7,181	22,314
6,510		1,436	5,074
86,758		20,107	66,651

Form 990PF Part IV - Capital Gains and Losses for Tax on Investment Income - Columns e - h

(e) Gross sales price	(f) Depreciation allowed (or allowable)	(g) Cost or other basis plus expense of sale	(h) Gain or (loss) (e) plus (f) minus (g)
20,523		9,138	11,385
27,740		21,668	6,072
250		184	66
21,250		15,586	5,664
250		178	72
18,200		14,492	3,708
25		19	6
15,000		10,584	4,416
27,260		21,764	5,496
8,750		6,626	2,124
21,800		17,740	4,060
250		181	69
15,000		10,824	4,176
17,985		17,775	210
8,095		6,114	1,981
29,677		27,713	1,964
43,334		37,890	5,444
24,204		27,700	-3,496
26,345		30,495	-4,150
56,401		53,430	2,971
36,674		32,384	4,290
18,337		16,151	2,186
28,125		25,195	2,930
16,875		16,147	728
12,287		14,120	-1,833
39,164		35,093	4,071
39,164		35,565	3,599
28,327		43,298	-14,971
35,194		36,495	-1,301
52,804		63,655	-10,851

Form 990PF Part IV - Capital Gains and Losses for Tax on Investment Income - Columns e - h

(e) Gross sales price	(f) Depreciation allowed (or allowable)	(g) Cost or other basis plus expense of sale	(h) Gain or (loss) (e) plus (f) minus (g)
22,183		25,215	-3,032
22,183		16,610	5,573
22,183		16,185	5,998
45,217		47,830	-2,613
22,609		23,870	-1,261
84,906		86,020	-1,114
84,000		64,743	19,257
50,911		57,036	-6,125
33,941		37,997	-4,056
3,703		1,265	2,438
36,548		12,492	24,056
59,975		46,558	13,417
29,988		24,987	5,001
74,385		62,630	11,755
23,497		56,369	-32,872
45,596		55,615	-10,019
42,208		52,223	-10,015
42,069		89,043	-46,974
94,234		94,515	-281
59,044		61,025	-1,981
38,156		28,520	9,636
20,281		49,678	-29,397
20,281		45,167	-24,886
20,281		12,695	7,586
238		263	-25
2,278		2,534	-256
79		157	-78
13		27	-14
202		400	-198
150		294	-144

Form 990PF Part IV - Capital Gains and Losses for Tax on Investment Income - Columns e - h

(e) Gross sales price	(f) Depreciation allowed (or allowable)	(g) Cost or other basis plus expense of sale	(h) Gain or (loss) (e) plus (f) minus (g)
99		194	-95
44		87	-43
141		280	-139
112		216	-104
442		851	-409
59		110	-51
181		335	-154
129		268	-139
52		112	-60
54		115	-61
181		393	-212
109		235	-126
47		100	-53
9		19	-10
190		409	-219
395		1,245	-850
144		447	-303
305		941	-636
384		1,161	-777
341		954	-613
110		290	-180
946		1,462	-516
123		183	-60
332		496	-164
614		889	-275
1,097		949	148
1,686		1,547	139
942		964	-22
82		86	-4
200		277	-77

Form 990PF Part IV - Capital Gains and Losses for Tax on Investment Income - Columns e - h

(e) Gross sales price	(f) Depreciation allowed (or allowable)	(g) Cost or other basis plus expense of sale	(h) Gain or (loss) (e) plus (f) minus (g)
450		628	-178
226		305	-79
55		71	-16
196		257	-61
95		124	-29
41		57	-16
43		57	-14
50		70	-20
50		47	3
121		116	5
754		709	45
1,769		1,526	243
2,111		1,826	285
381		327	54
384		327	57
893		763	130
533		463	70
786		681	105
601		518	83
222		191	31
381		327	54
451		382	69
194		164	30
2,130		1,633	497
1,214		955	259
572		446	126
909		831	78
953		889	64
760		820	-60
910		1,000	-90

Form 990PF Part IV - Capital Gains and Losses for Tax on Investment Income - Columns e - h

(e) Gross sales price	(f) Depreciation allowed (or allowable)	(g) Cost or other basis plus expense of sale	(h) Gain or (loss) (e) plus (f) minus (g)
784		761	23
1,165		900	265
5,769		4,407	1,362
3,602		2,768	834
4,032		2,918	1,114
1,054		971	83
626		575	51
325		307	18
1,762		125	1,637
873		280	593
469		623	-154
1,058		1,453	-395
755		1,027	-272
252		330	-78
290		363	-73
185		231	-46
292		363	-71
78		99	-21
265		330	-65
26		32	-6
907		1,129	-222
182		226	-44
234		290	-56
234		286	-52
443		527	-84
78		93	-15
79		93	-14
160		186	-26
187		208	-21
297		326	-29

Form 990PF Part IV - Capital Gains and Losses for Tax on Investment Income - Columns e - h

(e) Gross sales price	(f) Depreciation allowed (or allowable)	(g) Cost or other basis plus expense of sale	(h) Gain or (loss) (e) plus (f) minus (g)
455		266	189
65		38	27
521		302	219
1,303		791	512
1,955		1,186	769
195		119	76
454		277	177
389		237	152
98		197	-99
271		534	-263
161		295	-134
230		413	-183
250		455	-205
718		1,309	-591
91		161	-70
818		1,437	-619
55		94	-39
984		1,706	-722
571		1,029	-458
149		271	-122
97		176	-79
346		636	-290
105		217	-112
301		609	-308
1,634		1,363	271
1,362		1,117	245
1,411		1,064	347
580		431	149
1,550		865	685
2,350		1,347	1,003

Form 990PF Part IV - Capital Gains and Losses for Tax on Investment Income - Columns e - h

(e) Gross sales price	(f) Depreciation allowed (or allowable)	(g) Cost or other basis plus expense of sale	(h) Gain or (loss) (e) plus (f) minus (g)
1,850		1,054	796
3,450		1,967	1,483
400		224	176
7,900		4,295	3,605
27		41	-14
589		912	-323
500		767	-267
1,473		1,461	12
772		759	13
441		406	35
375		345	30
1,797		1,676	121
4,759		4,452	307
3,803		3,486	317
132		120	12
3,322		3,009	313
853		740	113
1,326		1,153	173
40		57	-17
297		435	-138
654		989	-335
867		1,056	-189
1,574		1,915	-341
444		541	-97
365		491	-126
183		247	-64
176		234	-58
496		653	-157
1,349		1,763	-414
23		30	-7

Form 990PF Part IV - Capital Gains and Losses for Tax on Investment Income - Columns e - h

(e) Gross sales price	(f) Depreciation allowed (or allowable)	(g) Cost or other basis plus expense of sale	(h) Gain or (loss) (e) plus (f) minus (g)
306		412	-106
309		412	-103
477		674	-197
918		1,288	-370
998		1,394	-396
347		473	-126
343		471	-128
421		574	-153
402		546	-144
2,041		1,222	819
2,166		2,615	-449
2,166		451	1,715
2,139		876	1,263
2,217		876	1,341
985		315	670
964		315	649
214		70	144
214		70	144
1,290		420	870
894		280	614
367		413	-46
1,527		1,735	-208
2,621		2,975	-354
1,694		2,103	-409
5,454		2,106	3,348
2,776		1,095	1,681
1,822		737	1,085
2,986		1,221	1,765
2,783		1,158	1,625
152		110	42

Form 990PF Part IV - Capital Gains and Losses for Tax on Investment Income - Columns e - h

(e) Gross sales price	(f) Depreciation allowed (or allowable)	(g) Cost or other basis plus expense of sale	(h) Gain or (loss) (e) plus (f) minus (g)
2,651		1,944	707
2,214		1,614	600
755		555	200
2,990		2,182	808
1,305		961	344
1,656		1,212	444
2,994		2,166	828
406		294	112
1,268		941	327
3,001		2,221	780
801		602	199
2,101		1,556	545
2,926		2,149	777
296		537	-241
188		317	-129
940		1,539	-599
750		1,239	-489
1,121		1,865	-744
1,037		1,736	-699
2,782		2,591	191
2,311		2,594	-283
1,035		1,120	-85
1,436		1,579	-143
1,847		2,037	-190
327		356	-29
421		446	-25
3,089		3,270	-181
1,170		1,094	76
3,511		2,501	1,010
1,404		1,339	65

Form 990PF Part IV - Capital Gains and Losses for Tax on Investment Income - Columns e - h

(e) Gross sales price	(f) Depreciation allowed (or allowable)	(g) Cost or other basis plus expense of sale	(h) Gain or (loss) (e) plus (f) minus (g)
2,902		2,764	138
1,451		1,386	65
421		399	22
281		267	14
562		527	35
1,238		1,799	-561
787		439	348
221		158	63
1,725		1,245	480
265		186	79
796		479	317
560		477	83
1,475		2,162	-687
1,598		2,340	-742
440		576	-136
274		360	-86
629		828	-199
636		827	-191
86		108	-22
514		643	-129
197		250	-53
478		607	-129
271		393	-122
369		536	-167
254		357	-103
490		678	-188
129		180	-51
599		828	-229
845		789	56
1,387		1,115	272

Form 990PF Part IV - Capital Gains and Losses for Tax on Investment Income - Columns e - h

(e) Gross sales price	(f) Depreciation allowed (or allowable)	(g) Cost or other basis plus expense of sale	(h) Gain or (loss) (e) plus (f) minus (g)
304		246	58
2,145		1,588	557
110		82	28
293		219	74
1,170		876	294
1,109		822	287
1,626		1,205	421
1,113		1,083	30
97		93	4
733		1,845	-1,112
443		479	-36
434		467	-33
636		683	-47
627		683	-56
99		108	-9
412		467	-55
354		396	-42
549		611	-62
286		312	-26
1,395		1,546	-151
96		108	-12
96		108	-12
1,928		2,158	-230
988		822	166
1,178		975	203
923		972	-49
923		628	295
867		628	239
2,198		472	1,726
1,872		387	1,485

Form 990PF Part IV - Capital Gains and Losses for Tax on Investment Income - Columns e - h

(e) Gross sales price	(f) Depreciation allowed (or allowable)	(g) Cost or other basis plus expense of sale	(h) Gain or (loss) (e) plus (f) minus (g)
2,413		497	1,916
338		68	270
882		170	712
208		528	-320
55		127	-72
114		198	-84
59		103	-44
37		62	-25
199		332	-133
33		54	-21
105		165	-60
46		72	-26
72		111	-39
85		131	-46
39		59	-20
26		39	-13
95		145	-50
22		33	-11
112		157	-45
613		1,084	-471
84		148	-64
157		119	38
2,697		2,038	659
585		367	218
275		176	99
948		627	321
162		110	52
374		248	126
122		86	36
2,293		1,821	472

Form 990PF Part IV - Capital Gains and Losses for Tax on Investment Income - Columns e - h

(e) Gross sales price	(f) Depreciation allowed (or allowable)	(g) Cost or other basis plus expense of sale	(h) Gain or (loss) (e) plus (f) minus (g)
2,312		1,170	1,142
3,569		2,364	1,205
1,165		837	328
3,938		2,138	1,800
487		264	223
5,710		1,384	4,326
2,040		493	1,547
3,291		804	2,487
5,484		1,315	4,169
724		615	109
1,612		1,358	254
1,780		1,013	767
838		476	362
2,208		1,387	821
1,735		1,090	645
2,936		2,479	457
961		826	135
335		301	34
950		871	79
642		599	43
168		156	12
395		379	16
889		857	32
250		238	12
1,049		999	50
100		95	5
901		863	38
590		469	121
328		261	67
295		238	57

Form 990PF Part IV - Capital Gains and Losses for Tax on Investment Income - Columns e - h

(e) Gross sales price	(f) Depreciation allowed (or allowable)	(g) Cost or other basis plus expense of sale	(h) Gain or (loss) (e) plus (f) minus (g)
131		107	24
1,114		905	209
812		662	150
1,219		993	226
335		189	146
712		712	0
331		292	39
1,599		1,540	59
946		863	83
2,744		1,238	1,506
1,450		830	620
1,007		390	617
3,044		951	2,093
1,531		475	1,056
307		86	221
1,194		393	801
2,803		1,000	1,803
1,140		382	758
1,111		371	740
658		214	444
865		273	592
2,643		819	1,824
493		59	434
1,215		144	1,071
1,180		140	1,040
554		563	-9
1,276		1,287	-11
741		935	-194
320		152	168
2,909		1,477	1,432

Form 990PF Part IV - Capital Gains and Losses for Tax on Investment Income - Columns e - h

(e) Gross sales price	(f) Depreciation allowed (or allowable)	(g) Cost or other basis plus expense of sale	(h) Gain or (loss) (e) plus (f) minus (g)
2,589		1,157	1,432
2,656		944	1,712
2,462		1,161	1,301
1,555		580	975
870		891	-21
943		953	-10
323		257	66
784		627	157
346		278	68
807		628	179
668		521	147
1,683		1,316	367
1,569		1,063	506
35		61	-26
1,264		2,218	-954
3,174		8,329	-5,155
433		1,080	-647
1,330		2,982	-1,652
812		1,786	-974
443		951	-508
832		1,801	-969
507		452	55
3,046		1,512	1,534
745		332	413
1,652		761	891
3,105		1,391	1,714
136		68	68
3,001		1,543	1,458
1,092		569	523
2,015		1,044	971

Form 990PF Part IV - Capital Gains and Losses for Tax on Investment Income - Columns e - h

(e) Gross sales price	(f) Depreciation allowed (or allowable)	(g) Cost or other basis plus expense of sale	(h) Gain or (loss) (e) plus (f) minus (g)
275		148	127
254		132	122
76		63	13
1,196		973	223
954		867	87
1,518		1,209	309
198		79	119
792		320	472
989		400	589
562		240	322
375		155	220
856		386	470
838		386	452
845		386	459
169		77	92
868		402	466
689		325	364
858		402	456
319		147	172
50		25	25
3,096		1,659	1,437
410		302	108
1,640		1,206	434
228		362	-134
1,368		742	626
2,695		1,539	1,156
1,044		589	455
1,001		564	437
1,836		1,024	812
930		515	415

Form 990PF Part IV - Capital Gains and Losses for Tax on Investment Income - Columns e - h

(e) Gross sales price	(f) Depreciation allowed (or allowable)	(g) Cost or other basis plus expense of sale	(h) Gain or (loss) (e) plus (f) minus (g)
1,304		717	587
722		411	311
246		139	107
756		421	335
554		307	247
773		425	348
55		30	25
938		541	397
663		389	274
53		32	21
221		131	90
256		152	104
107		63	44
542		320	222
2,093		2,338	-245
1,196		1,310	-114
299		322	-23
2,487		2,257	230
4,651		1,755	2,896
1,925		726	1,199
1,189		464	725
2,725		1,090	1,635
1,312		690	622
1,817		977	840
3,587		1,419	2,168
15		6	9
666		1,433	-767
2,112		674	1,438
59		19	40
1,887		617	1,270

Form 990PF Part IV - Capital Gains and Losses for Tax on Investment Income - Columns e - h

(e) Gross sales price	(f) Depreciation allowed (or allowable)	(g) Cost or other basis plus expense of sale	(h) Gain or (loss) (e) plus (f) minus (g)
644		208	436
463		141	322
885		269	616
1,737		1,300	437
111		85	26
1,039		805	234
43		27	16
1,033		648	385
1,281		1,493	-212
2,797		1,752	1,045
2,099		1,168	931
278		140	138
432		312	120
469		359	110
938		723	215
489		305	184
172		106	66
562		349	213
115		71	44
438		268	170
599		385	214
104		66	38
161		103	58
473		302	171
392		244	148
184		115	69
127		79	48
485		301	184
613		347	266
241		138	103

Form 990PF Part IV - Capital Gains and Losses for Tax on Investment Income - Columns e - h

(e) Gross sales price	(f) Depreciation allowed (or allowable)	(g) Cost or other basis plus expense of sale	(h) Gain or (loss) (e) plus (f) minus (g)
599		341	258
770		578	192
217		182	35
559		458	101
801		1,221	-420
2,324		2,018	306
2,579		1,958	621
613		674	-61
613		538	75
487		390	97
449		361	88
886		1,019	-133
347		400	-53
1,656		2,092	-436
4		4	0
1,366		1,474	-108
1,365		1,509	-144
1,669		1,862	-193
9			9
98			98
112			112
230		281	-51
2,220		1,595	625
729		601	128
1,071		826	245
119		92	27
999		913	86
4,839		4,700	139
202		196	6
4,616		3,922	694

Form 990PF Part IV - Capital Gains and Losses for Tax on Investment Income - Columns e - h

(e) Gross sales price	(f) Depreciation allowed (or allowable)	(g) Cost or other basis plus expense of sale	(h) Gain or (loss) (e) plus (f) minus (g)
8,242		6,013	2,229
3,594		2,577	1,017
2,209		3,835	-1,626
22,135		19,449	2,686
3,286		2,361	925
715		472	243
3,607		3,355	252
529		261	268
557		276	281
362		188	174
223		116	107
111		58	53
84		46	38
111		60	51
84		46	38
167		90	77
84		44	40
56		30	26
167		89	78
167		87	80
167		90	77
84		47	37
84		47	37
84		46	38
28		15	13
83		51	32
83		46	37
111		65	46
111		67	44
111		67	44

Form 990PF Part IV - Capital Gains and Losses for Tax on Investment Income - Columns e - h

(e) Gross sales price	(f) Depreciation allowed (or allowable)	(g) Cost or other basis plus expense of sale	(h) Gain or (loss) (e) plus (f) minus (g)
111		67	44
111		67	44
167		97	70
56		32	24
83		48	35
28		20	8
110		80	30
7,662		8,330	-668
9,447		10,313	-866
1,347		3,625	-2,278
8,948		5,444	3,504
10,562		5,666	4,896
41		84	-43
8,565		8,536	29
23		19	4
1,002		1,341	-339
4,726		5,444	-718
495		495	0
492		495	-3
165		165	0
330		483	-153
165		241	-76
4,256		6,034	-1,778
4,387		5,310	-923
1,595		1,202	393
2,696		2,235	461
272		123	149
216		99	117
161		74	87
162		74	88

Form 990PF Part IV - Capital Gains and Losses for Tax on Investment Income - Columns e - h

(e) Gross sales price	(f) Depreciation allowed (or allowable)	(g) Cost or other basis plus expense of sale	(h) Gain or (loss) (e) plus (f) minus (g)
218		99	119
162		74	88
164		74	90
163		74	89
218		99	119
219		99	120
216		99	117
216		99	117
220		99	121
109		49	60
54		37	17
54		37	17
55		37	18
110		75	35
55		37	18
55		37	18
54		37	17
109		74	35
4,092		2,632	1,460
2,771		1,755	1,016
2,769		5,205	-2,436
3,467		5,817	-2,350
95		111	-16
95		111	-16
335		388	-53
922		1,054	-132
146		121	25
96		81	15
95		81	14
95		81	14

Form 990PF Part IV - Capital Gains and Losses for Tax on Investment Income - Columns e - h

(e) Gross sales price	(f) Depreciation allowed (or allowable)	(g) Cost or other basis plus expense of sale	(h) Gain or (loss) (e) plus (f) minus (g)
47		40	7
94		80	14
47		40	7
185		161	24
46		40	6
138		121	17
91		80	11
137		121	16
181		161	20
91		80	11
227		201	26
175		161	14
132		121	11
176		158	18
227		197	30
590		502	88
177		154	23
133		119	14
44		40	4
133		121	12
133		122	11
3,867		5,205	-1,338
3,185		4,602	-1,417
8,071		5,987	2,084
3,273		3,636	-363
95		66	29
286		195	91
286		197	89
286		198	88
238		167	71

Form 990PF Part IV - Capital Gains and Losses for Tax on Investment Income - Columns e - h

(e) Gross sales price	(f) Depreciation allowed (or allowable)	(g) Cost or other basis plus expense of sale	(h) Gain or (loss) (e) plus (f) minus (g)
143		100	43
238		168	70
143		102	41
191		136	55
286		204	82
191		137	54
5,022		1,949	3,073
1,104		1,669	-565
32		49	-17
519		781	-262
98		146	-48
265		390	-125
266		390	-124
65		98	-33
96		146	-50
32		49	-17
129		117	12
33		29	4
33		29	4
100		88	12
33		29	4
99		88	11
100		88	12
103		88	15
34		29	5
100		88	12
33		29	4
96		88	8
257		233	24
180		146	34

Form 990PF Part IV - Capital Gains and Losses for Tax on Investment Income - Columns e - h

(e) Gross sales price	(f) Depreciation allowed (or allowable)	(g) Cost or other basis plus expense of sale	(h) Gain or (loss) (e) plus (f) minus (g)
36		29	7
109		88	21
368		292	76
30		55	-25
90		166	-76
90		166	-76
91		166	-75
30		55	-25
91		166	-75
61		111	-50
61		111	-50
215		165	50
315		243	72
186		142	44
129		98	31
330		248	82
215		162	53
114		86	28
329		250	79
143		110	33
192		143	49
339		269	70
236		187	49
699		962	-263
200		273	-73
624		858	-234
798		1,133	-335
307		437	-130
228		255	-27
57		51	6

Form 990PF Part IV - Capital Gains and Losses for Tax on Investment Income - Columns e - h

(e) Gross sales price	(f) Depreciation allowed (or allowable)	(g) Cost or other basis plus expense of sale	(h) Gain or (loss) (e) plus (f) minus (g)
57		53	4
91		85	6
137		128	9
1,592		744	848
207		119	88
415		238	177
462		268	194
479		268	211
371		90	281
1,341		322	1,019
640		153	487
8,417		3,544	4,873
13,455		8,075	5,380
322		257	65
606		501	105
387		316	71
227		185	42
323		264	59
422		343	79
98		79	19
717		580	137
65		53	12
162		132	30
550		448	102
65		53	12
65		53	12
163		132	31
33		26	7
652		499	153
2,245		2,669	-424

Form 990PF Part IV - Capital Gains and Losses for Tax on Investment Income - Columns e - h

(e) Gross sales price	(f) Depreciation allowed (or allowable)	(g) Cost or other basis plus expense of sale	(h) Gain or (loss) (e) plus (f) minus (g)
17,961		21,307	-3,346
4,490		13,198	-8,708
3,592		8,692	-5,100
4,939		11,010	-6,071
9		9	0
7,069		4,537	2,532
1,475		907	568
2,947		1,815	1,132
16,656		9,981	6,675
25,742		13,840	11,902
12,114		6,190	5,924
1,350		1,210	140
12,662		11,291	1,371
12,013		14,199	-2,186
8,649		10,165	-1,516
3,844		3,376	468
8,169		6,581	1,588
3,364		2,628	736
9,953		4,311	5,642
5,333		5,358	-25
16,833		13,395	3,438
1,122		986	136
2,558		2,959	-401
5,846		6,903	-1,057
8,230		7,890	340
3,631		2,264	1,367
5,961		3,396	2,565
1,987		1,651	336
4,068		3,302	766
3,119		4,968	-1,849

Form 990PF Part IV - Capital Gains and Losses for Tax on Investment Income - Columns e - h

(e) Gross sales price	(f) Depreciation allowed (or allowable)	(g) Cost or other basis plus expense of sale	(h) Gain or (loss) (e) plus (f) minus (g)
4,366		6,876	-2,510
2,550		3,929	-1,379
4,053		8,736	-4,683
1,463		2,376	-913
			0
230		370	-140
489		605	-116
245		302	-57
351		437	-86
244		302	-58
1,596		2,185	-589
1,965		2,019	-54
246		95	151
2,702		1,398	1,304
860		397	463
1,915		1,536	379
2,872		3,784	-912
2,899		3,784	-885
6,902		5,488	1,414
444		398	46
203		281	-78
119		168	-49
441		399	42
501		436	65
286		244	42
112		122	-10
187		199	-12
163		179	-16
154		173	-19
345		325	20

Form 990PF Part IV - Capital Gains and Losses for Tax on Investment Income - Columns e - h

(e) Gross sales price	(f) Depreciation allowed (or allowable)	(g) Cost or other basis plus expense of sale	(h) Gain or (loss) (e) plus (f) minus (g)
172		166	6
172		166	6
263		244	19
263		247	16
236		219	17
381		317	64
345		273	72
109		209	-100
91		176	-85
109		210	-101
54		105	-51
64		123	-59
82		158	-76
64		121	-57
64		121	-57
100		65	35
33		22	11
67		43	24
100		65	35
168		108	60
129		87	42
33		22	11
32		22	10
33		22	11
66		43	23
33		22	11
33		22	11
34		22	12
7,454		8,144	-690
6,992		6,108	884

Form 990PF Part IV - Capital Gains and Losses for Tax on Investment Income - Columns e - h

(e) Gross sales price	(f) Depreciation allowed (or allowable)	(g) Cost or other basis plus expense of sale	(h) Gain or (loss) (e) plus (f) minus (g)
361		92	269
120		31	89
239		61	178
362		91	271
249		61	188
125		36	89
371		107	264
372		109	263
125		36	89
249		73	176
496		147	349
370		110	260
123		37	86
123		38	85
763		230	533
382		115	267
127		39	88
5,300		4,565	735
2,650		2,433	217
5,538		3,152	2,386
5,578		3,152	2,426
1,352		788	564
5,407		3,311	2,096
5,090		3,452	1,638
5,090		3,762	1,328

Form 990PF Part IV - Capital Gains and Losses for Tax on Investment Income - Columns i - l

Complete only for assets showing gain in column (h) and owned by the foundation on 12/31/69			(l) Gains (Col (h) gain minus col (k), but not less than -0-) or Losses (from col (h))
(i) F M V as of 12/31/69	(j) Adjusted basis as of 12/31/69	(k) Excess of col (i) over col (j), if any	
			3,736
			19,842
			10,328
			780
			30,976
			-17,179
			852
			-70,188
			-80,964
			-82,470
			-42,870
			-55,200
			2,975
			11,919
			56,643
			-62,661
			2,063
			15,832
			-53,032
			-3,661
			183
			5,041
			12,193
			15,326
			18,941
			14,549
			24,728
			22,314
			5,074
			66,651

Form 990PF Part IV - Capital Gains and Losses for Tax on Investment Income - Columns i - l

Complete only for assets showing gain in column (h) and owned by the foundation on 12/31/69			(l) Gains (Col (h) gain minus col (k), but not less than -0-) or Losses (from col (h))
(i) F M V as of 12/31/69	(j) Adjusted basis as of 12/31/69	(k) Excess of col (i) over col (j), if any	
			11,385
			6,072
			66
			5,664
			72
			3,708
			6
			4,416
			5,496
			2,124
			4,060
			69
			4,176
			210
			1,981
			1,964
			5,444
			-3,496
			-4,150
			2,971
			4,290
			2,186
			2,930
			728
			-1,833
			4,071
			3,599
			-14,971
			-1,301
			-10,851

Form 990PF Part IV - Capital Gains and Losses for Tax on Investment Income - Columns i - l

Complete only for assets showing gain in column (h) and owned by the foundation on 12/31/69			(l) Gains (Col (h) gain minus col (k), but not less than -0-) or Losses (from col (h))
(i) F M V as of 12/31/69	(j) Adjusted basis as of 12/31/69	(k) Excess of col (i) over col (j), if any	
			-3,032
			5,573
			5,998
			-2,613
			-1,261
			-1,114
			19,257
			-6,125
			-4,056
			2,438
			24,056
			13,417
			5,001
			11,755
			-32,872
			-10,019
			-10,015
			-46,974
			-281
			-1,981
			9,636
			-29,397
			-24,886
			7,586
			-25
			-256
			-78
			-14
			-198
			-144

Form 990PF Part IV - Capital Gains and Losses for Tax on Investment Income - Columns i - l

Complete only for assets showing gain in column (h) and owned by the foundation on 12/31/69			(l) Gains (Col (h) gain minus col (k), but not less than -0-) or Losses (from col (h))
(i) F M V as of 12/31/69	(j) Adjusted basis as of 12/31/69	(k) Excess of col (i) over col (j), if any	
			-95
			-43
			-139
			-104
			-409
			-51
			-154
			-139
			-60
			-61
			-212
			-126
			-53
			-10
			-219
			-850
			-303
			-636
			-777
			-613
			-180
			-516
			-60
			-164
			-275
			148
			139
			-22
			-4
			-77

Form 990PF Part IV - Capital Gains and Losses for Tax on Investment Income - Columns i - l

Complete only for assets showing gain in column (h) and owned by the foundation on 12/31/69			(l) Gains (Col (h) gain minus col (k), but not less than -0-) or Losses (from col (h))
(i) F M V as of 12/31/69	(j) Adjusted basis as of 12/31/69	(k) Excess of col (i) over col (j), if any	
			-178
			-79
			-16
			-61
			-29
			-16
			-14
			-20
			3
			5
			45
			243
			285
			54
			57
			130
			70
			105
			83
			31
			54
			69
			30
			497
			259
			126
			78
			64
			-60
			-90

Form 990PF Part IV - Capital Gains and Losses for Tax on Investment Income - Columns i - l

Complete only for assets showing gain in column (h) and owned by the foundation on 12/31/69			(l) Gains (Col (h) gain minus col (k), but not less than -0-) or Losses (from col (h))
(i) F M V as of 12/31/69	(j) Adjusted basis as of 12/31/69	(k) Excess of col (i) over col (j), if any	
			23
			265
			1,362
			834
			1,114
			83
			51
			18
			1,637
			593
			-154
			-395
			-272
			-78
			-73
			-46
			-71
			-21
			-65
			-6
			-222
			-44
			-56
			-52
			-84
			-15
			-14
			-26
			-21
			-29

Form 990PF Part IV - Capital Gains and Losses for Tax on Investment Income - Columns i - l

Complete only for assets showing gain in column (h) and owned by the foundation on 12/31/69			(l) Gains (Col (h) gain minus col (k), but not less than -0-) or Losses (from col (h))
(i) F M V as of 12/31/69	(j) Adjusted basis as of 12/31/69	(k) Excess of col (i) over col (j), if any	
			189
			27
			219
			512
			769
			76
			177
			152
			-99
			-263
			-134
			-183
			-205
			-591
			-70
			-619
			-39
			-722
			-458
			-122
			-79
			-290
			-112
			-308
			271
			245
			347
			149
			685
			1,003

Form 990PF Part IV - Capital Gains and Losses for Tax on Investment Income - Columns i - l

Complete only for assets showing gain in column (h) and owned by the foundation on 12/31/69			(l) Gains (Col (h) gain minus col (k), but not less than -0-) or Losses (from col (h))
(i) F M V as of 12/31/69	(j) Adjusted basis as of 12/31/69	(k) Excess of col (i) over col (j), if any	
			796
			1,483
			176
			3,605
			-14
			-323
			-267
			12
			13
			35
			30
			121
			307
			317
			12
			313
			113
			173
			-17
			-138
			-335
			-189
			-341
			-97
			-126
			-64
			-58
			-157
			-414
			-7

Form 990PF Part IV - Capital Gains and Losses for Tax on Investment Income - Columns i - l

Complete only for assets showing gain in column (h) and owned by the foundation on 12/31/69			(l) Gains (Col (h) gain minus col (k), but not less than -0-) or Losses (from col (h))
(i) F M V as of 12/31/69	(j) Adjusted basis as of 12/31/69	(k) Excess of col (i) over col (j), if any	
			-106
			-103
			-197
			-370
			-396
			-126
			-128
			-153
			-144
			819
			-449
			1,715
			1,263
			1,341
			670
			649
			144
			144
			870
			614
			-46
			-208
			-354
			-409
			3,348
			1,681
			1,085
			1,765
			1,625
			42

Form 990PF Part IV - Capital Gains and Losses for Tax on Investment Income - Columns i - l

Complete only for assets showing gain in column (h) and owned by the foundation on 12/31/69			(l) Gains (Col (h) gain minus col (k), but not less than -0-) or Losses (from col (h))
(i) F M V as of 12/31/69	(j) Adjusted basis as of 12/31/69	(k) Excess of col (i) over col (j), if any	
			707
			600
			200
			808
			344
			444
			828
			112
			327
			780
			199
			545
			777
			-241
			-129
			-599
			-489
			-744
			-699
			191
			-283
			-85
			-143
			-190
			-29
			-25
			-181
			76
			1,010
			65

Form 990PF Part IV - Capital Gains and Losses for Tax on Investment Income - Columns i - l

Complete only for assets showing gain in column (h) and owned by the foundation on 12/31/69			(l) Gains (Col (h) gain minus col (k), but not less than -0-) or Losses (from col (h))
(i) F M V as of 12/31/69	(j) Adjusted basis as of 12/31/69	(k) Excess of col (i) over col (j), if any	
			138
			65
			22
			14
			35
			-561
			348
			63
			480
			79
			317
			83
			-687
			-742
			-136
			-86
			-199
			-191
			-22
			-129
			-53
			-129
			-122
			-167
			-103
			-188
			-51
			-229
			56
			272

Form 990PF Part IV - Capital Gains and Losses for Tax on Investment Income - Columns i - l

Complete only for assets showing gain in column (h) and owned by the foundation on 12/31/69			(l) Gains (Col (h) gain minus col (k), but not less than -0-) or Losses (from col (h))
(i) F M V as of 12/31/69	(j) Adjusted basis as of 12/31/69	(k) Excess of col (i) over col (j), if any	
			58
			557
			28
			74
			294
			287
			421
			30
			4
			-1,112
			-36
			-33
			-47
			-56
			-9
			-55
			-42
			-62
			-26
			-151
			-12
			-12
			-230
			166
			203
			-49
			295
			239
			1,726
			1,485

Form 990PF Part IV - Capital Gains and Losses for Tax on Investment Income - Columns i - l

Complete only for assets showing gain in column (h) and owned by the foundation on 12/31/69			(l) Gains (Col (h) gain minus col (k), but not less than -0-) or Losses (from col (h))
(i) F M V as of 12/31/69	(j) Adjusted basis as of 12/31/69	(k) Excess of col (i) over col (j), if any	
			1,916
			270
			712
			-320
			-72
			-84
			-44
			-25
			-133
			-21
			-60
			-26
			-39
			-46
			-20
			-13
			-50
			-11
			-45
			-471
			-64
			38
			659
			218
			99
			321
			52
			126
			36
			472

Form 990PF Part IV - Capital Gains and Losses for Tax on Investment Income - Columns i - l

Complete only for assets showing gain in column (h) and owned by the foundation on 12/31/69			(l) Gains (Col (h) gain minus col (k), but not less than -0-) or Losses (from col (h))
(i) F M V as of 12/31/69	(j) Adjusted basis as of 12/31/69	(k) Excess of col (i) over col (j), if any	
			1,142
			1,205
			328
			1,800
			223
			4,326
			1,547
			2,487
			4,169
			109
			254
			767
			362
			821
			645
			457
			135
			34
			79
			43
			12
			16
			32
			12
			50
			5
			38
			121
			67
			57

Form 990PF Part IV - Capital Gains and Losses for Tax on Investment Income - Columns i - l

Complete only for assets showing gain in column (h) and owned by the foundation on 12/31/69			(l) Gains (Col (h) gain minus col (k), but not less than -0-) or Losses (from col (h))
(i) F M V as of 12/31/69	(j) Adjusted basis as of 12/31/69	(k) Excess of col (i) over col (j), if any	
			24
			209
			150
			226
			146
			0
			39
			59
			83
			1,506
			620
			617
			2,093
			1,056
			221
			801
			1,803
			758
			740
			444
			592
			1,824
			434
			1,071
			1,040
			-9
			-11
			-194
			168
			1,432

Form 990PF Part IV - Capital Gains and Losses for Tax on Investment Income - Columns i - l

Complete only for assets showing gain in column (h) and owned by the foundation on 12/31/69			(l) Gains (Col (h) gain minus col (k), but not less than -0-) or Losses (from col (h))
(i) F M V as of 12/31/69	(j) Adjusted basis as of 12/31/69	(k) Excess of col (i) over col (j), if any	
			1,432
			1,712
			1,301
			975
			-21
			-10
			66
			157
			68
			179
			147
			367
			506
			-26
			-954
			-5,155
			-647
			-1,652
			-974
			-508
			-969
			55
			1,534
			413
			891
			1,714
			68
			1,458
			523
			971

Form 990PF Part IV - Capital Gains and Losses for Tax on Investment Income - Columns i - l

Complete only for assets showing gain in column (h) and owned by the foundation on 12/31/69			(l) Gains (Col (h) gain minus col (k), but not less than -0-) or Losses (from col (h))
(i) F M V as of 12/31/69	(j) Adjusted basis as of 12/31/69	(k) Excess of col (i) over col (j), if any	
			127
			122
			13
			223
			87
			309
			119
			472
			589
			322
			220
			470
			452
			459
			92
			466
			364
			456
			172
			25
			1,437
			108
			434
			-134
			626
			1,156
			455
			437
			812
			415

Form 990PF Part IV - Capital Gains and Losses for Tax on Investment Income - Columns i - l

Complete only for assets showing gain in column (h) and owned by the foundation on 12/31/69			(l) Gains (Col (h) gain minus col (k), but not less than -0-) or Losses (from col (h))
(i) F M V as of 12/31/69	(j) Adjusted basis as of 12/31/69	(k) Excess of col (i) over col (j), if any	
			587
			311
			107
			335
			247
			348
			25
			397
			274
			21
			90
			104
			44
			222
			-245
			-114
			-23
			230
			2,896
			1,199
			725
			1,635
			622
			840
			2,168
			9
			-767
			1,438
			40
			1,270

Form 990PF Part IV - Capital Gains and Losses for Tax on Investment Income - Columns i - l

Complete only for assets showing gain in column (h) and owned by the foundation on 12/31/69			(l) Gains (Col (h) gain minus col (k), but not less than -0-) or Losses (from col (h))
(i) F M V as of 12/31/69	(j) Adjusted basis as of 12/31/69	(k) Excess of col (i) over col (j), if any	
			436
			322
			616
			437
			26
			234
			16
			385
			-212
			1,045
			931
			138
			120
			110
			215
			184
			66
			213
			44
			170
			214
			38
			58
			171
			148
			69
			48
			184
			266
			103

Form 990PF Part IV - Capital Gains and Losses for Tax on Investment Income - Columns i - l

Complete only for assets showing gain in column (h) and owned by the foundation on 12/31/69			(l) Gains (Col (h) gain minus col (k), but not less than -0-) or Losses (from col (h))
(i) F M V as of 12/31/69	(j) Adjusted basis as of 12/31/69	(k) Excess of col (i) over col (j), if any	
			258
			192
			35
			101
			-420
			306
			621
			-61
			75
			97
			88
			-133
			-53
			-436
			0
			-108
			-144
			-193
			9
			98
			112
			-51
			625
			128
			245
			27
			86
			139
			6
			694

Form 990PF Part IV - Capital Gains and Losses for Tax on Investment Income - Columns i - l

Complete only for assets showing gain in column (h) and owned by the foundation on 12/31/69			(l) Gains (Col (h) gain minus col (k), but not less than -0-) or Losses (from col (h))
(i) F M V as of 12/31/69	(j) Adjusted basis as of 12/31/69	(k) Excess of col (i) over col (j), if any	
			2,229
			1,017
			-1,626
			2,686
			925
			243
			252
			268
			281
			174
			107
			53
			38
			51
			38
			77
			40
			26
			78
			80
			77
			37
			37
			38
			13
			32
			37
			46
			44
			44

Form 990PF Part IV - Capital Gains and Losses for Tax on Investment Income - Columns i - l

Complete only for assets showing gain in column (h) and owned by the foundation on 12/31/69			(l) Gains (Col (h) gain minus col (k), but not less than -0-) or Losses (from col (h))
(i) F M V as of 12/31/69	(j) Adjusted basis as of 12/31/69	(k) Excess of col (i) over col (j), if any	
			44
			44
			70
			24
			35
			8
			30
			-668
			-866
			-2,278
			3,504
			4,896
			-43
			29
			4
			-339
			-718
			0
			-3
			0
			-153
			-76
			-1,778
			-923
			393
			461
			149
			117
			87
			88

Form 990PF Part IV - Capital Gains and Losses for Tax on Investment Income - Columns i - l

Complete only for assets showing gain in column (h) and owned by the foundation on 12/31/69			(l) Gains (Col (h) gain minus col (k), but not less than -0-) or Losses (from col (h))
(i) F M V as of 12/31/69	(j) Adjusted basis as of 12/31/69	(k) Excess of col (i) over col (j), if any	
			119
			88
			90
			89
			119
			120
			117
			117
			121
			60
			17
			17
			18
			35
			18
			18
			17
			35
			1,460
			1,016
			-2,436
			-2,350
			-16
			-16
			-53
			-132
			25
			15
			14
			14

Form 990PF Part IV - Capital Gains and Losses for Tax on Investment Income - Columns i - l

Complete only for assets showing gain in column (h) and owned by the foundation on 12/31/69			(l) Gains (Col (h) gain minus col (k), but not less than -0-) or Losses (from col (h))
(i) F M V as of 12/31/69	(j) Adjusted basis as of 12/31/69	(k) Excess of col (i) over col (j), if any	
			7
			14
			7
			24
			6
			17
			11
			16
			20
			11
			26
			14
			11
			18
			30
			88
			23
			14
			4
			12
			11
			-1,338
			-1,417
			2,084
			-363
			29
			91
			89
			88
			71

Form 990PF Part IV - Capital Gains and Losses for Tax on Investment Income - Columns i - l

Complete only for assets showing gain in column (h) and owned by the foundation on 12/31/69			(l) Gains (Col (h) gain minus col (k), but not less than -0-) or Losses (from col (h))
(i) F M V as of 12/31/69	(j) Adjusted basis as of 12/31/69	(k) Excess of col (i) over col (j), if any	
			43
			70
			41
			55
			82
			54
			3,073
			-565
			-17
			-262
			-48
			-125
			-124
			-33
			-50
			-17
			12
			4
			4
			12
			4
			11
			12
			15
			5
			12
			4
			8
			24
			34

Form 990PF Part IV - Capital Gains and Losses for Tax on Investment Income - Columns i - l

Complete only for assets showing gain in column (h) and owned by the foundation on 12/31/69			(l) Gains (Col (h) gain minus col (k), but not less than -0-) or Losses (from col (h))
(i) F M V as of 12/31/69	(j) Adjusted basis as of 12/31/69	(k) Excess of col (i) over col (j), if any	
			7
			21
			76
			-25
			-76
			-76
			-75
			-25
			-75
			-50
			-50
			50
			72
			44
			31
			82
			53
			28
			79
			33
			49
			70
			49
			-263
			-73
			-234
			-335
			-130
			-27
			6

Form 990PF Part IV - Capital Gains and Losses for Tax on Investment Income - Columns i - l

Complete only for assets showing gain in column (h) and owned by the foundation on 12/31/69			(l) Gains (Col (h) gain minus col (k), but not less than -0-) or Losses (from col (h))
(i) F M V as of 12/31/69	(j) Adjusted basis as of 12/31/69	(k) Excess of col (i) over col (j), if any	
			4
			6
			9
			848
			88
			177
			194
			211
			281
			1,019
			487
			4,873
			5,380
			65
			105
			71
			42
			59
			79
			19
			137
			12
			30
			102
			12
			12
			31
			7
			153
			-424

Form 990PF Part IV - Capital Gains and Losses for Tax on Investment Income - Columns i - l

Complete only for assets showing gain in column (h) and owned by the foundation on 12/31/69			(l) Gains (Col (h) gain minus col (k), but not less than -0-) or Losses (from col (h))
(i) F M V as of 12/31/69	(j) Adjusted basis as of 12/31/69	(k) Excess of col (i) over col (j), if any	
			-3,346
			-8,708
			-5,100
			-6,071
			0
			2,532
			568
			1,132
			6,675
			11,902
			5,924
			140
			1,371
			-2,186
			-1,516
			468
			1,588
			736
			5,642
			-25
			3,438
			136
			-401
			-1,057
			340
			1,367
			2,565
			336
			766
			-1,849

Form 990PF Part IV - Capital Gains and Losses for Tax on Investment Income - Columns i - l

Complete only for assets showing gain in column (h) and owned by the foundation on 12/31/69			(l) Gains (Col (h) gain minus col (k), but not less than -0-) or Losses (from col (h))
(i) F M V as of 12/31/69	(j) Adjusted basis as of 12/31/69	(k) Excess of col (i) over col (j), if any	
			-2,510
			-1,379
			-4,683
			-913
			0
			-140
			-116
			-57
			-86
			-58
			-589
			-54
			151
			1,304
			463
			379
			-912
			-885
			1,414
			46
			-78
			-49
			42
			65
			42
			-10
			-12
			-16
			-19
			20

Form 990PF Part IV - Capital Gains and Losses for Tax on Investment Income - Columns i - l

Complete only for assets showing gain in column (h) and owned by the foundation on 12/31/69			(l) Gains (Col (h) gain minus col (k), but not less than -0-) or Losses (from col (h))
(i) F M V as of 12/31/69	(j) Adjusted basis as of 12/31/69	(k) Excess of col (i) over col (j), if any	
			6
			6
			19
			16
			17
			64
			72
			-100
			-85
			-101
			-51
			-59
			-76
			-57
			-57
			35
			11
			24
			35
			60
			42
			11
			10
			11
			23
			11
			11
			12
			-690
			884

Form 990PF Part IV - Capital Gains and Losses for Tax on Investment Income - Columns i - l

Complete only for assets showing gain in column (h) and owned by the foundation on 12/31/69			(l) Gains (Col (h) gain minus col (k), but not less than -0-) or Losses (from col (h))
(i) F M V as of 12/31/69	(j) Adjusted basis as of 12/31/69	(k) Excess of col (i) over col (j), if any	
			269
			89
			178
			271
			188
			89
			264
			263
			89
			176
			349
			260
			86
			85
			533
			267
			88
			735
			217
			2,386
			2,426
			564
			2,096
			1,638
			1,328

Form 990PF Part VIII Line 1 - List all officers, directors, trustees, foundation managers and their compensation

(a) Name and address	(b) Title, and average hours per week devoted to position	(c) Compensation (If not paid, enter -0-)	(d) Contributions to employee benefit plans and deferred compensation	(e) Expense account, other allowances
LOU C KERR 12501 N MAY AVENUE OKLAHOMA CITY,OK 73120	PRESIDENT 40 00	192,754	17,714	0
STEVEN S KERR 12501 N MAY AVENUE OKLAHOMA CITY,OK 73120	VICE PRESIDENT AND TRUSTEE 2 00	61,540	5,150	0
LAURA KERR OGLE 12501 N MAY AVENUE OKLAHOMA CITY,OK 73120	VICE PRESIDENT/SECRETARY/T 8 50	62,283	5,150	0
CODY T KERR 12501 N MAY AVENUE OKLAHOMA CITY,OK 73120	TRUSTEE 2 00	18,100	0	0
RUTH LEEBRON LEVENSON 12501 N MAY AVENUE OKLAHOMA CITY,OK 73120	TRUSTEE 2 00	15,800	0	0

Form 990PF Part XV Line 3 - Grants and Contributions Paid During the Year or Approved for Future Payment

Recipient	If recipient is an individual, show any relationship to any foundation manager or substantial contributor	Foundation status of recipient	Purpose of grant or contribution	Amount
Name and address (home or business)				
a <i>Paid during the year</i>				
ALLIED ARTS FOUNDATION 1015 NORTH BROADWAY SUITE 200 OKLAHOMA CITY,OK 73102		501(C)(3)	SUPPORT ALLIED ART'S 2012 ANNUAL CAMPAIGN	10,000
AMERICAN THEATRE COMPANY PO BOX 1265 TULSA,OK 74101		501(C)(3)	TO PROVIDE SCHOLSHIPS FOR 5 STUDENTS IN UNDERSERVED PUBLIC SCHOOLS AT \$300 PER CHILD TO ATTEND SUMMER THEATRE CLASSES	1,500
ARKANSAS PROSTRATE CANCER FOUNDATION INC 1910 N GRANT ST LITTLE ROCK,AR 72207		501(C)(3)	TO SUPPORT ARKANSAS PROSTRATE CANCER FOUNDATION'S SCREENING, PATIENT NAVIGATION, AND EDUCATION PROGRAMS	2,500
ARTS LIVE THEATRE INC 818 SANG AVENUE FAYETTEVILLE,AR 72702		501(C)(3)	TO PROVIDE FINANCIAL SUPPORT FOR THE 2012 MUSICAL PRODUCTION "HANK", MORE SPECIFICALLY FOR RENTAL OF THE PERFORMANCE VENUE AND FOR 10 SCHOLSHIPS WITHIN THE BAUM-BUMPIN SCHOLSHIP FUND	4,000
ATOMIC HERITAGE FOUNDATION 910 17TH STREET NORTHWEST SUITE 408 WASHINGTON,DC 20006		501(C)(3)	PROVIDE FUNDING FOR DEVELOPMENT OF A NEW WEBSITE CALLED "VOICES OF THE MANHATTAN PROJECT", WHICH WILL PROVIDE ONLINE ACCESS TO RECORDED ORAL HISTORIES BY EYEWITNESSES INVOLVED IN THE TOP-SECRET ATOMIC BOMB PROGRAM	10,000
CALICO ROCK MUSEUM FOUNDATION INC 104 MAIN STREET CALICO ROCK,AR 72519		501(C)(3)	TO HELP PURCHASE, RENOVATE, AND RESTORE THE ADJOINING RODMAN HARDWARE BUILDING LOCATED IN CALICO ROCK	2,000
CAMP ALDERSGATE INC 2000 ALDERSGATE ROAD LITTLE ROCK,AR 72205		501(C)(3)	SUPPORT THE 2011 SUMMER MEDICAL CAMPS PROGRAM FOR CHILDREN WITH DISABILITIES	3,000
CATCHING THE DREAM 8200 MOUNTAIN ROAD NORTHEAST SUITE 203 ALBUQUERQUE,NM 87110		501(C)(3)	PROVIDE SCHOLARSHIPS FOR HIGH-POTENTIAL NATIVE AMERICAN COLLEGE STUDENTS	5,000
CENRAL CITY OPERA HOUSE ASSOCIATION PO BOX 249 CENTRAL CITY,CO 80427		501(C)(3)	SUPPORT LIVE ARTS EXPERIENCES FOR COLORADO K-12 AUDIENCES, ESPECIALLY MINORITY AND LOW INCOME STUDENTS, WHO HAVE LITTLE OR NO ACCESS TO SUCH LIVE PERFORMANCES, AND TO INTRODUCE OPERA AS A VIBRANT STORYTELLING MEDIUM, FOSTERING CREATIVITY & IMAGINATION	5,000
CHEYENNE MOUNTAIN CIVIC SOLUTIONS 205 EAST CHEYENNE MOUNTAIN BOULEVARD COLORADO SPRINGS,CO 80906		501(C)(3)	SUPPORT "COLORADO SPRINGS GETTING AHEAD", A NEW PROGRAM TO BRING THE "BRIDGES OUT OF POVERTY" NATIONAL MOVEMENT TO THE PIKES PEAK REGION IN A POWERFUL WAY	5,000
CHILDREN'S ADVOCACY CENTER OF COLLIN COUNTY 2205 LOS RIOS BOULEVARD PLANO,TX 75074		501(C)(3)	HELP PROVIDE FURNISHINGS FOR FOUR (4) PLAY THERAPY ROOMS AT CHILDREN'S ADVOCACY CENTER OF COLLIN COUNTY'S NEW SATELLITE FACILITY	5,000
COLORADO STATE UNIVERSITY FOUNDATION 410 UNIVERSITY SERVICES CENTER FT COLLINS,CO 80523		501(C)(3)	SUPPORT THE "BRINGING ARTS INTEGRATION TO YOUTH" PROGRAM (BRAINY) AT THE UNIVERSITY CENTER FOR THE ARTS AT COLORADO STATE UNIVERSITY	2,500
COOKE COUNTY FAIR ASSOCIATION PO BOX 156 LINDSAY,TX 76250		501(C)(3)	HELP FUND THE FOLLOWING EQUIPMENT FOR CCFA'S WASH AREA MATERIALS \$269 FOR SIX NON-FREEZABLE FAUCETS, \$1,300 FOR A 288 SQUARE FOOT CEMENT SLAB, AND \$500 FOR A TIE UP RACK	2,000
COUNCIL ON FOUNDATIONS 2121 CRYSTAL DRIVE SUITE 700 ARLINGTON,VA 22202		501(C)(3)	SUPPORT THE PROGRAMS OF COUNCIL ON FOUNDATIONS	2,740
DESERT ACADEMY AT SANTA FE 313 CAMINO ALIRE SANTA FE,NM 87501		501(C)(3)	PROVIDE FINANCIAL AID FOR TWO TO FOUR STUDENTS IN THE INTERNATIONAL BACCALAUREATE DIPLOMA PROGRAMME, AND WHO WOULD NOT BE ABLE TO PARTICIPATE WITHOUT FINANCIAL ASSISTANCE	5,000

Form 990PF Part XV Line 3 - Grants and Contributions Paid During the Year or Approved for Future Payment

Recipient	If recipient is an individual, show any relationship to any foundation manager or substantial contributor	Foundation status of recipient	Purpose of grant or contribution	Amount
Name and address (home or business)				
a <i>Paid during the year</i>				
DUNCAN LITTLE THEATRE INCORPORATED 824 WEST MAIN STREET DUNCAN,OK 73533		501(C)(3)	SUPPORT VARIOUS PROGRAMS, INCLUDING THE PRODUCTION OF SMALLER SHOWS IN TEEN THEATRE TO INCREASE AWARENESS TO YOUTH AND THEIR PARENTS, AND BY TAKING SMALL PLAYS TO AREA NURSING HOMES	3,000
ELLEN NOEL ART MUSEUM OF THE PERMIAN BASIN 4909 EAST UNIVERSITY BOULEVARD ODESSA,TX 79762		501(C)(3)	FOR GENERAL OPERATING COSTS FOR THE YEAR 2011	5,000
FAMILY PROMISE OF ODESSA INC 1354 E 6TH ST ODESSA,TX 79761		501(C)(3)	TO PROVIDE OPERATING FUNDS, THEREBY ENSURING THE SUCCESS OF THE MISSION TO ENABLE HOMELESS FAMILIES WITH CHILDREN TO ACHIEVE LASTING SELF-SUFFICIENCY BY PROVIDING SHELTER, MEALS, AND ACCESS TO COMMUNITY SOCIAL SERVICES	3,000
FAMILY PROMISE OF SHAWNEE INC PO BOX 3040 SHAWNEE,OK 74802		501(C)(3)	FOR GENERAL OPERATING EXPENSES	10,000
FRIENDS OF HONOR HEIGHTS PARK ASSOCIATION 4211 HIGH OAKS MUSKOGEE,OK 74401		501(C)(3)	HELP FUND THE CONSTRUCTION OF THE TEACHING GARDENS AND BUTTERFLY SANCTUARY FACILITY IN HONOR HEIGHTS PARK	3,000
GIRL SCOUTS - WESTERN OKLAHOMA INC 6100 NORTH ROBINSON OKLAHOMA CITY,OK 73118		501(C)(3)	SUPPORT THE LEADERSHIP CAMPAIGN, WHICH WILL RAISE FUNDS FOR THE RENOVATION OF A NEW LEADERSHIP CENTER THIS WOULD, IN TURN, INCREASE THE CAPACITY OF THE COUNCIL TO SERVE MORE GIRLS IN ALL 39 COUNTIES	5,000
GREASY COMMUNITY FELLOWSHIP ORGANIZATION INC PO BOX 1024 STILWELL,OK 74960		501(C)(3)	SUPPORT THE COMMUNITY'S ART PROGRAM WITH THE PURCHASE OF ART SUPPLIES, SNACKS FOR STUDENTS, INSTRUCTORS, AND OFFICE SUPPLIES	2,400
GUADALUPE MONTESSORI SCHOOL INC 1731 NORTH ALABAMA STREET SILVER CITY,NM 88061		501(C)(3)	SUPPORT THE MONTESSORI SCHOOL'S AFTER SCHOOL PROGRAM	5,000
GUTHRIE ARTS AND HUMANITIES COUNCIL PO BOX 38 GUTHRIE,OK 73044		501(C)(3)	SUPPORT POLLARD THEATRE'S ANNUAL FUND CAMPAIGN	10,000
HEART MINISTRIES INC PO BOX 2068 HUTCHINSON,KS 67504		501(C)(3)	HELP PROVIDE IN-DEPTH TRAINING FOR VOLUNTEERS TO ASSIST ARTIST IN DIRECT SERVICES TWO TO THREE TIMES PER MONTH (DEPENDENT ON GROUP SIZE) AND WOULD COVER COST OF ART SUPPLIES	4,000
HOSPITAL DISTRICT NO 6 OF HARPER COUNTY KANSAS 1101 EAST SPRING STREET ANTHONY,KS 67003		501(C)(3)	HELP REBUILD THE HOSPITAL ORIGINALLY DESTROYED BY FIRE, WHICH WILL FEATURE A WELLNESS EDUCATION CENTER, WITH BOTH EXERCISE EQUIPMENT AND HEALTH EDUCATION CLASSES/WORKSHOP TO HELP STOP OBESITY AND POOR HEALTH	10,000
INTERNATIONAL ARTS & ARTISTS INC 9 HILLYER COURT NORTHWEST WASHINGTON,DC 20008		501(C)(3)	HELP SUPPORT THE PROGRAMS AND ACTIVITIES OF INTERNATIONAL ARTS & ARTISTS' HILLYER ART SPACE	5,000
JAZZ IN JUNE INC POBOX 2405 NORMAN,OK 73070		501(C)(3)	SUPPORT 2012 FESTIVAL	3,000
KEEPING DEGRAY LAKE BEAUTIFUL INC 134 IRON MOUNTAIN MARINA DRIVE ARKADELPHIA,AR 71923		501(C)(3)	FOR THE PURCHASE OF WATER SAFETY MATERIALS FOR THE DEGRAY LAKESIDE, NAMELY A WATER SAFETY DOG COSTUME, THROW BAGS FOR THE BEACHES, KEY RINGS, WATER BOTTLES, FRISBEES, FOOTBALLS, BEACH BAGS, SOFT PACK COOLERS, AND WATER SAFETY ACTIVITY BOOKS	4,000
KESHET DANCE COMPANY 214 COAL AVENUE SOUTHWEST ALBUQUERQUE,NM 87102		501(C)(3)	SUPPORT THE EXPANSION OF KESHET'S OUTREACH PROGRAM WHICH SERVES INCARCERATED TEENS AGES 12-18 AT THE STATEWIDE DETENTION FACILITY, NM'S YOUTH DIAGNOSTIC AND DEVELOPMENT CENTER	5,000


Form 990PF Part XV Line 3 - Grants and Contributions Paid During the Year or Approved for Future Payment

Recipient	If recipient is an individual, show any relationship to any foundation manager or substantial contributor	Foundation status of recipient	Purpose of grant or contribution	Amount
Name and address (home or business)				
a <i>Paid during the year</i>				
LAKE DILLON FOUNDATION FOR THE PERFORMING ARTS PO BOX 2625 DILLON,CO 80435		501(C)(3)	PROVIDE SCHOLSHIP FUNDING FOR THE LAKE DILLON THEATRE COMPANY YOUTH THEATRE WORKSHOP	2,500
LAS COLINA SYMPHONY ORCHESTRA INC PO BOX 14144 IRVING,TX 75014		501(C)(3)	SUPPORT THE PROGRAMS OF LAS COLINAS SYMPHONY ORCHESTRA, NAMELY FOR ARTIST PORTIONS OF PRODUCTIONS, MATERIALS IN THE CURRICULUM, AND TECHNICAL COSTS	7,000
LIGHTHOUSE WRITERS WORKSHOP INC 1515 RACE STREET DENVER,CO 80206		501(C)(3)	FOR THE YOUNG WRITERS PROGRAM, SERVING YOUNG PEOPLE AGES 10-18 TO ENCOURAGE CREATIVITY & SELF-EXPRESSION, IMPROVE ACADEMIC PERFORMANCE & PROBLEM SOLVING ABILITIES, & FOSTER SELF-CONFIDENCE THROUGH DEVELOPING WRITING SKILLS & INTEREST IN LITERATURE	3,500
LYRIC THEATRE OF OKLAHOMA CITY 1727 NORTHWEST 16TH STREET OKLAHOMA CITY,OK 73106		501(C)(3)	HELP FUND LYRIC'S 10TH ANNIVERSARY CELEBRATORY PRODUCTION TO BE HELD IN MAY 2011	10,000
MCCALL'S CHAPEL SCHOOL INC 13546 COUNTY ROAD 3600 ADA,OK 74820		501(C)(3)	HELP PURCHASE WHEELCHAIR-ACCESSIBLE DOORS WITH PRESSURE-PLATE OPENERS FOR MCCALL'S RESIDENTS WITH INTELLECTUAL DISABILITIES AND MOBILITY IMPAIRMENT	15,000
MEALS ON WHEELS OF NORMAN INC POBOX 1371 NORMAN,OK 73070		501(C)(3)	HELP SUSIDIZE THE COST OF PROVIDING MEALS TO THE LOW-INCOME, SENIOR, ILL, AND DISABLED MEMBERS OF THE NORMAN COMMUNITY	5,000
MUSIC FROM ANGEL FIRE PO BOX 502 ANGEL FIRE,NM 87710		501(C)(3)	ELP SUPPORT YOUNG ARTIST/MUSIC IN SCHOOL'S EDUCATIONAL PROGRAMS, WHICH PLAY A MAJOR ROLE IN MUSIC EDUCATION AND HISTORY THROUGH CLASSROOM CONCERTS IN UNDERSERVED RURAL NORTHERN NEW MEXICO	5,000
NATIONAL COWBOY AND WESTERN HERITAGE MUSEUM 1700 NORTHEAST 63RD STREET OKLAHOMA CITY,OK 73111		501(C)(3)	FOR THE RENOVATIONS TO AND FINAL DESIGN OF THE ROBERT S & GRAYCE B KERR CHANGING EXHIBITION GALLERY	35,000
NEIGHBORHOOD ALLIANCE OF OKLAHOMA CITY INC 1236 NORTHWEST 36TH STREET OKLAHOMA CITY,OK 73118		501(C)(3)	PROVIDE FUNDING FOR A NEW PROGRAM ENTITLED "STRONG NEIGHBORHOODS INITIATIVE"	5,000
NEWVIEW OKLAHOMA INC 501 NORTH DOUGLAS AVENUE OKLAHOMA CITY,OK 73106		501(C)(3)	PROVIDE SCHOLARSHIPS FOR 25 UNDERSERVED PEOPLE TO OBTAIN VISION REHABILITATION TRAINING NEEDED TO LEAD MORE SAFE, INDEPENDENT LIVES IN THEIR HOME AND COMMUNITY	3,000
OASIS A SECOND CHANCE OPERATION 17101 PRESTON ROAD SUITE 260 DALLAS,TX 75248		501(C)(3)	FOR THE SOLE PURPOSE OF HELPING FORMERLY INCARCERATED PERSONS REBUILD THEIR LIVES AND MAKE A MEANINGFUL CONTRIBUTION TO THEIR FAMILIES IN THE DALLAS/COLLIN COUNTY COMMUNITIES	5,000
OKLAHOMA ALLIANCE ON AGING 3200 NORTHWEST 48TH STREET ROOM 222 OKLAHOMA CITY,OK 73112		501(C)(3)	FOR GENERAL OPERATING EXPENSES	3,000
OKLAHOMA FIRST 1018 WEST BROOKE AVENUE STILLWATER,OK 74075		501(C)(3)	SPONSOR THE 2012 OKLAHOMA REGIONAL-FIRST ROBOTICS COMPETITION MARCH 29-31, 2012	5,000
OKLAHOMA STATE UNIVERSITY FOUNDATION-ANNUAL BUSINESS LEADERSHIP PROGRAM PO BOX 1749 STILLWATER,OK 74076		501(C)(3)	SUPPORT THE OKLAHOMA INTERNATIONAL WOMEN'S FORUM/OSU WOMEN'S BUSINESS LEADERSHIP CONFERENCE HELD ANNUALLY IN TULSA,OK	10,000
OKLAHOMA STATE UNIVERSITY FOUNDATION-OK PUBLIC MEDIA EXCHANGE PO BOX 1749 STILLWATER,OK 74046		501(C)(3)	SUPPORT THE OK MEDIA EXCHANGE "STATE IMPACT" OKLAHOMA PROGRAM	10,000


Form 990PF Part XV Line 3 - Grants and Contributions Paid During the Year or Approved for Future Payment

Recipient	If recipient is an individual, show any relationship to any foundation manager or substantial contributor	Foundation status of recipient	Purpose of grant or contribution	Amount
Name and address (home or business)				
a Paid during the year				
OKLAHOMA YOUTH EXPOSITION INC 431 NORTHEAST 14TH STREET OKLAHOMA CITY,OK 73104		501(C)(3)	PROVIDE SCHOLARSHIPS TO HIGH SCHOOL SENIORS WHO PARTICIPATE IN THE SPRING LIVESTOCK SHOW	3,000
OPENWORLD LEARNING 360 ACOMA STREET 102 DENVER,CO 80223		501(C)(3)	SUPPORT THE ELEMENTARY PROGRAM WHICH SERVES APPROXIMATELY 250 STUDENTS WITH MORE THAN 45,000 PROGRAM CONTACT HOURS ANNUALLY	2,000
PERRY COUNTY HISTORICAL MUSEUM PO BOX 1128 PERRVILLE,AR 72126		501(C)(3)	FOR THE DEVELOPMENT OF AN ELECTRONIC EDUCATIONAL PRESENTATION AND DISPLAY ON THE HISTORY OF PERRY COUNTY, USING COMPUTERS AND A PROJECTOR OBTAINED THROUGH A PRIOR KFI GRANT	2,000
PROJECT TRANSFORMATION 547 EAST JEFFERSON BOULEVARD DALLAS,TX 75203		501(C)(3)	SUPPORT THE CONTINUATION OF PROJECT TRANSFORMATION'S SUMMER CAMP, PROVIDING THE HIGHEST QUALITY OF EDUCATIONAL OPPORTUNITIES AND SUMMER PROGRAMMING FOR EACH CHILD	4,000
PULASKI COUNTY COUNCIL FOR COMMUNITIES CHILDREN AND YOUTH 201 BROADWAY ST SUITE 220 LITTLE ROCK,AR 72201		501(C)(3)	FUNDS TO SUPPLEMENT THE ACT PREPERATION PROGRAM TO PROVIDE AN ADDITIONAL 100 HIGH SCHOOL STUDENTS IN PULASKI COUNTY, ARKANSAS THE OPPORTUNITY TO PARTICIPATE	5,000
RESTART INC 918 EAST 9TH STREET KANSAS CITY,MO 64106		501(C)(3)	PROVIDE OPERATING EXPENSES FOR THE CONTINUATION OF RESTART'S FAMILY EMERGENCY SHELTER	3,000
SAFEHOME INC POBOX 4563 OVERLAND PARK,KS 66204		501(C)(3)	SUPPORT THE SHELTER'S BASIC NEEDS, SUCH AS FOOD AND SUPPLIES FOR A NUTRITIONAL PROGRAM FOR FAMILIES WHO ARE VICTIMS OF DOMESTIC VIOLENCE	4,000
SAN LUIS VALLEY MUSEUM 401 HUNT AVENUE ALAMOSA,CO 81101		501(C)(3)	PROVIDE FINANCIAL SUPPORT SO THAT THE SAN LUIS VALLEY MUSEUM WILL BE ABLE TO STAY OPEN AND PROVDE MANY ONGOING PROGRAMS FOR THE CHILDREN AND THE COMMUNITY	5,000
SOUTH CENTRAL INDUSTRIES INC PO BOX 3766 SHAWNEE,OK 74802		501(C)(3)	ASSIST SOUTH CENTRAL'S GROUP HOMES WITH THE PURCHASE OF TWO SIX PASSENGER VEHICLES EQUIPPED TO TRANSPORT INDIVIDUALS WITH DISABILITIES TO THEIR VARIOUS DAILY ACTIVIES	2,500
SOUTHEASTERN FOUNDATION 1405 NORTH 4TH PMB 4187 DURANT,OK 74701		501(C)(3)	SUPPORT THE HEALTH, PHYSICAL EDUCATION, AND RECREATION (HPER) EXERCISE PHYSIOLOGY LABORATORY	8,000
SPECIAL CARE INC 12201 NORTH WESTERN AVENUE OKLAHOMA CITY,OK 73114		501(C)(3)	SUPPORT CAPITAL BUILDING CAMPAIGN WHICH WILL EXPAND FACILITY SPACE, RESOURCES AND INCREASE THE NUMBER OF CHILDREN SERVED	15,000
TAOS HISTORIC MUSEUMS INC 222 LEDOUX STREET TAOS,NM 875715944		501(C)(3)	PROVIDE FINANCIAL ASSISTANCE FOR THE RE-MUDDING OF THE HACIENDA DE LOS MARTINEZ, A HISTORIC ADOBE BUILDING, LISTED ON THE NATIONAL REGISTER OF HISTORIC PLACES	5,000
THE UNIVERSITY OF OKLAHOMA FOUNDATION 100 TIMBERDELL ROAD NORMAN,OK 73019		501(C)(3)	FOR THE CREATION OF A STUDENT ENRICHMENT FUND TO PROVIDE OPPORTUNITIES FOR STUDENTS TO ACHIEVE THEIR CREATIVE AND EDUCATIONAL GOALS, NAMELY FOR AUDITIONS, PERFORMANCE TOURS, AND CONFERENCES TO ENHANCE THEIR TRAINING AND EDUCATION	25,000
THE WILMA MANKILLER FOUNDATION 7030 SOUTH YALE TULSA,OK 74136		501(C)(3)	SUPPORT THE PRODUCTION OF THE MOVIE "THE CHEROKEE WORD FOR WATER", A FILM MENTORSHIP PROGRAM, JOB SKILLS TRAINING, AND AN EDUCATIONAL CURRICULUM TO ACCOMPANY THE MOVIE	50,000
TOWN & COUNTRY SCHOOL INC 8906 E 34TH ST TULSA,OK 74145		501(C)(3)	PROVIDE FUNDING FOR THE STAR READER ACCELERATED READING PROGRAM AND ONSITE PROFESSIONAL DEVELOPMENT FOR THE STAFF	5,000

Form 990PF Part XV Line 3 - Grants and Contributions Paid During the Year or Approved for Future Payment

Recipient	If recipient is an individual, show any relationship to any foundation manager or substantial contributor	Foundation status of recipient	Purpose of grant or contribution	Amount
Name and address (home or business)				
a <i>Paid during the year</i>				
TULSA HISTORICAL SOCIETY 2445 SOUTH PEORIA TULSA,OK 74114		501(C)(3)	CREATE, CONSTRUCT, MAINTAIN, AND PRESENT THE TULSA HISTORICAL SOCIETY'S EIGHT EXHIBITS ON HISTORICAL TOPICS IN 2012	5,000
TURNING POINT CENTER 1701 JACQUELYN DRIVE HOUSTON,TX 77055		501(C)(3)	UPGRADE THE STANDARD TOILETS IN TURNING POINT'S 30 UNIT FACILITY WITH ADA CERTIFIED HANDICAPPED TOILETS	2,500
UNIVERSITY OF CENTRAL OKLAHOMA FOUNDATION 100 NORTH UNIVERSITY DRIVE BOX 133 EDMOND,OK 73034		501(C)(3)	ENABLE UNVIERSITY OF CENTRAL OKLAHOMA TO RESEARCH, WRITE, AND DISSEMINATE THE OKLAHOMA CIVIC HEALTH INDEX FOR 2012	10,000
Total  3a				422,640

Form 990PF Part XV Line 3 - Grants and Contributions Paid During the Year or Approved for Future Payment

Recipient	If recipient is an individual, show any relationship to any foundation manager or substantial contributor	Foundation status of recipient	Purpose of grant or contribution	Amount
Name and address (home or business)				
b <i>Approved for future payment</i>				
AMERICAN INDIAN CULTURAL CENTER FOUNDATION900 NORTH BROADWAY SUITE 200 OKLAHOMA CITY,OK 73102		501(C)(3)	HELP FINANCE THE CONSTRUCTION OF THE AMERICAN INDIAN CULTURAL CENTER AND MUSEUM	15,000
ARMED SERVICES YMCA OF THE USA-LAWTON CHAPTER201 SW 4TH ST LAWTON,OK 73501		501(C)(3)	SUPPORT CHILDCARE ASSISTANCE TO CHILDREN OF MILITARY FAMILIES, PROVIDING CONSISTENCY AS FAMILIES ADJUST TO CHANGES IN MILITARY LIFE	5,000
CELEBRATIONS PRESCHOOL INC 944 SW 59TH OKLAHOMA CITY,OK 73109		501(C)(3)	HELP FINANCE THE ESSENTIAL UP-GRADE NEEDED FOR THE FACILITIES KITCHEN TO ENABLE THE STAFF TO PROVIDE A NUTRITIOUS BREAKFAST, LUNCH, AND SNACK TO STUDENTS EACH DAY AND TO PROVIDE A CLEANER ENVIRONMENT IN GENERAL	4,000
CITY KIDS TO WILDERNESS PROJECT INC2437 15TH STREET NW WASHINGTON,DC 20009		501(C)(3)	TO SUPPORT THE INTERNSHIP AND TRANSITION PROGRAM, THUS PROVIDING GROWTH AND DEVELOPMENT OF LOW-INCOME AND AT-RISK HIGH SCHOOL STUDENTS IN THE WASHINGTON DC AREA	5,000
CREATIVE OKLAHOMA INC133 W MAIN ST 100 OKLAHOMA CITY,OK 73102		501(C)(3)	TO PROVIDE FUNDING FOR THE EXPANSION OF CREATIVE OKLAHOMA MEMBERSHIP PROGRAM	4,000
DAILY LIVING CENTERS INC1681 SW 86TH ST OKLAHOMA CITY,OK 73159		501(C)(3)	TO PROVIDE SCHOLARSHIPS FOR DAY CARE HEALTH TO ASSIST SPECIAL CARE OLDER ADULTS IN MEETING THEIR ESSENTIAL NEEDS AND QUALITY OF LIFE WHO CAN'T FINANCIALLY AFFORD IT	8,000
DALLAS HOLOCAUST MUSEUM211 N RECORD ST 100 DALLAS,TX 75201		501(C)(3)	TO SUPPORT THE MUSEUM'S VARIOUS PROGRAMS SUCH AS TOLERANCE EDUCATION AND HOLOCAUST EDUCATION TO STUDENTS REGARDLESS OF THEIR ABILITY TO PAY	5,000
FAB LAB TULSA INCORPORATED 710 S LEWIS AVE TULSA,OK 74104		501(C)(3)	FOR COMMUNITY OUTREACH AND EDUCATION PROGRAMS TO INCLUDE FUNDS TO PURCHASE COMPUTERS, SOFTWARE, TOOLS, EQUIPMENT, STUDENT KITS, AND LABOR COSTS TO ADMINISTER THE PROGRAMS	5,000
GALAXY COUNSELING CENTER 1025 S JUPITER RD GARLAND,TX 75042		501(C)(3)	TO PROVIDE FUNDING FOR THE YOUNG MENTAL WELLNESS PROGRAM, ALLOWING FOR 200 YMW SESSIONS ADDRESSING ISSUES SUCH AS FAMILY VIOLENCE, SEXUAL ABUSE, ANGER MANAGEMENT, DEPRESSION AND OTHER DIFFULTIES	5,000
GEORGIA O'KEEFFE MUSEUM217 JOHNSON ST SANTA FE,NM 87501		501(C)(3)	PROVIDE FUNDING TO SUPPORT TWELVE MONTHS OF PUBLIC ART EXHIBITIONS AND K-12 EDUCATION PROGRAMMING, IN ITS DIVERSE AUDIENCES, COMMUNITY, AND STEWARDSHIP OF THE ARTISTIC LEGACY OG GEORGIA O'KEEFFE	5,000
HEARTLIGHT MINISTRIES7345 EAST US HIGHWAY 80 HALLSVILLE,TX 75650		501(C)(3)	TO HELP FUND THE REMODELING AND CONSTRUCTION OF AN EDUCATION/RECREATIONAL BUILDING AS A PART OF PHASE II OF HEARTLIGHT'S CAPITAL CAMPAIGN	7,500
MENTORS OF MINORITIES IN EDUCATION INCPO BOX 75481 WASHINGTON,DC 20013		501(C)(3)	TO PROVIDE PROGRAM SUPPORT FOR MOMIE'S AFTER SCHOOL PROGRAM, WHICH OFFERS COMPREHENSIVE, HOLISTIC SUPPORT AND OPPORTUNITIES FOR APPROXIMATELY 50 CHILDREN AND YOUTH, AGES 3-15	5,000
MUSIC THEATRE OF WICHITA INC 225 W DOUGLAS STE 202 WICHITA,KS 67202		501(C)(3)	TO SUPPORT MUSICAL THEATRE PERFORMERS AND DANCE MAJORS FROM OU,OCU, AND UCO, TO BE HIRED FOR THE SUMMER SEASON	5,000
NATURE CONSERVANCY INC2727 E 21ST ST SUITE 102 TULSA,OK 74114		501(C)(3)	FOR THE CONSTRUCTION OF A SECOND BUILDING WHICH IS A REGIONAL ENVIRONMENTAL SCIENCE FACILITY THIS BUILDING WILL PROVIDE SPACE FOR VISITING RESEARCH PARTNERS/COLLABORATORS, OFFERING A PRESERVE OFFICE, LAB, STORAGE, MUDROOM, SHOWERS AND TOILET FACILITIES	25,000
OKLAHOMA CENTER FOR NONPROFITS INC720 W WILSHIRE BLVD OKLAHOMA CITY,OK 73116		501(C)(3)	TO PROVIDE FUNDING FOR STATEWIDE, MONTHLY TRAINING SESSIONS, INCLUDING THE STANDARDS FOR EXCELLENCE CLINIC SERIES, WORKSHOPS, AND OTHER EXPERIENTAL NONPROFIT LEADERSHIP EDUCATION AND ORGANIZATIONAL CAPACITY	4,000
OKLAHOMA CITY UNIVERSITY 2501 N BLACKWELDER AVE OKLAHOMA CITY,OK 73106		501(C)(3)	TO SUPPORT PROGRAMS AND CLASSES FOR DISADVANTAGED YOUTH, SENIORS, AND FAMILY LITERARY NEEDS THAT TEACH COMPUTER AND INTERNET SKILLS, JOB SKILLS, SOCIAL CONNECTIONS, GED PREP, ESL, AND HELP IMPROVE READING SKILLS	5,000
OKLAHOMA MEDICAL RESEARCH FOUNDATION825 NE 13TH ST OKLAHOMA CITY,OK 73104		501(C)(3)	TO HELP OKLAHOMA MEDICAL RESEARCH FOUNDATION UNDERWRITE THE COSTS OF "START UP" PACKAGES FOR TWO NEW PRINCIPAL SCIENTISTS WHO WILL FOCUS ON UNDERSTANDING AND TREATING AUTO-IMMUNE DISEASES	50,000
OKLAHOMA PARTNERSHIP FOR SCHOOL READINESS FOUNDATION INC421 NW 13THST STE 270 OKLAHOMA CITY,OK 73103		501(C)(3)	TO PROVIDE FUNDING FOR "READING BEGINS AT HOME", A NEW PROJECT TO IMPROVE LITERACY RATES BY ENGAGING LOW INCOME PARENTS IN EARLY LEARNING WITH THEIR CHILDREN SAID FUNDS WOULD ALSO PROVIDE BOOKS TO CHILDREN IN A SIX COUNTY AREA	5,000
OKLAHOMA STATE UNIVERSITY FOUNDATIONPO BOX 1749 STILLWATER,OK 74074		501(C)(3)	TO SUPPORT THE OKLAHOMA INTERNATIONAL WOMEN'S FORUM/OSU WOMEN'S BUSINESS LEADERSHIP CONFERENCE HELD ANNUALLY IN TULSA, OK	12,500
OKLAHOMA STATE UNIVERSITY FOUNDATIONPO BOX 1749 STILLWATER,OK 74074		501(C)(3)	TO SUPPORTTHE "SO YOU WANT TO BE " SUMMER ACADEMY THROUGH THE OSU-OKC CAMPUS, WHICH WILL HELP REDUSE BARRIERS TO POSTSECONDARY EDUCATION FOR 100 UNDERSERVED MIDDLE SCHOOL STUDENTS BY PROVIDING THEM WITH HANDS-ON EXPERIENCE IN DIFFERENT CAREER PATHS	10,000
OKLAHOMA STATE UNIVERSITY FOUNDATIONPO BOX 1749 STILLWATER,OK 74074		501(C)(3)	TO SUPPORT THE OKLAHOMA INTERNATIONAL WOMEN'S FORUM/OSU WOMEN'S BUSINESS LEADERSHIP CONFERENCE HELD ANNUALLY IN TULSA, OK	12,500
THE EDUCATION AND EMPLOYMENT MINISTRY INC14 NE 13TH ST OKLAHOMA CITY,OK 73104		501(C)(3)	TO PROVIDE GENERAL OPERATING FUNDS FOR TEEM	5,000
THE SOCIETY FOR THE ADVANCEMENT OF WOMEN'S HEALTH RESEARCH1025 CONNECTICUT AVE NW STE601 WASHINGTON,DC 20036		501(C)(3)	TO SUPPORT THE RAISE PROJECT, A PROGRAM BASED IN WASHINGTON DC THAT AIMS TO INCREASE THE PROFESSIONAL RECOGNITION OF WOMEN IN SCIENCE, TECHNOLOGY, ENGINEERING, MATH, AND MEDICINE	6,000
TULSA CHILDREN'S MUSEUM560 N MAYBELLE AVE TULSA,OK 74127		501(C)(3)	TO HELP UNDERWRITE TULSA CHILDREN'S MUSEUM'S ONGOING ACCESSIBLE DISCOVERY PROGRAM, ALLOWING FOR EQUAL ACCESS TO THE MUSEUM'S OUTREACH AND DISCOVERY LAB PROGRAMMING FOR CHILDREN AND FAMILIES NO MATTER THE ETHNICITY OR ECONOMICS	3,000
TULSA GIRLS ART SCHOOL PROJECT INC2202 E ADMIRAL BLVD TULSA,OK 74110		501(C)(3)	TO FUND THREE GIRLS FOR ONE YEAR IN THE TULSA GIRLS ART SCHOOL PROGRAM	3,150
YWCA OF OKLAHOMA CITY2460 W I-44 SERVICE RD OKLAHOMA CITY,OK 73112		501(C)(3)	TO FINANCE A NEW 85 BED EMERGENCY SHELTER AND REFURBISH THE EXISITING SHELTER INTO AN EXTENDED STAY SHELTER SAID FUNDS WILL ALSO SUPPORT RENOVATIONS OF THE MCFARLAND BRANCH YMCA IN NORTHEAST OKLAHOMA CITY FOR WOMEN AND CHILDREN IN ABUSIVE SITUATIONS	10,000
Total			 3b	229,650

TY 2012 Accounting Fees Schedule

Name: THE KERR FOUNDATION INC

EIN: 73-1256122

Category	Amount	Net Investment Income	Adjusted Net Income	Disbursements for Charitable Purposes
AUDIT FEES	16,592	14,933		1,659

TY 2012 General Explanation Attachment

Name: THE KERR FOUNDATION INC

EIN: 73-1256122

Identifier	Return Reference	Explanation
		FORM 990-PF, PART II, LINE 14 BASIS ACCUMULATED DEPRE FURNITURE \$196,193 88 \$195,876 67EQUIPMENT \$288,631 98 \$263,667 13BUILDINGS \$1,087,409 05 \$415,940 53LAND \$118,144 74AUTOMOBILES \$18,677 50 \$6,795 50TOTAL \$1,709,057 15 \$882,279 83

**TY 2012 Investments Corporate
Bonds Schedule****Name:** THE KERR FOUNDATION INC**EIN:** 73-1256122

Name of Bond	End of Year Book Value	End of Year Fair Market Value
CORPORATE BONDS	2,774,753	2,961,072

**TY 2012 Investments Corporate
Stock Schedule****Name:** THE KERR FOUNDATION INC**EIN:** 73-1256122

Name of Stock	End of Year Book Value	End of Year Fair Market Value
CORPORATE STOCKS	10,746,228	13,529,714

TY 2012 Investments Government Obligations Schedule

Name: THE KERR FOUNDATION INC

EIN: 73-1256122

**US Government Securities - End of
Year Book Value:**

649,594

**US Government Securities - End of
Year Fair Market Value:**

650,305

**State & Local Government
Securities - End of Year Book
Value:**

0

**State & Local Government
Securities - End of Year Fair
Market Value:**

0

TY 2012 Investments - Other Schedule

Name: THE KERR FOUNDATION INC

EIN: 73-1256122

Category / Item	Listed at Cost or FMV	Book Value	End of Year Fair Market Value
MEMBERSHIP INVESTMENT	AT COST	289,401	289,401

TY 2012 Other Assets Schedule**Name:** THE KERR FOUNDATION INC**EIN:** 73-1256122

Description	Beginning of Year - Book Value	End of Year - Book Value	End of Year - Fair Market Value
ARTWORK	98,264	101,928	101,928
SURRENDER VALUE OF LIFE INSURANCE POLICY	4,110,693	4,204,195	4,204,195

TY 2012 Other Expenses Schedule**Name:** THE KERR FOUNDATION INC**EIN:** 73-1256122

Description	Revenue and Expenses per Books	Net Investment Income	Adjusted Net Income	Disbursements for Charitable Purposes
AUTOMOBILES	15,542	7,771		7,771
COMMUNITY SUPPORT	105,275	0		105,275
CONTRACT LABOR	2,636	1,318		1,318
DUES AND SUBSCRIPTIONS	43,676	21,838		21,838
GRANT ADMINISTRATION	36,742	18,371		18,371
INSURANCE	-80,701	-40,350		-40,351
MISCELLANEOUS BUSINESS EXPENSES	20,352	10,176		10,176
OFFICE SUPPLIES	13,623	6,812		6,811
REPAIRS AND MAINTENANCE	38,590	19,295		19,295
TELEPHONE	12,864	6,432		6,432
UTILITIES	11,423	5,711		5,712

TY 2012 Other Income Schedule

Name: THE KERR FOUNDATION INC

EIN: 73-1256122

Description	Revenue And Expenses Per Books	Net Investment Income	Adjusted Net Income
OIL AND GAS ROYALTIES	52,466	52,466	52,466

TY 2012 Other Increases Schedule

Name: THE KERR FOUNDATION INC

EIN: 73-1256122

Description	Amount
ADJUSTMENT TO COST BASIS OF INVESTMENTS AS PROVIDED BY INVESTMENT BROKERS	84,841

TY 2012 Other Professional Fees Schedule

Name: THE KERR FOUNDATION INC

EIN: 73-1256122

Category	Amount	Net Investment Income	Adjusted Net Income	Disbursements for Charitable Purposes
INVESTMENT	144,406	129,965		14,441
ADMINISTRATIVE/FINANCIAL	111,880	100,692		11,188
CUSTODIAL	19,297	19,297		0

TY 2012 Taxes Schedule**Name:** THE KERR FOUNDATION INC**EIN:** 73-1256122

Category	Amount	Net Investment Income	Adjusted Net Income	Disbursements for Charitable Purposes
FEDERAL EXCISE TAX	22,500	0		0
FOREIGN TAXES WITHHELD	4,595	4,595		0
GROSS PRODUCTION TAX	2,447	1,224		1,223
PAYROLL TAXES	31,796	15,898		15,898