



See a Social Security Number? Say Something!  
Report Privacy Problems to <https://public.resource.org/privacy>  
Or call the IRS Identity Theft Hotline at 1-800-908-4490



Return of Private Foundation  
or Section 4947(a)(1) Nonexempt Charitable Trust  
Treated as a Private Foundation

Note The foundation may be able to use a copy of this return to satisfy state reporting requirements.

2012

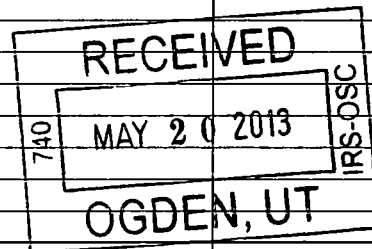
Open to public inspection

For calendar year 2012 or tax year beginning

, and ending

Name of foundation <b>HARRIS-STANSELL FAMILY CHARITABLE TRUST</b>		A Employer identification number <b>62-6320081</b>
Number and street (or P O box number if mail is not delivered to street address) <b>295 N HUBBARDS LANE</b>	Room/suite <b>203</b>	B Telephone number <b>(502) 893-0300</b>
City or town, state, and ZIP code <b>LOUISVILLE, KY 40207</b>		C If exemption application is pending, check here <input type="checkbox"/>
G Check all that apply: <input type="checkbox"/> Initial return <input type="checkbox"/> Final return <input type="checkbox"/> Address change <input type="checkbox"/> Initial return of a former public charity <input type="checkbox"/> Amended return <input type="checkbox"/> Name change		D 1 Foreign organizations, check here <input type="checkbox"/> 2 Foreign organizations meeting the 85% test, check here and attach computation <input type="checkbox"/>
H Check type of organization: <input checked="" type="checkbox"/> Section 501(c)(3) exempt private foundation <input type="checkbox"/> Section 4947(a)(1) nonexempt charitable trust <input type="checkbox"/> Other taxable private foundation		E If private foundation status was terminated under section 507(b)(1)(A), check here <input type="checkbox"/>
I Fair market value of all assets at end of year (from Part II, col (c), line 16) <b>\$ 505,291.</b>	J Accounting method: <input checked="" type="checkbox"/> Cash <input type="checkbox"/> Accrual <input type="checkbox"/> Other (specify) _____	F If the foundation is in a 60-month termination under section 507(b)(1)(B), check here <input type="checkbox"/>

Part I Analysis of Revenue and Expenses (The total of amounts in columns (b), (c), and (d) may not necessarily equal the amounts in column (a).)		(a) Revenue and expenses per books	(b) Net investment income	(c) Adjusted net income	(d) Disbursements for charitable purposes (cash basis only)
Revenue	1 Contributions, gifts, grants, etc., received	272,167.		N/A	
	2 Check <input type="checkbox"/> if the foundation is not required to attach Sch. B				
	3 Interest on savings and temporary cash investments				
	4 Dividends and interest from securities	5,902.	5,902.		STATEMENT 1
	5a Gross rents				
	b Net rental income or (loss)				
	6a Net gain or (loss) from sale of assets not on line 10	145,934.			
	b Gross sales price for all assets on line 6a	330,757.			
	7 Capital gain net income (from Part IV, line 2)		145,934.		
	8 Net short-term capital gain				
	9 Income modifications				
	10a Gross sales less returns and allowances				
b Less Cost of goods sold					
c Gross profit or (loss)					
11 Other income					
12 Total Add lines 1 through 11	424,003.	151,836.			
Operating and Administrative Expenses	13 Compensation of officers, directors, trustees, etc	0.	0.		0.
	14 Other employee salaries and wages				
	15 Pension plans, employee benefits				
	16a Legal fees				
	b Accounting fees	STMT 2 425.	212.		213.
	c Other professional fees	STMT 3 2,699.	2,699.		0.
	17 Interest				
	18 Taxes	STMT 4 357.	357.		0.
	19 Depreciation and depletion				
	20 Occupancy				
	21 Travel, conferences, and meetings				
	22 Printing and publications				
	23 Other expenses				
	24 Total operating and administrative expenses. Add lines 13 through 23	3,481.	3,268.		213.
	25 Contributions, gifts, grants paid	11,000.			11,000.
26 Total expenses and disbursements. Add lines 24 and 25	14,481.	3,268.		11,213.	
27 Subtract line 26 from line 12					
a Excess of revenue over expenses and disbursements	409,522.				
b Net investment income (if negative, enter -0-)		148,568.			
c Adjusted net income (if negative, enter -0-)			N/A		



**Part II Balance Sheets**

Attached schedules and amounts in the description column should be for end-of-year amounts only

		Beginning of year	End of year		
		(a) Book Value	(b) Book Value	(c) Fair Market Value	
<b>Assets</b>	1 Cash - non-interest-bearing		103.	103.	
	2 Savings and temporary cash investments	43,141.			
	3 Accounts receivable ▶				
	Less: allowance for doubtful accounts ▶				
	4 Pledges receivable ▶				
	Less: allowance for doubtful accounts ▶				
	5 Grants receivable				
	6 Receivables due from officers, directors, trustees, and other disqualified persons				
	7 Other notes and loans receivable ▶				
	Less: allowance for doubtful accounts ▶				
	8 Inventories for sale or use				
	9 Prepaid expenses and deferred charges				
	10a Investments - U.S. and state government obligations				
	b Investments - corporate stock STMT 6	93,121.	344,662.	505,188.	
	c Investments - corporate bonds				
<b>Liabilities</b>	11 Investments - land, buildings, and equipment basis ▶				
	Less: accumulated depreciation ▶				
	12 Investments - mortgage loans				
	13 Investments - other				
	14 Land, buildings, and equipment: basis ▶				
	Less: accumulated depreciation ▶				
	15 Other assets (describe ▶)				
	16 Total assets (to be completed by all filers)	136,262.	344,765.	505,291.	
	17 Accounts payable and accrued expenses				
	18 Grants payable				
<b>Net Assets or Fund Balances</b>	19 Deferred revenue				
	20 Loans from officers, directors, trustees, and other disqualified persons				
	21 Mortgages and other notes payable				
	22 Other liabilities (describe ▶)				
23 Total liabilities (add lines 17 through 22)	0.	0.			
<b>Foundations that follow SFAS 117, check here</b> ▶ <input type="checkbox"/>	24 Unrestricted				
	25 Temporarily restricted				
	26 Permanently restricted				
	<b>Foundations that do not follow SFAS 117, check here</b> ▶ <input checked="" type="checkbox"/>	27 Capital stock, trust principal, or current funds	136,262.	344,765.	
		28 Paid-in or capital surplus, or land, bldg., and equipment fund	0.	0.	
		29 Retained earnings, accumulated income, endowment, or other funds	0.	0.	
		30 Total net assets or fund balances	136,262.	344,765.	
	31 Total liabilities and net assets/fund balances	136,262.	344,765.		

**Part III Analysis of Changes in Net Assets or Fund Balances**

1 Total net assets or fund balances at beginning of year - Part II, column (a), line 30 (must agree with end-of-year figure reported on prior year's return)	1	136,262.
2 Enter amount from Part I, line 27a	2	409,522.
3 Other increases not included in line 2 (itemize) ▶	3	0.
4 Add lines 1, 2, and 3	4	545,784.
5 Decreases not included in line 2 (itemize) ▶ SEE STATEMENT 5	5	201,019.
6 Total net assets or fund balances at end of year (line 4 minus line 5) - Part II, column (b), line 30	6	344,765.

**Part IV Capital Gains and Losses for Tax on Investment Income**

(a) List and describe the kind(s) of property sold (e.g., real estate, 2-story brick warehouse; or common stock, 200 shs MLC Co.)	(b) How acquired P - Purchase D - Donation	(c) Date acquired (mo., day, yr.)	(d) Date sold (mo., day, yr.)
1a SEE ATTACHED SCHEDULES			
b SEE ATTACHED SCHEDULES			
c CAPITAL GAINS DIVIDENDS			
d			
e			

(e) Gross sales price	(f) Depreciation allowed (or allowable)	(g) Cost or other basis plus expense of sale	(h) Gain or (loss) (e) plus (f) minus (g)
a		7,582.	<7,582.>
b 153,508.			153,508.
c 8.			8.
d			
e			

Complete only for assets showing gain in column (h) and owned by the foundation on 12/31/69

(i) F.M.V. as of 12/31/69	(j) Adjusted basis as of 12/31/69	(k) Excess of col. (i) over col. (j), if any	(l) Gains (Col. (h) gain minus col. (k), but not less than -0-) or Losses (from col. (h))
a			<7,582.>
b			153,508.
c			8.
d			
e			

2 Capital gain net income or (net capital loss)	<div style="display: flex; align-items: center;"> <div style="border-left: 1px solid black; padding-left: 5px;">           If gain, also enter in Part I, line 7            If (loss), enter -0- in Part I, line 7         </div> <div style="margin-left: 10px;">           2           <div style="border-left: 1px solid black; padding-left: 10px;">145,934.</div> </div> </div>
3 Net short-term capital gain or (loss) as defined in sections 1222(5) and (6): If gain, also enter in Part I, line 8, column (c). If (loss), enter -0- in Part I, line 8	<div style="display: flex; align-items: center;"> <div style="border-left: 1px solid black; padding-left: 5px;">           If gain, also enter in Part I, line 8, column (c).            If (loss), enter -0- in Part I, line 8         </div> <div style="margin-left: 10px;">           3           <div style="border-left: 1px solid black; padding-left: 10px;">N/A</div> </div> </div>

**Part V Qualification Under Section 4940(e) for Reduced Tax on Net Investment Income**

(For optional use by domestic private foundations subject to the section 4940(a) tax on net investment income.)

If section 4940(d)(2) applies, leave this part blank.

Was the foundation liable for the section 4942 tax on the distributable amount of any year in the base period?

☐ Yes ☒ No

If "Yes," the foundation does not qualify under section 4940(e). Do not complete this part.

1 Enter the appropriate amount in each column for each year; see the instructions before making any entries.

(a) Base period years Calendar year (or tax year beginning in)	(b) Adjusted qualifying distributions	(c) Net value of noncharitable-use assets	(d) Distribution ratio (col. (b) divided by col. (c))
2011	6,113.	145,210.	.042098
2010	5,206.	98,801.	.052692
2009	3,313.	83,101.	.039867
2008	5,424.	103,303.	.052506
2007	6,176.	119,800.	.051553

2 Total of line 1, column (d)	2	.238716
3 Average distribution ratio for the 5-year base period - divide the total on line 2 by 5, or by the number of years the foundation has been in existence if less than 5 years	3	.047743
4 Enter the net value of noncharitable-use assets for 2012 from Part X, line 5	4	290,257.
5 Multiply line 4 by line 3	5	13,858.
6 Enter 1% of net investment income (1% of Part I, line 27b)	6	1,486.
7 Add lines 5 and 6	7	15,344.
8 Enter qualifying distributions from Part XII, line 4 If line 8 is equal to or greater than line 7, check the box in Part VI, line 1b, and complete that part using a 1% tax rate. See the Part VI instructions.	8	11,213.

**Part VI Excise Tax Based on Investment Income (Section 4940(a), 4940(b), 4940(e), or 4948 - see instructions)**

1a Exempt operating foundations described in section 4940(d)(2), check here <input type="checkbox"/> and enter "N/A" on line 1. Date of ruling or determination letter: _____ (attach copy of letter if necessary-see instructions)			
b Domestic foundations that meet the section 4940(e) requirements in Part V, check here <input type="checkbox"/> and enter 1% of Part I, line 27b		1	2,971.
c All other domestic foundations enter 2% of line 27b. Exempt foreign organizations enter 4% of Part I, line 12, col. (b).			
2 Tax under section 511 (domestic section 4947(a)(1) trusts and taxable foundations only. Others enter -0-)		2	0.
3 Add lines 1 and 2		3	2,971.
4 Subtitle A (income) tax (domestic section 4947(a)(1) trusts and taxable foundations only. Others enter -0-)		4	0.
5 Tax based on investment income. Subtract line 4 from line 3. If zero or less, enter -0-		5	2,971.
6 Credits/Payments:			
a 2012 estimated tax payments and 2011 overpayment credited to 2012	6a	347.	
b Exempt foreign organizations - tax withheld at source	6b		
c Tax paid with application for extension of time to file (Form 8868)	6c		
d Backup withholding erroneously withheld	6d		
7 Total credits and payments. Add lines 6a through 6d	7	347.	
8 Enter any penalty for underpayment of estimated tax. Check here <input type="checkbox"/> if Form 2220 is attached	8		
9 Tax due. If the total of lines 5 and 8 is more than line 7, enter amount owed	9	2,624.	
10 Overpayment. If line 7 is more than the total of lines 5 and 8, enter the amount overpaid	10		
11 Enter the amount of line 10 to be: Credited to 2013 estimated tax <input type="checkbox"/> Refunded <input type="checkbox"/>	11		

**Part VII-A Statements Regarding Activities**

	Yes	No
1a During the tax year, did the foundation attempt to influence any national, state, or local legislation or did it participate or intervene in any political campaign?		X
1b Did it spend more than \$100 during the year (either directly or indirectly) for political purposes (see instructions for definition)? If the answer is "Yes" to 1a or 1b, attach a detailed description of the activities and copies of any materials published or distributed by the foundation in connection with the activities		X
1c Did the foundation file Form 1120-POL for this year?		X
d Enter the amount (if any) of tax on political expenditures (section 4955) imposed during the year: (1) On the foundation. \$ 0. (2) On foundation managers. \$ 0.		
e Enter the reimbursement (if any) paid by the foundation during the year for political expenditure tax imposed on foundation managers. \$ 0.		
2 Has the foundation engaged in any activities that have not previously been reported to the IRS? If "Yes," attach a detailed description of the activities		X
3 Has the foundation made any changes, not previously reported to the IRS, in its governing instrument, articles of incorporation, or bylaws, or other similar instruments? If "Yes," attach a conformed copy of the changes		X
4a Did the foundation have unrelated business gross income of \$1,000 or more during the year?		X
b If "Yes," has it filed a tax return on Form 990-T for this year?		
5 Was there a liquidation, termination, dissolution, or substantial contraction during the year? If "Yes," attach the statement required by General Instruction T		X
6 Are the requirements of section 508(e) (relating to sections 4941 through 4945) satisfied either: • By language in the governing instrument, or • By state legislation that effectively amends the governing instrument so that no mandatory directions that conflict with the state law remain in the governing instrument?	X	
7 Did the foundation have at least \$5,000 in assets at any time during the year? If "Yes," complete Part II, col. (c), and Part XV	X	
8a Enter the states to which the foundation reports or with which it is registered (see instructions) <u>KY</u>		
b If the answer is "Yes" to line 7, has the foundation furnished a copy of Form 990-PF to the Attorney General (or designate) of each state as required by General Instruction G? If "No," attach explanation	X	
9 Is the foundation claiming status as a private operating foundation within the meaning of section 4942(j)(3) or 4942(j)(5) for calendar year 2012 or the taxable year beginning in 2012 (see instructions for Part XIV)? If "Yes," complete Part XIV		X
10 Did any persons become substantial contributors during the tax year? If "Yes," attach a schedule listing their names and addresses		X

**Part VII-A Statements Regarding Activities** (continued)

11	At any time during the year, did the foundation, directly or indirectly, own a controlled entity within the meaning of section 512(b)(13)? If "Yes," attach schedule (see instructions)	11		X
12	Did the foundation make a distribution to a donor advised fund over which the foundation or a disqualified person had advisory privileges? If "Yes," attach statement (see instructions)	12		X
13	Did the foundation comply with the public inspection requirements for its annual returns and exemption application? Website address <b>N/A</b>	13	X	
14	The books are in care of <b>R. KEITH CULLINAN</b> Telephone no. <b>(502) 893-0300</b> Located at <b>295 N HUBBARDS LANE SUITE 203, LOUISVILLE, KY</b> ZIP+4 <b>40207</b>			
15	Section 4947(a)(1) nonexempt charitable trusts filing Form 990-PF in lieu of Form 1041 - Check here and enter the amount of tax-exempt interest received or accrued during the year	15	N/A	
16	At any time during calendar year 2012, did the foundation have an interest in or a signature or other authority over a bank, securities, or other financial account in a foreign country? See the instructions for exceptions and filing requirements for Form TD F 90-22.1. If "Yes," enter the name of the foreign country	16	Yes	No
				X

**Part VII-B Statements Regarding Activities for Which Form 4720 May Be Required**

File Form 4720 if any item is checked in the "Yes" column, unless an exception applies.

		Yes	No
1a	During the year did the foundation (either directly or indirectly):		
(1)	Engage in the sale or exchange, or leasing of property with a disqualified person?	<input type="checkbox"/> Yes <input checked="" type="checkbox"/> No	
(2)	Borrow money from, lend money to, or otherwise extend credit to (or accept it from) a disqualified person?	<input type="checkbox"/> Yes <input checked="" type="checkbox"/> No	
(3)	Furnish goods, services, or facilities to (or accept them from) a disqualified person?	<input type="checkbox"/> Yes <input checked="" type="checkbox"/> No	
(4)	Pay compensation to, or pay or reimburse the expenses of, a disqualified person?	<input type="checkbox"/> Yes <input checked="" type="checkbox"/> No	
(5)	Transfer any income or assets to a disqualified person (or make any of either available for the benefit or use of a disqualified person)?	<input type="checkbox"/> Yes <input checked="" type="checkbox"/> No	
(6)	Agree to pay money or property to a government official? (Exception: Check "No" if the foundation agreed to make a grant to or to employ the official for a period after termination of government service, if terminating within 90 days.)	<input type="checkbox"/> Yes <input checked="" type="checkbox"/> No	
b	If any answer is "Yes" to 1a(1)-(6), did any of the acts fail to qualify under the exceptions described in Regulations section 53.4941(d)-3 or in a current notice regarding disaster assistance (see instructions)? Organizations relying on a current notice regarding disaster assistance check here	N/A	1b
c	Did the foundation engage in a prior year in any of the acts described in 1a, other than excepted acts, that were not corrected before the first day of the tax year beginning in 2012?		1c
2	Taxes on failure to distribute income (section 4942) (does not apply for years the foundation was a private operating foundation defined in section 4942(j)(3) or 4942(j)(5)):		
a	At the end of tax year 2012, did the foundation have any undistributed income (lines 6d and 6e, Part XIII) for tax year(s) beginning before 2012? If "Yes," list the years	<input type="checkbox"/> Yes <input checked="" type="checkbox"/> No	
b	Are there any years listed in 2a for which the foundation is not applying the provisions of section 4942(a)(2) (relating to incorrect valuation of assets) to the year's undistributed income? (If applying section 4942(a)(2) to all years listed, answer "No" and attach statement - see instructions.)	N/A	2b
c	If the provisions of section 4942(a)(2) are being applied to any of the years listed in 2a, list the years here.		
3a	Did the foundation hold more than a 2% direct or indirect interest in any business enterprise at any time during the year?	<input type="checkbox"/> Yes <input checked="" type="checkbox"/> No	
b	If "Yes," did it have excess business holdings in 2012 as a result of (1) any purchase by the foundation or disqualified persons after May 26, 1969; (2) the lapse of the 5-year period (or longer period approved by the Commissioner under section 4943(c)(7)) to dispose of holdings acquired by gift or bequest; or (3) the lapse of the 10-, 15-, or 20-year first phase holding period? (Use Schedule C, Form 4720, to determine if the foundation had excess business holdings in 2012.)	N/A	3b
4a	Did the foundation invest during the year any amount in a manner that would jeopardize its charitable purposes?		4a
b	Did the foundation make any investment in a prior year (but after December 31, 1969) that could jeopardize its charitable purpose that had not been removed from jeopardy before the first day of the tax year beginning in 2012?		4b
			X

**Part VII-B** Statements Regarding Activities for Which Form 4720 May Be Required (continued)

**5a** During the year did the foundation pay or incur any amount to:

(1) Carry on propaganda, or otherwise attempt to influence legislation (section 4945(e))? ☐ Yes ☒ No

(2) Influence the outcome of any specific public election (see section 4955); or to carry on, directly or indirectly, any voter registration drive? ☐ Yes ☒ No

(3) Provide a grant to an individual for travel, study, or other similar purposes? ☐ Yes ☒ No

(4) Provide a grant to an organization other than a charitable, etc., organization described in section 509(a)(1), (2), or (3), or section 4940(d)(2)? ☐ Yes ☒ No

(5) Provide for any purpose other than religious, charitable, scientific, literary, or educational purposes, or for the prevention of cruelty to children or animals? ☐ Yes ☒ No

**b** If any answer is "Yes" to 5a(1)-(5), did any of the transactions fail to qualify under the exceptions described in Regulations section 53.4945 or in a current notice regarding disaster assistance (see instructions)? **N/A** ☐ **5b**

Organizations relying on a current notice regarding disaster assistance check here ☒

**c** If the answer is "Yes" to question 5a(4), does the foundation claim exemption from the tax because it maintained expenditure responsibility for the grant? **N/A** ☐ Yes ☐ No

If "Yes," attach the statement required by Regulations section 53.4945-5(d)

**6a** Did the foundation, during the year, receive any funds, directly or indirectly, to pay premiums on a personal benefit contract? ☐ Yes ☒ No

**b** Did the foundation, during the year, pay premiums, directly or indirectly, on a personal benefit contract? **6b** ☐ Yes ☒ No **X**

If "Yes" to 6b, file Form 8870

**7a** At any time during the tax year, was the foundation a party to a prohibited tax shelter transaction? ☐ Yes ☒ No

**b** If "Yes," did the foundation receive any proceeds or have any net income attributable to the transaction? **N/A** **7b** ☐ Yes ☒ No

**Part VIII** Information About Officers, Directors, Trustees, Foundation Managers, Highly Paid Employees, and Contractors

**1** List all officers, directors, trustees, foundation managers and their compensation.

(a) Name and address	(b) Title, and average hours per week devoted to position	(c) Compensation (If not paid, enter -0-)	(d) Contributions to employee benefit plans and deferred compensation	(e) Expense account, other allowances
SEE STATEMENT 7		0.	0.	0.

**2** Compensation of five highest-paid employees (other than those included on line 1). If none, enter "NONE."

(a) Name and address of each employee paid more than \$50,000	(b) Title, and average hours per week devoted to position	(c) Compensation	(d) Contributions to employee benefit plans and deferred compensation	(e) Expense account, other allowances
NONE				

Total number of other employees paid over \$50,000 **0**





**Part X** Minimum Investment Return (All domestic foundations must complete this part. Foreign foundations, see instructions.)

1	Fair market value of assets not used (or held for use) directly in carrying out charitable, etc., purposes		
a	Average monthly fair market value of securities	1a	266,674.
b	Average of monthly cash balances	1b	28,003.
c	Fair market value of all other assets	1c	
d	Total (add lines 1a, b, and c)	1d	294,677.
e	Reduction claimed for blockage or other factors reported on lines 1a and 1c (attach detailed explanation)	1e	0.
2	Acquisition indebtedness applicable to line 1 assets	2	0.
3	Subtract line 2 from line 1d	3	294,677.
4	Cash deemed held for charitable activities. Enter 1 1/2% of line 3 (for greater amount, see instructions)	4	4,420.
5	Net value of noncharitable-use assets. Subtract line 4 from line 3. Enter here and on Part V, line 4	5	290,257.
6	Minimum investment return. Enter 5% of line 5	6	14,513.

**Part XI** Distributable Amount (see instructions) (Section 4942(j)(3) and (j)(5) private operating foundations and certain foreign organizations check here ☐ and do not complete this part.)

1	Minimum investment return from Part X, line 6		1	14,513.
2a	Tax on investment income for 2012 from Part VI, line 5	2a	2,971.	
b	Income tax for 2012. (This does not include the tax from Part VI.)	2b		
c	Add lines 2a and 2b	2c	2,971.	
3	Distributable amount before adjustments. Subtract line 2c from line 1	3	11,542.	
4	Recoveries of amounts treated as qualifying distributions	4	0.	
5	Add lines 3 and 4	5	11,542.	
6	Deduction from distributable amount (see instructions)	6	0.	
7	Distributable amount as adjusted. Subtract line 6 from line 5. Enter here and on Part XIII, line 1	7	11,542.	

**Part XII** Qualifying Distributions (see instructions)

1	Amounts paid (including administrative expenses) to accomplish charitable, etc., purposes:		
a	Expenses, contributions, gifts, etc. - total from Part I, column (d), line 26	1a	11,213.
b	Program-related investments - total from Part IX-B	1b	0.
2	Amounts paid to acquire assets used (or held for use) directly in carrying out charitable, etc., purposes	2	
3	Amounts set aside for specific charitable projects that satisfy the:		
a	Suitability test (prior IRS approval required)	3a	
b	Cash distribution test (attach the required schedule)	3b	
4	Qualifying distributions. Add lines 1a through 3b. Enter here and on Part V, line 8, and Part XIII, line 4	4	11,213.
5	Foundations that qualify under section 4940(e) for the reduced rate of tax on net investment income. Enter 1% of Part I, line 27b	5	0.
6	Adjusted qualifying distributions. Subtract line 5 from line 4	6	11,213.

**Note** The amount on line 6 will be used in Part V, column (b), in subsequent years when calculating whether the foundation qualifies for the section 4940(e) reduction of tax in those years.

**Part XIII** Undistributed Income (see instructions)

	(a) Corpus	(b) Years prior to 2011	(c) 2011	(d) 2012
1 Distributable amount for 2012 from Part XI, line 7				11,542.
2 Undistributed income, if any, as of the end of 2012				
a Enter amount for 2011 only			677.	
b Total for prior years.		0.		
3 Excess distributions carryover, if any, to 2012:				
a From 2007				
b From 2008				
c From 2009				
d From 2010				
e From 2011				
f Total of lines 3a through e	0.			
4 Qualifying distributions for 2012 from Part XII, line 4: ► \$ 11,213.				
a Applied to 2011, but not more than line 2a			677.	
b Applied to undistributed income of prior years (Election required - see instructions)		0.		
c Treated as distributions out of corpus (Election required - see instructions)	0.			
d Applied to 2012 distributable amount				10,536.
e Remaining amount distributed out of corpus	0.			
5 Excess distributions carryover applied to 2012 (If an amount appears in column (d), the same amount must be shown in column (a))	0.			0.
6 Enter the net total of each column as indicated below:	0.			
a Corpus. Add lines 3f, 4c, and 4e. Subtract line 5	0.			
b Prior years' undistributed income. Subtract line 4b from line 2b		0.		
c Enter the amount of prior years' undistributed income for which a notice of deficiency has been issued, or on which the section 4942(a) tax has been previously assessed		0.		
d Subtract line 6c from line 6b. Taxable amount - see instructions		0.		
e Undistributed income for 2011. Subtract line 4a from line 2a. Taxable amount - see instr.			0.	
f Undistributed income for 2012. Subtract lines 4d and 5 from line 1. This amount must be distributed in 2013				1,006.
7 Amounts treated as distributions out of corpus to satisfy requirements imposed by section 170(b)(1)(F) or 4942(g)(3)	0.			
8 Excess distributions carryover from 2007 not applied on line 5 or line 7	0.			
9 Excess distributions carryover to 2013. Subtract lines 7 and 8 from line 6a	0.			
10 Analysis of line 9:				
a Excess from 2008				
b Excess from 2009				
c Excess from 2010				
d Excess from 2011				
e Excess from 2012				

N/A

- b** Check box to indicate whether the foundation is a private operating foundation described in section

☐ 4942(1)(3) or ☐ 4942(1)(5)

- b 85% of line 2a**

- d** Amounts included in line 2c not used directly for active conduct of exempt activities

- e** Qualifying distributions made directly for active conduct of exempt activities  
Subtract line 2d from line 2c

- a "Assets" alternative test - enter:  
(1) Value of all assets

- (2) Value of assets qualifying under section 4942(j)(3)(B)(i)**

- b** "Endowment" alternative test - enter 2/3 of minimum investment return shown in Part X, line 6 for each year listed

- c "Support" alternative test - enter:

- (1) Total support other than gross investment income (interest, dividends, rents, payments on securities loans (section 512(a)(5)), or royalties)

- (2) Support from general public and 5 or more exempt organizations as provided in section 4942(i)(3)(B)(ii)

- (3) Largest amount of support from an exempt organization**

- (4) Gross investment income

[illegible]

### 1 Information Regarding Foundation Managers:

- a List any managers of the foundation who have contributed more than 2% of the total contributions received by the foundation before the close of any tax year (but only if they have contributed more than \$5,000). (See section 507(d)(2).)

**b** List any managers of the foundation who own 10% or more of the stock of a corporation (or an equally large portion of the ownership of a partnership or other entity) of which the foundation has a 10% or greater interest.

**2 Information Regarding Contribution, Grant, Gift, Loan, Scholarship, etc., Programs**

Check here ☒ if the foundation only makes contributions to preselected charitable organizations and does not accept unsolicited requests for funds. If the foundation makes gifts, grants, etc. (see instructions) to individuals or organizations under other conditions, complete items 2a, b, c, and d.

- a The name, address, and telephone number or e-mail of the person to whom applications should be addressed:

- b The form in which applications should be submitted and information and materials they should include.

- c Any submission deadlines:

- d Any restrictions or limitations on awards, such as by geographical areas, charitable fields, kinds of institutions, or other factors:

**Part XV** **Supplementary Information** (continued)**3 Grants and Contributions Paid During the Year or Approved for Future Payment**

Recipient Name and address (home or business)	If recipient is an individual, show any relationship to any foundation manager or substantial contributor	Foundation status of recipient	Purpose of grant or contribution	Amount
<i>a Paid during the year</i>				
CHRIST UNITED METHODIST CHURCH		PUBLIC CHARITY	CHARITABLE	11,000.
<b>Total</b>			<b>3a</b>	11,000.
<i>b Approved for future payment</i>				
NONE				
<b>Total</b>			<b>3b</b>	0.



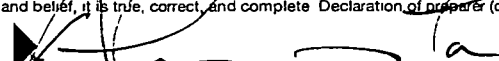

<b>Part XVII</b>	<b>Information Regarding Transfers To and Transactions and Relationships With Noncharitable Exempt Organizations</b>
------------------	--

		Yes	No
<b>1</b>	Did the organization directly or indirectly engage in any of the following with any other organization described in section 501(c) of the Code (other than section 501(c)(3) organizations) or in section 527, relating to political organizations?		
<b>a</b>	Transfers from the reporting foundation to a noncharitable exempt organization of:		
	(1) Cash	1a(1)	X
	(2) Other assets	1a(2)	X
<b>b</b>	Other transactions:		
	(1) Sales of assets to a noncharitable exempt organization	1b(1)	X
	(2) Purchases of assets from a noncharitable exempt organization	1b(2)	X
	(3) Rental of facilities, equipment, or other assets	1b(3)	X
	(4) Reimbursement arrangements	1b(4)	X
	(5) Loans or loan guarantees	1b(5)	X
	(6) Performance of services or membership or fundraising solicitations	1b(6)	X
<b>c</b>	Sharing of facilities, equipment, mailing lists, other assets, or paid employees	1c	X
<b>d</b>	If the answer to any of the above is "Yes," complete the following schedule. Column (b) should always show the fair market value of the goods, other assets, or services given by the reporting foundation. If the foundation received less than fair market value in any transaction or sharing arrangement, show in column (d) the value of the goods, other assets, or services received.		

[illegible]

**2a** Is the foundation directly or indirectly affiliated with, or related to, one or more tax-exempt organizations described in section 501(c) of the Code (other than section 501(c)(3)) or in section 527? ☐ Yes ☒ No

b If "Yes," complete the following schedule.		
(a) Name of organization	(b) Type of organization	(c) Description of relationship
N/A		

Sign Here	Under penalties of perjury, I declare that I have examined this return (including accompanying schedules and statements, and to the best of my knowledge and belief, it is true, correct, and complete Declaration of preparer (other than taxpayer) is based on all information of which preparer has any knowledge				May the IRS discuss this return with the preparer shown below (see instr)? <input checked="" type="checkbox"/> Yes <input type="checkbox"/> No	
	 Signature of officer or trustee		5/15/13 Date		TRUSTEE Title	
Paid Preparer Use Only	Print/Type preparer's name <b>JOSEPH M BAKER</b>		Preparer's signature 		Check <input type="checkbox"/> if self-employed	
	Firm's name ▶ <b>RUEFF AND ASSOCIATES</b>		Date 5/15/13		PTIN <b>P01061123</b>	
	Firm's address ▶ <b>312 MACON AVENUE LOUISVILLE, KY 40207</b>				Firm's EIN ▶ <b>61-1231152</b>	
				Phone no. <b>502-896-2451</b>		

**Schedule B**(Form 990, 990-EZ,  
or 990-PF)Department of the Treasury  
Internal Revenue Service**Schedule of Contributors**

▶ Attach to Form 990, Form 990-EZ, or Form 990-PF.

OMB No 1545-0047

**2012**

Name of the organization

Employer identification number

**HARRIS-STANSELL FAMILY CHARITABLE TRUST****62-6320081**

Organization type (check one)

Filers of:

Section:

Form 990 or 990-EZ

☐ 501(c)( ) (enter number) organization☐ 4947(a)(1) nonexempt charitable trust **not** treated as a private foundation☐ 527 political organization

Form 990-PF

☒ 501(c)(3) exempt private foundation☐ 4947(a)(1) nonexempt charitable trust treated as a private foundation☐ 501(c)(3) taxable private foundationCheck if your organization is covered by the **General Rule** or a **Special Rule**.**Note.** Only a section 501(c)(7), (8), or (10) organization can check boxes for both the General Rule and a Special Rule. See instructions.**General Rule**

- ☒ For an organization filing Form 990, 990-EZ, or 990-PF that received, during the year, \$5,000 or more (in money or property) from any one contributor. Complete Parts I and II.

**Special Rules**

- ☐ For a section 501(c)(3) organization filing Form 990 or 990-EZ that met the 33 1/3% support test of the regulations under sections 509(a)(1) and 170(b)(1)(A)(vi) and received from any one contributor, during the year, a contribution of the greater of (1) \$5,000 or (2) 2% of the amount on (i) Form 990, Part VIII, line 1h, or (ii) Form 990-EZ, line 1. Complete Parts I and II.
- ☐ For a section 501(c)(7), (8), or (10) organization filing Form 990 or 990-EZ that received from any one contributor, during the year, total contributions of more than \$1,000 for use *exclusively* for religious, charitable, scientific, literary, or educational purposes, or the prevention of cruelty to children or animals. Complete Parts I, II, and III.
- ☐ For a section 501(c)(7), (8), or (10) organization filing Form 990 or 990-EZ that received from any one contributor, during the year, contributions for use *exclusively* for religious, charitable, etc., purposes, but these contributions did not total to more than \$1,000. If this box is checked, enter here the total contributions that were received during the year for an *exclusively* religious, charitable, etc., purpose. Do not complete any of the parts unless the **General Rule** applies to this organization because it received nonexclusively religious, charitable, etc., contributions of \$5,000 or more during the year. ▶ \$ \_\_\_\_\_

**Caution.** An organization that is not covered by the General Rule and/or the Special Rules does not file Schedule B (Form 990, 990-EZ, or 990-PF), but it **must** answer "No" on Part IV, line 2, of its Form 990, or check the box on line H of its Form 990-EZ or on Part I, line 2 of its Form 990-PF, to certify that it does not meet the filing requirements of Schedule B (Form 990, 990-EZ, or 990-PF).

**LHA For Paperwork Reduction Act Notice, see the Instructions for Form 990, 990-EZ, or 990-PF. Schedule B (Form 990, 990-EZ, or 990-PF) (2012)**

Name of organization

Employer identification number

**HARRIS-STANSELL FAMILY CHARITABLE TRUST****62-6320081****Part I Contributors** (see instructions) Use duplicate copies of Part I if additional space is needed

(a) No.	(b) Name, address, and ZIP + 4	(c) Total contributions	(d) Type of contribution
<u>1</u>	<u>PAULA H STANSELL</u> <u>295 N HUBBARDS LANE SUITE 203</u> <u>LOUISVILLE, KY 40207</u>	\$ <u>272,167.</u>	Person <input type="checkbox"/> Payroll <input type="checkbox"/> Noncash <input checked="" type="checkbox"/> (Complete Part II if there is a noncash contribution)
		\$ _____	Person <input type="checkbox"/> Payroll <input type="checkbox"/> Noncash <input type="checkbox"/> (Complete Part II if there is a noncash contribution)
		\$ _____	Person <input type="checkbox"/> Payroll <input type="checkbox"/> Noncash <input type="checkbox"/> (Complete Part II if there is a noncash contribution)
		\$ _____	Person <input type="checkbox"/> Payroll <input type="checkbox"/> Noncash <input type="checkbox"/> (Complete Part II if there is a noncash contribution)
		\$ _____	Person <input type="checkbox"/> Payroll <input type="checkbox"/> Noncash <input type="checkbox"/> (Complete Part II if there is a noncash contribution)
		\$ _____	Person <input type="checkbox"/> Payroll <input type="checkbox"/> Noncash <input type="checkbox"/> (Complete Part II if there is a noncash contribution)
		\$ _____	Person <input type="checkbox"/> Payroll <input type="checkbox"/> Noncash <input type="checkbox"/> (Complete Part II if there is a noncash contribution)



Employer identification number

62-6320081

[illegible]

Name of organization

Employer identification number

**HARRIS-STANSELL FAMILY CHARITABLE TRUST****62-6320081****Part III**

*Exclusively* religious, charitable, etc., individual contributions to section 501(c)(7), (8), or (10) organizations that total more than \$1,000 for the year. Complete columns (a) through (e) and the following line entry. For organizations completing Part III, enter the total of *exclusively* religious, charitable, etc., contributions of \$1,000 or less for the year. (Enter this information once) ► \$ \_\_\_\_\_

Use duplicate copies of Part III if additional space is needed

(a) No. from Part I	(b) Purpose of gift	(c) Use of gift	(d) Description of how gift is held
	(e) Transfer of gift		
	Transferee's name, address, and ZIP + 4		Relationship of transferor to transferee
	(e) Transfer of gift		
	Transferee's name, address, and ZIP + 4		Relationship of transferor to transferee
	(e) Transfer of gift		
	Transferee's name, address, and ZIP + 4		Relationship of transferor to transferee
	(e) Transfer of gift		
	Transferee's name, address, and ZIP + 4		Relationship of transferor to transferee
	(e) Transfer of gift		
	Transferee's name, address, and ZIP + 4		Relationship of transferor to transferee

FORM 990-PF	DIVIDENDS AND INTEREST FROM SECURITIES	STATEMENT	1
-------------	--	-----------	---

SOURCE	GROSS AMOUNT	CAPITAL GAINS DIVIDENDS	COLUMN (A) AMOUNT
J P MORGAN CLEARING CORP	5,910.	8.	5,902.
TOTAL TO FM 990-PF, PART I, LN 4	5,910.	8.	5,902.

FORM 990-PF	ACCOUNTING FEES	STATEMENT	2
-------------	-----------------	-----------	---

DESCRIPTION	(A) EXPENSES PER BOOKS	(B) NET INVEST- MENT INCOME	(C) ADJUSTED NET INCOME	(D) CHARITABLE PURPOSES
ACCOUNTING FEES	425.	212.		213.
TO FORM 990-PF, PG 1, LN 16B	425.	212.		213.

FORM 990-PF	OTHER PROFESSIONAL FEES	STATEMENT	3
-------------	-------------------------	-----------	---

DESCRIPTION	(A) EXPENSES PER BOOKS	(B) NET INVEST- MENT INCOME	(C) ADJUSTED NET INCOME	(D) CHARITABLE PURPOSES
INVESTMENT ADVISOR FEES	2,699.	2,699.		0.
TO FORM 990-PF, PG 1, LN 16C	2,699.	2,699.		0.

FORM 990-PF	TAXES	STATEMENT	4
-------------	-------	-----------	---

DESCRIPTION	(A) EXPENSES PER BOOKS	(B) NET INVEST- MENT INCOME	(C) ADJUSTED NET INCOME	(D) CHARITABLE PURPOSES
FOREIGN INCOME TAX	57.	57.		0.
EXCISE TAX ON INVESTMENT INCOME	300.	300.		0.
TO FORM 990-PF, PG 1, LN 18	357.	357.		0.

FORM 990-PF	OTHER DECREASES IN NET ASSETS OR FUND BALANCES	STATEMENT	5
-------------	--	-----------	---

DESCRIPTION	AMOUNT
FMV IN EXCESS OF DONOR BASIS OF CONTRIBUTED SECURITIES(SEE ATTACHED SCHD)	201,019.
TOTAL TO FORM 990-PF, PART III, LINE 5	201,019.

FORM 990-PF	CORPORATE STOCK	STATEMENT	6
-------------	-----------------	-----------	---

DESCRIPTION	BOOK VALUE	FAIR MARKET VALUE
SEE ATTACHED SCHEDULE	344,662.	505,188.
TOTAL TO FORM 990-PF, PART II, LINE 10B	344,662.	505,188.

FORM 990-PF	PART VIII - LIST OF OFFICERS, DIRECTORS TRUSTEES AND FOUNDATION MANAGERS	STATEMENT	7
-------------	---	-----------	---

NAME AND ADDRESS	TITLE AND AVRG HRS/WK	COMPEN- SATION	EMPLOYEE BEN PLAN CONTRIB	EXPENSE ACCOUNT
R. KEITH CULLINAN 295 N HUBBARDS LANE SUITE 203 LOUISVILLE, KY 40207	TRUSTEE 2.00	0.	0.	0.
PAULA C. H. STANSELL 295 N HUBBARDS LANE SUITE 203 LOUISVILLE, KY 40207	MEMBER ADVISORY COMM 2.00	0.	0.	0.
CHARLES F. STANSELL 295 N HUBBARDS LANE SUITE 203 LOUISVILLE, KY 40207	MEMBER ADVISORY COMM 2.00	0.	0.	0.
ALICIA STANSELL 295 N HUBBARDS LANE SUITE 203 LOUISVILLE, KY 40207	MEMBER ADVISORY COMM 2.00	0.	0.	0.
CHRISTINA STANSELL 295 N HUBBARDS LANE SUITE 203 LOUISVILLE, KY 40207	MEMBER ADVISORY COMM 2.00	0.	0.	0.

## HARRIS-STANSELL FAMILY CHARITABLE TRUST

62-6320081

REBECCA STANSELL	MEMBER ADVISORY COMM			
295 N HUBBARDS LANE SUITE 203	2.00	0.	0.	0.
LOUISVILLE, KY 40207				

TOTALS INCLUDED ON 990-PF, PAGE 6, PART VIII	0.	0.	0.
--	----	----	----

FORM 990-PF	PART XV - LINE 1A	STATEMENT	8
	LIST OF FOUNDATION MANAGERS		

## NAME OF MANAGER

PAULA C. H. STANSELL  
CHARLES F. STANSELL  
ALICIA STANSELL  
CHRISTINA STANSELL  
REBECCA STANSELL

Cullinan Associates, Inc.  
**REALIZED GAINS AND LOSSES**  
**HARRIS-STANSELL FAMILY CHARITABLE TRUST**  
**ACCOUNT # 504-55082-1-4**  
**R. Keith Cullinan, Trustee**  
*From 01-01-12 Through 12-31-12*

Open Date	Close Date	Quantity	Security	Cost Basis	Proceeds	Gain Or Loss	
						Short Term	Long Term
10-21-11	01-09-12	-1	ACE LTD JAN/67.5 C 2012	508.93	508.93	0.00	
01-26-09	01-09-12	100.0000	ACE LTD	4,475.78	7,251.80		2,776.02
11-15-11	01-19-12	-1	Chevron Corp JAN/105 C 2012	186.30	585.92	399.62	
10-21-11	01-19-12	-1	Adobe JAN/30 C 2012	39.19	76.93	37.74	
11-08-11	01-19-12	-1	KLA Tencor JAN/43 C 2012	866.07	563.92	-302.15	
12-20-11	01-19-12	-2	S&P Spiders JAN/130 C 2012	322.07	93.93	-228.14	
12-20-11	01-19-12	-1	Stryker JAN/48 C 2012	526.07	93.93	-432.14	
10-20-11	01-19-12	-1	Time Warner JAN/34 C 2012	366.07	174.93	-191.14	
12-20-11	01-19-12	-1	Fluor JAN/52.5 C 2012	436.07	68.93	-367.14	
12-15-11	01-19-12	-2	Gilead Sciences JAN/39 C 2012	1,682.07	229.93	-1,452.14	
11-21-11	01-21-12	-1	ConocoPhillips JAN/75 C 2012	0.00	79.08	79.08	
12-20-11	02-10-12	-7	Simon Property FEB/135 C 2012	1,386.17	1,182.82	-203.35	
01-19-12	02-16-12	-1	Adobe FEB/31 C 2012	165.07	59.92	-105.15	
01-09-12	02-16-12	-2	Anadarko FEB/85 C 2012	446.07	413.92	-32.15	

Cullinan Associates, Inc.  
**REALIZED GAINS AND LOSSES**  
**HARRIS-STANSELL FAMILY CHARITABLE TRUST**  
**ACCOUNT # 504-55082-1-4**  
**R. Keith Cullinan, Trustee**  
**From 01-01-12 Through 12-31-12**

Open Date	Close Date	Quantity	Security	Cost		Proceeds	Gain Or Loss	
				Basis			Short Term	Long Term
01-19-12	02-16-12	-2	S&P Spiders FEB/133 C 2012	458.07		315.92	-142.15	
02-16-12	03-14-12	-2	S&P Spiders MAR/136 C 2012	854.07		385.98	-468.09	
02-02-12	03-14-12	-1	ConocoPhillips MAR/72.5 C 2012	531.70		49.86	-481.84	
01-19-12	03-14-12	-1	Chevron Corp MAR/110 C 2012	134.07		175.92	41.85	
02-10-12	03-15-12	-7	Simon Property MAR/135 C 2012	4,522.17		2,631.77	-1,890.40	
02-02-12	03-15-12	-1	UnitedHealth MAR/55 C 2012	88.07		52.92	-35.15	
02-02-12	03-15-12	-1	United Tech MAR/82.5 C 2012	386.07		74.92	-311.15	
02-02-12	03-15-12	-1	Whole Foods MAR/82.5 C 2012	268.07		106.92	-161.15	
02-03-12	03-17-12	-2	Hewlett MAR/31 C 2012	0.00		53.92	53.92	
02-02-12	03-17-12	-1	3M Company MAR/92.5 C 2012	0.00		22.92	22.92	
02-03-12	03-17-12	-2	Oracle MAR/30 C 2012	0.00		89.92	89.92	

Cullinan Associates, Inc.  
REALIZED GAINS AND LOSSES

~~HARRIS-STANSELL FAMILY CHARITABLE TRUST~~  
~~ACCOUNT # 504-55082-1-A~~

*R. Keith Cullinan, Trustee*

*From 01-01-12 Through 12-31-12*

Open Date	Close Date	Quantity	Security	Cost		Proceeds	Gain Or Loss	
				Basis			Short Term	Long Term
02-02-12	03-17-12	-2	Teva Pharm MAR/47.5 C 2012	0.00		113.92	113.92	
02-16-12	04-18-12	-1	Adobe APR/33 C 2012	49.27		132.92	83.65	
03-14-12	04-18-12	-2	S&P Spiders APR/137 C 2012	370.07		829.91	459.84	
01-19-12	04-19-12	-1	Fluor APR/55 C 2012	426.90		450.47	23.57	
03-20-12	04-19-12	-2	Teva Pharm APR/45 C 2012	184.07		65.92	-118.15	
03-20-12	04-21-12	-2	Hewlett APR/25 C 2012	0.00		47.92	47.92	
03-20-12	04-21-12	-1	3M Company APR/92.5 C 2012	0.00		23.92	23.92	
03-20-12	04-21-12	-2	Oracle APR/31 C 2012	0.00		86.26	86.26	
12-20-11	04-21-12	-1	Procter & Gamble APR/70 C 2012	0.00		45.93	45.93	
01-19-12	04-21-12	-1	Time Warner APR/37 C 2012	0.00		195.92	195.92	
01-19-12	05-08-12	-1	KLA Tencor JUN/45 C 2012	516.07		783.91	267.84	
03-05-09	05-10-12	300.0000	Simon Property Group	14,337.00		46,639.95		32,302.95
01-19-12	05-18-12	-2	Gilead Sciences MAY/41 C 2012	1,537.90		1,537.90	0.00	
02-03-11	05-18-12	200.0000	Gilead Sciences	7,788.00		9,723.71		1,935.71
04-18-12	05-19-12	-1	Adobe MAY/34 C 2012	0.00		58.98	58.98	



Cullinan Associates, Inc.  
**REALIZED GAINS AND LOSSES**  
**HARRIS-STANSELL FAMILY CHARITABLE TRUST**  
**ACCOUNT # 504-55082-1-4**  
**R. Keith Cullinan, Trustee**  
*From 01-01-12 Through 12-31-12*

Open Date	Close Date	Quantity	Security	Cost Basis	Proceeds	Gain Or Loss	
						Short Term	Long Term
02-16-12	05-19-12	-2	Anadarko MAY/92.5 C 2012	0.00	807.91	807.91	
05-01-12	05-19-12	-1	ConocoPhillips MAY/75 C 2012 (PSX shs)	0.00	398.70	398.70	
04-18-12	05-19-12	-2	S&P Spiders MAY/139 C 2012	0.00	461.79	461.79	
03-15-12	05-19-12	-1	United Tech MAY/85 C 2012	0.00	338.92	338.92	
03-15-12	05-19-12	-1	Whole Foods MAY/85 C 2012	0.00	393.92	393.92	
01-19-12	06-14-12	-1	Stryker JUN/50 C 2012	261.07	501.02	239.95	
03-15-12	06-14-12	-1	UnitedHealth JUN/57.5 C 2012	145.07	145.92	0.85	
03-14-12	06-16-12	-1	Chevron Corp JUN/115 C 2012	0.00	194.92	194.92	
04-23-12	06-16-12	-2	Hewlett JUN/26 C 2012	0.00	81.92	81.92	
04-23-12	06-16-12	-1	3M Company JUN/90 C 2012	0.00	95.92	95.92	
04-23-12	06-16-12	-2	Oracle JUN/30 C 2012	0.00	73.92	73.92	
04-23-12	06-16-12	-1	Procter & Gamble JUN/67.5 C 2012	0.00	64.04	64.04	

Cullinan Associates, Inc.  
**REALIZED GAINS AND LOSSES**  
**HARRIS-STANSELL FAMILY CHARITABLE TRUST**  
**ACCOUNT # 504-55082-1-4**  
**R. Keith Cullinan, Trustee**  
**From 01-01-12 Through 12-31-12**

Open Date	Close Date	Quantity	Security	Cost Basis	Proceeds	Gain Or Loss	
						Short Term	Long Term
04-19-12	06-16-12	-2	Teva Pharm JUN/47.5 C 2012	0.00	163.92	163.92	
04-23-12	06-16-12	-1	Time Warner JUN/37 C 2012	0.00	67.92	67.92	
05-21-12	07-18-12	-1	ConocoPhillips JUL/55 C 2012	174.03	58.92	-115.11	
05-21-12	07-19-12	-2	Anadarko JUL/70 C 2012	584.05	389.92	-194.13	
06-20-12	07-19-12	-2	Teva Pharm JUL/40 C 2012	418.05	69.92	-348.13	
06-20-12	07-19-12	-1	Time Warner JUL/38 C 2012	141.03	38.92	-102.11	
06-20-12	07-20-12	-1	3M Company JUL/90 C 2012	49.03	57.92	8.89	
03-15-12	07-20-12	-7	Simon Property JUL/139.8 C 2012	4,891.06	4,891.06	0.00	
03-05-09	07-20-12	400.0000	Simon Property Group	19,116.00	58,685.63		39,569.63
03-05-09	07-20-12	300.0000	Simon Property Group	8,598.00	44,014.23		35,416.23
05-21-12	07-21-12	-1	Adobe JUL/35 C 2012	0.00	49.92	49.92	
04-19-12	07-21-12	-1	Fluor JUL/57.5 C 2012	0.00	443.91	443.91	
06-19-12	07-21-12	-2	Hewlett JUL/22 C 2012	0.00	43.92	43.92	
05-23-12	07-21-12	-2	S&P Spiders JUL/139 C 2012	0.00	169.92	169.92	
06-14-12	07-21-12	-1	UnitedHealth JUL/60 C 2012	0.00	212.92	212.92	
05-23-12	07-21-12	-1	United Tech JUL/80 C 2012	0.00	49.92	49.92	

Cullinan Associates, Inc.  
**REALIZED GAINS AND LOSSES**  
**HARRIS-STANSELL FAMILY CHARITABLE TRUST**  
**ACCOUNT # 504-55082-1-4**  
**R. Keith Cullinan, Trustee**  
**From 01-01-12 Through 12-31-12**

Open Date	Close Date	Quantity	Security	Cost Basis	Proceeds	Gain Or Loss	
						Short Term	Long Term
05-25-12	07-21-12	-1	Whole Foods JUL/95 C 2012	0.00	83.92	83.92	
05-08-12	08-08-12	-1	KLA Tencor SEP/49 C 2012	416.03	353.92	-62.11	
06-19-12	08-14-12	-1	Chevron Corp AUG/110 C 2012	346.03	65.97	-280.06	
06-26-12	08-15-12	-2	Express Scripts AUG/55 C 2012	1,182.06	185.92	-996.14	
07-12-12	08-15-12	-1	Procter & Gamble AUG/65 C 2012	180.03	72.96	-107.07	
06-26-12	08-15-12	-4	Qualcomm AUG/57.5 C 2012	2,124.12	435.87	-1,688.25	
06-26-12	08-15-12	-1	Time Warner AUG/39 C 2012	381.03	40.92	-340.11	
07-19-12	08-15-12	-1	Time Warner AUG/39 C 2012	381.03	102.96	-278.07	
07-20-12	08-16-12	-1	3M Company AUG/92.5 C 2012	111.03	73.50	-37.53	
06-26-12	08-18-12	-2	Barrick Gold AUG/41 C 2012	0.00	115.92	115.92	
07-19-12	08-18-12	-2	Anadarko AUG/72.5 C 2012	0.00	657.93	657.93	
06-27-12	08-18-12	-3	Microsoft AUG/32 C 2012	0.00	86.92	86.92	

Cullinan Associates, Inc.  
**REALIZED GAINS AND LOSSES**  
**HARRIS-STANSELL FAMILY CHARITABLE TRUST**  
**ACCOUNT # 504-55082-1-4**  
**R. Keith Cullinan, Trustee**  
*From 01-01-12 Through 12-31-12*

Open Date	Close Date	Quantity	Security	Cost Basis	Proceeds	Gain Or Loss	
						Short Term	Long Term
07-24-12	09-19-12	-2	S&P Spiders SEP/140 C 2012	1,404.06	207.94	-1,196.12	
08-20-12	09-20-12	-2	Barrick Gold SEP/38 C 2012	852.06	81.93	-770.13	
07-24-12	09-20-12	-1	Adobe SEP/33 C 2012	108.99	40.96	-68.03	
08-03-12	09-20-12	-3	AFLAC Sep/47 C 2012	453.09	146.90	-306.19	
07-24-12	09-20-12	-1	Fluor SEP/52.5 C 2012	666.03	43.96	-622.07	
08-03-12	09-20-12	-3	Jacobs Eng SEP/42 C 2012	228.09	101.90	-126.19	
08-03-12	09-20-12	-3	J P Morgan Chase SEP/38 C 2012	885.09	146.90	-738.19	
08-09-12	09-20-12	-1	McDonalds SEP/90 C 2012	294.03	38.96	-255.07	
08-20-12	09-20-12	-3	Microsoft SEP/31 C 2012	141.09	107.90	-33.19	
06-20-12	09-20-12	-2	Oracle SEP/30 C 2012	522.06	129.86	-392.20	
08-03-12	09-20-12	-2	PNC Finl SEP/62.5 C 2012	632.06	141.93	-490.13	
06-14-12	09-20-12	-1	Stryker SEP/52.5 C 2012	316.03	233.92	-82.11	
07-25-12	09-20-12	-1	United Tech SEP/77.5 C 2012	326.03	57.96	-268.07	
07-25-12	09-20-12	-1	Whole Foods SEP/92.5 C 2012	676.03	176.96	-499.07	
08-20-12	09-22-12	-2	Anadarko SEP/75 C 2012	0.00	103.93	103.93	

Cullinan Associates, Inc.  
**REALIZED GAINS AND LOSSES**  
**HARRIS-STANSELL FAMILY CHARITABLE TRUST**  
**ACCOUNT # 504-55082-1-4**  
**R. Keith Cullinan, Trustee**  
**From 01-01-12 Through 12-31-12**

Open Date	Close Date	Quantity	Security	Cost		Proceeds	Gain Or Loss	
				Basis			Short Term	Long Term
08-03-12	09-22-12	-2	Amer Express SEP/60 C 2012	0.00		129.93	129.93	
08-03-12	09-22-12	-2	Starwood Hotels SEP/60 C 2012	0.00		167.93	167.93	
07-24-12	09-22-12	-2	Hewlett SEP/20 C 2012	0.00		55.94	55.94	
08-03-12	09-22-12	-2	Mead Johnson SEP/80 C 2012	0.00		161.93	161.93	
07-19-12	09-22-12	-2	Teva Pharm SEP/42.5 C 2012	0.00		239.94	239.94	
07-24-12	09-22-12	-1	UnitedHealth SEP/57.5 C 2012	0.00		91.96	91.96	
08-15-12	10-15-12	-1	Procter & Gamble OCT/67.5 C 2012	129.03		92.83	-36.20	
09-20-12	10-17-12	-3	AFLAC OCT/48 C 2012	666.09		383.90	-282.19	
08-15-12	10-18-12	-4	Qualcomm OCT/60 C 2012	264.12		1,555.84	1,291.72	
08-15-12	10-18-12	-2	Time Warner OCT/41 C 2012	1,012.06		443.92	-568.14	
09-24-12	10-19-12	-2	Hewlett JAN/20 C 2013	26.06		59.93	33.87	
09-20-12	10-20-12	-1	Adobe OCT/34 C 2012	0.00		86.96	86.96	

Cullinan Associates, Inc.

# REALIZED GAINS AND LOSSES

HARRIS-STANSELL FAMILY CHARITABLE TRUST

ACCOUNT # 504-55082-1-4

R. Keith Cullinan, Trustee

From 01-01-12 Through 12-31-12

Open Date	Close Date	Quantity	Security	Cost		Proceeds	Gain Or Loss	
				Basis			Short Term	Long Term
09-13-12	10-20-12	-1	Analog Devices OCT/42 C 2012	0.00		38.96	38.96	
09-24-12	10-20-12	-2	Anadarko OCT/75 C 2012	0.00		117.93	117.93	
09-20-12	10-20-12	-3	Jacobs Engineerin OCT/42 C 2012	0.00		416.90	416.90	
08-16-12	10-20-12	-1	3M Company OCT/95 C 2012	0.00		125.96	125.96	
09-20-12	10-20-12	-3	Microsoft OCT/32 C 2012	0.00		104.90	104.90	
06-26-12	10-20-12	-3	Texas Instr OCT/29 C 2012	0.00		212.92	212.92	
02-02-12	10-22-12	200.0000	Hewlett Packard Co	5,716.00		2,899.93	-2,816.07	
10-22-12	11-12-12	-3	Jacobs Engineerin DEC/43 C 2012	123.09		101.90	-21.19	
08-01-12	11-12-12	300.0000	Jacobs Engineering	11,640.00		11,679.03	39.03	
10-18-12	11-15-12	-2	Time Warner Inc NOV/42 C 2012	460.06		807.92	347.86	
01-30-06	11-16-12	50.0000	Phillips 66	1,499.92		2,256.94		757.02
09-24-12	11-17-12	-2	Amer Express NOV/60 C 2012	0.00		117.93	117.93	
07-18-12	11-17-12	-1	ConocoPhillips NOV/57.5 C 2012	0.00		166.96	166.96	

Cullinan Associates, Inc.  
**REALIZED GAINS AND LOSSES**  
**HARRIS-STANSELL FAMILY CHARITABLE TRUST**  
**ACCOUNT # 504-55082-1-4**  
**R. Keith Cullinan, Trustee**  
*From 01-01-12 Through 12-31-12*

Open Date	Close Date	Quantity	Security	Cost Basis	Proceeds	Gain Or Loss	
						Short Term	Long Term
10-12-12	11-17-12	-2	Chevron Corp NOV/115 C 2012	0.00	159.93	159.93	
08-15-12	11-17-12	-2	Express Scripts NOV/60 C 2012	0.00	707.92	707.92	
09-24-12	11-17-12	-2	Starwood Hotels & NOV/65 C 2012	0.00	105.93	105.93	
09-20-12	11-17-12	-2	PNC Finl NOV/65 C 2012	0.00	415.93	415.93	
10-18-12	11-17-12	-4	Qualcomm NOV/62.5 C 2012	0.00	383.87	383.87	
09-25-12	11-17-12	-2	Teva Pharmaceutical NOV/42.5 C 2012	0.00	103.93	103.93	
09-25-12	11-17-12	-1	UnitedHealth Grou NOV/60 C 2012	0.00	65.96	65.96	
09-20-12	11-17-12	-1	United Tech NOV/80 C 2012	0.00	265.96	265.96	
09-20-12	11-17-12	-1	Whole Foods NOV/97.5 C 2012	0.00	523.95	523.95	
09-24-12	11-17-12	-2	Mead Johnson NOV/80 C 2012	0.00	229.53	229.53	
08-01-12	11-20-12	200.0000	Mead Johnson Nutrition	14,568.00	13,197.06	-1,370.94	

Cullinan Associates, Inc.  
**REALIZED GAINS AND LOSSES**  
**HARRIS-STANSELL FAMILY CHARITABLE TRUST**  
ACCOUNT # 504-55082-1-4  
*R. Keith Cullinan, Trustee*  
From 01-01-12 Through 12-31-12

Open Date	Close Date	Quantity	Security	Cost Basis	Proceeds	Gain Or Loss	
						Short Term	Long Term
10-22-12	12-03-12	-1	Analog Devices DEC/40 C 2012	101.03	48.96	-52.07	
09-20-12	12-17-12	-2	Barrick Gold JAN/40 C 2013	36.06	837.92	801.86	
11-15-12	12-17-12	-2	Time Warner Inc JAN/44 C 2013	792.06	287.93	-504.13	
06-22-12	12-17-12	200.0000	Barrick Gold	7,714.00	6,836.12	-877.88	
06-22-12	12-17-12	80.0000	Time Warner Inc	2,998.40	3,804.71	806.31	
12-01-08	12-17-12	120.0000	Time Warner Inc	0.00	5,707.07		5,707.07
09-20-12	12-18-12	-3	J P Morgan Chase DEC/40 C 2012	1,113.09	671.89	-441.20	
10-25-12	12-18-12	-1	3M Company DEC/92.5 C 2012	151.03	38.96	-112.07	
09-20-12	12-18-12	-2	Oracle Systems DEC/32 C 2012	234.60	343.93	109.33	
09-20-12	12-18-12	-1	Stryker DEC/55 C 2012	136.03	228.96	92.93	
10-23-12	12-18-12	-3	Texas Instruments DEC/29 C 2012	726.09	146.90	-579.19	
09-19-12	12-20-12	-2	S&P Spiders DEC/142 C 2012	1,359.90	1,359.90	0.00	
11-03-09	12-20-12	200.0000	SPDR S&P 500 Trust	20,908.00	29,745.26		8,837.26



Cullinan Associates, Inc.  
**REALIZED GAINS AND LOSSES**  
**HARRIS-STANSELL FAMILY CHARITABLE TRUST**  
ACCOUNT # 504-55082-1-4  
*R. Keith Cullinan, Trustee*  
From 01-01-12 Through 12-31-12

Open Date	Close Date	Quantity	Security	Cost		Proceeds	Gain Or Loss	
				Basis			Short Term	Long Term
11-20-12	12-21-12	-2	Chevron Corp JAN/110 C 2013	378.06		139.93	-238.13	
12-07-12	12-21-12	-1	Chevron Corp JAN/110 C 2013	189.03		97.97	-91.06	
11-21-12	12-21-12	-1	UnitedHealth Group DEC/55 C 2012	18.03		37.96	19.93	
01-12-05	12-21-12	100.0000	Chevron Corp	5,205.00		10,918.75		5,713.75
10-31-02	12-21-12	200.0000	Chevron Corp	8,518.00		21,837.51		13,319.51
10-25-12	12-21-12	-1	Adobe DEC/35 C 2012	73.65		73.65	0.00	
02-28-11	12-21-12	100.0000	Adobe	3,437.89		3,566.57		128.68
10-22-12	12-22-12	-2	Anadarko DEC/77.5 C 2012	0.00		227.93	227.93	
08-08-12	12-22-12	-1	KLA Tencor DEC/50 C 2012	0.00		463.95	463.95	
09-20-12	12-22-12	-1	McDonalds Corp DEC/92.5 C 2012	0.00		254.96	254.96	
10-23-12	12-22-12	-3	Microsoft DEC/29 C 2012	0.00		109.07	109.07	
12-06-12	12-22-12	-1	Whole Foods DEC/95.50C 2012	0.00		67.96	67.96	
08-14-12	12-22-12	-1	Chevron Corp DEC/115 C 2012	0.00		313.96	313.96	

Cullinan Associates, Inc  
**REALIZED GAINS AND LOSSES**  
**HARRIS-STANSELL FAMILY CHARITABLE TRUST**  
**ACCOUNT # 504-55082-1-4**  
**R. Keith Cullinan, Trustee**  
**From 01-01-12 Through 12-31-12**

Open Date	Close Date	Quantity	Security	Cost Basis	Proceeds	Gain Or Loss	
						Short Term	Long Term
10-31-02	12-26-12	100.0000	Chevron Corp	3,776.00	10,819.75		7,043.75
TOTAL GAINS						17,726.05	153,507.58
TOTAL LOSSES						-25,307.62	0.00
TOTAL REALIZED GAIN/LOSS						7,581.57	153,507.58
						145,926.01	

Cullinan Associates, Inc.  
**UNREALIZED GAINS AND LOSSES**  
*Harris-Stansell Family Charitable Trust (consolidated)*  
**ACCOUNT # 504-55082-1-4**  
*December 31, 2012*

Date	Quantity	Security	Unit Cost	Total Cost	Price	Market Value	Unrealized Gain/Loss	% G/L
<b>CASH AND EQUIVALENTS</b>								
		PRINCIPAL CASH		2.20		2.20		
				2.20		2.20		
<b>COMMON STOCK</b>								
02-02-12	100.0000	3M Company	87.40	8,740.00	92.85	9,285.00	545.00	6.2
08-01-12	300.0000	AFLAC	44.24	13,272.00	53.12	15,936.00	2,664.00	20.1
12-21-12	100.0000	Advance Auto Parts	70.25	7,024.67	72.35	7,235.00	210.33	3.0
12-21-12	200.0000	Agilent	41.10	8,220.00	40.94	8,188.00	-32.00	-0.4
12-21-12	100.0000	Allergan	92.30	9,230.00	91.73	9,173.00	-57.00	-0.6
08-01-12	200.0000	Amer Express	57.28	11,456.00	57.48	11,496.00	40.00	0.3
03-02-04	200.0000	Anadarko	26.35	5,270.00	74.31	14,862.00	9,592.00	182.0
10-01-09	100.0000	Analog Devices	27.08	2,708.00	42.06	4,206.00	1,498.00	55.3
12-21-12	100.0000	CVS Corp	48.71	4,871.00	48.35	4,835.00	-36.00	-0.7
12-21-12	100.0000	Celgene Corp	79.37	7,937.10	78.47	7,847.00	-90.10	-1.1
10-31-02	300.0000	Chevron Corp	37.76	11,328.00	108.14	32,442.00	21,114.00	186.4
12-21-12	200.0000	Coca-Cola	37.03	7,406.00	36.25	7,250.00	-156.00	-2.1
01-30-06	100.0000	ConocoPhillips	50.47	5,047.08	57.99	5,799.00	751.92	14.9
12-21-12	100.0000	Covidien Ltd	57.53	5,753.00	57.74	5,774.00	21.00	0.4
12-21-12	100.0000	Crown Castle	71.82	7,182.00	72.16	7,216.00	34.00	0.5
12-21-12	100.0000	Disney Walt Co	50.02	5,002.00	49.79	4,979.00	-23.00	-0.5
12-21-12	300.0000	EMC Corp	25.63	7,689.00	25.30	7,590.00	-99.00	-1.3
06-22-12	200.0000	Express Scripts	52.80	10,559.34	54.00	10,800.00	240.66	2.3
11-12-08	100.0000	Fluor	36.16	3,616.00	58.74	5,874.00	2,258.00	62.4
12-21-12	50.0000	Intl Business Machines	193.19	9,659.50	191.55	9,577.50	-82.00	-0.8
08-01-12	300.0000	J P Morgan Chase	35.98	10,794.00	43.97	13,190.73	2,396.73	22.2
02-03-11	100.0000	KLA Tencor	44.65	4,465.10	47.76	4,776.00	310.90	7.0
12-21-12	100.0000	Lorillard Inc	117.11	11,711.33	116.67	11,667.00	-44.33	-0.4

Cullinan Associates, Inc.  
**UNREALIZED GAINS AND LOSSES**  
*Harris-Stansell Family Charitable Trust (consolidated)*  
**ACCOUNT # 504-55082-1-4**  
*December 31, 2012*

Date	Quantity	Security	Unit Cost	Total Cost	Price	Market Value	Unrealized Gain/Loss	% G/L
08-01-12	100.0000	McDonalds Corp	89.50	8,950.00	88.21	8,821.00	-129.00	-1.4
06-22-12	300.0000	Microsoft	30.36	9,108.00	26.71	8,012.91	-1,095.09	-12.0
03-05-09	300.0000	Norfolk Southern	29.58	8,874.00	61.84	18,552.00	9,678.00	109.1
02-02-12	200.0000	Oracle Systems	28.88	5,775.46	33.32	6,664.00	888.54	15.4
08-01-12	200.0000	PNC Finl	59.51	11,902.00	58.31	11,662.00	-240.00	-2.0
12-21-12	100.0000	Praxair Inc	109.19	10,919.00	109.45	10,945.00	26.00	0.2
10-29-01	100.0000	Procter & Gamble	35.91	3,591.23	67.89	6,789.00	3,197.76	89.0
06-22-12	400.0000	Qualcomm	55.50	22,201.60	61.86	24,743.84	2,542.24	11.5
11-29-12	100.0000	SanDisk Corp	39.79	3,978.65	43.50	4,350.00	371.35	9.3
12-04-12	100.0000	Starbucks	51.37	5,136.86	53.63	5,363.00	226.14	4.4
08-01-12	200.0000	Starwood Hotels	53.64	10,729.00	57.36	11,472.00	743.00	6.9
04-30-03	100.0000	Stryker	33.38	3,338.50	54.82	5,482.00	2,143.50	64.2
02-02-12	200.0000	Teva Pharmaceutical	45.93	9,186.00	37.34	7,468.00	-1,718.00	-18.7
06-22-12	300.0000	Texas Instruments	27.85	8,354.88	30.89	9,267.00	912.12	10.9
12-21-12	100.0000	Tiffany and Co	58.24	5,824.00	57.34	5,734.00	-90.00	-1.5
10-31-02	700.0000	United Tech	38.00	26,602.00	82.01	57,407.00	30,805.00	115.8
09-24-03	100.0000	UnitedHealth Group	24.82	2,482.00	54.24	5,424.00	2,942.00	118.5
10-01-97	1,000.0000	Wal-Mart Stores Inc	1.00	1,000.00	68.23	68,230.00	67,230.00	6,723.0
02-02-12	100.0000	Whole Foods Market	75.70	7,569.54	91.16	9,116.00	1,546.46	20.4
12-21-12	100.0000	eBay	51.25	5,124.55	51.00	5,099.77	-24.78	-0.5
				349,588.39		510,600.75	161,012.35	46.1

**CALLS**

12-18-12	-1	3M Company JAN/95 C 2013	0.95	-94.96	0.54	-54.00	40.96	43.1
10-17-12	-3	AFLAC JAN/50 C 2013	2.07	-620.89	3.45	-1,035.00	-414.11	-66.7
11-19-12	-2	Amer Express JAN/57.5 C 2013	0.71	-141.93	1.14	-228.00	-86.07	-60.6

Cullinan Associates, Inc.  
**UNREALIZED GAINS AND LOSSES**  
*Harris-Stansell Family Charitable Trust (consolidated)*  
**ACCOUNT # 504-55082-1-4**  
*December 31, 2012*

Date	Quantity	Security	Unit Cost	Total Cost	Price	Market Value	Unrealized Gain/Loss	% G/L
12-03-12	-1	Analog Devices MAR/42 C 2013	0.94	-93.96	1.49	-149.00	-55.04	-58.6
12-07-12	-3	Chevron Corp JAN/110 C 2013	0.98	-293.90	1.01	-303.00	-9.10	-3.1
11-19-12	-1	ConocoPhillips FEB/60 C 2013	0.42	-41.96	0.63	-63.00	-21.04	-50.1
11-20-12	-2	Express Scripts JAN/55 C 2013	0.66	-131.93	0.75	-150.00	-18.07	-13.7
09-20-12	-1	Fluor JAN/55 C 2013	6.24	-623.95	4.40	-440.00	183.95	29.5
12-18-12	-3	J P Morgan Chase MAR/43 C 2013	2.09	-627.94	2.41	-723.00	-95.06	-15.1
11-30-12	-3	Norfolk Southern MAR/65 C 2013	0.79	-236.90	0.99	-297.00	-60.10	-25.4
12-18-12	-2	Oracle Systems MAR/34 C 2013	0.83	-165.93	0.97	-194.00	-28.07	-16.9
11-21-12	-2	PNC Finl FEB/60 C 2013	0.45	-89.29	1.15	-230.00	-140.71	-157.6
10-15-12	-1	Procter & Gamble JAN/70 C 2013	0.80	-80.13	0.18	-18.00	62.13	77.5
11-21-12	-4	Qualcomm JAN/65 C 2013	0.73	-292.07	0.35	-140.00	152.07	52.1
11-30-12	-1	SanDisk Corp JAN/44 C 2013	0.36	-35.84	1.23	-123.00	-87.16	-243.2
12-07-12	-1	Starbucks JAN/57.5 C 2013	0.38	-38.07	0.14	-14.00	24.07	63.2
11-20-12	-2	Starwood Hotels JAN/55 C 2013	0.75	-149.93	1.83	-366.00	-216.07	-144.1

Cullinan Associates, Inc.  
**UNREALIZED GAINS AND LOSSES**  
*Harris-Stansell Family Charitable Trust (consolidated)*  
**ACCOUNT # 504-55082-1-4**  
*December 31, 2012*

Date	Quantity	Security	Unit Cost	Total Cost	Price	Market Value	Unrealized Gain/Loss	% G/L
12-18-12	-1	Stryker MAR/57.5 C 2013	1.19	-118.96	0.62	-62.00	56.96	47.9
11-21-12	-2	Teva Pharmaceutical MAR/42.5 C 2013	0.53	-105.93	0.15	-30.00	75.93	71.7
12-18-12	-3	Texas Instr APR/31 C 2013	1.82	-545.89	1.35	-405.00	140.89	25.8
11-21-12	-1	United Tech JAN/82.5 C 2013	0.43	-42.96	1.10	-110.00	-67.04	-156.1
12-07-12	-6	United Tech JAN/85 C 2013	0.39	-233.80	0.32	-192.00	41.80	17.9
12-21-12	-1	UnitedHealth Group MAR/57.5 C 2013	1.19	-118.96	0.86	-86.00	32.96	27.7
				-4,926.08		-5,412.00	-485.92	-9.9
<b>TOTAL PORTFOLIO</b>				344,664.51		505,190.95	160,526.44	46.6
<b>CHECKING ACCOUNT</b>				100	100			
				344,765		505,291		

Harris-Stansell Family Charitable Trust  
Schedule of Noncash Property  
From 01-01-12 To 12-31-12

Security	Date	Quantity	Value
Anadarko	1/5/2012	200	16,160
Analog Devices	9/5/2012	100	3,926
Chevron Corp	10/9/2012	200	23,390
Chevron Corp	12/6/2012	400	42,388
Norfolk Southern	11/27/2012	300	17,619
Simon Property Group	5/7/2012	300	47,097
United Tech	12/6/2012	600	48,210
UnitedHealth Group	2/1/2012	100	5,267
Wal-Mart Stores Inc	12/28/2012	1000	<u>68,110</u>
			<u>272,167</u>