



See a Social Security Number? Say Something!  
Report Privacy Problems to <https://public.resource.org/privacy>  
Or call the IRS Identity Theft Hotline at 1-800-908-4490



Form 990-PF

Department of the Treasury  
Internal Revenue Service

Return of Private Foundation  
or Section 4947(a)(1) Nonexempt Charitable Trust  
Treated as a Private Foundation

Note. The foundation may be able to use a copy of this return to satisfy state reporting requirements

OMB No 1545-0052

2012

Open to Public Inspection

For calendar year 2012, or tax year beginning 01-01-2012 , and ending 12-31-2012

Name of foundation THE WEST END HOME FOUNDATION		A Employer identification number 62-0516508	
Number and street (or P O box number if mail is not delivered to street address) 109 KENNER AVE SUITE 202		B Telephone number (see instructions) (615) 383-1395	
City or town, state, and ZIP code NASHVILLE, TN 37205		C If exemption application is pending, check here <input type="checkbox"/>	
G Check all that apply <input type="checkbox"/> Initial return <input type="checkbox"/> Final return <input type="checkbox"/> Address change		D 1. Foreign organizations, check here <input type="checkbox"/> 2. Foreign organizations meeting the 85% test, check here and attach computation <input type="checkbox"/>	
H Check type of organization <input checked="" type="checkbox"/> Section 501(c)(3) exempt private foundation <input type="checkbox"/> Section 4947(a)(1) nonexempt charitable trust <input type="checkbox"/> Other taxable private foundation		E If private foundation status was terminated under section 507(b)(1)(A), check here <input type="checkbox"/>	
I Fair market value of all assets at end of year (from Part II, col. (c), line 16) \$ 40,245,411		F If the foundation is in a 60-month termination under section 507(b)(1)(B), check here <input type="checkbox"/>	
J Accounting method <input checked="" type="checkbox"/> Cash <input type="checkbox"/> Accrual <input type="checkbox"/> Other (specify) _____ (Part I, column (d) must be on cash basis.)			

Part I Analysis of Revenue and Expenses (The total of amounts in columns (b), (c), and (d) may not necessarily equal the amounts in column (a) (see instructions) )		(a) Revenue and expenses per books	(b) Net investment income	(c) Adjusted net income	(d) Disbursements for chantable purposes (cash basis only)
Revenue	1 Contributions, gifts, grants, etc , received (attach schedule)	385			
	2 Check <input checked="" type="checkbox"/> if the foundation is <b>not</b> required to attach Sch B				
	3 Interest on savings and temporary cash investments	3,034	3,034	3,034	
	4 Dividends and interest from securities. . . . .	1,082,251	1,082,251	1,082,251	
	5a Gross rents . . . . .				
	b Net rental income or (loss) _____				
	6a Net gain or (loss) from sale of assets not on line 10	<input checked="" type="checkbox"/> 1,359,068			
	b Gross sales price for all assets on line 6a _____ 7,230,211				
	7 Capital gain net income (from Part IV , line 2) . . . .		1,359,068		
	8 Net short-term capital gain . . . . .			175,837	
	9 Income modifications . . . . .				
	10a Gross sales less returns and allowances				
Operating and Administrative Expenses	b Less Cost of goods sold . . . . .				
	c Gross profit or (loss) (attach schedule) . . . . .				
	11 Other income (attach schedule) . . . . .	<input checked="" type="checkbox"/> 52,937		52,937	
	12 Total. Add lines 1 through 11 . . . . .	2,497,675	2,444,353	1,314,059	
	13 Compensation of officers, directors, trustees, etc				
	14 Other employee salaries and wages . . . . .	46,963			46,963
	15 Pension plans, employee benefits . . . . .				
	16a Legal fees (attach schedule) . . . . .	<input checked="" type="checkbox"/> 1,573			1,573
	b Accounting fees (attach schedule) . . . . .	<input checked="" type="checkbox"/> 21,000			21,000
	c Other professional fees (attach schedule) . . . . .	<input checked="" type="checkbox"/> 205,279	205,279	205,279	
	17 Interest . . . . .				
	18 Taxes (attach schedule) (see instructions)				
	19 Depreciation (attach schedule) and depletion . . .	<input checked="" type="checkbox"/> 2,993			
	20 Occupancy . . . . .	25,529			25,529
	21 Travel, conferences, and meetings . . . . .				
	22 Printing and publications . . . . .				
	23 Other expenses (attach schedule) . . . . .	<input checked="" type="checkbox"/> 181,638			177,218
	24 Total operating and administrative expenses. Add lines 13 through 23 . . . . .	484,975	205,279	205,279	272,283
	25 Contributions, gifts, grants paid . . . . .	420,340			420,340
	26 Total expenses and disbursements. Add lines 24 and 25	905,315	205,279	205,279	692,623
	27 Subtract line 26 from line 12				
	a Excess of revenue over expenses and disbursements	1,592,360			
	b Net investment income (if negative, enter -0-)		2,239,074		
	c Adjusted net income (if negative, enter -0-)			1,108,780	

Part II Balance Sheets		Attached schedules and amounts in the description column should be for end-of-year amounts only (See instructions )	Beginning of year	End of year	
			(a) Book Value	(b) Book Value	(c) Fair Market Value
Assets	1	Cash—non-interest-bearing . . . . .			
	2	Savings and temporary cash investments . . . . .	2,340,130	2,451,465	2,451,465
	3	Accounts receivable ▶ _____ Less allowance for doubtful accounts ▶ _____			
	4	Pledges receivable ▶ _____ Less allowance for doubtful accounts ▶ _____			
	5	Grants receivable . . . . .			
	6	Receivables due from officers, directors, trustees, and other disqualified persons (attach schedule) (see page 15 of the instructions) . . . . .			
	7	Other notes and loans receivable (attach schedule) ▶ _____ Less allowance for doubtful accounts ▶ _____			
	8	Inventories for sale or use . . . . .			
	9	Prepaid expenses and deferred charges . . . . .	1,950	1,950	1,950
	10a	Investments—U S and state government obligations (attach schedule)	26,484,350	30,366,484	30,366,484
	b	Investments—corporate stock (attach schedule) . . . . .			
	c	Investments—corporate bonds (attach schedule). . . . .	7,410,373	7,415,180	7,415,180
	11	Investments—land, buildings, and equipment basis ▶ _____ Less accumulated depreciation (attach schedule) ▶ _____			
	12	Investments—mortgage loans . . . . .			
	13	Investments—other (attach schedule) . . . . .			
	14	Land, buildings, and equipment basis ▶ _____ 45,005 Less accumulated depreciation (attach schedule) ▶ _____ 35,120	10,737	9,885	
Liabilities	15	Other assets (describe ▶ _____)	47,066	10,332	10,332
	16	Total assets (to be completed by all filers—see the instructions Also, see page 1, item I)	36,294,606	40,255,296	40,245,411
	17	Accounts payable and accrued expenses . . . . .			
	18	Grants payable . . . . .			
	19	Deferred revenue . . . . .			
Net Assets or Fund Balances	20	Loans from officers, directors, trustees, and other disqualified persons			
	21	Mortgages and other notes payable (attach schedule) . . . . .			
	22	Other liabilities (describe ▶ _____)	46,587	10,633	
	23	Total liabilities (add lines 17 through 22) . . . . .	46,587	10,633	
		Foundations that follow SFAS 117, check here ▶ <input checked="" type="checkbox"/> and complete lines 24 through 26 and lines 30 and 31.			
	24	Unrestricted . . . . .	35,649,314	39,583,735	
	25	Temporarily restricted . . . . .	488,705	550,928	
	26	Permanently restricted . . . . .	110,000	110,000	
		Foundations that do not follow SFAS 117, check here ▶ <input type="checkbox"/> and complete lines 27 through 31.			
	27	Capital stock, trust principal, or current funds . . . . .			
	28	Paid-in or capital surplus, or land, bldg , and equipment fund			
	29	Retained earnings, accumulated income, endowment, or other funds			
	30	Total net assets or fund balances (see page 17 of the instructions) . . . . .	36,248,019	40,244,663	
	31	Total liabilities and net assets/fund balances (see page 17 of the instructions) . . . . .	36,294,606	40,255,296	

Part III Analysis of Changes in Net Assets or Fund Balances

1	Total net assets or fund balances at beginning of year—Part II, column (a), line 30 (must agree with end-of-year figure reported on prior year’s return) . . . . .	1	36,248,019
2	Enter amount from Part I, line 27a . . . . .	2	1,592,360
3	Other increases not included in line 2 (itemize) ▶ _____	3	2,404,284
4	Add lines 1, 2, and 3 . . . . .	4	40,244,663
5	Decreases not included in line 2 (itemize) ▶ _____	5	
6	Total net assets or fund balances at end of year (line 4 minus line 5)—Part II, column (b), line 30 . . . . .	6	40,244,663

Part IV Capital Gains and Losses for Tax on Investment Income

(a) List and describe the kind(s) of property sold (e g , real estate, 2-story brick warehouse, or common stock, 200 shs MLC Co )		(b) How acquired P—Purchase D—Donation	(c) Date acquired (mo , day, yr )	(d) Date sold (mo , day, yr )
1a	See Additional Data Table			
b				
c				
d				
e				

(e) Gross sales price	(f) Depreciation allowed (or allowable)	(g) Cost or other basis plus expense of sale	(h) Gain or (loss) (e) plus (f) minus (g)
a	See Additional Data Table		
b			
c			
d			
e			

Complete only for assets showing gain in column (h) and owned by the foundation on 12/31/69			(I) Gains (Col (h) gain minus col (k), but not less than -0-) or Losses (from col (h))
(i) F M V as of 12/31/69	(j) Adjusted basis as of 12/31/69	(k) Excess of col (i) over col (j), if any	
a	See Additional Data Table		
b			
c			
d			
e			

2	Capital gain net income or (net capital loss)	{ If gain, also enter in Part I, line 7 If (loss), enter -0- in Part I, line 7 }	2	1,359,068
3	Net short-term capital gain or (loss) as defined in sections 1222(5) and (6)  If gain, also enter in Part I, line 8, column (c) (see instructions) If (loss), enter -0- in Part I, line 8 . . . . .	}	3	175,837

Part V Qualification Under Section 4940(e) for Reduced Tax on Net Investment Income

(For optional use by domestic private foundations subject to the section 4940(a) tax on net investment income )

If section 4940(d)(2) applies, leave this part blank

Was the foundation liable for the section 4942 tax on the distributable amount of any year in the base period? ☐ Yes ☒ No  
If "Yes," the foundation does not qualify under section 4940(e) Do not complete this part

1 Enter the appropriate amount in each column for each year, see page 18 of the instructions before making any entries

(a) Base period years Calendar year (or tax year beginning in)	(b) Adjusted qualifying distributions	(c) Net value of noncharitable-use assets	(d) Distribution ratio (col (b) divided by col (c))
2011	494,099	33,212,904	0 014877
2010	1,014,257	29,742,123	0 034102
2009	2,088,401	27,439,957	0 076108
2008	1,883,070	31,888,665	0 059051
2007	1,831,661	38,024,276	0 048171

2	Total of line 1, column (d). . . . .	2	0 232309
3	Average distribution ratio for the 5-year base period—divide the total on line 2 by 5, or by the number of years the foundation has been in existence if less than 5 years . . . .	3	0 046462
4	Enter the net value of noncharitable-use assets for 2012 from Part X, line 5. . . . .	4	36,613,664
5	Multiply line 4 by line 3. . . . .	5	1,701,144
6	Enter 1% of net investment income (1% of Part I, line 27b). . . . .	6	22,391
7	Add lines 5 and 6. . . . .	7	1,723,535
8	Enter qualifying distributions from Part XII, line 4. . . . . If line 8 is equal to or greater than line 7, check the box in Part VI, line 1b, and complete that part using a 1% tax rate See the Part VI instructions	8	692,623

Part VIExcise Tax Based on Investment Income (Section 4940(a), 4940(b), 4940(e), or 4948—see page 18 of the instructions)

1a		Exempt operating foundations described in section 4940(d)(2), check here <input type="checkbox"/> and enter "N/A" on line 1			
		Date of ruling or determination letter _____ (attach copy of letter if necessary—see instructions)			
b		Domestic foundations that meet the section 4940(e) requirements in Part V, check here <input type="checkbox"/> and enter 1% of Part I, line 27b . . . . .		1	44,781
c		All other domestic foundations enter 2% of line 27b Exempt foreign organizations enter 4% of Part I, line 12, col (b)			
2		Tax under section 511 (domestic section 4947(a)(1) trusts and taxable foundations only Others enter -0-)		2	
3		Add lines 1 and 2. . . . .		3	44,781
4		Subtitle A (income) tax (domestic section 4947(a)(1) trusts and taxable foundations only Others enter -0-)		4	
5		Tax based on investment income. Subtract line 4 from line 3 If zero or less, enter -0- . . . . .		5	44,781
6		Credits/Payments			
a		2012 estimated tax payments and 2011 overpayment credited to 2012	6a	53,158	
b		Exempt foreign organizations—tax withheld at source . . . . .	6b		
c		Tax paid with application for extension of time to file (Form 8868)	6c		
d		Backup withholding erroneously withheld . . . . .	6d		
7		Total credits and payments Add lines 6a through 6d. . . . .		7	53,158
8		Enter any penalty for underpayment of estimated tax Check here <input type="checkbox"/> if Form 2220 is attached		8	
9		Tax due. If the total of lines 5 and 8 is more than line 7, enter amount owed . . . . .		9	
10		Overpayment. If line 7 is more than the total of lines 5 and 8, enter the amount overpaid. . . . .		10	8,377
11		Enter the amount of line 10 to be Credited to 2013 estimated tax <input type="checkbox"/> 8,377	Refunded <input type="checkbox"/>	11	

Part VII-AStatements Regarding Activities

1a	During the tax year, did the foundation attempt to influence any national, state, or local legislation or did it participate or intervene in any political campaign? . . . . .		Yes	No
		1a		No
b	Did it spend more than \$100 during the year (either directly or indirectly) for political purposes (see page 19 of the instructions for definition)? . . . . .			No
	If the answer is "Yes" to 1a or 1b, attach a detailed description of the activities and copies of any materials published or distributed by the foundation in connection with the activities.			
c	Did the foundation file Form 1120-POL for this year?. . . . .	1c		No
d	Enter the amount (if any) of tax on political expenditures (section 4955) imposed during the year (1) On the foundation <input type="checkbox"/> \$ _____ (2) On foundation managers <input type="checkbox"/> \$ _____			
e	Enter the reimbursement (if any) paid by the foundation during the year for political expenditure tax imposed on foundation managers <input type="checkbox"/> \$ _____			
2	Has the foundation engaged in any activities that have not previously been reported to the IRS? . . . . .	2		No
	If "Yes," attach a detailed description of the activities.			
3	Has the foundation made any changes, not previously reported to the IRS, in its governing instrument, articles of incorporation, or bylaws, or other similar instruments? If "Yes," attach a conformed copy of the changes . . . . .	3		No
4a	Did the foundation have unrelated business gross income of \$1,000 or more during the year?. . . . .	4a		No
b	If "Yes," has it filed a tax return on Form 990-T for this year?. . . . .	4b		
5	Was there a liquidation, termination, dissolution, or substantial contraction during the year? . . . . .	5		No
	If "Yes," attach the statement required by General Instruction T.			
6	Are the requirements of section 508(e) (relating to sections 4941 through 4945) satisfied either <ul style="list-style-type: none"><li>By language in the governing instrument, or</li><li>By state legislation that effectively amends the governing instrument so that no mandatory directions that conflict with the state law remain in the governing instrument? . . . . .</li></ul>	6	Yes	
7	Did the foundation have at least \$5,000 in assets at any time during the year? If "Yes," complete Part II, col (c), and Part XV	7	Yes	
8a	Enter the states to which the foundation reports or with which it is registered (see instructions) <input type="checkbox"/> TN _____			
b	If the answer is "Yes" to line 7, has the foundation furnished a copy of Form 990-PF to the Attorney General (or designate) of each state as required by General Instruction G? If "No," attach explanation .	8b	Yes	
9	Is the foundation claiming status as a private operating foundation within the meaning of section 4942(j)(3) or 4942(j)(5) for calendar year 2012 or the taxable year beginning in 2012 (see instructions for Part XIV)? If "Yes," complete Part XIV . . . . .	9		No
10	Did any persons become substantial contributors during the tax year? If "Yes," attach a schedule listing their names and addresses	10		No

Part VII-A

Statements Regarding Activities *(continued)*

11	At any time during the year, did the foundation, directly or indirectly, own a controlled entity within the meaning of section 512(b)(13)? If "Yes," attach schedule (see instructions).	11		No
12	Did the foundation make a distribution to a donor advised fund over which the foundation or a disqualified person had advisory privileges? If "Yes," attach statement (see instructions)	12		No
13	Did the foundation comply with the public inspection requirements for its annual returns and exemption application?	13	Yes	
Website address ▶N/A				
14	The books are in care of ▶DRAKE CALTON Telephone no ▶(615) 383-1395 Located at ▶109 KENNER AVENUE SUITE 202 NASHVILLE TN ZIP +4 ▶37205			
15	Section 4947(a)(1) nonexempt charitable trusts filing Form 990-PF in lieu of <b>Form 1041</b> —Check here . . . . . ▶ <input type="checkbox"/> and enter the amount of tax-exempt interest received or accrued during the year . . . . . ▶	15		
16	At any time during calendar year 2012, did the foundation have an interest in or a signature or other authority over a bank, securities, or other financial account in a foreign country? . . . . .	16		No
See instructions for exceptions and filing requirements for Form TD F 90-22.1 If "Yes", enter the name of the foreign country ▶				

Part VII-B

Statements Regarding Activities for Which Form 4720 May Be Required

File Form 4720 if any item is checked in the "Yes" column, unless an exception applies.			Yes	No
1a	During the year did the foundation (either directly or indirectly) (1) Engage in the sale or exchange, or leasing of property with a disqualified person? <input type="checkbox"/> Yes <input checked="" type="checkbox"/> No (2) Borrow money from, lend money to, or otherwise extend credit to (or accept it from) a disqualified person?. . . . . <input type="checkbox"/> Yes <input checked="" type="checkbox"/> No (3) Furnish goods, services, or facilities to (or accept them from) a disqualified person? <input type="checkbox"/> Yes <input checked="" type="checkbox"/> No (4) Pay compensation to, or pay or reimburse the expenses of, a disqualified person? <input type="checkbox"/> Yes <input checked="" type="checkbox"/> No (5) Transfer any income or assets to a disqualified person (or make any of either available for the benefit or use of a disqualified person)?. . . . . <input type="checkbox"/> Yes <input checked="" type="checkbox"/> No (6) Agree to pay money or property to a government official? ( <b>Exception.</b> Check "No" if the foundation agreed to make a grant to or to employ the official for a period after termination of government service, if terminating within 90 days ). . . . . <input type="checkbox"/> Yes <input checked="" type="checkbox"/> No			
b	If any answer is "Yes" to 1a(1)–(6), did <b>any</b> of the acts fail to qualify under the exceptions described in Regulations section 53.4941(d)-3 or in a current notice regarding disaster assistance (see page 20 of the instructions)?. . . Organizations relying on a current notice regarding disaster assistance check here. . . . . ▶ <input type="checkbox"/>	1b		
c	Did the foundation engage in a prior year in any of the acts described in 1a, other than excepted acts, that were not corrected before the first day of the tax year beginning in 2012?. . . . .	1c		
2	Taxes on failure to distribute income (section 4942) (does not apply for years the foundation was a private operating foundation defined in section 4942(j)(3) or 4942(j)(5))			
a	At the end of tax year 2012, did the foundation have any undistributed income (lines 6d and 6e, Part XIII) for tax year(s) beginning before 2012?. . . . . <input type="checkbox"/> Yes <input checked="" type="checkbox"/> No If "Yes," list the years ▶ 20____, 20____, 20____, 20____			
b	Are there any years listed in 2a for which the foundation is <b>not</b> applying the provisions of section 4942(a)(2) (relating to incorrect valuation of assets) to the year's undistributed income? (If applying section 4942(a)(2) to <b>all</b> years listed, answer "No" and attach statement—see instructions ). . . . .	2b		
c	If the provisions of section 4942(a)(2) are being applied to <b>any</b> of the years listed in 2a, list the years here ▶ 20____, 20____, 20____, 20____			
3a	Did the foundation hold more than a 2% direct or indirect interest in any business enterprise at any time during the year?. . . . . <input type="checkbox"/> Yes <input checked="" type="checkbox"/> No			
b	If "Yes," did it have excess business holdings in 2012 as a result of (1) any purchase by the foundation or disqualified persons after May 26, 1969, (2) the lapse of the 5-year period (or longer period approved by the Commissioner under section 4943(c)(7)) to dispose of holdings acquired by gift or bequest, or (3) the lapse of the 10-, 15-, or 20-year first phase holding period? ( <i>Use Schedule C, Form 4720, to determine if the foundation had excess business holdings in 2012.</i> ). . . . .	3b		
4a	Did the foundation invest during the year any amount in a manner that would jeopardize its charitable purposes?	4a		No
b	Did the foundation make any investment in a prior year (but after December 31, 1969) that could jeopardize its charitable purpose that had not been removed from jeopardy before the first day of the tax year beginning in 2012?	4b		No

Part VII-B

Statements Regarding Activities for Which Form 4720 May Be Required (continued)

5a

During the year did the foundation pay or incur any amount to

(1)

Carry on propaganda, or otherwise attempt to influence legislation (section 4945(e))?

Yes

No

(2)

Influence the outcome of any specific public election (see section 4955), or to carry on, directly or indirectly, any voter registration drive?

Yes

No

(3)

Provide a grant to an individual for travel, study, or other similar purposes?

Yes

No

(4)

Provide a grant to an organization other than a charitable, etc , organization described in section 509(a)(1 ), (2), or (3), or section 4940(d)(2)? (see instructions).

Yes

No

(5)

Provide for any purpose other than religious, charitable, scientific, literary, or educational purposes, or for the prevention of cruelty to children or animals?

Yes

No

b

If any answer is "Yes" to 5a(1)–(5), did **any** of the transactions fail to qualify under the exceptions described in Regulations section 53.4945 or in a current notice regarding disaster assistance (see instructions)?

5b

Organizations relying on a current notice regarding disaster assistance check here.

c

If the answer is "Yes" to question 5a(4), does the foundation claim exemption from the tax because it maintained expenditure responsibility for the grant?

Yes

No

If "Yes," attach the statement required by Regulations section 53.4945–5(d).

6a

Did the foundation, during the year, receive any funds, directly or indirectly, to pay premiums on a personal benefit contract?

Yes

No

b

Did the foundation, during the year, pay premiums, directly or indirectly, on a personal benefit contract?

6b

No

If "Yes" to 6b, file Form 8870.

7a

At any time during the tax year, was the foundation a party to a prohibited tax shelter transaction?

Yes

No

b

If yes, did the foundation receive any proceeds or have any net income attributable to the transaction?

7b

Part VIII

Information About Officers, Directors, Trustees, Foundation Managers, Highly Paid Employees, and Contractors

1

List all officers, directors, trustees, foundation managers and their compensation (see instructions).

(a) Name and address	(b) Title, and average hours per week devoted to position	(c) Compensation (If not paid, enter -0-)	(d) Contributions to employee benefit plans and deferred compensation	(e) Expense account, other allowances
See Additional Data Table				

2

Compensation of five highest-paid employees (other than those included on line 1—see instructions). If none, enter "NONE."

(a) Name and address of each employee paid more than \$50,000	(b) Title, and average hours per week devoted to position	(c) Compensation	(d) Contributions to employee benefit plans and deferred compensation	(e) Expense account, other allowances
NONE				

Total

number of other employees paid over \$50,000.

Part VIII

Information About Officers, Directors, Trustees, Foundation Managers, Highly Paid Employees, and Contractors (continued)

3 Five highest-paid independent contractors for professional services (see instructions). If none, enter "NONE".		
(a) Name and address of each person paid more than \$50,000	(b) Type of service	(c) Compensation
NONE		
Total number of others receiving over \$50,000 for professional services. . . . .		

Part IX-A

Summary of Direct Charitable Activities

List the foundation's four largest direct charitable activities during the tax year. Include relevant statistical information such as the number of organizations and other beneficiaries served, conferences convened, research papers produced, etc	Expenses
1 THE WEST END HOME FOUNDATION FUNCTIONS AS A GRANT- MAKING FOUNDATION BY GRANTING MONIES TO NONPROFIT ORGANIZATIONS TO CARRY OUT CHARITABLE CAUSES	692,623
2	
3	
4	

Part IX-B

Summary of Program-Related Investments (see instructions)

Describe the two largest program-related investments made by the foundation during the tax year on lines 1 and 2	Amount
1 N/A	
2	
All other program-related investments See page 24 of the instructions	
3	
Total. Add lines 1 through 3. . . . .	



Part X

Minimum Investment Return (All domestic foundations must complete this part. Foreign foundations, see instructions.)

1	Fair market value of assets not used (or held for use) directly in carrying out charitable, etc , purposes		
a	Average monthly fair market value of securities. . . . .	1a	34,750,705
b	Average of monthly cash balances. . . . .	1b	2,420,527
c	Fair market value of all other assets (see instructions). . . . .	1c	0
d	Total (add lines 1a, b, and c). . . . .	1d	37,171,232
e	Reduction claimed for blockage or other factors reported on lines 1a and 1c (attach detailed explanation). . . . .	1e	
2	Acquisition indebtedness applicable to line 1 assets. . . . .	2	
3	Subtract line 2 from line 1d. . . . .	3	37,171,232
4	Cash deemed held for charitable activities Enter 1 1/2% of line 3 (for greater amount, see instructions). . . . .	4	557,568
5	Net value of noncharitable-use assets. Subtract line 4 from line 3 Enter here and on Part V, line 4	5	36,613,664
6	Minimum investment return. Enter 5% of line 5. . . . .	6	1,830,683

Part XI

Distributable Amount (see instructions) (Section 4942(j)(3) and (j)(5) private operating foundations and certain foreign organizations check here ☐ and do not complete this part.)

1	Minimum investment return from Part X, line 6. . . . .	1	1,830,683
2a	Tax on investment income for 2012 from Part VI, line 5. . . . .	2a	44,781
b	Income tax for 2012 (This does not include the tax from Part VI ). . . . .	2b	
c	Add lines 2a and 2b. . . . .	2c	44,781
3	Distributable amount before adjustments Subtract line 2c from line 1. . . . .	3	1,785,902
4	Recoveries of amounts treated as qualifying distributions. . . . .	4	
5	Add lines 3 and 4. . . . .	5	1,785,902
6	Deduction from distributable amount (see instructions). . . . .	6	
7	Distributable amount as adjusted Subtract line 6 from line 5 Enter here and on Part XIII, line 1. . . . .	7	1,785,902

Part XII

Qualifying Distributions (see instructions)

1	Amounts paid (including administrative expenses) to accomplish charitable, etc , purposes		
a	Expenses, contributions, gifts, etc —total from Part I, column (d), line 26. . . . .	1a	692,623
b	Program-related investments—total from Part IX-B. . . . .	1b	
2	Amounts paid to acquire assets used (or held for use) directly in carrying out charitable, etc , purposes. . . . .	2	
3	Amounts set aside for specific charitable projects that satisfy the		
a	Suitability test (prior IRS approval required). . . . .	3a	
b	Cash distribution test (attach the required schedule). . . . .	3b	
4	Qualifying distributions. Add lines 1a through 3b Enter here and on Part V, line 8, and Part XIII, line 4	4	692,623
5	Foundations that qualify under section 4940(e) for the reduced rate of tax on net investment income Enter 1% of Part I, line 27b (see instructions). . . . .	5	
6	Adjusted qualifying distributions. Subtract line 5 from line 4. . . . .	6	692,623
Note: The amount on line 6 will be used in Part V, column (b), in subsequent years when calculating whether the foundation qualifies for the section 4940(e) reduction of tax in those years			

Part XIII

Undistributed Income (see instructions)

	(a) Corpus	(b) Years prior to 2011	(c) 2011	(d) 2012
1 Distributable amount for 2012 from Part XI, line 7				1,785,902
2 Undistributed income, if any, as of the end of 2012				
a Enter amount for 2011 only.				
b Total for prior years 20____, 20____, 20____				
3 Excess distributions carryover, if any, to 2012				
a From 2007.				
b From 2008.				
c From 2009.				
d From 2010.				
e From 2011.				
f Total of lines 3a through e.				
4 Qualifying distributions for 2012 from Part XII, line 4 ▶ \$ 692,623				
a Applied to 2011, but not more than line 2a				
b Applied to undistributed income of prior years (Election required—see instructions).				
c Treated as distributions out of corpus (Election required—see instructions).				
d Applied to 2012 distributable amount.				692,623
e Remaining amount distributed out of corpus				
5 Excess distributions carryover applied to 2012 (If an amount appears in column (d), the same amount must be shown in column (a).)				
6 Enter the net total of each column as indicated below:				
a Corpus Add lines 3f, 4c, and 4e Subtract line 5				
b Prior years' undistributed income Subtract line 4b from line 2b.				
c Enter the amount of prior years' undistributed income for which a notice of deficiency has been issued, or on which the section 4942(a) tax has been previously assessed.				
d Subtract line 6c from line 6b Taxable amount—see instructions.				
e Undistributed income for 2011 Subtract line 4a from line 2a Taxable amount—see instructions.				
f Undistributed income for 2012 Subtract lines 4d and 5 from line 1 This amount must be distributed in 2013.				1,093,279
7 Amounts treated as distributions out of corpus to satisfy requirements imposed by section 170(b)(1)(F) or 4942(g)(3) (see instructions).				
8 Excess distributions carryover from 2007 not applied on line 5 or line 7 (see instructions).				
9 Excess distributions carryover to 2013. Subtract lines 7 and 8 from line 6a.				
10 Analysis of line 9				
a Excess from 2008.				
b Excess from 2009.				
c Excess from 2010.				
d Excess from 2011.				
e Excess from 2012.				

Part XIV

Private Operating Foundations (see instructions and Part VII-A, question 9)

1a

If the foundation has received a ruling or determination letter that it is a private operating foundation, and the ruling is effective for 2012, enter the date of the ruling.

b

Check box to indicate whether the organization is a private operating foundation described in section 4942(j)(3) or 4942(j)(5)

☐ 4942(j)(3) or ☐ 4942(j)(5)

2a	Enter the lesser of the adjusted net income from Part I or the minimum investment return from Part X for each year listed.	Tax year	Prior 3 years			(e) Total
		(a) 2012	(b) 2011	(c) 2010	(d) 2009	
b	85% of line 2a					
c	Qualifying distributions from Part XII, line 4 for each year listed.					
d	Amounts included in line 2c not used directly for active conduct of exempt activities.					
e	Qualifying distributions made directly for active conduct of exempt activities. Subtract line 2d from line 2c.					
3	Complete 3a, b, or c for the alternative test relied upon					
a	"Assets" alternative test—enter					
	(1) Value of all assets					
	(2) Value of assets qualifying under section 4942(j)(3)(B)(i)					
b	"Endowment" alternative test— enter 2/3 of minimum investment return shown in Part X, line 6 for each year listed.					
c	"Support" alternative test—enter					
	(1) Total support other than gross investment income (interest, dividends, rents, payments on securities loans (section 512(a)(5)), or royalties).					
	(2) Support from general public and 5 or more exempt organizations as provided in section 4942(j)(3)(B)(iii).					
	(3) Largest amount of support from an exempt organization					
	(4) Gross investment income					

Part XV

Supplementary Information (Complete this part only if the organization had \$5,000 or more in assets at any time during the year—see instructions.)

1

Information Regarding Foundation Managers:

a

List any managers of the foundation who have contributed more than 2% of the total contributions received by the foundation before the close of any tax year (but only if they have contributed more than \$5,000) (See section 507(d)(2) )

b

List any managers of the foundation who own 10% or more of the stock of a corporation (or an equally large portion of the ownership of a partnership or other entity) of which the foundation has a 10% or greater interest

2

Information Regarding Contribution, Grant, Gift, Loan, Scholarship, etc., Programs:

Check here ☐ if the foundation only makes contributions to preselected charitable organizations and does not accept unsolicited requests for funds. If the foundation makes gifts, grants, etc. (see instructions) to individuals or organizations under other conditions, complete items 2a, b, c, and d.

a

The name, address, and telephone number or e-mail of the person to whom applications should be addressed

MILBREY ANDREWS  
109 KENNER AVENUE SUITE 202  
NASHVILLE, TN 37205  
(615) 327-3875

b

The form in which applications should be submitted and information and materials they should include

SEE LINE 2A

c

Any submission deadlines

SEE LINE 2A

d

Any restrictions or limitations on awards, such as by geographical areas, charitable fields, kinds of institutions, or other factors

SEE LINE 2A

Form 990-PF (2012)

Part XV

Supplementary Information (continued)

3 Grants and Contributions Paid During the Year or Approved for Future Payment

Recipient	If recipient is an individual, show any relationship to any foundation manager or substantial contributor	Foundation status of recipient	Purpose of grant or contribution	Amount
Name and address (home or business)				
a Paid during the year See Additional Data Table				
Total . . . . .			3a	420,340
b Approved for future payment				
Total . . . . .			3b	

Enter gross amounts unless otherwise indicated		Unrelated business income		Excluded by section 512, 513, or 514		(e) Related or exempt function income (See instructions )
	(a) Business code	(b) Amount	(c) Exclusion code	(d) Amount		
<b>1</b> Program service revenue						
<b>a</b> RESIDENT REQUESTS						47,573
<b>b</b> RESIDENT INCOME						5,364
<b>c</b> _____						
<b>d</b> _____						
<b>e</b> _____						
<b>f</b> _____						
<b>g</b> Fees and contracts from government agencies						
<b>2</b> Membership dues and assessments. . . . .						
<b>3</b> Interest on savings and temporary cash investments			14	3,034		
<b>4</b> Dividends and interest from securities. . . . .			14	1,082,251		
<b>5</b> Net rental income or (loss) from real estate						
<b>a</b> Debt-financed property. . . . .						
<b>b</b> Not debt-financed property. . . . .						
<b>6</b> Net rental income or (loss) from personal property						
<b>7</b> Other investment income. . . . .						
<b>8</b> Gain or (loss) from sales of assets other than inventory						1,359,068
<b>9</b> Net income or (loss) from special events						
<b>10</b> Gross profit or (loss) from sales of inventory. . . . .						
<b>11</b> Other revenue <b>a</b> _____						
<b>b</b> _____						
<b>c</b> _____						
<b>d</b> _____						
<b>e</b> _____						
<b>12</b> Subtotal Add columns (b), (d), and (e). . . . .				1,085,285		1,412,005
<b>13 Total.</b> Add line 12, columns (b), (d), and (e). . . . .				<b>13</b>		<b>2,497,290</b>

[illegible]

<b>1</b> Did the organization directly or indirectly engage in any of the following with any other organization described in section 501(c) of the Code (other than section 501(c)(3) organizations) or in section 527, relating to political organizations?		<b>Yes</b>	<b>No</b>
<b>a</b> Transfers from the reporting foundation to a noncharitable exempt organization of			
<b>(1)</b> Cash. . . . .	<b>1a(1)</b>		<b>No</b>
<b>(2)</b> Other assets. . . . .	<b>1a(2)</b>		<b>No</b>
<b>b</b> Other transactions			
<b>(1)</b> Sales of assets to a noncharitable exempt organization. . . . .	<b>1b(1)</b>		<b>No</b>
<b>(2)</b> Purchases of assets from a noncharitable exempt organization. . . . .	<b>1b(2)</b>		<b>No</b>
<b>(3)</b> Rental of facilities, equipment, or other assets. . . . .	<b>1b(3)</b>		<b>No</b>
<b>(4)</b> Reimbursement arrangements. . . . .	<b>1b(4)</b>		<b>No</b>
<b>(5)</b> Loans or loan guarantees. . . . .	<b>1b(5)</b>		<b>No</b>
<b>(6)</b> Performance of services or membership or fundraising solicitations. . . . .	<b>1b(6)</b>		<b>No</b>
<b>c</b> Sharing of facilities, equipment, mailing lists, other assets, or paid employees. . . . .	<b>1c</b>		<b>No</b>
<b>d</b> If the answer to any of the above is "Yes," complete the following schedule. Column <b>(b)</b> should always show the fair market value of the goods, other assets, or services given by the reporting foundation. If the foundation received less than fair market value in any transaction or sharing arrangement, show in column <b>(d)</b> the value of the goods, other assets, or services received.			

[illegible]

**2a** Is the foundation directly or indirectly affiliated with, or related to, one or more tax-exempt organizations described in section 501(c) of the Code (other than section 501(c)(3)) or in section 527? . . . . ☐ Yes ☒ No

**b** If "Yes," complete the following schedule

(a) Name of organization	(b) Type of organization	(c) Description of relationship

**Sign  
Here**

Under penalties of perjury, I declare that I have examined this return, including accompanying schedules and statements, and to the best of my knowledge and belief, it is true, correct, and complete. Declaration of preparer (other than taxpayer or fiduciary) is based on all information of which preparer has any knowledge.

\* \* \* \* \*

2013-11-06

\* \* \* \* \*

Signature of officer or trustee

Date \_\_\_\_\_

Title

May the IRS discuss this return with the preparer shown below (see instr )? ☒ **Yes** ☐ **No**

**Paid  
Preparer  
Use Only**

Print/Type preparer's name	Preparer's Signature	Date	Check if self-employed <input checked="checked" type="checkbox"/>	PTIN
JAY GRANNIS	JAY GRANNIS	2013-11-14		
Firm's name	GRANNIS & ASSOCIATES PC		Firm's EIN	
	515 W BURTON ST			
Firm's address	MURFREESBORO, TN 371303549		Phone no (615) 895-1040	

Form 990PF Part IV - Capital Gains and Losses for Tax on Investment Income - Columns a - d

(a) List and describe the kind(s) of property sold (e g , real estate, 2-story brick warehouse, or common stock, 200 shs MLC Co )	(b) How acquired P—Purchase D—Donation	(c) Date acquired (mo , day, yr )	(d) Date sold (mo , day, yr )
HIRTLE, CALLAGHAN ST GAINS	P	2011-12-29	2012-12-27
HIRTLE, CALLAGHAN LT GAINS	P	2009-11-20	2012-12-27
HIRTLE, CALLAGHAN ST DISTRIBUTION	P	2012-12-20	2012-12-20
HIRTLE, CALLAGHAN LT DISTRIBUTION	P	2012-12-20	2012-12-20
VAN - INFLATION-PROTECT SEC ADM 5119	P	2011-12-21	2012-05-15
VAN - SHORT-TERM BOND IDX ADM 5132	P	2011-12-21	2012-05-15
VANGUARD ST DISTRIBUTION	P	2012-03-30	2012-03-30
VANGUARD LT DISTRIBUTION	P	2012-03-30	2012-03-30

Form 990PF Part IV - Capital Gains and Losses for Tax on Investment Income - Columns e - h





















(e) Gross sales price	(f) Depreciation allowed (or allowable)	(g) Cost or other basis plus expense of sale	(h) Gain or (loss) (e) plus (f) minus (g)
2,075,574		2,012,712	62,862
2,219,426		2,031,472	187,954
97,550			97,550
994,993			994,993
830,341		815,039	15,302
1,011,948		1,011,920	28
95			95
284			284




Form 990PF Part IV - Capital Gains and Losses for Tax on Investment Income - Columns i - l

Complete only for assets showing gain in column (h) and owned by the foundation on 12/31/69			(l) Gains (Col (h) gain minus col (k), but not less than -0-) or Losses (from col (h))
(i) F M V as of 12/31/69	(j) Adjusted basis as of 12/31/69	(k) Excess of col (i) over col (j), if any	
			62,862
			187,954
			97,550
			994,993
			15,302
			28
			95
			284

Form 990PF Part VIII Line 1 - List all officers, directors, trustees, foundation managers and their compensation

(a) Name and address	(b) Title, and average hours per week devoted to position	(c) Compensation (If not paid, enter -0-)	(d) Contributions to employee benefit plans and deferred compensation	(e) Expense account, other allowances
MILBREY ANDREWS 	BOARD MEMBER 1 00	0	0	0
208 JACKSON BLVD NASHVILLE,TN 37205				
DRAKE CALTON 	TREASURER 10 00	0	0	0
3511-B RICHLAND AVE NASHVILLE,TN 37205				
BARBARA CANNON 	BOARD MEMBER 1 00	0	0	0
332 LYNWOOD BLVD NASHVILLE,TN 37205				
PATRICIA COLTON 	BOARD MEMBER 1 00	0	0	0
501 LYNWOOD BLVD NASHVILLE,TN 37205				
JEAN FARRIS 	BOARD MEMBER 1 00	0	0	0
102 THE COMMONS DR NASHVILLE,TN 37215				
IRWIN FISHER 	BOARD MEMBER 1 00	0	0	0
539 CLOSE LN NASHVILLE,TN 37205				
KIM HARDIN 	BOARD MEMBER 1 00	0	0	0
5912 ROBERT E LEE DR FOREST HILLS,TN 37215				
COURTNEY HOLLINS 	BOARD MEMBER 1 00	0	0	0
424 CHURCH ST STE 1401 NASHVILLE,TN 37219				
MARY HERBERT KELLY 	BOARD MEMBER 1 00	0	0	0
3811 RICHLAND AVE NASHVILLE,TN 37205				
LYNN MCDONALD 	BOARD MEMBER 1 00	0	0	0
1000 OMAN DR BRENTWOOD,TN 37027				
ANNE MORGAN 	BOARD MEMBER 1 00	0	0	0
200 EVELYN AVE NASHVILE,TN 37205				
CAROLE NELSON 	BOARD MEMBER 1 00	0	0	0
103 WESTHAMPTON PL NASHVILLE,TN 37205				
JEAN WARD OLDFIELD 	SECRETARY 2 00	0	0	0
213 BURLINGTON PL NASHVILLE,TN 37215				
CAMMIE RASH 	BOARD MEMBER 1 00	0	0	0
868 S CURTISWOOD NASHVILLE,TN 37204				
MARTI ROSENBERG 	BOARD MEMBER 1 00	0	0	0
219 LAUDERDALE RD NASHVILLE,TN 37205				
VANITA SHERRILL 	BOARD MEMBER 1 00	0	0	0
1505 JOE PYRON DR MADISON,TN 37115				
GRAY THORNBURG 	PRESIDENT 10 00	0	0	0
229 DEER PARK DR NASHVILLE,TN 37205				
EMILY TIDWELL 	BOARD MEMBER 1 00	0	0	0
905 WESTVIEW AVE NASHVILLE,TN 37205				
GAYLE VANCE 	BOARD MEMBER 1 00	0	0	0
160 CHARLESTON PK NASHVILLE,TN 37205				
LUANNE WALTEMATH 	BOARD MEMBER 1 00	0	0	0
4401 SUNNYBROOK DR NASHVILLE,TN 37205				

Form 990PF Part XV Line 3 - Grants and Contributions Paid During the Year or Approved for Future Payment

Recipient	If recipient is an individual, show any relationship to any foundation manager or substantial contributor	Foundation status of recipient	Purpose of grant or contribution	Amount
Name and address (home or business)				
<b>a</b> <i>Paid during the year</i>				
ALIVE HOSPICE 1718 PATTERSON ST NASHVILLE,TN 37203			GRANT DISTRIBUTION	25,000
BETHLEHEM CENTER 1417 CHARLOTTE AVE NASHVILLE,TN 37203			GRANT DISTRIBUTION	35,000
CENTERSTONE 1101 SIXTH AVE NORTH NASHVILLE,TN 37208			GRANT DISTRIBUTION	47,000
COUNCIL ON AGING 95 WHITE BRIDGE RD NASHVILLE,TN 37205			GRANT DISTRIBUTION	65,000
FAITH FAMILY MEDICAL CENTER 326 21ST AVE NORTH NASHVILLE,TN 37205			GRANT DISTRIBUTION	15,000
FIFTY FORWARD 174 RAINS AVE NASHVILLE,TN 37203			GRANT DISTRIBUTION	50,000
GILDA'S CLUB 1707 DIVISION ST NASHVILLE,TN 37203			GRANT DISTRIBUTION	20,340
INTERFAITH DENTAL CLINIC 1721 PATTERSON ST NASHVILLE,TN 37203			GRANT DISTRIBUTION	28,000
MARTHA O'BRYAN CENTER 711 S 7TH ST NASHVILLE,TN 37206			GRANT DISTRIBUTION	35,000
SILOAM FAMILY HEALTH 820 GALE LN NASHVILLE,TN 37204			GRANT DISTRIBUTION	25,000
ABE'S GARDEN 618 CHURCH ST STE 220 NASHVILLE,TN 37219			GRANT DISTRIBUTION	75,000
<b>Total . . . . .</b>  <b>3a</b>				420,340

Form **4562**

Department of the Treasury  
Internal Revenue Service (99)

Depreciation and Amortization  
(Including Information on Listed Property)

▶ See separate instructions.    ▶ Attach to your tax return.

OMB No 1545-0172

**2012**

Attachment  
Sequence No **179**

Name(s) shown on return  
THE WEST END HOME FOUNDATION

Business or activity to which this form relates  
INDIRECT DEPRECIATION

**Identifying number**  
  
62-0516508

Part I Election To Expense Certain Property Under Section 179

Note: If you have any listed property, complete Part V before you complete Part I.

1	Maximum amount (see instructions)	1	500,000
2	Total cost of section 179 property placed in service (see instructions)	2	
3	Threshold cost of section 179 property before reduction in limitation (see instructions)	3	2,000,000
4	Reduction in limitation Subtract line 3 from line 2 If zero or less, enter -0-	4	
5	Dollar limitation for tax year Subtract line 4 from line 1 If zero or less, enter -0- If married filing separately, see instructions	5	

6	(a) Description of property	(b) Cost (business use only)	(c) Elected cost	
6				
7	Listed property Enter the amount from line 29	7		
8	Total elected cost of section 179 property Add amounts in column (c), lines 6 and 7	8		
9	Tentative deduction Enter the smaller of line 5 or line 8	9		
10	Carryover of disallowed deduction from line 13 of your 2011 Form 4562	10		
11	Business income limitation Enter the smaller of business income (not less than zero) or line 5 (see instructions)	11		
12	Section 179 expense deduction Add lines 9 and 10, but do not enter more than line 11	12		
13	Carryover of disallowed deduction to 2013 Add lines 9 and 10, less line 12	13		

Note: Do not use Part II or Part III below for listed property. Instead, use Part V.

Part II Special Depreciation Allowance and Other Depreciation (Do not include listed property ) (See instructions )

14	Special depreciation allowance for qualified property (other than listed property) placed in service during the tax year (see instructions)	14	
15	Property subject to section 168(f)(1) election	15	
16	Other depreciation (including ACRS)	16	2,993

Part III MACRS Depreciation (Do not include listed property.) (See instructions.)

Section A

17	MACRS deductions for assets placed in service in tax years beginning before 2012	17	
18	If you are electing to group any assets placed in service during the tax year into one or more general asset accounts, check here		

Section B—Assets Placed in Service During 2012 Tax Year Using the General Depreciation System

(a) Classification of property	(b) Month and year placed in service	(c) Basis for depreciation (business/investment use only—see instructions)	(d) Recovery period	(e) Convention	(f) Method	(g) Depreciation deduction
19a 3-year property						
b 5-year property						
c 7-year property						
d 10-year property						
e 15-year property						
f 20-year property						
g 25-year property			25 yrs		S/L	
h Residential rental property			27 5 yrs	MM	S/L	
			27 5 yrs	MM	S/L	
i Nonresidential real property			39 yrs	MM	S/L	
				MM	S/L	

Section C—Assets Placed in Service During 2012 Tax Year Using the Alternative Depreciation System

20a Class life					S/L	
b 12-year			12 yrs		S/L	
c 40-year			40 yrs	MM	S/L	

Part IV Summary (see instructions)

21	Listed property Enter amount from line 28	21	
22	Total. Add amounts from line 12, lines 14 through 17, lines 19 and 20 in column (g), and line 21 Enter here and on the appropriate lines of your return Partnerships and S corporations—see instructions	22	2,993
23	For assets shown above and placed in service during the current year, enter the portion of the basis attributable to section 263A costs	23	

Part V

Listed Property (Include automobiles, certain other vehicles, certain computers, and property used for entertainment, recreation, or amusement.)  
**Note:** For any vehicle for which you are using the standard mileage rate or deducting lease expense, complete **only** 24a, 24b, columns (a) through (c) of Section A, all of Section B, and Section C if applicable.

Section A—Depreciation and Other Information (Caution: See the instructions for limits for passenger automobiles.)

24a Do you have evidence to support the business/investment use claimed? <input type="checkbox"/> Yes <input type="checkbox"/> No						24b If "Yes," is the evidence written? <input type="checkbox"/> Yes <input type="checkbox"/> No		
(a) Type of property (list vehicles first)	(b) Date placed in service	(c) Business/ investment use percentage	(d) Cost or other basis	(e) Basis for depreciation (business/investment use only)	(f) Recovery period	(g) Method/ Convention	(h) Depreciation/ deduction	(i) Elected section 179 cost
25Special depreciation allowance for qualified listed property placed in service during the tax year and used more than 50% in a qualified business use (see instructions)						25		
26 Property used more than 50% in a qualified business use								
		%						
		%						
		%						
27 Property used 50% or less in a qualified business use								
		%				S/L -		
		%				S/L -		
		%				S/L -		
28 Add amounts in column (h), lines 25 through 27 Enter here and on line 21, page 1						28		
29 Add amounts in column (i), line 26 Enter here and on line 7, page 1 . . . . .							29	

Section B—Information on Use of Vehicles

Complete this section for vehicles used by a sole proprietor, partner, or other "more than 5% owner," or related person  
If you provided vehicles to your employees, first answer the questions in Section C to see if you meet an exception to completing this section for those vehicles

30 Total business/investment miles driven during the year ( <b>do not</b> include commuting miles) . . .	(a) Vehicle 1		(b) Vehicle 2		(c) Vehicle 3		(d) Vehicle 4		(e) Vehicle 5		(f) Vehicle 6	
31 Total commuting miles driven during the year . . .												
32 Total other personal(noncommuting) miles driven . . .												
33 Total miles driven during the year Add lines 30 through 32 . . . . .												
34 Was the vehicle available for personal use during off-duty hours? . . . . .	Yes	No	Yes	No	Yes	No	Yes	No	Yes	No	Yes	No
35 Was the vehicle used primarily by a more than 5% owner or related person? . . . . .												
36 Is another vehicle available for personal use? . . .												

Section C—Questions for Employers Who Provide Vehicles for Use by Their Employees

Answer these questions to determine if you meet an exception to completing Section B for vehicles used by employees who **are not** more than 5% owners or related persons (see instructions)

37 Do you maintain a written policy statement that prohibits all personal use of vehicles, including commuting, by your employees? . . . . .	Yes	No
38 Do you maintain a written policy statement that prohibits personal use of vehicles, except commuting, by your employees? See the instructions for vehicles used by corporate officers, directors, or 1% or more owners . . .		
39 Do you treat all use of vehicles by employees as personal use? . . . . .		
40 Do you provide more than five vehicles to your employees, obtain information from your employees about the use of vehicles, and retain the information received? . . . . .		
41 Do you meet the requirements concerning qualified automobile demonstration use? (See instructions ) . . . . .		
<b>Note:</b> If your answer to 37, 38, 39, 40, or 41 is "Yes," do not complete Section B for the covered vehicles		

Part VI Amortization

(a) Description of costs	(b) Date amortization begins	(c) Amortizable amount	(d) Code section	(e) Amortization period or percentage	(f) Amortization for this year
42 Amortization of costs that begins during your 2012 tax year (see instructions)					
43 Amortization of costs that began before your 2012 tax year . . . . .				43	
44 <b>Total.</b> Add amounts in column (f) See the instructions for where to report . . . . .				44	

## TY 2012 Accounting Fees Schedule

**Name:** THE WEST END HOME FOUNDATION

**EIN:** 62-0516508

Category	Amount	Net Investment Income	Adjusted Net Income	Disbursements for Charitable Purposes
GRANNIS & ASSOCIATES, PC	21,000			21,000

**TY 2012 Compensation Explanation****Name:** THE WEST END HOME FOUNDATION**EIN:** 62-0516508

Person Name	Explanation
MILBREY ANDREWS	
DRAKE CALTON	
BARBARA CANNON	
PATRICIA COLTON	
JEAN FARRIS	
IRWIN FISHER	
KIM HARDIN	
COURTNEY HOLLINS	
MARY HERBERT KELLY	
LYNN MCDONALD	
ANNE MORGAN	
CAROLE NELSON	
JEAN WARD OLDFIELD	
CAMMIE RASH	
MARTI ROSENBERG	
VANITA SHERRILL	
GRAY THORNBURG	
EMILY TIDWELL	
GAYLE VANCE	
LUANNE WALTEMATH	

**Note: To capture the full content of this document, please select landscape mode (11" x 8.5") when printing.**

## TY 2012 Depreciation Schedule

**Name:** THE WEST END HOME FOUNDATION

**EIN:** 62-0516508

Description of Property	Date Acquired	Cost or Other Basis	Prior Years' Depreciation	Computation Method	Rate / Life (# of years)	Current Year's Depreciation Expense	Net Investment Income	Adjusted Net Income	Cost of Goods Sold Not Included
2 ORIENTAL RUGS	1992-03-31	4,999	4,999	S/L	7 0000				
SHELVING	1985-01-01	223	223	S/L	10 0000				
2 DESKS	1985-02-21	175	158	S/L	10 0000				
FLOOR LAMP	1987-01-31	145	145	S/L	10 0000				
FILE CABINET	1988-05-31	180	180	S/L	10 0000				
2 - PAINTINGS	1988-12-31	300	300	S/L	10 0000				
DINING ROOM CHAIRS	1989-04-30	8,013	8,013	S/L	10 0000				
2 CHAIRS - REUPHOLSTERED	1989-12-01	1,260	1,260	S/L	10 0000				
4 PICTURES	1991-05-31	125	125	S/L	7 0000				
TELEPHONE SYSTEM	1999-11-23	5,775	5,775	S/L	10 0000				
COPIER	2000-12-13	5,575	5,575	S/L	10 0000				
T3302 SEMP COMP W/PRINTER - HCC	2005-10-17	626	626	S/L	5 0000				
TABLE	2007-12-07	4,078	2,379	S/L	7 0000	582			
26I POLISHED BRASS TABLE LAMP	2008-06-04	978	673	S/L	7 0000	139			
COMPUTER W/ PRINTER	2009-02-18	1,117	317	S/L	10 0000	111			
INTACT SCANNER / COPIER	2011-02-21	4,913	409	S/L	10 0000	492			
INTACT SOFTWARE	2011-02-21	4,194	1,282		3 0000	1,398			
OFFICE CREDENZA	2011-07-14	525	26	S/L	10 0000	53			
(2) HERMAN MILLER OFFICE CHAIRS	2012-01-10	655		S/L	10 0000	66			
ANTIQUE WALNUT 30" ROUND TABLE BREAK ROOM	2012-01-10	337		S/L	7 0000	48			
HP OFFICE COMPUTER	2012-01-17	1,136		S/L	10 0000	104			



Note: To capture the full content of this document, please select landscape mode (11" x 8.5") when printing.

TY 2012 Gain/Loss from Sale of Other Assets Schedule

Name: THE WEST END HOME FOUNDATION

EIN: 62-0516508

Name	Date Acquired	How Acquired	Date Sold	Purchaser Name	Gross Sales Price	Basis	Basis Method	Sales Expenses	Total (net)	Accumulated Depreciation
2012 12 31 DISPOSITIONS		PURCHASE	2012-12			325				325

**TY 2012 General Explanation Attachment****Name:** THE WEST END HOME FOUNDATION**EIN:** 62-0516508

Identifier	Return Reference	Explanation
GENERAL ELECTIONS		YEAR ENDED DECEMBER 31, 2012 62-0516508 THE WEST END HOME FOUNDATION 109 KENNER AVE, SUITE 202 NASHVILLE, TN 37205 ELECTING OUT OF BONUS DEPRECIATION ALLOWANCE FOR ALL ELIGIBLE DEPRECIABLE PROPERTY THE TAXPAYER ELECTS OUT OF FIRST-YEAR BONUS DEPRECIATION ALLOWANCE UNDER IRC SECTION 168(K) FOR ALL ELIGIBLE ASSET CLASSES OF DEPRECIABLE PROPERTY ACQUIRED AFTER DECEMBER 31, 2007 THIS ELECTION APPLIES TO ALL ELIGIBLE DEPRECIABLE PROPERTY PLACED IN SERVICE DURING THE TAX YEAR

**TY 2012 Investments Corporate  
Bonds Schedule****Name:** THE WEST END HOME FOUNDATION**EIN:** 62-0516508

Name of Bond	End of Year Book Value	End of Year Fair Market Value
FIXED INCOME	7,415,180	7,415,180

**TY 2012 Land, Etc. Schedule****Name:** THE WEST END HOME FOUNDATION**EIN:** 62-0516508

Category / Item	Cost / Other Basis	Accumulated Depreciation	Book Value	End of Year Fair Market Value
EQUIPMENT	19,142	13,410	5,732	
FURNITURE AND FIXTURES	21,669	19,030	2,639	
SOFTWARE	4,194	2,680	1,514	

## TY 2012 Legal Fees Schedule

**Name:** THE WEST END HOME FOUNDATION

**EIN:** 62-0516508

Category	Amount	Net Investment Income	Adjusted Net Income	Disbursements for Charitable Purposes
MCLEMORE AND ROLLINS	1,573			1,573

## TY 2012 Other Assets Schedule

**Name:** THE WEST END HOME FOUNDATION

**EIN:** 62-0516508

Description	Beginning of Year - Book Value	End of Year - Book Value	End of Year - Fair Market Value
CUSTODIAL CHECKING	46,227	10,178	10,178
DUE FROM BLAKEFORD RESIDENTS	839	154	154

## TY 2012 Other Expenses Schedule

**Name:** THE WEST END HOME FOUNDATION

**EIN:** 62-0516508

Description	Revenue and Expenses per Books	Net Investment Income	Adjusted Net Income	Disbursements for Charitable Purposes
EXPENSES				
TN UNEMPLOYMENT CLAIM	4,420			
PAYROLL TAXES	5,169			5,169
RESIDENT CARE	88,197			88,197
RESIDENT ACTIVITIES	3,408			3,408
TEMP LABOR - CONTRACT LABOR	29,995			29,995
RECONCILIATION DISCREP	58			58
ADP PAYROLL SERVICE	239			239
OTHER-FOUNDATION ADMIN	429			429
REPAIRS AND MAINTENANCE	12,385			12,385
FUNERAL	8,682			8,682
EMPLOYEE BENEFITS	3,702			3,702
INSURANCE	7,682			7,682
FOOD, TABLE, SUPPLIES	382			382
OPERATING	2,376			2,376
HEALTH AND MEDICAL	13,207			13,207
MAINTENANCE AND REPAIRS	1,068			1,068
MISCELLANEOUS	239			239

## TY 2012 Other Income Schedule

**Name:** THE WEST END HOME FOUNDATION

**EIN:** 62-0516508

Description	Revenue And Expenses Per Books	Net Investment Income	Adjusted Net Income
RESIDENT BEQUESTS	47,573		47,573
RESIDENT INCOME	5,364		5,364



## TY 2012 Other Increases Schedule

**Name:** THE WEST END HOME FOUNDATION

**EIN:** 62-0516508

Description	Amount
UNREALIZED (GAIN) LOSS ON INVESTMENTS	2,404,284

**TY 2012 Other Liabilities Schedule****Name:** THE WEST END HOME FOUNDATION**EIN:** 62-0516508

Description	Beginning of Year - Book Value	End of Year - Book Value
EMPLOYEE W/H AND TAXES	360	455
CUSTODIAL FUNDS	46,227	10,178

**TY 2012 Other Professional Fees Schedule**

**Name:** THE WEST END HOME FOUNDATION

**EIN:** 62-0516508

Category	Amount	Net Investment Income	Adjusted Net Income	Disbursements for Charitable Purposes
MANAGEMENT FEES	205,279	205,279	205,279	

**TY 2012 GeneralDependencySmall****Name:** THE WEST END HOME FOUNDATION**EIN:** 62-0516508**Business Name or Person Name:****Taxpayer Identification Number:****Form, Line or Instruction****Reference:****Regulations Reference:****Description:** OUT OF BONUS DEPR-ALL PROP

**Attachment Information:** YEAR ENDED: DECEMBER 31, 2012 62-0516508 THE WEST END HOME FOUNDATION 109 KENNER AVE, SUITE 202 NASHVILLE, TN 37205 ELECTING OUT OF BONUS DEPRECIATION ALLOWANCE FOR ALL ELIGIBLE DEPRECIABLE PROPERTY THE TAXPAYER ELECTS OUT OF FIRST-YEAR BONUS DEPRECIATION ALLOWANCE UNDER IRC SECTION 168(K) FOR ALL ELIGIBLE ASSET CLASSES OF DEPRECIABLE PROPERTY ACQUIRED AFTER DECEMBER 31, 2007. THIS ELECTION APPLIES TO ALL ELIGIBLE DEPRECIABLE PROPERTY PLACED IN SERVICE DURING THE TAX YEAR.

# Realized Gains/Losses Report

Account # :650828C

As of :1/1/2012 To 12/31/2012

## Long Term Gains and Losses (Sorted By Trade Date, Ascending)

TRADE DATE	CUSIP	SECURITY DESCRIPTION	QUANTITY	PROCEEDS	COST	GAIN/LOSS	PURCHASE DATE
02/27/2012	922031737	Vanguard - TIPS	230 281	\$6,519 26	\$6,005 74	\$513 52	09/28/2010
02/27/2012	922031737	Vanguard - TIPS	1,149 279	\$32,536 09	\$29,007 80	\$3,528 29	12/29/2010
02/27/2012	922031737	Vanguard - TIPS	344 122	\$9,742 09	\$8,761.35	\$980 74	06/29/2010
02/27/2012	40415H826	Frontier   Ironbridge   Pzena   SSqA   SSqA   Cupps INSTL*	4,898 494	\$68,921 82	\$64,238 85	\$4,682 97	08/15/2008
02/27/2012	922031737	Vanguard - TIPS	19,205 664	\$543,712 38	\$483,406 59	\$60,305 79	11/10/2009
02/27/2012	40415H867	Jennison   SSqA   SG Advisers   SSqA   PIMCO INSTL*	35,990.402	\$537,336 71	\$441,710 22	\$95,626.49	08/08/2008
03/27/2012	40415H594	Mellon*	4,284 262	\$44,042 21	\$42 842.62	\$1,199 59	12/06/2010
03/27/2012	40415H552	BlackRock*	2,915 332	\$29,794 69	\$29,153 32	\$641 37	12/06/2010
03/27/2012	40415H867	Jennison   SSqA   SG Advisers   SSqA   PIMCO INSTL*	6,082 157	\$94,455 90	\$74,646 31	\$19,809 59	08/08/2008
06/01/2012	40415H578	Seix Advisors*	375 513	\$3,984.19	\$3,755.13	\$229 06	12/06/2010
06/01/2012	40415H594	Mellon*	6,238 809	\$65,944 21	\$62,388 09	\$3,556 12	12/06/2010
06/01/2012	40415H552	BlackRock*	5,906.342	\$60,480 94	\$59,063 42	\$1,417 52	12/06/2010
06/01/2012	40415H735	Wellington*	21,850 522	\$226,152 90	\$218,505 22	\$7,647 68	05/21/2009
06/01/2012	40415H735	Wellington*	12,879 030	\$133,297 96	\$131,237 31	\$2,060.65	07/23/2009
06/01/2012	922031737	Vanguard - TIPS	1,539 693	\$44,789 66	\$38,754 07	\$6,035 59	11/10/2009
09/07/2012	40415H842	CapGuardian   Artisan   Causeway   Lazard INSTL   SSqA*	12,976 579	\$130,155 09	\$140,666 11	(\$10,511 02)	06/15/2011
09/07/2012	40415H826	Frontier   Ironbridge   Pzena   SSqA   SSqA   Cupps INSTL*	3,976 014	\$56,618 44	\$52,141 45	\$4,476 99	08/15/2008
09/07/2012	40415H628	Wellington   PIMCO   Wellington   SSqA*	5,494 505	\$60,000 00	\$75,274 72	(\$15,274 72)	04/27/2011
09/07/2012	40415H792	Inst. Cap   AB   SSqA   SSqA INSTL*	5,303 030	\$70,000 00	\$69,050 75	\$949 25	07/18/2008
12/27/2012	40415H842	CapGuardian   Artisan   Causeway   Lazard INSTL   SSqA*	89 613	\$941 83	\$863 42	\$78.41	11/20/2009
<b>Total</b>						<b>\$187,953.88</b>	

## Short Term Gains and Losses (Sorted By Trade Date, Ascending)

TRADE DATE	CUSIP	SECURITY DESCRIPTION	QUANTITY	PROCEEDS	COST	GAIN/LOSS	PURCHASE DATE
02/27/2012	922031737	Vanguard - TIPS	1,235 900	\$34,988 33	\$32,615 41	\$2,372 92	06/30/2011
02/27/2012	922031737	Vanguard - TIPS	1,325 229	\$37,517 23	\$36,655 84	\$861 39	12/28/2011
02/27/2012	40415H503	Seix Advisors*	3,191 430	\$23,361 27	\$22,148 52	\$1,212 75	12/29/2011
02/27/2012	40415H826	Frontier   Ironbridge   Pzena   SSqA   SSqA   Cupps INSTL*	3 640	\$51 21	\$48 89	\$2 32	03/16/2011
02/27/2012	40415H867	Jennison   SSqA   SG Advisers   SSqA   PIMCO INSTL*	1,156 185	\$17,261 84	\$15,492 88	\$1,768 96	12/29/2011
02/27/2012	40415H867	Jennison   SSqA   SG Advisers   SSqA   PIMCO INSTL*	743 501	\$11,100 47	\$9,539 11	\$1,561 36	09/14/2011
02/27/2012	40415H503	Seix Advisors*	4,130 529	\$30,235 47	\$30,524 61	(\$289 14)	06/15/2011
02/27/2012	40415H503	Seix Advisors*	2,923 943	\$21,403 26	\$21,520 22	(\$116 96)	03/16/2011
02/27/2012	40415H867	Jennison   SSqA   SG Advisers   SSqA   PIMCO INSTL*	1,624 472	\$24,253 37	\$21,345 56	\$2,907 81	12/16/2011
02/27/2012	40415H826	Frontier   Ironbridge   Pzena   SSqA   SSqA   Cupps INSTL*	72 990	\$1,026 97	\$970 04	\$56 93	06/15/2011
02/27/2012	922031737	Vanguard - TIPS	578 389	\$16,374 19	\$15,882 56	\$491 63	09/30/2011

02/27/2012	922031737	Vanguard - TIPS	111 766	\$3,164 10	\$3,091 46	\$72 64	12/28/2011
02/27/2012	40415H867	Jennison   <u>SSgA</u>   <u>SG Advisers</u>   <u>SSgA</u>   <u>PIMCO INSTL</u> *	672 981	\$10,047 61	\$9,145 81	\$901 80	06/15/2011
02/27/2012	922031737	Vanguard - TIPS	545 614	\$15,446.33	\$14,098 66	\$1,347 67	03/31/2011
03/27/2012	40415H594	<u>Mellon</u> *	2,120 373	\$21,797 43	\$22,051 88	(\$254 45)	12/16/2011
03/27/2012	40415H594	<u>Mellon</u> *	130 091	\$1,337 34	\$1,347 75	(\$10 41)	03/01/2012
03/27/2012	40415H552	<u>BlackRock</u> *	415 599	\$4,247 42	\$4,259 89	(\$12 47)	09/01/2011
03/27/2012	40415H867	Jennison   <u>SSgA</u>   <u>SG Advisers</u>   <u>SSgA</u>   <u>PIMCO INSTL</u> *	356 993	\$5,544 10	\$5,451 29	\$92 81	03/15/2012
03/27/2012	40415H552	<u>BlackRock</u> *	246 126	\$2,515 41	\$2,517 87	(\$2 46)	02/01/2012
03/27/2012	40415H552	<u>BlackRock</u> *	231 221	\$2,363 08	\$2,356 14	\$6 94	08/01/2011
03/27/2012	40415H594	<u>Mellon</u> *	6,737 247	\$69,258 90	\$70,000 00	(\$741 10)	02/27/2012
03/27/2012	40415H594	<u>Mellon</u> *	130 192	\$1,338 37	\$1,368 32	(\$29 95)	12/01/2011
03/27/2012	40415H552	<u>BlackRock</u> *	326 209	\$3,333 86	\$3,327 33	\$6 53	11/01/2011
03/27/2012	40415H552	<u>BlackRock</u> *	329 610	\$3,368 61	\$3,365 32	\$3 29	03/01/2012
03/27/2012	40415H552	<u>BlackRock</u> *	420 066	\$4,293 07	\$4,284 67	\$8 40	12/16/2011
03/27/2012	40415H594	<u>Mellon</u> *	140 066	\$1,439 88	\$1,409 06	\$30 82	06/01/2011
03/27/2012	40415H552	<u>BlackRock</u> *	7,812 500	\$79,843 75	\$80,000 00	(\$156 25)	02/27/2012
03/27/2012	40415H594	<u>Mellon</u> *	178 930	\$1,839 40	\$1,860 87	(\$21 47)	01/03/2012
03/27/2012	40415H594	<u>Mellon</u> *	130 208	\$1,338 54	\$1,361 97	(\$23 43)	11/01/2011
03/27/2012	40415H552	<u>BlackRock</u> *	258 636	\$2,643 26	\$2,625 15	\$18 11	06/01/2011
03/27/2012	40415H552	<u>BlackRock</u> *	268 485	\$2,743 92	\$2,703 64	\$40 28	05/02/2011
03/27/2012	40415H594	<u>Mellon</u> *	106 445	\$1,094 25	\$1,111 29	(\$17 04)	02/01/2012
03/27/2012	40415H552	<u>BlackRock</u> *	286 961	\$2,932 74	\$2 906 92	\$25 82	07/01/2011
03/27/2012	40415H594	<u>Mellon</u> *	157 180	\$1,615 81	\$1,573 37	\$42 44	07/01/2011
03/27/2012	40415H552	<u>BlackRock</u> *	331 545	\$3,388 39	\$3,381 76	\$6 63	12/01/2011
03/27/2012	40415H594	<u>Mellon</u> *	120 952	\$1,243 39	\$1,228 87	\$14 52	08/01/2011
03/27/2012	40415H552	<u>BlackRock</u> *	451 868	\$4,618 09	\$4,604 53	\$13 56	01/03/2012
03/27/2012	40415H552	<u>BlackRock</u> *	382 946	\$3,913 71	\$3,917 53	(\$3 82)	10/03/2011
03/27/2012	40415H594	<u>Mellon</u> *	154 769	\$1,591 03	\$1,632 81	(\$41 78)	10/03/2011
03/27/2012	40415H594	<u>Mellon</u> *	200 725	\$2,063 45	\$2,089 55	(\$26 10)	09/01/2011
06/01/2012	40415H594	<u>Mellon</u> *	123 490	\$1,305 28	\$1,299 11	\$6 17	06/01/2012
06/01/2012	40415H578	<u>Seix Advisers</u> *	276 740	\$2,936 21	\$2,872 56	\$63 65	04/02/2012
06/01/2012	40415H578	<u>Seix Advisers</u> *	253 879	\$2,693 66	\$2,665 73	\$27 93	05/01/2012
06/01/2012	40415H578	<u>Seix Advisers</u> *	254 959	\$2,705 12	\$2,694 91	\$10 21	06/01/2012
06/01/2012	40415H552	<u>BlackRock</u> *	293 495	\$3,005 39	\$3,005 39	\$0 00	05/01/2012
06/01/2012	40415H594	<u>Mellon</u> *	121 275	\$1,281 88	\$1,258 83	\$23 05	05/01/2012
06/01/2012	40415H578	<u>Seix Advisers</u> *	346 182	\$3,672 99	\$3,551 83	\$121 16	09/01/2011
06/01/2012	40415H578	<u>Seix Advisers</u> *	286 520	\$3,039 98	\$2,951 16	\$88 82	10/03/2011
06/01/2012	40415H578	<u>Seix Advisers</u> *	236 397	\$2,508 17	\$2,467 98	\$40 19	11/01/2011
06/01/2012	40415H552	<u>BlackRock</u> *	306 373	\$3,137 26	\$3,137 26	\$0 00	06/01/2012
06/01/2012	40415H578	<u>Seix Advisers</u> *	195 032	\$2,069 29	\$2,043 94	\$25 35	02/01/2012
06/01/2012	40415H578	<u>Seix Advisers</u> *	237 218	\$2,516 88	\$2,429 11	\$87 77	12/01/2011
06/01/2012	40415H735	<u>Wellington</u> *	53 057	\$549 14	\$863 77	(\$314 63)	09/14/2011
06/01/2012	40415H578	<u>Seix Advisers</u> *	230 297	\$2,443 45	\$2,429 64	\$13 81	03/01/2012
06/01/2012	40415H578	<u>Seix Advisers</u> *	324 590	\$3,443 90	\$3,356 26	\$87 64	01/03/2012
06/01/2012	40415H578	<u>Seix Advisers</u> *	202 771	\$2,151 40	\$2,072 32	\$79 08	08/01/2011
06/01/2012	40415H578	<u>Seix Advisers</u> *	2,365 184	\$25,094 60	\$25,000 00	\$94 60	02/27/2012
06/01/2012	40415H594	<u>Mellon</u> *	138 943	\$1,468 63	\$1,424 17	\$44 46	04/02/2012
06/01/2012	40415H578	<u>Seix Advisers</u> *	757 598	\$8,038 12	\$7,818 41	\$219 71	12/16/2011
06/01/2012	922031737	Vanguard - TIPS	179 111	\$5,210 34	\$5,007 93	\$202 41	03/30/2012
06/01/2012	40415H578	<u>Seix Advisers</u> *	254 669	\$2,702 04	\$2,572 16	\$129 88	06/01/2011
06/01/2012	40415H552	<u>BlackRock</u> *	329 728	\$3,376 41	\$3,359 93	\$16 48	04/02/2012

09/01/2012	H99990956	HC Total Return II Offshore - Temp	225,000.000	\$225,000.00	\$225,000.00	\$0.00	08/30/2012
09/01/2012	H99990972	HC Absolute Return II Offshore - Temp	125,000.000	\$125,000.00	\$125,000.00	\$0.00	08/30/2012
09/07/2012	40415H867	<u>Jennison</u>   <u>SG Advisers</u>   <u>SSqA</u>   <u>PIMCO INSTL*</u>	2,837.026	\$45,137.08	\$40,711.32	\$4,425.76	06/05/2012
09/07/2012	40415H867	<u>Jennison</u>   <u>SG Advisers</u>   <u>SSqA</u>   <u>PIMCO INSTL*</u>	6,816.633	\$108,452.63	\$100,000.00	\$8,452.63	05/30/2012
09/07/2012	40415H867	<u>Jennison</u>   <u>SG Advisers</u>   <u>SSqA</u>   <u>PIMCO INSTL*</u>	4,078.858	\$64,894.63	\$60,000.00	\$4,894.63	06/14/2012
09/07/2012	40415H842	<u>CapGuardian</u>   <u>Artisan</u>   <u>Causeway</u>   <u>Lazard INSTL</u>   <u>SSqA*</u>	2,099.787	\$21,060.86	\$21,165.85	(\$104.99)	02/27/2012
09/07/2012	40415H867	<u>Jennison</u>   <u>SG Advisers</u>   <u>SSqA</u>   <u>PIMCO INSTL*</u>	4,442.925	\$70,686.94	\$65,000.00	\$5,686.94	06/28/2012
09/07/2012	40415H867	<u>Jennison</u>   <u>SG Advisers</u>   <u>SSqA</u>   <u>PIMCO INSTL*</u>	6,798.097	\$108,157.72	\$100,000.00	\$8,157.72	05/21/2012
09/07/2012	40415H867	<u>Jennison</u>   <u>SG Advisers</u>   <u>SSqA</u>   <u>PIMCO INSTL*</u>	2,726.653	\$43,381.05	\$40,000.00	\$3,381.05	06/21/2012
09/07/2012	40415H867	<u>Jennison</u>   <u>SG Advisers</u>   <u>SSqA</u>   <u>PIMCO INSTL*</u>	1,212.442	\$19,289.95	\$17,835.03	\$1,454.92	06/15/2012
09/07/2012	40415H842	<u>CapGuardian</u>   <u>Artisan</u>   <u>Causeway</u>   <u>Lazard INSTL</u>   <u>SSqA*</u>	4,863.813	\$48,784.05	\$50,000.00	(\$1,215.95)	03/27/2012
09/07/2012	40415H826	<u>Frontier</u>   <u>Ironbridge</u>   <u>Pzena</u>   <u>SSqA</u>   <u>SSqA</u>   <u>Cupps INSTL*</u>	3,046.458	\$43,381.56	\$40,000.00	\$3,381.56	06/28/2012
12/27/2012	40415H503	<u>Seix Advisors</u>   <u>Fort Washington*</u>	11,637.901	\$87,749.77	\$84,258.40	\$3,491.37	03/27/2012
12/27/2012	40415H503	<u>Seix Advisors</u>   <u>Fort Washington*</u>	2,625.525	\$19,796.46	\$19,061.31	\$735.15	03/15/2012
12/27/2012	40415H503	<u>Seix Advisors</u>   <u>Fort Washington*</u>	4,304.213	\$32,453.77	\$32,066.39	\$387.38	09/14/2012
12/27/2012	40415H842	<u>CapGuardian</u>   <u>Artisan</u>   <u>Causeway</u>   <u>Lazard INSTL</u>   <u>SSqA*</u>	22,701.801	\$238,595.91	\$228,834.15	\$9,761.76	02/27/2012
12/27/2012	40415H842	<u>CapGuardian</u>   <u>Artisan</u>   <u>Causeway</u>   <u>Lazard INSTL</u>   <u>SSqA*</u>	2,329.261	\$24,480.53	\$24,387.36	\$93.17	12/14/2012
12/27/2012	40415H107	<u>SSqA</u>   <u>Boston Companies</u>   <u>SSqA*</u>	7,660.878	\$150,000.00	\$153,447.39	(\$3,447.39)	02/27/2012
12/27/2012	40415H842	<u>CapGuardian</u>   <u>Artisan</u>   <u>Causeway</u>   <u>Lazard INSTL</u>   <u>SSqA*</u>	3,423.570	\$35,981.73	\$35,844.78	\$136.95	12/14/2012
<b>Total</b>						<b>\$62,861.90</b>	

**Total Gains and Losses** **\$250,815.78**

## Long Term Capital Gains Distributions (Sorted By Trade Date, Ascending)

TRADE DATE	CUSIP	SECURITY DESCRIPTION	AMOUNT
12/14/2012	40415H735	<u>Wellington*</u>	\$100,552.34
12/14/2012	40415H792	<u>Inst Cap</u>   <u>AB</u>   <u>SSqA</u>   <u>SSqA INSTL*</u>	\$185,511.72
12/14/2012	40415H842	<u>CapGuardian</u>   <u>Artisan</u>   <u>Causeway</u>   <u>Lazard INSTL</u>   <u>SSqA*</u>	\$35,844.78
12/14/2012	40415H867	<u>Jennison</u>   <u>SG Advisers</u>   <u>SSqA</u>   <u>PIMCO INSTL*</u>	\$612,584.02
12/14/2012	40415H578	<u>Seix Advisors*</u>	\$16,806.85
12/14/2012	40415H594	<u>Mellon*</u>	\$24,550.11
12/20/2012	922031737	Vanguard - TIPS	\$19,142.89
<b>Total</b>			<b>\$994,992.71</b>

## Short Term Capital Gains Distributions (Sorted By Trade Date, Ascending)

TRADE DATE	CUSIP	SECURITY DESCRIPTION	AMOUNT
------------	-------	----------------------	--------

12/14/2012	40415H735	<u>Wellington*</u>	\$3,118 14
12/14/2012	40415H792	<u>Inst. Cap   AB   SSqA   SSqA INSTL*</u>	\$45,385 33
12/14/2012	40415H842	<u>CapGuardian   Artisan   Causeway   Lazard INSTL   SSqA*</u>	\$24,387 36
12/14/2012	40415H867	<u>Jennison   SG Advisers   SSqA   PIMCO INSTL*</u>	\$6,377 49
12/14/2012	40415H578	<u>Seix Advisers*</u>	\$8,597.35
12/14/2012	40415H594	<u>Mellon*</u>	\$6,160.00
12/20/2012	922031737	Vanguard - TIPS	\$3,524.50
<b>Total</b>			<b>\$97,550.17</b>

\*Provided via The Hirtle Callaghan Trust