



See a Social Security Number? Say Something!
Report Privacy Problems to <https://public.resource.org/privacy>
Or call the IRS Identity Theft Hotline at 1-800-908-4490



Return of Private Foundation
 or Section 4947(a)(1) Nonexempt Charitable Trust
 Treated as a Private Foundation

2012

Department of the Treasury
 Internal Revenue Service

Note: The foundation may be able to use a copy of this return to satisfy state reporting requirements

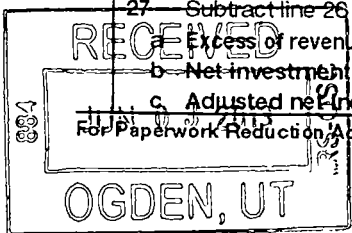
Open to Public Inspection

For calendar year 2012 or tax year beginning JAN 1, 2012, and ending December 31, 2012

Name of foundation <u>Yablick Charities, Inc</u>		A Employer identification number <u>59-1411171</u>
Number and street (or P O box number if mail is not delivered to street address) <u>5712 North Bay Road</u>	Room/suite	B Telephone number (see instructions) <u>305-865-1588</u>
City or town, state and ZIP code <u>Miami Beach, Florida 33140</u>		C If exemption application is pending, check here <input type="checkbox"/>
G Check all that apply: <input type="checkbox"/> Initial return <input type="checkbox"/> Initial return of a former public charity <input type="checkbox"/> Final return <input type="checkbox"/> Amended return <input type="checkbox"/> Address change <input type="checkbox"/> Name change		D 1. Foreign organizations, check here <input type="checkbox"/> 2. Foreign organizations meeting the 85% test, check here and attach computation <input type="checkbox"/>
H Check type of organization: <input type="checkbox"/> Section 501(c)(3) exempt private foundation <input type="checkbox"/> Section 4947(a)(1) nonexempt charitable trust <input type="checkbox"/> Other taxable private foundation		E If private foundation status was terminated under section 507(b)(1)(A), check here <input type="checkbox"/>
I Fair market value of all assets at end of year (from Part II, col (c), line 16) \$ 1,596,574	J Accounting method: <input type="checkbox"/> Cash <input type="checkbox"/> Accrual <input type="checkbox"/> Other (specify) _____ (Part I, column (d) must be on cash basis)	F If the foundation is in a 60-month termination under section 507(b)(1)(B), check here <input type="checkbox"/>

Part I Analysis of Revenue and Expenses (The total of amounts in columns (b), (c), and (d) may not necessarily equal the amounts in column (a) (see instructions).)		(a) Revenue and expenses per books	(b) Net investment income	(c) Adjusted net income	(d) Disbursements for charitable purposes (cash basis only)
Revenue	1 Contributions, gifts, grants, etc., received (attach schedule)				
	2 Check <input type="checkbox"/> if the foundation is not required to attach Sch B				
	3 Interest on savings and temporary cash investments				
	4 Dividends and interest from securities	77740	77740	77740	
	5a Gross rents				
	b Net rental income or (loss)				
	6a Net gain or (loss) from sale of assets not on line 10				
	b Gross sales price for all assets on line 6a				
	7 Capital gain net income (from Part IV, line 2)				
	8 Net short-term capital gain			84157	
	9 Income modifications				
	10a Gross sales less returns and allowances				
b Less: Cost of goods sold					
c Gross profit or (loss) (attach schedule)					
11 Other income (attach schedule)					
12 Total. Add lines 1 through 11	77740	77740	161897		
Operating and Administrative Expenses	13 Compensation of officers, directors, trustees, etc.	60,000	30,000	30,000	30,000
	14 Other employee salaries and wages				
	15 Pension plans, employee benefits				
	16a Legal fees (attach schedule)				
	b Accounting fees (attach schedule)	6250	6250	6250	
	c Other professional fees (attach schedule)				
	17 Interest				
	18 Taxes (attach schedule) (see instructions)	4991	2496	2496	2495
	19 Depreciation (attach schedule) and depletion				
	20 Occupancy				
	21 Travel, conferences, and meetings				
	22 Printing and publications	80	80	80	
	23 Other expenses (attach schedule)	2123	1061	1061	1062
	24 Total operating and administrative expenses. Add lines 13 through 23	73444	39887	39887	33557
	25 Contributions, gifts, grants paid	56200			56200
26 Total expenses and disbursements. Add lines 24 and 25	129644	39887	39887	89757	
27 Subtract line 26 from line 12:					
a Excess of revenue over expenses and disbursements	(51904)				
b Net investment income (if negative, enter -0-)		37853			
c Adjusted net income (if negative, enter -0-)			122010		

For Paperwork Reduction Act Notice, see instructions.



6

Part II Balance Sheets		Attached schedules and amounts in the description column should be for end-of-year amounts only (See instructions)			
		Beginning of year	End of year		
		(a) Book Value	(b) Book Value	(c) Fair Market Value	
Assets	1	Cash—non-interest-bearing	69581	71046	71046
	2	Savings and temporary cash investments			
	3	Accounts receivable ▶			
		Less: allowance for doubtful accounts ▶			
	4	Pledges receivable ▶			
		Less: allowance for doubtful accounts ▶			
	5	Grants receivable			
	6	Receivables due from officers, directors, trustees, and other disqualified persons (attach schedule) (see instructions)			
	7	Other notes and loans receivable (attach schedule) ▶			
		Less: allowance for doubtful accounts ▶			
	8	Inventories for sale or use			
	9	Prepaid expenses and deferred charges			
	10a	Investments—U.S. and state government obligations (attach schedule)			
	b	Investments—corporate stock (attach schedule)			
	c	Investments—corporate bonds (attach schedule)	1,041,364	1,072,152	1,525,528
	11	Investments—land, buildings and equipment basis ▶			
	Less: accumulated depreciation (attach schedule) ▶				
12	Investments—mortgage loans				
13	Investments—other (attach schedule)				
14	Land, buildings, and equipment, basis ▶				
	Less: accumulated depreciation (attach schedule) ▶				
15	Other assets (describe ▶)				
16	Total assets (to be completed by all filers—see the instructions. Also, see page 1, item I)	1,110,945	1,143,198	1,596,574	
Liabilities	17	Accounts payable and accrued expenses			
	18	Grants payable			
	19	Deferred revenue			
	20	Loans from officers, directors, trustees and other disqualified persons			
	21	Mortgages and other notes payable (attach schedule)			
	22	Other liabilities (describe ▶)			
	23	Total liabilities (add lines 17 through 22)			
Net Assets or Fund Balances	Foundations that follow SFAS 117, check here ▶ <input type="checkbox"/>				
	and complete lines 24 through 26 and lines 30 and 31.				
	24	Unrestricted			
	25	Temporarily restricted			
	26	Permanently restricted			
	Foundations that do not follow SFAS 117, check here ▶ <input type="checkbox"/>				
	and complete lines 27 through 31.				
	27	Capital stock, trust principal, or current funds			
	28	Paid-in or capital surplus, or land, bldg., and equipment fund			
29	Retained earnings, accumulated income, endowment, or other funds				
30	Total net assets or fund balances (see instructions)	1,110,945	1,143,198		
31	Total liabilities and net assets/fund balances (see instructions)	1,110,945	1,143,198		

Part III Analysis of Changes in Net Assets or Fund Balances

1	Total net assets or fund balances at beginning of year—Part II, column (a), line 30 (must agree with end-of-year figure reported on prior year's return)	1	1,110,945
2	Enter amount from Part I, line 27a	2	(51,904)
3	Other increases not included in line 2 (itemize) ▶ <i>GAIN from Sale of Assets</i>	3	84,157
4	Add lines 1, 2, and 3	4	1,143,198
5	Decreases not included in line 2 (itemize) ▶	5	
6	Total net assets or fund balances at end of year (line 4 minus line 5)—Part II, column (b), line 30	6	1,143,198

Part IV Capital Gains and Losses for Tax on Investment Income

(a) List and describe the kind(s) of property sold (e.g., real estate, 2-story brick warehouse or common stock, 200 shs MLC Co)		(b) How acquired P—Purchase D—Donation	(c) Date acquired (mo., day, yr)	(d) Date sold (mo., day, yr)
1a				
b				
c				
d				
e				
(e) Gross sales price	(f) Depreciation allowed (or allowable)	(g) Cost or other basis plus expense of sale	(h) Gain or (loss) (e) plus (f) minus (g)	
a				
b				
c				
d				
e				
Complete only for assets showing gain in column (h) and owned by the foundation on 12/31/69			(i) Gains (Col (h) gain minus col (k) but not less than -0- or Losses (from col (h))	
(j) FMV as of 12/31/69	(k) Adjusted basis as of 12/31/69	(l) Excess of col (j) over col (k), if any		
a				
b				
c				
d				
e				
2	Capital gain net income or (net capital loss)	{ If gain, also enter in Part I, line 7 If (loss), enter -0- in Part I, line 7 }	2	0
3	Net short-term capital gain or (loss) as defined in sections 1222(5) and (6): If gain, also enter in Part I, line 8, column (c) (see instructions) If (loss), enter -0- in Part I, line 8		3	84157

Schedule K Attached

Part V Qualification Under Section 4940(e) for Reduced Tax on Net Investment Income

(For optional use by domestic private foundations subject to the section 4940(a) tax on net investment income.)

If section 4940(d)(2) applies, leave this part blank.

Was the foundation liable for the section 4942 tax on the distributable amount of any year in the base period? Yes No
If "Yes," the foundation does not qualify under section 4940(e). Do not complete this part.

1 Enter the appropriate amount in each column for each year; see the instructions before making any entries

(a) Base period years Calendar year (or tax year beginning in)	(b) Adjusted qualifying distributions	(c) Net value of noncharitable-use assets	(d) Distribution ratio (col (b) divided by col (c))
2011			
2010			
2009			
2008			
2007			

2	Total of line 1, column (d)	2	
3	Average distribution ratio for the 5-year base period—divide the total on line 2 by 5, or by the number of years the foundation has been in existence if less than 5 years	3	
4	Enter the net value of noncharitable-use assets for 2012 from Part X, line 5	4	
5	Multiply line 4 by line 3	5	
6	Enter 1% of net investment income (1% of Part I, line 27b)	6	
7	Add lines 5 and 6	7	
8	Enter qualifying distributions from Part XII, line 4 If line 8 is equal to or greater than line 7, check the box in Part VI, line 1b, and complete that part using a 1% tax rate. See the Part VI instructions	8	

Part VI Excise Tax Based on Investment Income (Section 4940(a), 4940(b), 4940(e), or 4948 – see instructions)

1a	Exempt operating foundations described in section 4940(d)(2) check here <input type="checkbox"/> and enter "N/A" on line 1. Date of ruling or determination letter: _____ (attach copy of letter if necessary—see instructions)			
b	Domestic foundations that meet the section 4940(e) requirements in Part V, check here <input type="checkbox"/> and enter 1% of Part I, line 27b	1	379	
c	All other domestic foundations enter 2% of line 27b Exempt foreign organizations enter 4% of Part I, line 12, col (b).			
2	Tax under section 511 (domestic section 4947(a)(1) trusts and taxable foundations only. Others enter -0-)	2		
3	Add lines 1 and 2	3	379	
4	Subtitle A (income) tax (domestic section 4947(a)(1) trusts and taxable foundations only Others enter -0-)	4		
5	Tax based on investment income. Subtract line 4 from line 3. If zero or less, enter -0-	5	379	
6	Credits/Payments:			
a	2012 estimated tax payments and 2011 overpayment credited to 2012	6a		
b	Exempt foreign organizations—tax withheld at source	6b		
c	Tax paid with application for extension of time to file (Form 8868)	6c		
d	Backup withholding erroneously withheld	6d		
7	Total credits and payments. Add lines 6a through 6d	7		
8	Enter any penalty for underpayment of estimated tax Check here <input type="checkbox"/> if Form 2220 is attached	8		
9	Tax due. If the total of lines 5 and 8 is more than line 7, enter amount owed	9	379	
10	Overpayment. If line 7 is more than the total of lines 5 and 8, enter the amount overpaid	10		
11	Enter the amount of line 10 to be Credited to 2013 estimated tax Refunded	11		

Part VII-A Statements Regarding Activities

	Yes	No
1a		X
1b		X
1c		X
2		X
3		X
4a		X
4b		X
5		X
6	X	
7	X	
8a		
8b	X	
9		X
10		X

Part VII-A Statements Regarding Activities (continued)

11	At any time during the year, did the foundation, directly or indirectly, own a controlled entity within the meaning of section 512(b)(13)? If "Yes," attach schedule (see instructions)	11		X
12	Did the foundation make a distribution to a donor advised fund over which the foundation or a disqualified person had advisory privileges? If "Yes," attach statement (see instructions)	12		X
13	Did the foundation comply with the public inspection requirements for its annual returns and exemption application? Website address ▶	13	X	
14	The books are in care of ▶ <u>Syed Za Far</u> Telephone no. ▶ <u>305-224-3909</u> Located at ▶ <u>4900 SW 74 Ct, Miami, Fla</u> ZIP+4 ▶ <u>33155</u>			
15	Section 4947(a)(1) nonexempt charitable trusts filing Form 990-PF in lieu of Form 1041—Check here and enter the amount of tax-exempt interest received or accrued during the year ▶ 15			
16	At any time during calendar year 2012, did the foundation have an interest in or a signature or other authority over a bank, securities, or other financial account in a foreign country? See the instructions for exceptions and filing requirements for Form TD F 90-22.1 If "Yes," enter the name of the foreign country ▶	16	Yes	No X

Part VII-B Statements Regarding Activities for Which Form 4720 May Be Required

File Form 4720 if any item is checked in the "Yes" column, unless an exception applies.

	Yes	No
1a During the year did the foundation (either directly or indirectly):		
(1) Engage in the sale or exchange, or leasing of property with a disqualified person? <input type="checkbox"/> Yes <input checked="" type="checkbox"/> No		
(2) Borrow money from, lend money to, or otherwise extend credit to (or accept it from) a disqualified person? <input type="checkbox"/> Yes <input checked="" type="checkbox"/> No		
(3) Furnish goods, services, or facilities to (or accept them from) a disqualified person? <input type="checkbox"/> Yes <input checked="" type="checkbox"/> No		
(4) Pay compensation to, or pay or reimburse the expenses of, a disqualified person? <input type="checkbox"/> Yes <input checked="" type="checkbox"/> No		
(5) Transfer any income or assets to a disqualified person (or make any of either available for the benefit or use of a disqualified person)? <input type="checkbox"/> Yes <input checked="" type="checkbox"/> No		
(6) Agree to pay money or property to a government official? (Exception. Check "No" if the foundation agreed to make a grant to or to employ the official for a period after termination of government service, if terminating within 90 days) <input type="checkbox"/> Yes <input checked="" type="checkbox"/> No		
b If any answer is "Yes" to 1a(1)–(6), did any of the acts fail to qualify under the exceptions described in Regulations section 53.4941(d)-3 or in a current notice regarding disaster assistance (see instructions)?	1b	
Organizations relying on a current notice regarding disaster assistance check here ▶ <input type="checkbox"/>		
c Did the foundation engage in a prior year in any of the acts described in 1a, other than excepted acts that were not corrected before the first day of the tax year beginning in 2012?	1c	X
2 Taxes on failure to distribute income (section 4942) (does not apply for years the foundation was a private operating foundation defined in section 4942(j)(3) or 4942(j)(5)):		
a At the end of tax year 2012, did the foundation have any undistributed income (lines 6d and 6e, Part XIII) for tax year(s) beginning before 2012? <input type="checkbox"/> Yes <input checked="" type="checkbox"/> No If "Yes," list the years ▶ 20____, 20____, 20____, 20____		
b Are there any years listed in 2a for which the foundation is not applying the provisions of section 4942(a)(2) (relating to incorrect valuation of assets) to the year's undistributed income? (If applying section 4942(a)(2) to all years listed answer "No" and attach statement—see instructions) <u>N/A</u>	2b	
c If the provisions of section 4942(a)(2) are being applied to any of the years listed in 2a, list the years here ▶ 20____, 20____, 20____, 20____		
3a Did the foundation hold more than a 2% direct or indirect interest in any business enterprise at any time during the year? <input type="checkbox"/> Yes <input checked="" type="checkbox"/> No		
b If "Yes," did it have excess business holdings in 2012 as a result of (1) any purchase by the foundation or disqualified persons after May 26, 1969; (2) the lapse of the 5-year period (or longer period approved by the Commissioner under section 4943(c)(7)) to dispose of holdings acquired by gift or bequest; or (3) the lapse of the 10-, 15-, or 20-year first phase holding period? (Use Schedule C, Form 4720, to determine if the foundation had excess business holdings in 2012.)	3b	
4a Did the foundation invest during the year any amount in a manner that would jeopardize its charitable purposes?	4a	X
b Did the foundation make any investment in a prior year (but after December 31, 1969) that could jeopardize its charitable purpose that had not been removed from jeopardy before the first day of the tax year beginning in 2012?	4b	X

Part VII-B Statements Regarding Activities for Which Form 4720 May Be Required (continued)

5a During the year did the foundation pay or incur any amount to:

(1) Carry on propaganda, or otherwise attempt to influence legislation (section 4945(e))? Yes No

(2) Influence the outcome of any specific public election (see section 4955), or to carry on, directly or indirectly, any voter registration drive? Yes No

(3) Provide a grant to an individual for travel, study, or other similar purposes? Yes No

(4) Provide a grant to an organization other than a charitable, etc., organization described in section 509(a)(1), (2), or (3), or section 4940(d)(2)? (see instructions) Yes No

(5) Provide for any purpose other than religious, charitable, scientific, literary, or educational purposes, or for the prevention of cruelty to children or animals? Yes No

b If any answer is "Yes" to 5a(1)-(5), did any of the transactions fail to qualify under the exceptions described in Regulations section 53.4945 or in a current notice regarding disaster assistance (see instructions)? Yes No
 Organizations relying on a current notice regarding disaster assistance check here

c If the answer is "Yes" to question 5a(4), does the foundation claim exemption from the tax because it maintained expenditure responsibility for the grant? Yes No
 If "Yes," attach the statement required by Regulations section 53.4945-5(d).

6a Did the foundation, during the year, receive any funds, directly or indirectly, to pay premiums on a personal benefit contract? Yes No

b Did the foundation, during the year, pay premiums, directly or indirectly, on a personal benefit contract? Yes No
 If "Yes" to 6b, file Form 8870

7a At any time during the tax year, was the foundation a party to a prohibited tax shelter transaction? Yes No

b If "Yes," did the foundation receive any proceeds or have any net income attributable to the transaction? Yes No

Part VIII Information About Officers, Directors, Trustees, Foundation Managers, Highly Paid Employees, and Contractors

1 List all officers, directors, trustees, foundation managers and their compensation (see instructions).

(a) Name and address	(b) Title, and average hours per week devoted to position	(c) Compensation (if not paid, enter -0-)	(d) Contributions to employee benefit plans and deferred compensation	(e) Expense account other allowances
JANE GOODMAN 5712 N. Bay Road, Miami Beach, FL 33140	Pres All	\$ 58000	None	None
TERRALD F. GOODMAN 5712 N. Bay Road, Miami Beach, FL 33140	Hon Chair All	2000	None	None

2 Compensation of five highest-paid employees (other than those included on line 1—see instructions). If none, enter "NONE."
 None

(a) Name and address of each employee paid more than \$50,000	(b) Title, and average hours per week devoted to position	(c) Compensation	(d) Contributions to employee benefit plans and deferred compensation	(e) Expense account other allowances

Total number of other employees paid over \$50,000

Part VIII Information About Officers, Directors, Trustees, Foundation Managers, Highly Paid Employees, and Contractors (continued)

3 Five highest-paid independent contractors for professional services (see instructions). If none, enter "NONE."

Table with 3 columns: (a) Name and address of each person paid more than \$50,000, (b) Type of service, (c) Compensation. The table is currently empty.

Total number of others receiving over \$50,000 for professional services None

Part IX-A Summary of Direct Charitable Activities

Table with 2 columns: Description of activities and Expenses. The table is currently empty.

Part IX-B Summary of Program-Related Investments (see instructions)

Table with 2 columns: Description of investments and Amount. The table is currently empty.

Part X Minimum Investment Return (All domestic foundations must complete this part. Foreign foundations, see instructions.)

1	Fair market value of assets not used (or held for use) directly in carrying out charitable, etc., purposes:		
a	Average monthly fair market value of securities	1a	1,450,000
b	Average of monthly cash balances	1b	5,000
c	Fair market value of all other assets (see instructions)	1c	1,445,000
d	Total (add lines 1a, b, and c)	1d	1,445,000
e	Reduction claimed for blockage or other factors reported on lines 1a and 1c (attach detailed explanation)	1e	
2	Acquisition indebtedness applicable to line 1 assets	2	-
3	Subtract line 2 from line 1d	3	1,445,000
4	Cash deemed held for charitable activities. Enter 1 1/2 % of line 3 (for greater amount, see instructions)	4	21,675
5	Net value of noncharitable-use assets. Subtract line 4 from line 3. Enter here and on Part V, line 4	5	1,423,325
6	Minimum investment return. Enter 5% of line 5	6	71,166

Part XI Distributable Amount (see instructions) (Section 4942(j)(3) and (j)(5) private operating foundations and certain foreign organizations check here and do not complete this part.)

1	Minimum investment return from Part X, line 6	1	71,166
2a	Tax on investment income for 2012 from Part VI, line 5	2a	379
b	Income tax for 2012. (This does not include the tax from Part VI.)	2b	
c	Add lines 2a and 2b	2c	379
3	Distributable amount before adjustments. Subtract line 2c from line 1	3	70,787
4	Recoveries of amounts treated as qualifying distributions	4	-
5	Add lines 3 and 4	5	70,787
6	Deduction from distributable amount (see instructions)	6	-
7	Distributable amount as adjusted. Subtract line 6 from line 5. Enter here and on Part XIII, line 1	7	70,787

Part XII Qualifying Distributions (see instructions)

1	Amounts paid (including administrative expenses) to accomplish charitable, etc., purposes:		
a	Expenses, contributions, gifts, etc.—total from Part I, column (d), line 26	1a	89,757
b	Program-related investments—total from Part IX-B	1b	
2	Amounts paid to acquire assets used (or held for use) directly in carrying out charitable, etc., purposes	2	
3	Amounts set aside for specific charitable projects that satisfy the:		
a	Suitability test (prior IRS approval required)	3a	
b	Cash distribution test (attach the required schedule)	3b	
4	Qualifying distributions. Add lines 1a through 3b. Enter here and on Part V, line 8, and Part XIII, line 4	4	89,757
5	Foundations that qualify under section 4940(e) for the reduced rate of tax on net investment income. Enter 1% of Part I, line 27b (see instructions)	5	379
6	Adjusted qualifying distributions. Subtract line 5 from line 4	6	89,378

Note. The amount on line 6 will be used in Part V, column (b), in subsequent years when calculating whether the foundation qualifies for the section 4940(e) reduction of tax in those years.

Part XIII Undistributed Income (see instructions)

	(a) Corpus	(b) Years prior to 2011	(c) 2011	(d) 2012
1 Distributable amount for 2012 from Part XI, line 7				
2 Undistributed income, if any, as of the end of 2012:				70,787
a Enter amount for 2011 only				
b Total for prior years: 20__ ,20__ ,20__				
3 Excess distributions carryover, if any, to 2012:				
a From 2007	26435			
b From 2008	26500			
c From 2009	27226			
d From 2010	27723			
e From 2011	27883			
f Total of lines 3a through e	135767			
4 Qualifying distributions for 2012 from Part XII, line 4: ▶ \$				
a Applied to 2011, but not more than line 2a				
b Applied to undistributed income of prior years (Election required—see instructions)				
c Treated as distributions out of corpus (Election required—see instructions)	18970			
d Applied to 2012 distributable amount				
e Remaining amount distributed out of corpus				
5 Excess distributions carryover applied to 2012 (If an amount appears in column (d), the same amount must be shown in column (a).)				
6 Enter the net total of each column as indicated below:				
a Corpus. Add lines 3f, 4c, and 4e. Subtract line 5	154,737			
b Prior years' undistributed income Subtract line 4b from line 2b				
c Enter the amount of prior years' undistributed income for which a notice of deficiency has been issued, or on which the section 4942(a) tax has been previously assessed				
d Subtract line 6c from line 6b. Taxable amount—see instructions				
e Undistributed income for 2011 Subtract line 4a from line 2a. Taxable amount—see instructions				
f Undistributed income for 2012 Subtract lines 4d and 5 from line 1 This amount must be distributed in 2013				
7 Amounts treated as distributions out of corpus to satisfy requirements imposed by section 170(b)(1)(F) or 4942(g)(3) (see instructions)				
8 Excess distributions carryover from 2007 not applied on line 5 or line 7 (see instructions)	26435			
9 Excess distributions carryover to 2013. Subtract lines 7 and 8 from line 6a	128302			
10 Analysis of line 9:				
a Excess from 2008	26500			
b Excess from 2009	27226			
c Excess from 2010	27723			
d Excess from 2011	27883			
e Excess from 2012	18970			

Part XIV Private Operating Foundations (see instructions and Part VII-A, question 9)

1a If the foundation has received a ruling or determination letter that it is a private operating foundation, and the ruling is effective for 2012, enter the date of the ruling N/A

b Check box to indicate whether the foundation is a private operating foundation described in section 4942(j)(3) or 4942(j)(5)

	Tax year				(e) Total
	(a) 2012	(b) 2011	(c) 2010	(d) 2009	
2a Enter the lesser of the adjusted net income from Part I or the minimum investment return from Part X for each year listed					
b 85% of line 2a					
c Qualifying distributions from Part XII, line 4 for each year listed					
d Amounts included in line 2c not used directly for active conduct of exempt activities					
e Qualifying distributions made directly for active conduct of exempt activities. Subtract line 2d from line 2c					
3 Complete 3a, b, or c for the alternative test relied upon:					
a "Assets" alternative test—enter:					
(1) Value of all assets					
(2) Value of assets qualifying under section 4942(j)(3)(B)(i)					
b "Endowment" alternative test—enter 2/3 of minimum investment return shown in Part X, line 6 for each year listed					
c "Support" alternative test—enter:					
(1) Total support other than gross investment income (interest, dividends, rents, payments on securities loans (section 512(a)(5)), or royalties)					
(2) Support from general public and 5 or more exempt organizations as provided in section 4942(j)(3)(E)(iii)					
(3) Largest amount of support from an exempt organization					
(4) Gross investment income					

Part XV Supplementary Information (Complete this part only if the foundation had \$5,000 or more in assets at any time during the year—see instructions.)

1 Information Regarding Foundation Managers:

a List any managers of the foundation who have contributed more than 2% of the total contributions received by the foundation before the close of any tax year (but only if they have contributed more than \$5,000) (See section 507(d)(2))

N/A

b List any managers of the foundation who own 10% or more of the stock of a corporation (or an equally large portion of the ownership of a partnership or other entity) of which the foundation has a 10% or greater interest.

N/A

2 Information Regarding Contribution, Grant, Gift, Loan, Scholarship, etc., Programs:

Check here if the foundation only makes contributions to preselected charitable organizations and does not accept unsolicited requests for funds. If the foundation makes gifts, grants, etc (see instructions) to individuals or organizations under other conditions, complete items 2a, b, c, and d

a The name, address, and telephone number or e-mail of the person to whom applications should be addressed.

Jane Goodman, President Yablode Charities, Inc
5712 N. Bay Road, Miami Beach, FL 33140

b The form in which applications should be submitted and information and materials they should include:

All applicants should state their purpose

c Any submission deadlines:

September 30, for each year

d Any restrictions or limitations on awards, such as by geographical areas, charitable fields, kinds of institutions, or other factors:

None

Yablick Charities, Inc

EIN# 59-1411171

Form 990-PF, December 31, 2012

Page 1, Line 18, Taxes:

Payroll taxes

\$ 4590

Excise TAX

401

TOTAL

\$ 4991

Page 1, Line 23, Other expenses:

Annual Report

\$ 61

Medical

2062

TOTAL

\$ 2123

Yabluck Charities, Inc 59-14117A

Morgan Stanley

CLIENT STATEMENT | For the Period December 1-31, 2012



This section reflects the impact of positions purchased/sold on a trade date basis, and will include positions purchased and omit positions sold in the current month. Please see the "Unsettled Purchases/Sales Activity" section for more information.

The "Market Value" and "Unrealized Gain/(Loss)" figures shown are representative values as of the last business day of the statement period indicated, which may not reflect the value that could actually be obtained in the market. See "Pricing of Securities" in the Expanded Disclosures. Fixed income securities are sorted by maturity or pre-refunding date, and alphabetically within date. Estimated annual income and estimated yield for certain securities can include return of principal or capital gains which could overstate such estimates. Estimated yield and estimated annual income are estimates and the actual income or yield may be lower or higher than the estimates. Estimated yield reflects only the income generated by an investment. It does not reflect changes in its price, which may fluctuate. Structured products appear in various statement product categories and are identified as "Structured Products" in the Security Description column. Estimated accrued interest, estimated annual income and estimated yield for structured products with a contingent income feature (such as Range Accrual Notes or Contingent Income Notes) assume specified accrual conditions are met during the relevant observation period and payment in full of all contingent interest. If you hold structured products, please see "Special Considerations Regarding Structured Products" in the Disclosures.

New Treasury regulations require that we report on Form 1099-B after the close of the tax year your adjusted cost basis and classify the gain or loss as either long-term or short-term on the sale of covered securities acquired on or after January 1, 2011. These regulations also require that we make basis adjustments due to wash sales, certain corporate actions and transfers by gift or inheritance, which will be reflected on your Form 1099-B. Cost basis is reflected on monthly statements for informational purposes only and should not be used in the preparation of your income tax returns. Please refer to the Expanded Disclosures for additional information.

CASH, DEPOSITS AND MONEY MARKET FUNDS

Cash, Deposits and Money Market Funds are generally displayed on a settlement date basis. However, Global Currency Deposits may include both settled and unsettled positions. Estimated Annual Income, Accrued Interest and APY% will only be displayed for fully settled positions. In the event, all or a portion of a Global Currency Deposit position is unsettled as of month end, this data will not be available.

Description	Value	Estimated Annual Income	7-Day Current Yield %	Annual Percentage Yield %
CASH	\$1,816.25			
MS ACTIVE ASSETS TAX FR TRUST	120,257.57	12.03	0.010	
CASH, DEPOSITS AND MONEY MARKET FUNDS				
	Percentage of Assets %	Market Value	Estimated Annual Income	Accrued Interest
	7.6%	\$122,073.82	\$12.03	\$0.00

Money market funds seek to maintain a share price of \$1.00, therefore the dollar amounts listed equal the number of shares. Additional information concerning these transactions is available upon request. For more information about the pricing of Money Market Funds, please see the Expanded Disclosures. The money market funds reflected above include the balances in your automatic sweep feature, if any, and may include other money market funds that have been purchased in your account.

Yablack Charities, Inc 59-1411171

Morgan Stanley

CLIENT STATEMENT | For the Period December 1-31, 2012



STOCKS

COMMON STOCKS

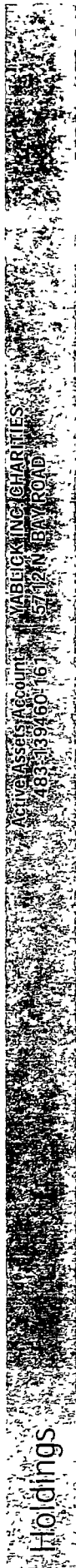
Morgan Stanley & Co LLC (Morgan Stanley), Cit Investment Research & Analysis (CIRA), and Standard & Poor's equity research ratings may be shown for certain securities. All research ratings represent the "opinions" of the research provider and are not representations or guarantees of performance. Because the applicable research report contains more complete information regarding the analyst's opinions, analysis, and rating, you should read the entire research report and not infer its contents from the rating. Where a particular company is covered by both Morgan Stanley and CIRA, you can and should view both research reports. CIRA's equity research ratings are (1) Buy, (2) Neutral and (3) Sell. For ease of comparison, Morgan Stanley and Standard & Poor's equity research ratings have been normalized to a 1 (Buy), 2 (Hold), and 3 (Sell). Please refer to the quarter month-end statement (or your first statement, if you have not yet received a statement at the quarter-end) for a summary guide describing Morgan Stanley, CIRA and Standard & Poor's ratings. Morgan Stanley Smith Barney LLC does not take responsibility for, and does not guarantee the accuracy, completeness, or timeliness of research prepared for Standard & Poor's.

Security Description	Trade Date	Quantity	Unit Cost	Total Cost	Market Value	Unrealized Gain/(Loss)	Estimated Annual Income	Dividend Yield %
AT&T INC (T)	10/7/10	870 000	\$28 794	\$25,050 49	\$29,327 69	\$4,277 20 LT		
Purchases		870 000		25,050 49	29,327 69	4,277 20 LT		
Long Term Reinvestments		37 900		1,138 02	1,277 60	139 58 LT		
Short Term Reinvestments		48,509		1,631 18	1,635 23	4 05 ST		
Total		956 409		27,819 69	32,240.54	4,416 78 LT	1,721 54	5 33
						4 05 ST		
Share Price: \$33 710, Rating, Morgan Stanley 1, Citigroup 1, S&P 2, Next Dividend Payable 02/2013								
CONS EDISON INC (HLDG CO) (ED)	5/14/01	1,930 000	37 787	72,928 69	107,192.20	34,263 51 LT	4,670 60	4 35
Purchases		1,930 000		72,928 69	107,192.20	34,263 51 LT		
Long Term Reinvestments		1,155 000	21 865	25,253 73	69,357 75	44,104 02 LT 1		
Short Term Reinvestments		670 000	42 837	28,701 10	40,233 50	11,532 40 LT		
Total		1,825 000		53,954 83	109,591.25	55,636.42 LT	4,526 00	4 12
Share Price: \$60 050, Rating, Citigroup 2, S&P 2, Next Dividend Payable 01/15/13								
DUKE ENERGY CORP NEW (DUK)	12/6/00	6,330 000	48 625	307,794 02	403,854.00	96,059 98 LT	19,369 80	4 79
Purchases		6,330 000		307,794 02	403,854.00	96,059 98 LT		
Long Term Reinvestments		2,150 000	19 550	42,032 89	148,758 50	106,725.61 LT 1	5,160 00	3 46
Short Term Reinvestments		553 865	6.064	3,965 32	27,089.63	23,124 31 LT 1		
Total		2,148,000		37,267 96	88,991.64	51,723 68 LT	5,069 28	5 69
Share Price: \$41 430, Rating, Morgan Stanley 2, Citigroup 1, S&P 2, Next Dividend Payable 01/02/13								
SOUTHERN CO (SO)	2/5/04	1,700 000	29 501	50,150 87	72,777 00	22,626 13 LT		
Purchases		1,700 000		50,150 87	72,777 00	22,626 13 LT		
Long Term Reinvestments		1,500 000	29 978	44,966 37	64,215 00	19,248 63 LT		
Short Term Reinvestments		860 000	33 734	29,010 97	36,816.60	7,805 63 LT		
Total		4,060 000		124,128 21	173,808.60	49,680 39 LT	7,957.60	4 57
Share Price: \$42 810, Rating, Citigroup 1, S&P 2, Next Dividend Payable 03/2013								

Yablck Charities, Inc 59-141171

Morgan Stanley

CLIENT STATEMENT | For the Period December 1-31, 2012



COMMON STOCKS \$665,926.29 \$1,064,436.73 \$398,506.37 LT \$48,474.82 4.55%
 \$4.05 ST \$0.00

STOCKS

PREFERRED STOCKS

Security Description	Trade Date	Quantity	Unit Cost	Total Cost	Market Value	Unrealized Gain/(Loss)	Estimated Annual Income	Dividend Yield %
GOLDMAN SACHS GRP INC 5.95%-1 (GS.I)	11/30/12	4,000,000	\$24.892	\$99,566.00	\$99,920.00	\$354.00 ST	\$5,948.00	5.95
<i>Share Price \$24.980, Moody BA2 S&P BB+</i>								
ING GROEP NV 7.2% SER (INZ)	12/16/02	1,000,000	25.000	25,000.00	25,080.00	80.00 LT	1,800.00	7.17
RYL BK SCOTLAND 7.25% PFD SRH (RBS.H)	2/3/99	2,000,000	25.000	50,000.00	48,480.20	(1,519.80) LT	3,626.00	7.47
<i>Share Price \$25.080, Moody BA1 S&P BBB-, Next Dividend Payable 03/2013</i>								
Share Price \$24.240, Moody B1	<i>S&P BB; Next Dividend Payable 03/2013</i>							
PREFERRED STOCKS								
				\$174,566.00	\$173,480.20	\$(1,439.80) LT	\$11,374.00	6.56%
					\$354.00 ST		\$0.00	

Security Description	Trade Date	Face Value	Orig. Unit Cost	Adj. Unit Cost	Orig. Total Cost	Adj. Total Cost	Market Value	Unrealized Gain/(Loss)	Estimated Annual Income	Dividend Yield %
WELLS FARGO CAPITAL (JWF)	4/1/04	4,000,000	\$25.000	\$25.000	\$100,000.00	\$100,000.00	\$100,320.00	\$320.00 LT	\$5,624.80	5.60
<i>Unit Price \$25.080, Coupon Rate 5.625%, Matures 04/08/2034; Interest Paid Quarterly Jul 01, Callable \$25.00 on 01/29/13, Moody BAA1 S&P BBB+</i>										
ML PFD CAPITAL TRUST V (MER.F)	10/29/98	2,000,000	25.000	25.000	50,000.00	50,000.00	50,100.00	100.00 LT	—	7.26
<i>Unit Price \$25.050, Coupon Rate 7.280%, Matures 09/30/2049; Interest Paid Quarterly Mar 30, Callable \$25.00 on 01/29/13, Moody BA2 S&P BB+</i>										
FIXED-RATE CAPITAL SECURITIES									\$9,264.80	6.16%
									\$0.00	

CORPORATE FIXED INCOME
 FIXED-RATE CAPITAL SECURITIES

Security Description	Trade Date	Face Value	Orig. Unit Cost	Adj. Unit Cost	Orig. Total Cost	Adj. Total Cost	Market Value	Unrealized Gain/(Loss)	Estimated Annual Income	Dividend Yield %
WELLS FARGO CAPITAL (JWF)	4/1/04	4,000,000	\$25.000	\$25.000	\$100,000.00	\$100,000.00	\$100,320.00	\$320.00 LT	\$5,624.80	5.60
<i>Unit Price \$25.080, Coupon Rate 5.625%, Matures 04/08/2034; Interest Paid Quarterly Jul 01, Callable \$25.00 on 01/29/13, Moody BAA1 S&P BBB+</i>										
ML PFD CAPITAL TRUST V (MER.F)	10/29/98	2,000,000	25.000	25.000	50,000.00	50,000.00	50,100.00	100.00 LT	—	7.26
<i>Unit Price \$25.050, Coupon Rate 7.280%, Matures 09/30/2049; Interest Paid Quarterly Mar 30, Callable \$25.00 on 01/29/13, Moody BA2 S&P BB+</i>										
FIXED-RATE CAPITAL SECURITIES									\$9,264.80	6.16%
									\$0.00	

Yablick Charities, Inc

59-1411(17)

Morgan Stanley

CLIENT STATEMENT | For the Period December 1-31, 2012

Active Assets Account
YABLICK INC CHARITIES
5712 N. BAY ROAD
183 139460 161

Holdings

CORPORATE FIXED INCOME
OTHER FIXED INCOME

Security Description	Trade Date	Face Value	Orig. Unit Cost Adj. Unit Cost	Orig. Total Cost Adj. Total Cost	Market Value	Unrealized Gain/(Loss)	Estimated Annual Income Accrued Interest	Yield %
CHASE 2003-515 2A5 CUSIP 16162WFK0	12/16/03	100,000,000	\$102,000 \$102,000	\$102,000.00 \$35,546.84	\$34,841.83	\$(705.01) LT	\$2,090.99 \$174.24	6.00
Unit Price: \$99.977, Coupon Rate 6.000%, Matures 01/25/2034, Interest Paid Monthly Dec 25, Yield to Maturity 6.002%, Factor 34849847, Moody AA1 S&P AAA, Issued 12/01/03, Current Face 34,849,847								
Face Value Percentage of Assets %	Orig. Total Cost Adj. Total Cost	Market Value	Unrealized Gain/(Loss)	Estimated Annual Income Accrued Interest	Yield %			
100,000,000	\$252,000.00 \$185,546.84	\$185,261.83	\$(285.01) LT	\$11,355.79 \$174.24	6.13%			

TOTAL CORPORATE FIXED INCOME
(incl. accr. int.)

GOVERNMENT SECURITIES
FEDERAL AGENCIES

Security Description	Trade Date	Face Value	Orig. Unit Cost Adj. Unit Cost	Orig. Total Cost Adj. Total Cost	Market Value	Unrealized Gain/(Loss)	Estimated Annual Income Accrued Interest	Yield %
FNR 2003 43 PE CUSIP 31393A5P8	12/16/03	100,000,000	\$100,500 \$100,500	\$100,500.00 \$46,113.42	\$50,936.74	\$4,823.32 LT	\$2,523.61 \$210.30	4.95
Unit Price \$111.012, Coupon Rate 5.500%, Matures 05/25/2033, Interest Paid Monthly Dec 25, Yield to Maturity 4.658%, Factor 45883998, Issued 04/01/03, Current Face 45,883,998								
Face Value Percentage of Assets %	Orig. Total Cost Adj. Total Cost	Market Value	Unrealized Gain/(Loss)	Estimated Annual Income Accrued Interest	Yield %			
100,000,000	\$100,500.00 \$46,113.42	\$50,936.74	\$4,823.32 LT	\$2,523.61 \$210.30	4.95%			

TOTAL GOVERNMENT SECURITIES
(incl. accr. int.)

Yablick Charities, Inc 53-141171

Morgan Stanley

CLIENT STATEMENT | For the Period December 1-31, 2012



	Percentage of Assets %	Total Cost	Market Value	Unrealized Gain/(Loss)	Estimated Annual Income Accrued Interest	Yield %
TOTAL MARKET VALUE	100.0%	\$1,072,152.55	\$1,596,189.32	\$401,604.88 LT \$358.05 ST	\$73,740.25 \$384.54	4.62%

TOTAL VALUE (includes accrued interest)

\$1,596,573.86

1 - This information reflects your requested adjustments to the transaction details
Unrealized Gain/(Loss) totals only reflect positions that have cost basis and/or market value information available. Cash, MMF, Deposits and positions stating 'Please Provide' are not included.

Yablick Charities, Inc

Form 990-PF

December 31 2012

Part IV - Capital Gains and losses

SHORT TERM - Non Covered

Security Description	Qty	Date Acquired	Date of Sale	Sale Proceeds	Cost	Gain / (Loss)
CHASE 03-S15 2A5	12,089.24		5/25/2012	12,089.24	-	12,089.24
	13,432.79		6/25/2012	13,432.79	-	13,432.79
	16,606.35		7/25/2012	16,606.35	-	16,606.35
	969.16		8/25/2012	969.16	-	969.16
	12,712.34		9/25/2012	12,712.34	-	12,712.34
	942.81		10/25/2012	942.81	-	942.81
	7,407.18		11/25/2012	7,407.18	-	7,407.18
	990.28		12/25/2012	990.28	-	990.28
	65,150.15			65,150.15		65,150.15
FNR 2003 43 PE	3,863.60		5/25/2012	3,863.60	-	3,863.60
	2,093.65		6/25/2012	2,093.65	-	2,093.65
	2,064.56		7/25/2012	2,064.56	-	2,064.56
	1,849.76		8/25/2012	1,849.76	-	1,849.76
	2,017.79		9/25/2012	2,017.79	-	2,017.79
	1,493.10		10/25/2012	1,493.10	-	1,493.10
	2,623.20		11/25/2012	2,623.20	-	2,623.20
	3,001.47		12/25/2012	3,001.47	-	3,001.47
	19,007.13			19,007.13		19,007.13
TOTAL SHORT TERM NONCOVERED SECURITIES				84,157.28		84,157.28

LONG TERM - Non Covered

Security Description	Qty	Date Acquired	Date of Sale	Sale Proceeds	Cost	Gain / (Loss)
BNY CPTL TR IV	2000	0/14/99	11/26/2012	50,000.00	50,000.00	-
DUKE ENERGY CORP NEW	0.934	12/06/00	7/3/2012	63.96	45.41	18.55
ROYCE VALUE TRST	2000	10/06/03	11/15/2012	50,000.00	49,768.60	231.40
TOTAL LONG TERM NONCOVERED SECURITIES				100,063.96	99,814.01	249.95

Details of Long Term Gain (Loss) 2012

Security Description	Qty	Opening Trade Date	Closing Trade Date	Sale Proceeds	Cost	Gain / (Loss)
Progress Energy Inc	304	11/30/00	2/22/2012	119.47	165.68	(46.21)
Contingent Value Oblig	5396	12/06/00		2,120.63	2,940.82	(820.19)
TOTAL (Loss Not Reported)				2,240.10	3,106.50	(866.40)

REPORTABLE GAIN AMOUNTS ONLY

84,157.28

2012 YEAR END SUMMARY

2012 Year End Summary

YABLICK INC. CHARITIES

Account Number 43J-01146-19 600

Ref: 00009519 00063446

Details of Earnings 2012 - continued

Dividends and Distributions, Section 1

Reference number	Description	Total dividends	Qualified dividends	Short term capital gains	Total capital gain distributions	Unrecaptured Sec 1250 gain	Section 1202 gain	Alternative minimum tax
160001100	780910402000 ROYCE VALUE TRUST INC 5.9%	\$ 223,765	\$ 206.63	\$ 8.42	\$ 506.03			
	BEEN RECLASSIFIED							
	BEEN RECLASSIFIED							
	A PORTION OF THIS INCOME HAS BEEN RECLASSIFIED							
160001200	842587107000 SOUTHERN CO	1,918.35	1,918.35					
Totals		\$ 19,742.11	\$ 19,724.70	\$ 8.42	\$ 506.03			

Details of Long Term Gain (Loss) 2012

This section shows your sales of securities during the year. The "Sale Proceeds" column excludes any accrued income you may have received. In addition, although cash in lieu less than \$20 is not included on Form 1099-B (if applicable), it is included in this section. Please note, this material is being prepared for informational purposes only and should not be used for tax preparation without the assistance of your tax advisor.

59-1411171 (Yabluck Charities, Inc)

Reference number	Quantity	Security Description	Opening Trade Date	Closing Trade Date	Sale Proceeds	Cost	(Loss)	Gain
125000010	304	PROGRESS ENERGY INC	11/30/00	02/22/12	\$ 119.47	\$ 165.68	(\$ 46.21)	
	5,396	CONTINGENT VALUE OBLIG	12/06/00		2,120.63	2,940.82	(820.19)	
Total					\$ 2,240.10	\$ 3,106.50	(\$ 866.40)	

Details of Accrued Income 2012

This section shows your accrued income paid or received as a result of purchases and sales

Reference number	Transaction Description	Trade Date	Interest Paid	Interest Received	Dividends Received
120001000	PROGRESS ENERGY INC CONTINGENT VALUE OBLIG	02/22/12			\$ 2,040.50
Total					\$ 2,040.50

Yablick Charities, Inc
Schedule D - Form 990PF
January through December 2012

5003 - Contributions

Date	Check Number	Name	Amount	PURPOSE
01/13/2012	4019	AJC	250 00	Education
01/13/2012	4020	Temple Beth Shalom	100 00	Local Cause
01/22/2012	4021	Cat Network	250 00	Animal Rescue
01/23/2012	4022	Idwnan Society of Gedla Miami	1,000 00	Research
02/13/2012	4024	Dade Heritage Trust	150 00	Local Cause
02/21/2012	4025	Diabetes Research Institute	2,500 00	Research
02/23/2012	4026	Pelican Harbour Seabird Station	1,000 00	Animal Rescue
03/04/2012	4027	WPBT 2	100 00	Education
03/19/2012	4028	Mt Sinai Foundation	5,000 00	Research
03/19/2012	4029	Museum of Contemporary Art	250 00	Education
03/19/2012	4030	Friends of the Smithsonian	250 00	Education
03/21/2012	4031	Bass Art Museum	250 00	Education
03/24/2012	4032	Council for International Visitors	250 00	Education
04/02/2012	4033	Greater Miami Jewish Federation	1,000 00	Local Cause
04/02/2012	4034	Special Olympics	100 00	Local Cause
04/16/2012	4035	Art Center of South Florida	500 00	Education
04/16/2012	4036	Miami Beach Art Trust	500 00	Education
04/20/2012	4037	PAWS	100 00	Animal Rescue
04/24/2012	4038	United States Holocaust Memorial Museum	100 00	Education
05/01/2012	4039	Temple Beth Shalom	100 00	Local Cause
05/01/2012	4040	U s Power Squadrons	100 00	Research
05/02/2012	4041	Miami Beach Education Foundation	350 00	Education
05/23/2012	4048	Center for Great Apes	1,000 00	Education
05/23/2012	4049	New Century Scholars	500 00	Education
05/23/2012	4050	Diabetes Research Institute	2,500 00	Research
05/23/2012	4051	National Trust for Historic Preservation	100 00	Education
05/23/2012	4052	Cheeta Conservation Fund	100 00	Animal Rescue
06/01/2012	4053	Temple Beth Shalom	1,500 00	Local Cause
06/01/2012	4054	World Wildlife Fund	100 00	Animal Rescue
07/13/2012	4057	University of Miami Citizen Board	1,000 00	Education
08/07/2012	4058	Audubon Society	100 00	Rescue
08/07/2012	4059	Diabetes Research Institute	2,500 00	Research
08/07/2012	4060	Wolfsonian	250 00	Education
08/07/2012	4061	History Miami Fellow	500 00	Education
08/07/2012	4062	Gables Stage	2,500 00	Education
08/07/2012	4063	South Florida SPCA	1,000 00	Animal Rescue
08/07/2012	4064	SEARCH	100 00	Animal Rescue
08/07/2012	4065	Horse Protection Association of Florida	500 00	Education
08/07/2012	4066	Colonial Williamsburg Foundation	250 00	Education
08/07/2012	4067	Miami Art Museum	250 00	Education
08/10/2012	4068	Humane Society of Greater Miami	1,000 00	Animal Rescue
08/10/2012	4069	Dalmation Rescue	1,000 00	Animal Rescue

Yablick Charities, Inc
Schedule D - Form 990PF
 January through December 2012

Date	Check Number	Name	Amount	
08/10/2012	4070	Cumberland College	1,500 00	Education
08/10/2012	4071	Pelican Harbour Seabird Station	1,000 00	Animal Rescue
08/11/2012	4072	Animal Welfare Society	1,000 00	Animal Rescue
08/17/2012	4073	Charity Watch	100 00	Research
08/17/2012	4074	Lymphation Research Foundation Inc	2,500 00	Research
08/24/2012	4075	PAWS	100 00	Animal Rescue
09/23/2012	4076	Ducks Unlimited	100 00	Animal Rescue
09/30/2012	4077	American Heart Association	100 00	Research
10/02/2012	4078	Alzheimer's Association SEFC	150 00	Research
10/08/2012	4079	Art Center of South Florida	1,000 00	Education
10/15/2012	4081	Police Athletic League	100 00	Education
10/15/2012	4082	M B Stage Door theater	500 00	Education
10/19/2012	4083	Miami Rescue Mission	100 00	Animal Rescue
10/19/2012	4084	Sabrina Cohen Foundation	500 00	Education
10/19/2012	4085	Heifer International	480 00	Education
10/21/2012	4086	Temple Beth Shalom	200 00	Local Cause
10/23/2012	4087	Mount Sinai Medical Center Foundation	10,000 00	Research
10/23/2012	4088	Rosenstiel School of Marine & Science	100 00	Research
11/03/2012	4089	American Red Cross	500 00	Local Cause
11/03/2012	4090	ADL	250 00	Local Cause
11/05/2012	4091	Jewish Museum Of Florida	500 00	Local cause
11/08/2012	4092	Diabetes Research Institute	2,500 00	Research
11/08/2012	4093	Gold Coast Railroad	100 00	Local Cause
11/15/2012	4094	Mount Sinai Medical Center Foundation	100 00	Research
11/16/2012	4095	PAWS	100 00	Animal Rescue
11/21/2012	4096	National Wildlife Federation	100 00	Animal Rescue
11/23/2012	4097	Herald Charities, Inc	1,000 00	Education
12/03/2012	4099	Friends o Art-LOWE	350 00	Education
12/03/2012	4100	The Jewish Museum	120 00	Education
12/03/2012	4101	Grateful Paws Dog & Cat Reserve	100 00	Animal Rescue
Total 2012 Contributions			56,200 00	

MIAMI DAILY BUSINESS REVIEW

Published Daily except Saturday, Sunday and
Legal Holidays
Miami, Miami-Dade County, Florida

STATE OF FLORIDA
COUNTY OF MIAMI-DADE:


Before the undersigned authority personally appeared
O.V. FERBEYRE, who on oath says that he or she is the
VICE PRESIDENT Legal Notices of the Miami Daily Business
Review f/k/a Miami Review, a daily (except Saturday, Sunday
and Legal Holidays) newspaper, published at Miami in Miami-Dade
County, Florida, that the attached copy of advertisement,
being a Legal Advertisement of Notice in the matter of

PRIVATE FOUNDATIONS ANNUAL RETURN
YABLICK CHARITIES, INC

in the XXXX Court,
was published in said newspaper in the issues of


05/06/2013

Affiant further says that the said Miami Daily Business
Review is a newspaper published at Miami in said Miami-Dade
County, Florida and that the said newspaper has
heretofore been continuously published in said Miami-Dade County,
Florida, each day (except Saturday, Sunday and Legal Holidays)
and has been entered as second class mail matter at the post
office in Miami in said Miami-Dade County Florida for a
period of one year next preceding the first publication of the
attached copy of advertisement, and affiant further says that he or
she has neither paid nor promised any person, firm or corporation
any discount, rebate, commission or refund for the purpose
of securing this advertisement for publication in the said
newspaper.




Sworn to and subscribed before me this

06 day of MAY, A.D. 2013



(SEAL)

O.V. FERBEYRE personally known to me



**PRIVATE FOUNDATIONS
ANNUAL RETURN**
The annual return of the private
foundation.
YABLICK CHARITIES, INC
Required to be filed under section
6033 Internal Revenue Code is
available for public inspection at its
principal office of Yablick Charities,
Inc., 5712 North Bay Road, Miami
Beach, Florida 33140 (305) 865-
1588, for inspection during regular
business hours by any citizen upon
request within 180 days after the
date of this publication.
JANE GOODMAN
Principal Manager
Publication of the notice May 6,
2013
5/6 13-4-192/2078833M