



See a Social Security Number? Say Something!  
Report Privacy Problems to <https://public.resource.org/privacy>  
Or call the IRS Identity Theft Hotline at 1-800-908-4490



Form

990-PF

Department of the Treasury  
Internal Revenue Service

Return of Private Foundation

or Section 4947(a)(1) Nonexempt Charitable Trust

Treated as a Private Foundation

**Note.** The foundation may be able to use a copy of this return to satisfy state reporting requirements






OMB No 1545-0052

2012

Open to Public Inspection

For calendar year 2012, or tax year beginning 01-01-2012 , and ending 12-31-2012

Name of foundation THE FONDA FAMILY FOUNDATION INC		<b>A Employer identification number</b>  58-2365665	
Number and street (or P O box number if mail is not delivered to street address) 1718 PEACHTREE STREET NW SUITE 465		Room/suite  	
City or town, state, and ZIP code ATLANTA, GA 30309		<b>B Telephone number</b> (see instructions)  (404) 475-6026	
<b>G</b> Check all that apply <div><input type="checkbox"/> Initial return <input type="checkbox"/> Final return <input type="checkbox"/> Address change</div> <div><input type="checkbox"/> Initial return of a former public charity <input type="checkbox"/> Amended return <input type="checkbox"/> Name change</div>		<b>C</b> If exemption application is pending, check here <input type="checkbox"/>	
<b>H</b> Check type of organization <input checked="" type="checkbox"/> Section 501(c)(3) exempt private foundation <input type="checkbox"/> Section 4947(a)(1) nonexempt charitable trust <input type="checkbox"/> Other taxable private foundation		<b>D 1.</b> Foreign organizations, check here <input type="checkbox"/> <b>2.</b> Foreign organizations meeting the 85% test, check here and attach computation <input type="checkbox"/>	
<b>I</b> Fair market value of all assets at end of year (from Part II, col. (c), line 16) <input checked="" type="checkbox"/> \$ 8,132,505		<b>E</b> If private foundation status was terminated under section 507(b)(1)(A), check here <input type="checkbox"/> <b>F</b> If the foundation is in a 60-month termination under section 507(b)(1)(B), check here <input type="checkbox"/>	
<b>J</b> Accounting method <input checked="" type="checkbox"/> Cash <input type="checkbox"/> Accrual <input type="checkbox"/> Other (specify) _____ (Part I, column (d) must be on cash basis.)			

Part I Analysis of Revenue and Expenses (The total of amounts in columns (b), (c), and (d) may not necessarily equal the amounts in column (a) (see instructions) )		(a) Revenue and expenses per books	(b) Net investment income	(c) Adjusted net income	(d) Disbursements for charitable purposes (cash basis only)
Revenue	1 Contributions, gifts, grants, etc , received (attach schedule)				
	2 Check <input checked="" type="checkbox"/> if the foundation is <b>not</b> required to attach Sch B				
	3 Interest on savings and temporary cash investments	66,474	66,474		
	4 Dividends and interest from securities. . . . .	77,868	77,346		
	5a Gross rents . . . . .				
	b Net rental income or (loss) _____				
	6a Net gain or (loss) from sale of assets not on line 10	583,659			
	b Gross sales price for all assets on line 6a _____ 1,894,640				
	7 Capital gain net income (from Part IV, line 2) . . . .		583,659		
	8 Net short-term capital gain . . . . .				
	9 Income modifications . . . . .				
	10a Gross sales less returns and allowances				
Operating and Administrative Expenses	b Less Cost of goods sold . . . . .				
	c Gross profit or (loss) (attach schedule) . . . . .				
	11 Other income (attach schedule) . . . . .	 655	655		
	12 <b>Total.</b> Add lines 1 through 11 . . . . .	728,656	728,134		
	13 Compensation of officers, directors, trustees, etc	0	0		0
	14 Other employee salaries and wages . . . . .				
	15 Pension plans, employee benefits . . . . .				
	16a Legal fees (attach schedule) . . . . .				
	b Accounting fees (attach schedule) . . . . .				
	c Other professional fees (attach schedule) . . . . .	 32,575	32,578		0
	17 Interest . . . . .				
	18 Taxes (attach schedule) (see instructions)	 3,697	3,697		0
	19 Depreciation (attach schedule) and depletion . . .	 13,933	0		
	20 Occupancy . . . . .				
	21 Travel, conferences, and meetings . . . . .				
	22 Printing and publications . . . . .				
	23 Other expenses (attach schedule) . . . . .	 2,821	2,760		61
	24 <b>Total operating and administrative expenses.</b>				
	Add lines 13 through 23 . . . . .	53,026	39,035		61
	25 Contributions, gifts, grants paid . . . . .	391,470			391,470
	26 <b>Total expenses and disbursements.</b> Add lines 24 and 25	444,496	39,035		391,531
	27 Subtract line 26 from line 12				
	a <b>Excess of revenue over expenses and disbursements</b>	284,160			
	b <b>Net investment income</b> (if negative, enter -0-)		689,099		
	c <b>Adjusted net income</b> (if negative, enter -0-)				

Part II

Balance Sheets

Attached schedules and amounts in the description column should be for end-of-year amounts only (See instructions )

Assets	1	Cash—non-interest-bearing . . . . .	2,532,373	2,599,382	2,599,382
	2	Savings and temporary cash investments . . . . .			
	3	Accounts receivable ▶ _____ Less allowance for doubtful accounts ▶ _____			
	4	Pledges receivable ▶ _____ Less allowance for doubtful accounts ▶ _____			
	5	Grants receivable . . . . .			
	6	Receivables due from officers, directors, trustees, and other disqualified persons (attach schedule) (see page 15 of the instructions) . . . . .			
	7	Other notes and loans receivable (attach schedule) ▶ _____ Less allowance for doubtful accounts ▶ _____			
	8	Inventories for sale or use . . . . .			
	9	Prepaid expenses and deferred charges . . . . .			
	10a	Investments—U S and state government obligations (attach schedule)	311,280	<input checked="" type="checkbox"/> 274,310	274,663
	b	Investments—corporate stock (attach schedule) . . . . .	2,522,018	<input checked="" type="checkbox"/> 2,687,712	2,927,017
	c	Investments—corporate bonds (attach schedule) . . . . .	1,752,784	<input checked="" type="checkbox"/> 1,660,546	1,754,352
	11	Investments—land, buildings, and equipment basis ▶ _____ Less accumulated depreciation (attach schedule) ▶ _____			
	12	Investments—mortgage loans . . . . .			
	13	Investments—other (attach schedule) . . . . .	0	<input checked="" type="checkbox"/> 194,598	203,087
	14	Land, buildings, and equipment basis ▶ _____ 712,188 Less accumulated depreciation (attach schedule) ▶ _____ 338,184	387,937	<input checked="" type="checkbox"/> 374,004	374,004
15	Other assets (describe ▶ _____)				
16	<b>Total assets</b> (to be completed by all filers—see the instructions Also, see page 1, item I)	7,506,392	7,790,552	8,132,505	
Liabilities	17	Accounts payable and accrued expenses . . . . .			
	18	Grants payable . . . . .			
	19	Deferred revenue . . . . .			
	20	Loans from officers, directors, trustees, and other disqualified persons			
	21	Mortgages and other notes payable (attach schedule) . . . . .			
	22	Other liabilities (describe ▶ _____)			
	23	<b>Total liabilities</b> (add lines 17 through 22) . . . . .	0	0	
Net Assets or Fund Balances	<b>Foundations that follow SFAS 117, check here ▶ <input type="checkbox"/></b> <b>and complete lines 24 through 26 and lines 30 and 31.</b>				
	24	Unrestricted . . . . .			
	25	Temporarily restricted . . . . .			
	26	Permanently restricted . . . . .			
	<b>Foundations that do not follow SFAS 117, check here ▶ <input checked="" type="checkbox"/></b> <b>and complete lines 27 through 31.</b>				
	27	Capital stock, trust principal, or current funds . . . . .	7,506,392	7,790,552	
	28	Paid-in or capital surplus, or land, bldg , and equipment fund	0	0	
	29	Retained earnings, accumulated income, endowment, or other funds	0	0	
	30	<b>Total net assets or fund balances</b> (see page 17 of the instructions) . . . . .	7,506,392	7,790,552	
31	<b>Total liabilities and net assets/fund balances</b> (see page 17 of the instructions) . . . . .	7,506,392	7,790,552		

Part III

Analysis of Changes in Net Assets or Fund Balances

1	Total net assets or fund balances at beginning of year—Part II, column (a), line 30 (must agree with end-of-year figure reported on prior year’s return) . . . . .	1	7,506,392
2	Enter amount from Part I, line 27a . . . . .	2	284,160
3	Other increases not included in line 2 (itemize) ▶ _____	3	0
4	Add lines 1, 2, and 3 . . . . .	4	7,790,552
5	Decreases not included in line 2 (itemize) ▶ _____	5	0
6	Total net assets or fund balances at end of year (line 4 minus line 5)—Part II, column (b), line 30 . . . . .	6	7,790,552

Part IV Capital Gains and Losses for Tax on Investment Income

(a) List and describe the kind(s) of property sold (e g , real estate, 2-story brick warehouse, or common stock, 200 shs MLC Co )		(b) How acquired P—Purchase D—Donation	(c) Date acquired (mo , day, yr )	(d) Date sold (mo , day, yr )
1a	See Additional Data Table			
b				
c				
d				
e				

(e) Gross sales price	(f) Depreciation allowed (or allowable)	(g) Cost or other basis plus expense of sale	(h) Gain or (loss) (e) plus (f) minus (g)
a See Additional Data Table			
b			
c			
d			
e			

Complete only for assets showing gain in column (h) and owned by the foundation on 12/31/69			(I) Gains (Col (h) gain minus col (k), but not less than -0-) or Losses (from col (h))
(i) F M V as of 12/31/69	(j) Adjusted basis as of 12/31/69	(k) Excess of col (i) over col (j), if any	
a See Additional Data Table			
b			
c			
d			
e			

2	Capital gain net income or (net capital loss)	{ If gain, also enter in Part I, line 7 If (loss), enter -0- in Part I, line 7 }	2	583,659
3	Net short-term capital gain or (loss) as defined in sections 1222(5) and (6)  If gain, also enter in Part I, line 8, column (c) (see instructions) If (loss), enter -0- in Part I, line 8 . . . . .		3	

Part V Qualification Under Section 4940(e) for Reduced Tax on Net Investment Income

(For optional use by domestic private foundations subject to the section 4940(a) tax on net investment income )

If section 4940(d)(2) applies, leave this part blank

Was the foundation liable for the section 4942 tax on the distributable amount of any year in the base period? ☐ Yes ☒ No

If "Yes," the foundation does not qualify under section 4940(e) Do not complete this part

1 Enter the appropriate amount in each column for each year, see page 18 of the instructions before making any entries

(a) Base period years Calendar year (or tax year beginning in)	(b) Adjusted qualifying distributions	(c) Net value of noncharitable-use assets	(d) Distribution ratio (col (b) divided by col (c))
2011	347,937	7,683,714	0 045282
2010	153,996	6,579,850	0 023404
2009	205,305	5,744,393	0 035740
2008	342,615	7,302,553	0 046917
2007	336,717	9,320,700	0 036126

2	Total of line 1, column (d). . . . .	2	0 187469
3	Average distribution ratio for the 5-year base period—divide the total on line 2 by 5, or by the number of years the foundation has been in existence if less than 5 years . . . .	3	0 037494
4	Enter the net value of noncharitable-use assets for 2012 from Part X, line 5. . . . .	4	7,576,871
5	Multiply line 4 by line 3. . . . .	5	284,087
6	Enter 1% of net investment income (1% of Part I, line 27b). . . . .	6	6,891
7	Add lines 5 and 6. . . . .	7	290,978
8	Enter qualifying distributions from Part XII, line 4. . . . .  If line 8 is equal to or greater than line 7, check the box in Part VI, line 1b, and complete that part using a 1% tax rate See the Part VI instructions	8	391,531

Part VIExcise Tax Based on Investment Income (Section 4940(a), 4940(b), 4940(e), or 4948—see page 18 of the instructions)

1a		Exempt operating foundations described in section 4940(d)(2), check here <input type="checkbox"/> and enter "N/A" on line 1			
		Date of ruling or determination letter _____ (attach copy of letter if necessary—see instructions)			
b		Domestic foundations that meet the section 4940(e) requirements in Part V, check here <input checked="" type="checkbox"/> and enter 1% of Part I, line 27b . . . . .		1	6,891
c		All other domestic foundations enter 2% of line 27b Exempt foreign organizations enter 4% of Part I, line 12, col (b)			
2		Tax under section 511 (domestic section 4947(a)(1) trusts and taxable foundations only Others enter -0-)		2	0
3		Add lines 1 and 2. . . . .		3	6,891
4		Subtitle A (income) tax (domestic section 4947(a)(1) trusts and taxable foundations only Others enter -0-)		4	0
5		Tax based on investment income. Subtract line 4 from line 3 If zero or less, enter -0- . . . . .		5	6,891
6		Credits/Payments			
a		2012 estimated tax payments and 2011 overpayment credited to 2012	6a	16,903	
b		Exempt foreign organizations—tax withheld at source . . . . .	6b		
c		Tax paid with application for extension of time to file (Form 8868)	6c		
d		Backup withholding erroneously withheld . . . . .	6d		
7		Total credits and payments Add lines 6a through 6d. . . . .		7	16,903
8		Enter any penalty for underpayment of estimated tax Check here <input type="checkbox"/> if Form 2220 is attached		8	
9		Tax due. If the total of lines 5 and 8 is more than line 7, enter amount owed . . . . .		9	
10		Overpayment. If line 7 is more than the total of lines 5 and 8, enter the amount overpaid. . . . .		10	10,012
11		Enter the amount of line 10 to be Credited to 2013 estimated tax <input checked="" type="checkbox"/> 10,012	Refunded <input type="checkbox"/>	11	0

Part VII-AStatements Regarding Activities

1a	During the tax year, did the foundation attempt to influence any national, state, or local legislation or did it participate or intervene in any political campaign? . . . . .		Yes	No
		1a		No
b	Did it spend more than \$100 during the year (either directly or indirectly) for political purposes (see page 19 of the instructions for definition)? . . . . .			No
	If the answer is "Yes" to 1a or 1b, attach a detailed description of the activities and copies of any materials published or distributed by the foundation in connection with the activities.			
c	Did the foundation file Form 1120-POL for this year?. . . . .	1c		No
d	Enter the amount (if any) of tax on political expenditures (section 4955) imposed during the year (1) On the foundation <input checked="" type="checkbox"/> \$ 0 (2) On foundation managers <input checked="" type="checkbox"/> \$ 0			
e	Enter the reimbursement (if any) paid by the foundation during the year for political expenditure tax imposed on foundation managers <input checked="" type="checkbox"/> \$ 0			
2	Has the foundation engaged in any activities that have not previously been reported to the IRS? . . . . . If "Yes," attach a detailed description of the activities.	2		No
3	Has the foundation made any changes, not previously reported to the IRS, in its governing instrument, articles of incorporation, or bylaws, or other similar instruments? If "Yes," attach a conformed copy of the changes . . . . .	3		No
4a	Did the foundation have unrelated business gross income of \$1,000 or more during the year?. . . . .	4a		No
b	If "Yes," has it filed a tax return on Form 990-T for this year?. . . . .	4b		
5	Was there a liquidation, termination, dissolution, or substantial contraction during the year? . . . . . If "Yes," attach the statement required by General Instruction T.	5		No
6	Are the requirements of section 508(e) (relating to sections 4941 through 4945) satisfied either • By language in the governing instrument, or • By state legislation that effectively amends the governing instrument so that no mandatory directions that conflict with the state law remain in the governing instrument? . . . . .	6	Yes	
7	Did the foundation have at least \$5,000 in assets at any time during the year? If "Yes," complete Part II, col (c), and Part XV	7	Yes	
8a	Enter the states to which the foundation reports or with which it is registered (see instructions) <input checked="" type="checkbox"/> GA			
b	If the answer is "Yes" to line 7, has the foundation furnished a copy of Form 990-PF to the Attorney General (or designate) of each state as required by General Instruction G? If "No," attach explanation .	8b	Yes	
9	Is the foundation claiming status as a private operating foundation within the meaning of section 4942(j)(3) or 4942(j)(5) for calendar year 2012 or the taxable year beginning in 2012 (see instructions for Part XIV)? If "Yes," complete Part XIV . . . . .	9		No
10	Did any persons become substantial contributors during the tax year? If "Yes," attach a schedule listing their names and addresses	10		No

Part VII-A

Statements Regarding Activities (continued)

11	At any time during the year, did the foundation, directly or indirectly, own a controlled entity within the meaning of section 512(b)(13)? If "Yes," attach schedule (see instructions).	11		No
12	Did the foundation make a distribution to a donor advised fund over which the foundation or a disqualified person had advisory privileges? If "Yes," attach statement (see instructions)	12		No
13	Did the foundation comply with the public inspection requirements for its annual returns and exemption application?	13	Yes	
Website address ▶N/A				
14	The books are in care of ▶CLAUDINE PALM Telephone no ▶(404) 475-6026			
	Located at ▶1718 PEACHTREE STREET NW SUITE 465 ATLANTA GA ZIP +4 ▶30309			
15	Section 4947(a)(1) nonexempt charitable trusts filing Form 990-PF in lieu of <b>Form 1041</b> —Check here . . . . . ▶ <input type="checkbox"/>			
	and enter the amount of tax-exempt interest received or accrued during the year . . . . . ▶	15		
16	At any time during calendar year 2012, did the foundation have an interest in or a signature or other authority over a bank, securities, or other financial account in a foreign country? . . . . .	16		No
See instructions for exceptions and filing requirements for Form TD F 90-22.1 If "Yes", enter the name of the foreign country ▶				

Part VII-B

Statements Regarding Activities for Which Form 4720 May Be Required

File Form 4720 if any item is checked in the "Yes" column, unless an exception applies.			Yes	No
1a	During the year did the foundation (either directly or indirectly)			
	(1) Engage in the sale or exchange, or leasing of property with a disqualified person? <input type="checkbox"/> Yes <input checked="" type="checkbox"/> No			
	(2) Borrow money from, lend money to, or otherwise extend credit to (or accept it from) a disqualified person?. . . . . <input type="checkbox"/> Yes <input checked="" type="checkbox"/> No			
	(3) Furnish goods, services, or facilities to (or accept them from) a disqualified person? <input type="checkbox"/> Yes <input checked="" type="checkbox"/> No			
	(4) Pay compensation to, or pay or reimburse the expenses of, a disqualified person? <input type="checkbox"/> Yes <input checked="" type="checkbox"/> No			
	(5) Transfer any income or assets to a disqualified person (or make any of either available for the benefit or use of a disqualified person)?. . . . . <input type="checkbox"/> Yes <input checked="" type="checkbox"/> No			
	(6) Agree to pay money or property to a government official? ( <b>Exception.</b> Check "No" if the foundation agreed to make a grant to or to employ the official for a period after termination of government service, if terminating within 90 days ). . . . . <input type="checkbox"/> Yes <input checked="" type="checkbox"/> No			
b	If any answer is "Yes" to 1a(1)–(6), did <b>any</b> of the acts fail to qualify under the exceptions described in Regulations section 53.4941(d)-3 or in a current notice regarding disaster assistance (see page 20 of the instructions)?. . . Organizations relying on a current notice regarding disaster assistance check here. . . . . ▶ <input type="checkbox"/>	1b		
c	Did the foundation engage in a prior year in any of the acts described in 1a, other than excepted acts, that were not corrected before the first day of the tax year beginning in 2012?. . . . .	1c		No
2	Taxes on failure to distribute income (section 4942) (does not apply for years the foundation was a private operating foundation defined in section 4942(j)(3) or 4942(j)(5))			
a	At the end of tax year 2012, did the foundation have any undistributed income (lines 6d and 6e, Part XIII) for tax year(s) beginning before 2012?. . . . . <input type="checkbox"/> Yes <input checked="" type="checkbox"/> No If "Yes," list the years ▶ 20____, 20____, 20____, 20____			
b	Are there any years listed in 2a for which the foundation is <b>not</b> applying the provisions of section 4942(a)(2) (relating to incorrect valuation of assets) to the year's undistributed income? (If applying section 4942(a)(2) to <b>all</b> years listed, answer "No" and attach statement—see instructions ). . . . .	2b		
c	If the provisions of section 4942(a)(2) are being applied to <b>any</b> of the years listed in 2a, list the years here ▶ 20____, 20____, 20____, 20____			
3a	Did the foundation hold more than a 2% direct or indirect interest in any business enterprise at any time during the year?. . . . . <input type="checkbox"/> Yes <input checked="" type="checkbox"/> No			
b	If "Yes," did it have excess business holdings in 2012 as a result of (1) any purchase by the foundation or disqualified persons after May 26, 1969, (2) the lapse of the 5-year period (or longer period approved by the Commissioner under section 4943(c)(7)) to dispose of holdings acquired by gift or bequest, or (3) the lapse of the 10-, 15-, or 20-year first phase holding period? ( <i>Use Schedule C, Form 4720, to determine if the foundation had excess business holdings in 2012.</i> ). . . . .	3b		
4a	Did the foundation invest during the year any amount in a manner that would jeopardize its charitable purposes?	4a		No
b	Did the foundation make any investment in a prior year (but after December 31, 1969) that could jeopardize its charitable purpose that had not been removed from jeopardy before the first day of the tax year beginning in 2012?	4b		No

Part VII-B

Statements Regarding Activities for Which Form 4720 May Be Required (continued)

5a	During the year did the foundation pay or incur any amount to			
	(1) Carry on propaganda, or otherwise attempt to influence legislation (section 4945(e))?	<input type="checkbox"/> Yes <input checked="" type="checkbox"/> No		
	(2) Influence the outcome of any specific public election (see section 4955), or to carry on, directly or indirectly, any voter registration drive?	<input type="checkbox"/> Yes <input checked="" type="checkbox"/> No		
	(3) Provide a grant to an individual for travel, study, or other similar purposes?	<input type="checkbox"/> Yes <input checked="" type="checkbox"/> No		
	(4) Provide a grant to an organization other than a charitable, etc , organization described in section 509(a)(1 ), (2), or (3), or section 4940(d)(2)? (see instructions).	<input type="checkbox"/> Yes <input checked="" type="checkbox"/> No		
	(5) Provide for any purpose other than religious, charitable, scientific, literary, or educational purposes, or for the prevention of cruelty to children or animals?	<input type="checkbox"/> Yes <input checked="" type="checkbox"/> No		
b	If any answer is "Yes" to 5a(1)–(5), did <b>any</b> of the transactions fail to qualify under the exceptions described in Regulations section 53.4945 or in a current notice regarding disaster assistance (see instructions)?	5b		
	Organizations relying on a current notice regarding disaster assistance check here.	<input checked="" type="checkbox"/>		
c	If the answer is "Yes" to question 5a(4), does the foundation claim exemption from the tax because it maintained expenditure responsibility for the grant?	<input type="checkbox"/> Yes <input type="checkbox"/> No		
	If "Yes," attach the statement required by Regulations section 53.4945–5(d).			
6a	Did the foundation, during the year, receive any funds, directly or indirectly, to pay premiums on a personal benefit contract?	<input type="checkbox"/> Yes <input checked="" type="checkbox"/> No		
b	Did the foundation, during the year, pay premiums, directly or indirectly, on a personal benefit contract?	6b		No
	If "Yes" to 6b, file Form 8870.			
7a	At any time during the tax year, was the foundation a party to a prohibited tax shelter transaction?	<input type="checkbox"/> Yes <input checked="" type="checkbox"/> No		
b	If yes, did the foundation receive any proceeds or have any net income attributable to the transaction?	7b		

Part VIII

Information About Officers, Directors, Trustees, Foundation Managers, Highly Paid Employees, and Contractors

1 List all officers, directors, trustees, foundation managers and their compensation (see instructions).				
(a) Name and address	(b) Title, and average hours per week devoted to position	(c) Compensation (If not paid, enter -0-)	(d) Contributions to employee benefit plans and deferred compensation	(e) Expense account, other allowances
See Additional Data Table				
2 Compensation of five highest-paid employees (other than those included on line 1—see instructions). If none, enter "NONE."				
(a) Name and address of each employee paid more than \$50,000	(b) Title, and average hours per week devoted to position	(c) Compensation	(d) Contributions to employee benefit plans and deferred compensation	(e) Expense account, other allowances
NONE				
Total number of other employees paid over \$50,000.				0

Part VIII

Information About Officers, Directors, Trustees, Foundation Managers, Highly Paid Employees, and Contractors (continued)

3 Five highest-paid independent contractors for professional services (see instructions). If none, enter "NONE".		
(a) Name and address of each person paid more than \$50,000	(b) Type of service	(c) Compensation
NONE		
Total number of others receiving over \$50,000 for professional services. . . . .		0

Part IX-A

Summary of Direct Charitable Activities

List the foundation's four largest direct charitable activities during the tax year. Include relevant statistical information such as the number of organizations and other beneficiaries served, conferences convened, research papers produced, etc.	Expenses
1	
2	
3	
4	

Part IX-B

Summary of Program-Related Investments (see instructions)

Describe the two largest program-related investments made by the foundation during the tax year on lines 1 and 2	Amount
1	
2	
All other program-related investments. See page 24 of the instructions.	
3	
Total. Add lines 1 through 3. . . . .	0



Part X

Minimum Investment Return (All domestic foundations must complete this part. Foreign foundations, see instructions.)

1	Fair market value of assets not used (or held for use) directly in carrying out charitable, etc , purposes		
a	Average monthly fair market value of securities. . . . .	1a	5,434,141
b	Average of monthly cash balances. . . . .	1b	2,258,114
c	Fair market value of all other assets (see instructions). . . . .	1c	0
d	Total (add lines 1a, b, and c). . . . .	1d	7,692,255
e	Reduction claimed for blockage or other factors reported on lines 1a and 1c (attach detailed explanation). . . . .	1e	0
2	Acquisition indebtedness applicable to line 1 assets. . . . .	2	0
3	Subtract line 2 from line 1d. . . . .	3	7,692,255
4	Cash deemed held for charitable activities Enter 1 1/2% of line 3 (for greater amount, see instructions). . . . .	4	115,384
5	Net value of noncharitable-use assets. Subtract line 4 from line 3 Enter here and on Part V, line 4	5	7,576,871
6	Minimum investment return. Enter 5% of line 5. . . . .	6	378,844

Part XI

Distributable Amount (see instructions) (Section 4942(j)(3) and (j)(5) private operating foundations and certain foreign organizations check here ☐ and do not complete this part.)

1	Minimum investment return from Part X, line 6. . . . .	1	378,844
2a	Tax on investment income for 2012 from Part VI, line 5. . . . .	2a	6,891
b	Income tax for 2012 (This does not include the tax from Part VI ). . . . .	2b	
c	Add lines 2a and 2b. . . . .	2c	6,891
3	Distributable amount before adjustments Subtract line 2c from line 1. . . . .	3	371,953
4	Recoveries of amounts treated as qualifying distributions. . . . .	4	0
5	Add lines 3 and 4. . . . .	5	371,953
6	Deduction from distributable amount (see instructions). . . . .	6	0
7	Distributable amount as adjusted Subtract line 6 from line 5 Enter here and on Part XIII, line 1. . . . .	7	371,953

Part XII

Qualifying Distributions (see instructions)

1	Amounts paid (including administrative expenses) to accomplish charitable, etc , purposes		
a	Expenses, contributions, gifts, etc —total from Part I, column (d), line 26. . . . .	1a	391,531
b	Program-related investments—total from Part IX-B. . . . .	1b	0
2	Amounts paid to acquire assets used (or held for use) directly in carrying out charitable, etc , purposes. . . . .	2	
3	Amounts set aside for specific charitable projects that satisfy the		
a	Suitability test (prior IRS approval required). . . . .	3a	
b	Cash distribution test (attach the required schedule). . . . .	3b	
4	Qualifying distributions. Add lines 1a through 3b Enter here and on Part V, line 8, and Part XIII, line 4	4	391,531
5	Foundations that qualify under section 4940(e) for the reduced rate of tax on net investment income Enter 1% of Part I, line 27b (see instructions). . . . .	5	6,891
6	Adjusted qualifying distributions. Subtract line 5 from line 4. . . . .	6	384,640
Note: The amount on line 6 will be used in Part V, column (b), in subsequent years when calculating whether the foundation qualifies for the section 4940(e) reduction of tax in those years			

Part XIII

Undistributed Income (see instructions)

	(a) Corpus	(b) Years prior to 2011	(c) 2011	(d) 2012
1 Distributable amount for 2012 from Part XI, line 7				371,953
2 Undistributed income, if any, as of the end of 2012				
a Enter amount for 2011 only. . . . .			0	
b Total for prior years 20____, 20____, 20____		0		
3 Excess distributions carryover, if any, to 2012				
a From 2007. . . . .				
b From 2008. . . . .				
c From 2009. . . . .				
d From 2010. . . . .				
e From 2011. . . . .				
f Total of lines 3a through e. . . . .	0			
4 Qualifying distributions for 2012 from Part XII, line 4 ▶ \$ 391,531				
a Applied to 2011, but not more than line 2a			0	
b Applied to undistributed income of prior years (Election required—see instructions). . . . .		0		
c Treated as distributions out of corpus (Election required—see instructions). . . . .	0			
d Applied to 2012 distributable amount. . . . .				371,953
e Remaining amount distributed out of corpus	19,578			
5 Excess distributions carryover applied to 2012 (If an amount appears in column (d), the same amount must be shown in column (a).)	0			0
6 Enter the net total of each column as indicated below:				
a Corpus Add lines 3f, 4c, and 4e Subtract line 5	19,578			
b Prior years' undistributed income Subtract line 4b from line 2b. . . . .		0		
c Enter the amount of prior years' undistributed income for which a notice of deficiency has been issued, or on which the section 4942(a) tax has been previously assessed. . . . .		0		
d Subtract line 6c from line 6b Taxable amount—see instructions . . . . .		0		
e Undistributed income for 2011 Subtract line 4a from line 2a Taxable amount—see instructions . . . . .			0	
f Undistributed income for 2012 Subtract lines 4d and 5 from line 1 This amount must be distributed in 2013. . . . .				0
7 Amounts treated as distributions out of corpus to satisfy requirements imposed by section 170(b)(1)(F) or 4942(g)(3) (see instructions). . . . .	0			
8 Excess distributions carryover from 2007 not applied on line 5 or line 7 (see instructions). . . .	0			
9 Excess distributions carryover to 2013. Subtract lines 7 and 8 from line 6a. . . . .	19,578			
10 Analysis of line 9				
a Excess from 2008. . . .				
b Excess from 2009. . . .				
c Excess from 2010. . . .				
d Excess from 2011. . . .				
e Excess from 2012. . . .	19,578			

Part XIV

Private Operating Foundations (see instructions and Part VII-A, question 9)

1a

If the foundation has received a ruling or determination letter that it is a private operating foundation, and the ruling is effective for 2012, enter the date of the ruling.

b

Check box to indicate whether the organization is a private operating foundation described in section 4942(j)(3) or 4942(j)(5)

☐ 4942(j)(3) or ☐ 4942(j)(5)

2a	Enter the lesser of the adjusted net income from Part I or the minimum investment return from Part X for each year listed.	Tax year	Prior 3 years			(e) Total
		(a) 2012	(b) 2011	(c) 2010	(d) 2009	
b	85% of line 2a					
c	Qualifying distributions from Part XII, line 4 for each year listed.					
d	Amounts included in line 2c not used directly for active conduct of exempt activities.					
e	Qualifying distributions made directly for active conduct of exempt activities. Subtract line 2d from line 2c.					
3	Complete 3a, b, or c for the alternative test relied upon					
a	"Assets" alternative test—enter					
	(1) Value of all assets					
	(2) Value of assets qualifying under section 4942(j)(3)(B)(i)					
b	"Endowment" alternative test— enter 2/3 of minimum investment return shown in Part X, line 6 for each year listed.					
c	"Support" alternative test—enter					
	(1) Total support other than gross investment income (interest, dividends, rents, payments on securities loans (section 512(a)(5)), or royalties).					
	(2) Support from general public and 5 or more exempt organizations as provided in section 4942(j)(3)(B)(iii).					
	(3) Largest amount of support from an exempt organization					
	(4) Gross investment income					

Part XV

Supplementary Information (Complete this part only if the organization had \$5,000 or more in assets at any time during the year—see instructions.)

1

Information Regarding Foundation Managers:

a

List any managers of the foundation who have contributed more than 2% of the total contributions received by the foundation before the close of any tax year (but only if they have contributed more than \$5,000) (See section 507(d)(2) )

JANE S FONDA

b

List any managers of the foundation who own 10% or more of the stock of a corporation (or an equally large portion of the ownership of a partnership or other entity) of which the foundation has a 10% or greater interest

2

Information Regarding Contribution, Grant, Gift, Loan, Scholarship, etc., Programs:

Check here ☒ if the foundation only makes contributions to preselected charitable organizations and does not accept unsolicited requests for funds. If the foundation makes gifts, grants, etc. (see instructions) to individuals or organizations under other conditions, complete items 2a, b, c, and d.

a

The name, address, and telephone number of the person to whom applications should be addressed

b

The form in which applications should be submitted and information and materials they should include

c

Any submission deadlines

d

Any restrictions or limitations on awards, such as by geographical areas, charitable fields, kinds of institutions, or other factors

Part XV

Supplementary Information (continued)

3 Grants and Contributions Paid During the Year or Approved for Future Payment

Recipient	If recipient is an individual, show any relationship to any foundation manager or substantial contributor	Foundation status of recipient	Purpose of grant or contribution	Amount
Name and address (home or business)				
a Paid during the year See Additional Data Table				
Total . . . . .			3a	391,470
b Approved for future payment				
Total . . . . .			3b	0

Enter gross amounts unless otherwise indicated

## Part XVI-B Relationship of Activities to the Accomplishment of Exempt Purposes

Form **990-PF** (2012)

<b>1</b> Did the organization directly or indirectly engage in any of the following with any other organization described in section 501(c) of the Code (other than section 501(c)(3) organizations) or in section 527, relating to political organizations?		<b>Yes</b>	<b>No</b>
<b>a</b> Transfers from the reporting foundation to a noncharitable exempt organization of			
<b>(1)</b> Cash.	<b>1a(1)</b>		<b>No</b>
<b>(2)</b> Other assets.	<b>1a(2)</b>		<b>No</b>
<b>b</b> Other transactions			
<b>(1)</b> Sales of assets to a noncharitable exempt organization.	<b>1b(1)</b>		<b>No</b>
<b>(2)</b> Purchases of assets from a noncharitable exempt organization.	<b>1b(2)</b>		<b>No</b>
<b>(3)</b> Rental of facilities, equipment, or other assets.	<b>1b(3)</b>		<b>No</b>
<b>(4)</b> Reimbursement arrangements.	<b>1b(4)</b>		<b>No</b>
<b>(5)</b> Loans or loan guarantees.	<b>1b(5)</b>		<b>No</b>
<b>(6)</b> Performance of services or membership or fundraising solicitations.	<b>1b(6)</b>		<b>No</b>
<b>c</b> Sharing of facilities, equipment, mailing lists, other assets, or paid employees.	<b>1c</b>		<b>No</b>
<b>d</b> If the answer to any of the above is "Yes," complete the following schedule. Column <b>(b)</b> should always show the fair market value of the goods, other assets, or services given by the reporting foundation. If the foundation received less than fair market value in any transaction or sharing arrangement, show in column <b>(d)</b> the value of the goods, other assets, or services received.			

[illegible]

**2a** Is the foundation directly or indirectly affiliated with, or related to, one or more tax-exempt organizations described in section 501(c) of the Code (other than section 501(c)(3)) or in section 527? . . . ☐ Yes ☒ No

**b** If "Yes," complete the following schedule

(a) Name of organization	(b) Type of organization	(c) Description of relationship

**Sign  
Here**

Under penalties of perjury, I declare that I have examined this return, including accompanying schedules and statements, and to the best of my knowledge and belief, it is true, correct, and complete. Declaration of preparer (other than taxpayer or fiduciary) is based on all information of which preparer has any knowledge.

\* \* \* \* \*

2013-11-08

\* \* \* \* \*

Signature of officer or trustee

Date

## Title

May the IRS discuss this return with the preparer shown below (see instr )? ☒ **Yes** ☐ **No**

**Paid  
Preparer  
Use  
Only**

<b>Paid Preparer Use Only</b>	Print/Type preparer's name	Preparer's Signature	Date	Check if self-employed <input checked="checked" type="checkbox"/>	PTIN  P00436053
	LESTER J KNISPEL	LESTER J KNISPEL			
	Firm's name <input type="checkbox"/>	BOULEVARD MANAGEMENT		Firm's EIN <input type="checkbox"/> 95-3892328	
		21731 VENTURA BLVD SUITE 300			
	Firm's address <input type="checkbox"/>	WOODLAND HILLS, CA 913641851		Phone no (818) 592-2000	

Form 990PF Part IV - Capital Gains and Losses for Tax on Investment Income - Columns a - d

(a) List and describe the kind(s) of property sold (e g , real estate, 2-story brick warehouse, or common stock, 200 shs MLC Co )	(b) How acquired P—Purchase D—Donation	(c) Date acquired (mo , day, yr )	(d) Date sold (mo , day, yr )
KRAFT FDS GRP 0	P	2008-08-19	2012-10-01
INTUITIVE SURGICAL INC 1	P	2010-08-31	2012-09-19
INTL BUSINESS MACHS CORP 2	P	2009-05-18	2012-09-20
MCDONALDS CORP COM 20	P	2009-10-22	2012-10-03
PANERA BREAD COMPANYCLASS A 25	P	2012-01-26	2012-10-09
MCDONALDS CORP COM 35	P	2008-07-11	2012-10-03
OCCIDENTAL PETE CORP 40	P	2010-05-07	2012-11-02
BECTON DICKINSON & CO COM 45	P	2008-07-11	2012-08-17
DEVON ENERGY CORP COM STK 45	P	2010-06-11	2012-05-24
CERNER CORP 46	P	2011-03-11	2012-06-28
DEERE & CO COM 50	P	2010-03-23	2012-08-16
SMUCKER J M CO COM 50	P	2009-12-11	2012-02-16
TJX COS INC NEW COM 50	P	2010-05-24	2012-08-16
MEAD JOHNSON NUTRITION CO 55	P	2011-08-16	2012-12-19
T-ROWE PRICE GROUP INC 60	P	2008-08-05	2012-02-08
CHECK POINT SOFTWARE TECHNOLOG 65	P	2011-08-16	2012-10-23
TERADATA CORP 65	P	2011-09-28	2012-10-24
DU PONT E I DENEMOURS & CO COM 70	P	2011-02-18	2012-11-02
ST JUDE MED INC COM 70	P	2011-05-18	2012-03-14
JUNIPER NETWORKS INC COM STK 90	P	2009-05-27	2012-05-18
WALGREEN CO COM 100	P	2011-08-22	2012-09-19
STARBUCKS CORP COM 120	P	2010-06-18	2012-01-26
FASTENAL CO COM 130	P	2010-04-19	2012-02-09
ARM HOLDINGS PLC CAMBRIDGE ADR 135	P	2011-12-01	2012-12-27
CISCO SYSTEMS INC 255	P	2011-06-20	2012-10-09
ATLANTIA SPA UNSPONSORED ADR 0	P	2011-02-14	2012-06-14
KOC HOLDINGS AS 0	P	2012-06-06	2012-06-19
MEDICLINIC INTERNATIONAL LIMIT 0	P	2012-08-02	2012-10-22
WOLSELEY PLC ST HELIER ADR 0	P	2012-06-21	2012-12-11
BANCO DO BRASIL S A ADR 1	P	2011-01-07	2012-12-12

Form 990PF Part IV - Capital Gains and Losses for Tax on Investment Income - Columns a - d

(a) List and describe the kind(s) of property sold (e g , real estate, 2-story brick warehouse, or common stock, 200 shs MLC Co )	(b) How acquired P—Purchase D—Donation	(c) Date acquired (mo , day, yr )	(d) Date sold (mo , day, yr )
BHP BILLITON LTD ADR 1	P	2009-06-02	2012-02-24
CIELO S A ADR 1	P	2010-03-10	2012-08-09
GLAXO SMITHKLINE SPONS PLC ADR 1	P	2011-04-15	2012-11-02
ROGERS COMMUNICATIONS INC CAD 1	P	2009-12-23	2012-03-08
ROGERS COMMUNICATIONS INC CAD 1	P	2010-05-03	2012-03-08
ROGERS COMMUNICATIONS INC CAD 1	P	2011-09-16	2012-03-08
TOTAL S A SPON ADR 1	P	2009-11-20	2012-12-05
DANONE-SPONS ADR 2	P	2011-04-15	2012-07-26
GEA GROUP AG SPONSORED ADR 2	P	2011-09-16	2012-05-14
MITSUBISHI ESTATE CO LTD TOKYO 2	P	2009-09-10	2012-01-20
MITSUBISHI ESTATE CO LTD TOKYO 2	P	2009-11-20	2012-01-20
WM MORRISON SUPERMARKETS PLC 2	P	2009-12-23	2012-10-17
WM MORRISON SUPERMARKETS PLC 2	P	2011-04-15	2012-12-11
ROGERS COMMUNICATIONS INC CAD 2	P	2011-01-12	2012-03-08
TOTAL S A SPON ADR 2	P	2008-06-30	2012-12-05
DANONE-SPONS ADR 3	P	2011-01-07	2012-07-26
WM MORRISON SUPERMARKETS PLC 3	P	2011-01-07	2012-12-11
ROGERS COMMUNICATIONS INC CAD 3	P	2010-12-08	2012-03-08
TOTAL S A SPON ADR 3	P	2010-01-13	2012-12-05
TOTAL S A SPON ADR 3	P	2012-06-06	2012-12-05
TOTAL S A SPON ADR 4	P	2011-01-12	2012-12-05
TOTAL S A SPON ADR 4	P	2011-04-15	2012-12-05
FANUC LTD UNSPONSORED ADR 5	P	2009-05-01	2012-04-09
GLAXO SMITHKLINE SPONS PLC ADR 5	P	2010-04-30	2012-11-02
GLAXO SMITHKLINE SPONS PLC ADR 5	P	2011-01-12	2012-11-02
GLAXO SMITHKLINE SPONS PLC ADR 5	P	2009-03-27	2012-07-12
WM MORRISON SUPERMARKETS PLC 5	P	2010-07-12	2012-10-17
WM MORRISON SUPERMARKETS PLC 5	P	2011-01-12	2012-12-11
WM MORRISON SUPERMARKETS PLC 5	P	2011-09-16	2012-12-11
TURKCELL ILETISIM HIZMET 5	P	2011-01-12	2012-04-04



Form 990PF Part IV - Capital Gains and Losses for Tax on Investment Income - Columns a - d

(a) List and describe the kind(s) of property sold (e g , real estate, 2-story brick warehouse, or common stock, 200 shs MLC Co )	(b) How acquired P—Purchase D—Donation	(c) Date acquired (mo , day, yr )	(d) Date sold (mo , day, yr )
TELSTRA CORP ADR 5	P	2011-08-12	2012-08-10
TOTAL S A SPON ADR 5	P	2009-03-27	2012-12-05
TOTAL S A SPON ADR 5	P	2010-04-30	2012-12-05
TOTAL S A SPON ADR 5	P	2010-06-11	2012-12-05
WEICHA I PWR CO LTD ADR 5	P	2011-04-15	2012-07-06
BANCO DO BRASIL S A ADR 6	P	2011-09-16	2012-12-12
CIELO S A ADR 6	P	2010-05-27	2012-08-09
WM MORRISON SUPERMARKETS PLC 6	P	2012-06-06	2012-12-11
TELSTRA CORP ADR 6	P	2011-01-12	2012-08-02
DANONE-SPONS ADR 7	P	2011-09-16	2012-07-26
FANUC LTD UNSPONSORED ADR 7	P	2010-06-03	2012-05-01
GLAXO SMITHKLINE SPONS PLC ADR 7	P	2010-01-13	2012-07-12
WEICHA I PWR CO LTD ADR 7	P	2011-01-12	2012-07-06
MRV ENGENHARIA E PART ADR 8	P	2011-09-16	2012-08-03
WM MORRISON SUPERMARKETS PLC 8	P	2010-01-13	2012-10-17
WEICHA I PWR CO LTD ADR 8	P	2011-01-18	2012-07-06
GLAXO SMITHKLINE SPONS PLC ADR 9	P	2008-12-24	2012-06-01
WM MORRISON SUPERMARKETS PLC 9	P	2010-11-29	2012-12-11
ROGERS COMMUNICATIONS INC CAD 9	P	2010-01-13	2012-03-08
BANCO DO BRASIL S A ADR 10	P	2011-01-12	2012-12-12
DANONE-SPONS ADR 11	P	2011-01-12	2012-07-26
GLAXO SMITHKLINE SPONS PLC ADR 11	P	2009-03-27	2012-06-01
WM MORRISON SUPERMARKETS PLC 11	P	2010-11-29	2012-10-17
TELSTRA CORP ADR 11	P	2012-06-06	2012-08-10
TELSTRA CORP ADR 11	P	2011-02-18	2012-08-02
BANCO DO BRASIL S A ADR 12	P	2011-04-15	2012-12-12
ORICA LTD ADR 12	P	2012-02-24	2012-11-16
WM MORRISON SUPERMARKETS PLC 13	P	2010-09-21	2012-10-17
TOTAL S A SPON ADR 13	P	2011-02-24	2012-12-05
CIELO S A ADR 14	P	2010-03-09	2012-08-09

**Form 990PF Part IV - Capital Gains and Losses for Tax on Investment Income - Columns a - d**

<b>(a)</b> List and describe the kind(s) of property sold (e g , real estate, 2-story brick warehouse, or common stock, 200 shs MLC Co )	<b>(b)</b> How acquired P—Purchase D—Donation	<b>(c)</b> Date acquired (mo , day, yr )	<b>(d)</b> Date sold (mo , day, yr )
RYAN AIR HLDG PLC ADR REPR 5 SHS 14	P	2011-06-29	2012-04-16
FANUC LTD UNSPONSORED ADR 15	P	2009-11-20	2012-05-01
ROYAL DUTCH SH A 15	P	2010-04-27	2012-04-17
SAP AG, WALLDORF/BADEN ADR 15	P	2009-09-09	2012-11-30
XSTRATA PLC ADR 15	P	2010-04-30	2012-06-11
BHP BILLITON LTD ADR 16	P	2009-05-08	2012-02-24
CANON INC ADR 16	P	2009-02-05	2012-07-09
SOFTBANK CORP UNSPONSORED ADR 16	P	2012-07-13	2012-10-15
TURKCELL ILETISIM HIZMET 16	P	2009-03-27	2012-04-04
TELSTRA CORP ADR 16	P	2011-04-15	2012-08-10
BRITISH SKY BROADCASTING GROUP 17	P	2011-10-20	2012-09-20
WM MORRISON SUPERMARKETS PLC 17	P	2012-05-11	2012-12-11
GLAXO SMITHKLINE SPONS PLC ADR 18	P	2010-02-02	2012-07-12
TELSTRA CORP ADR 18	P	2011-09-16	2012-08-10
TELSTRA CORP ADR 18	P	2010-11-26	2012-08-02
BAYERISCHE MOTOREN WERKE AG 20	P	2011-02-08	2012-06-05
GEA GROUP AG SPONSORED ADR 20	P	2011-08-04	2012-05-14
MITSUBISHI ESTATE CO LTD TOKYO 20	P	2009-05-01	2012-01-20
CIELO S A ADR 21	P	2010-03-09	2012-05-16
MRV ENGENHARIA E PART ADR 21	P	2011-09-29	2012-08-03
TURKIYE GARANTI BANKASI AS ADR 21	P	2011-09-16	2012-04-30
GLAXO SMITHKLINE SPONS PLC ADR 23	P	2010-02-02	2012-11-02
KASIKORNBANK PUBLIC CO LTD UNSPO 23	P	2011-12-14	2012-05-11
ROGERS COMMUNICATIONS INC CAD 23	P	2009-11-05	2012-03-08
MRV ENGENHARIA E PART ADR 24	P	2011-06-24	2012-08-03
VALEO SPONSORED ADR 24	P	2011-05-31	2012-10-10
MR PRICE GROUP LTD UNSPONSORED 25	P	2011-07-21	2012-05-10
MRV ENGENHARIA E PART ADR 25	P	2011-06-14	2012-08-03
TOTAL S A ADR 25	P	2008-06-30	2012-02-22
WEICHAI PWR CO LTD ADR 27	P	2011-04-12	2012-07-06

Form 990PF Part IV - Capital Gains and Losses for Tax on Investment Income - Columns a - d

(a) List and describe the kind(s) of property sold (e g , real estate, 2-story brick warehouse, or common stock, 200 shs MLC Co )	(b) How acquired P—Purchase D—Donation	(c) Date acquired (mo , day, yr )	(d) Date sold (mo , day, yr )
DANONE-SPONS ADR 28	P	2010-08-03	2012-07-26
DAITO TRUST CONSTRUCTION CO LTD 28	P	2010-06-22	2012-02-02
MITSUBISHI ESTATE CO LTD TOKYO 28	P	2009-11-20	2012-01-31
MITSUBISHI ESTATE CO LTD TOKYO 28	P	2009-09-10	2012-01-20
MRV ENGENHARIA E PART ADR 28	P	2011-06-14	2012-02-07
BAYERISCHE MOTOREN WERKE AG 30	P	2011-02-08	2012-02-08
MITSUBISHI ESTATE CO LTD TOKYO 30	P	2011-01-12	2012-01-31
BANCO DO BRASIL S A ADR 31	P	2011-04-06	2012-12-12
BANCO DO BRASIL S A ADR 32	P	2010-06-21	2012-12-12
BANCO DO BRASIL S A ADR 32	P	2010-08-20	2012-12-12
WEICHAI PWR CO LTD ADR 35	P	2010-08-19	2012-07-06
CIELO S A ADR 40	P	2010-03-09	2012-03-30
CREDIT SUISSE GROUP ZUERICH ADR 41	P	2012-02-17	2012-06-15
FANUC LTD UNSPONSORED ADR 42	P	2009-06-03	2012-04-09
TURKCELL ILETISIM HIZMET 45	P	2008-09-24	2012-04-04
DANONE-SPONS ADR 46	P	2010-10-25	2012-07-26
XSTRATA PLC ADR 49	P	2011-01-12	2012-06-11
XSTRATA PLC ADR 53	P	2010-03-10	2012-06-11
SWEDBANK AB ADR 55	P	2011-04-13	2012-05-18
XSTRATA PLC ADR 56	P	2012-06-06	2012-06-11
ASSA ABLOY AB ADR 58	P	2010-02-08	2012-02-14
AXA ADR REPR 1/2 SHS 59	P	2011-10-27	2012-07-06
TELSTRA CORP ADR 72	P	2011-02-18	2012-08-10
TELSTRA CORP ADR 74	P	2010-11-26	2012-01-25
BANCO DO BRASIL S A ADR 76	P	2010-05-28	2012-12-12
JULIUS BAER GROUP LTD ADR 84	P	2011-09-30	2012-02-17
YAHOO JAPAN CORP UNSPONSORED ADR 93	P	2010-01-26	2012-04-04
XSTRATA PLC ADR 129	P	2010-08-19	2012-06-11
XSTRATA PLC ADR 155	P	2010-06-10	2012-06-11
XSTRATA PLC ADR 182	P	2011-10-27	2012-06-11

Form 990PF Part IV - Capital Gains and Losses for Tax on Investment Income - Columns a - d

(a) List and describe the kind(s) of property sold (e g , real estate, 2-story brick warehouse, or common stock, 200 shs MLC Co )	(b) How acquired P—Purchase D—Donation	(c) Date acquired (mo , day, yr )	(d) Date sold (mo , day, yr )
TURKIYE GARANTI BANKASI AS ADR 216	P	2011-06-09	2012-04-30
XSTRATA PLC ADR 262	P	2010-03-10	2012-02-24
DUKE ENERGY CORP NEW 0	P	2008-06-30	2012-07-03
KRAFT FDS GRP 0	P	2008-06-30	2012-10-01
KIMBERLY CLARK CORP 25	P	2008-06-30	2012-06-28
GENUINE PARTS CO COM 30	P	2008-06-30	2012-07-27
HEINZ H J CO COM 30	P	2008-06-30	2012-07-27
PHILLIPS 66 WI 35	P	2009-10-29	2012-06-11
VERIZON COMMUNICATIONS COM STK 50	P	2008-06-30	2012-06-28
BRISTOL MYERS SQUIBB CO USD 10 130	P	2008-06-30	2012-04-23
BRISTOL MYERS SQUIBB CO USD 10 140	P	2008-06-30	2012-09-14
NOKIA CORP ADR SHRS 230	P	2009-01-06	2012-04-17
AGEAS NV BRUXELLES ADR 0	P	2012-04-10	2012-08-07
CARREFOUR SA (F) SPONSORED ADR 0	P	2011-10-04	2012-07-31
VIVENDI SA UNSPONSORED ADR 0	P	2012-03-08	2012-06-18
NEWCREST MINING LTD SPONSORED AD 1	P	2008-07-02	2012-09-18
VODAFONE GP PLC ADS NEW 1	P	2008-07-01	2012-08-07
HOME RETAIL GROUP PLC ADR 3	P	2011-06-09	2012-10-24
TNT EXPRESS NV AMSTERDAM ADR 4	P	2011-07-19	2012-02-23
ASTRAZENECA PLC SPONS ADR 5	P	2010-01-11	2012-09-07
HACHIJUNI BK LTD ADR 5	P	2008-08-06	2012-11-27
KOREA ELEC PWR CO SPONS ADR 6	P	2008-10-29	2012-12-17
TRANSOCEAN LTD 6	P	2011-12-07	2012-04-03
SANOFI-AVENTIS ADR 6	P	2008-07-01	2012-08-09
TELKOM PT ADRREPRESENTING 20 ORD 7	P	2011-02-25	2012-04-26
TOYOTA MTR CORP COM STK 7	P	2010-09-08	2012-02-16
ASTRAZENECA PLC SPONS ADR 8	P	2010-01-11	2012-07-27
GLAXO SMITHKLINE SPONS PLC ADR 8	P	2010-01-08	2012-04-30
HACHIJUNI BK LTD ADR 8	P	2009-10-02	2012-11-27
TRANSOCEAN LTD 8	P	2011-12-07	2012-08-17

Form 990PF Part IV - Capital Gains and Losses for Tax on Investment Income - Columns a - d

(a) List and describe the kind(s) of property sold (e g , real estate, 2-story brick warehouse, or common stock, 200 shs MLC Co )	(b) How acquired P—Purchase D—Donation	(c) Date acquired (mo , day, yr )	(d) Date sold (mo , day, yr )
SEVEN & I HOLDINGS-UNSPN ADR 8	P	2012-02-09	2012-05-10
KINROSS GOLD CORP NEW 9	P	2009-10-30	2012-10-05
TELKOM PT ADRREPRESENTING 20 ORD 9	P	2011-02-17	2012-04-17
SANOFI-AVENTIS ADR 10	P	2008-07-01	2012-07-13
VODAFONE GP PLC ADS NEW 11	P	2008-07-22	2012-08-07
HACHIJUNI BK LTD ADR 12	P	2008-08-06	2012-10-19
SANOFI-AVENTIS ADR 13	P	2008-07-01	2012-03-08
VIVENDI SA UNSPONSORED ADR 13	P	2012-03-08	2012-07-13
CAMECO CORP CAD COM 14	P	2010-04-06	2012-02-23
TELKOM PT ADRREPRESENTING 20 ORD 14	P	2011-02-17	2012-04-26
ASTRAZENECA PLC SPONS ADR 15	P	2010-01-14	2012-09-07
BARRICK GOLD CORP COM 17	P	2008-09-16	2012-09-18
TRANSOCEAN LTD 17	P	2011-12-08	2012-08-17
ASTRAZENECA PLC SPONS ADR 18	P	2010-04-22	2012-09-07
TELKOM PT ADRREPRESENTING 20 ORD 18	P	2011-02-25	2012-07-06
HOME RETAIL GROUP PLC ADR 19	P	2011-01-06	2012-10-24
VODAFONE GP PLC ADS NEW 19	P	2008-07-01	2012-01-05
CAMECO CORP CAD COM 20	P	2010-02-10	2012-02-23
KOREA ELEC PWR CO SPONS ADR 20	P	2010-11-23	2012-12-31
NOKIA CORP ADR SHRS 21	P	2010-05-24	2012-09-21
NEXEN INC COM 22	P	2011-06-27	2012-07-23
SK TELECOM CO LTD AD 22	P	2008-07-01	2012-10-16
CAMECO CORP CAD COM 23	P	2008-09-15	2012-02-23
MARINE HARVEST ASA UNSPONSORED 23	P	2011-08-24	2012-12-04
NEWCREST MINING LTD SPONSORED AD 24	P	2008-08-13	2012-09-18
TNT EXPRESS NV AMSTERDAM ADR 24	P	2011-08-25	2012-02-27
HOME RETAIL GROUP PLC ADR 26	P	2011-06-09	2012-12-24
NEXEN INC COM 26	P	2010-10-04	2012-07-23
NEXEN INC COM 26	P	2011-09-27	2012-07-23
ASTRAZENECA PLC SPONS ADR 29	P	2011-02-08	2012-09-07

Form 990PF Part IV - Capital Gains and Losses for Tax on Investment Income - Columns a - d

(a) List and describe the kind(s) of property sold (e g , real estate, 2-story brick warehouse, or common stock, 200 shs MLC Co )	(b) How acquired P—Purchase D—Donation	(c) Date acquired (mo , day, yr )	(d) Date sold (mo , day, yr )
HOME RETAIL GROUP PLC ADR 29	P	2011-04-01	2012-10-24
MARINE HARVEST ASA UNSPONSORED 29	P	2011-08-24	2012-06-22
NOKIA CORP ADR SHRS 30	P	2010-04-30	2012-09-21
NOKIA CORP ADR SHRS 31	P	2009-07-20	2012-09-21
NEXEN INC COM 31	P	2009-01-28	2012-07-23
NEXEN INC COM 31	P	2011-12-12	2012-07-23
TNT EXPRESS NV AMSTERDAM ADR 31	P	2011-09-30	2012-02-27
NOKIA CORP ADR SHRS 33	P	2009-02-19	2012-09-21
NEXEN INC COM 34	P	2009-10-28	2012-07-23
MS&AD INS GROUP HLDGS ADR 36	P	2008-07-02	2012-02-27
NEXEN INC COM 37	P	2010-05-18	2012-07-23
ALLIANZ SE ADR 38	P	2010-05-21	2012-11-27
NOKIA CORP ADR SHRS 39	P	2011-03-16	2012-09-21
CENTRAIS ELETRICAS BRASILEIRAS 43	P	2008-07-02	2012-12-03
HOME RETAIL GROUP PLC ADR 44	P	2011-01-06	2012-01-26
OAO GAZPROM ADR LEVEL 1 ADR 47	P	2010-10-15	2012-01-20
SEKISUI HOUSE LTD SPONS ADR 48	P	2008-07-02	2012-04-17
ING GROEP NV ADR 49	P	2012-05-09	2012-09-18
KINROSS GOLD CORP NEW 50	P	2009-08-17	2012-10-05
SOCIETE GENERALE PARIS ADR 50	P	2009-01-16	2012-02-08
CENTRAIS ELETRICAS BRASILEIRAS 51	P	2008-09-10	2012-12-03
CENTRAIS ELETRICAS BRASILEIRAS 52	P	2008-10-13	2012-12-03
CARREFOUR SA (F) SPONSORED ADR 59	P	2009-10-22	2012-08-31
TNT EXPRESS NV AMSTERDAM ADR 59	P	2011-08-25	2012-02-23
NOKIA CORP ADR SHRS 64	P	2009-11-18	2012-09-21
SOCIETE GENERALE PARIS ADR 67	P	2010-05-17	2012-02-08
UBS AG-REG 70	P	2008-07-01	2012-11-02
CARREFOUR SA (F) SPONSORED ADR 77	P	2009-09-25	2012-08-31
KOREA ELEC PWR CO SPONS ADR 77	P	2008-10-29	2012-12-31
NOKIA CORP ADR SHRS 78	P	2009-01-30	2012-09-21

Form 990PF Part IV - Capital Gains and Losses for Tax on Investment Income - Columns a - d

(a) List and describe the kind(s) of property sold (e g , real estate, 2-story brick warehouse, or common stock, 200 shs MLC Co )	(b) How acquired P—Purchase D—Donation	(c) Date acquired (mo , day, yr )	(d) Date sold (mo , day, yr )
CARREFOUR SA (F) SPONSORED ADR 79	P	2009-10-05	2012-08-31
NOKIA CORP ADR SHRS 81	P	2011-05-31	2012-09-21
KOREA ELEC PWR CO SPONS ADR 84	P	2008-10-29	2012-12-17
NOKIA CORP ADR SHRS 84	P	2011-02-11	2012-09-21
TNT EXPRESS NV AMSTERDAM ADR 150	P	2011-07-19	2012-02-17
POLYUS GOLD INTL LTDGDR 155	P	2011-07-26	2012-12-27
TIME WRNR CBL 1,084	P	1998-09-21	2012-11-06
AOL INC 1,611	P	1998-09-21	2012-11-06
TIME WARNER INC 4,324	P	1998-09-21	2012-11-06
TIME WARNER INC 4,325	P	1998-09-21	2012-11-07
KRAFT FDS GRP 0	P	2008-08-19	2012-10-01
INTL BUSINESS MACHS CORP 3	P	2009-05-18	2012-09-20
INTUITIVE SURGICAL INC 5	P	2010-08-31	2012-09-19
SMUCKER J M CO COM 10	P	2011-05-18	2012-02-16
SMUCKER J M CO COM 15	P	2011-05-13	2012-02-16
BECTON DICKINSON & CO COM 20	P	2011-05-13	2012-08-17
CERNER CORP 20	P	2011-05-13	2012-06-28
CERNER CORP 20	P	2011-05-18	2012-06-28
OCCIDENTAL PETE CORP 20	P	2011-05-18	2012-11-02
DEERE & CO COM 25	P	2011-05-13	2012-08-16
OCCIDENTAL PETE CORP 25	P	2011-05-13	2012-11-02
BECTON DICKINSON & CO COM 30	P	2011-05-18	2012-08-17
DEERE & CO COM 30	P	2011-05-18	2012-08-16
DEVON ENERGY CORP COM STK 30	P	2011-05-13	2012-05-24
MCDONALDS CORP COM 30	P	2011-05-18	2012-10-03
DEVON ENERGY CORP COM STK 35	P	2011-05-18	2012-05-24
MCDONALDS CORP COM 35	P	2009-10-22	2012-10-03
MCDONALDS CORP COM 40	P	2008-06-30	2012-10-03
MCDONALDS CORP COM 40	P	2011-05-13	2012-10-03
T-ROWE PRICE GROUP INC 40	P	2011-05-13	2012-02-08

Form 990PF Part IV - Capital Gains and Losses for Tax on Investment Income - Columns a - d

(a) List and describe the kind(s) of property sold (e g , real estate, 2-story brick warehouse, or common stock, 200 shs MLC Co )	(b) How acquired P—Purchase D—Donation	(c) Date acquired (mo , day, yr )	(d) Date sold (mo , day, yr )
T-ROWE PRICE GROUP INC 40	P	2011-05-18	2012-02-08
DU PONT E I DENEMOURS & CO COM 50	P	2011-05-13	2012-11-02
DU PONT E I DENEMOURS & CO COM 55	P	2011-05-18	2012-11-02
FASTENAL CO COM 60	P	2011-05-13	2012-02-09
JUNIPER NETWORKS INC COM STK 65	P	2011-05-18	2012-05-18
STARBUCKS CORP COM 65	P	2011-05-13	2012-01-26
STARBUCKS CORP COM 65	P	2011-05-18	2012-01-26
FASTENAL CO COM 70	P	2011-05-18	2012-02-09
JUNIPER NETWORKS INC COM STK 70	P	2011-05-13	2012-05-18
OCCIDENTAL PETE CORP 75	P	2010-05-07	2012-11-02
CERNER CORP 82	P	2011-03-11	2012-06-28
DEERE & CO COM 85	P	2010-03-23	2012-08-16
DEVON ENERGY CORP COM STK 85	P	2010-06-11	2012-05-24
PANERA BREAD COMPANYCLASS A 85	P	2012-01-26	2012-10-09
BECTON DICKINSON & CO COM 90	P	2008-06-30	2012-08-17
SMUCKER J M CO COM 100	P	2009-12-11	2012-02-16
T-ROWE PRICE GROUP INC 115	P	2008-08-05	2012-02-08
DU PONT E I DENEMOURS & CO COM 130	P	2011-02-18	2012-11-02
STARBUCKS CORP COM 150	P	2010-06-18	2012-01-26
TJX COS INC NEW COM 155	P	2010-05-24	2012-08-16
JUNIPER NETWORKS INC COM STK 165	P	2009-05-27	2012-05-18
MEAD JOHNSON NUTRITION CO 165	P	2011-08-16	2012-12-19
TERADATA CORP 190	P	2011-09-28	2012-10-24
CHECK POINT SOFTWARE TECHNOLOG 200	P	2011-08-16	2012-10-23
ST JUDE MED INC COM 235	P	2011-05-18	2012-03-14
FASTENAL CO COM 240	P	2010-04-19	2012-02-09
WALGREEN CO COM 305	P	2011-08-22	2012-09-19
ARM HOLDINGS PLC CAMBRIDGE ADR 405	P	2011-12-01	2012-12-27
CISCO SYSTEMS INC 785	P	2011-06-20	2012-10-09
ATLANTIA SPA UNSPONSORED ADR 0	P	2011-02-14	2012-06-14



Form 990PF Part IV - Capital Gains and Losses for Tax on Investment Income - Columns a - d

(a) List and describe the kind(s) of property sold (e g , real estate, 2-story brick warehouse, or common stock, 200 shs MLC Co )	(b) How acquired P—Purchase D—Donation	(c) Date acquired (mo , day, yr )	(d) Date sold (mo , day, yr )
CIELO S A ADR 0	P	2011-05-13	2012-05-03
KOC HOLDINGS AS 0	P	2012-06-06	2012-06-19
MEDICLINIC INTERNATIONAL LIMIT 0	P	2012-08-02	2012-10-22
WOLSELEY PLC ST HELIER ADR 0	P	2012-06-21	2012-12-11
CIELO S A ADR 1	P	2010-03-10	2012-03-30
CIELO S A ADR 1	P	2010-05-27	2012-03-30
ROGERS COMMUNICATIONS INC CAD 1	P	2009-12-23	2012-03-08
ROGERS COMMUNICATIONS INC CAD 1	P	2010-05-03	2012-03-08
ROGERS COMMUNICATIONS INC CAD 1	P	2011-01-07	2012-03-08
TELSTRA CORP ADR 1	P	2011-01-07	2012-08-02
TOTAL S A SPON ADR 1	P	2011-09-16	2012-12-05
GLAXO SMITHKLINE SPONS PLC ADR 2	P	2011-04-15	2012-11-02
TURKCELL ILETISIM HIZMET 2	P	2011-09-16	2012-04-04
TOTAL S A SPON ADR 2	P	2009-11-20	2012-12-05
BANCO DO BRASIL S A ADR 3	P	2011-01-07	2012-12-12
WM MORRISON SUPERMARKETS PLC 3	P	2011-04-15	2012-10-17
WM MORRISON SUPERMARKETS PLC 3	P	2011-04-15	2012-12-11
TOTAL S A SPON ADR 3	P	2009-01-02	2012-12-05
GEA GROUP AG SPONSORED ADR 4	P	2011-09-16	2012-05-14
ROGERS COMMUNICATIONS INC CAD 4	P	2011-01-12	2012-03-08
TOTAL S A ADR 4	P	2009-01-02	2012-02-22
DANONE-SPONS ADR 5	P	2011-01-07	2012-07-26
DANONE-SPONS ADR 5	P	2011-04-15	2012-07-26
GLAXO SMITHKLINE SPONS PLC ADR 5	P	2010-04-30	2012-11-02
ROGERS COMMUNICATIONS INC CAD 5	P	2010-12-08	2012-03-08
TURKCELL ILETISIM HIZMET 5	P	2011-01-12	2012-04-04
TOTAL S A SPON ADR 5	P	2009-03-27	2012-12-05
TOTAL S A SPON ADR 5	P	2010-04-30	2012-12-05
WEICHAI PWR CO LTD ADR 5	P	2011-09-16	2012-07-06
WM MORRISON SUPERMARKETS PLC 6	P	2011-01-07	2012-10-17

Form 990PF Part IV - Capital Gains and Losses for Tax on Investment Income - Columns a - d

(a) List and describe the kind(s) of property sold (e g , real estate, 2-story brick warehouse, or common stock, 200 shs MLC Co )	(b) How acquired P—Purchase D—Donation	(c) Date acquired (mo , day, yr )	(d) Date sold (mo , day, yr )
TOTAL S A SPON ADR 6	P	2010-01-13	2012-12-05
BHP BILLITON LTD ADR 7	P	2009-06-02	2012-02-24
TOTAL S A SPON ADR 7	P	2012-06-06	2012-12-05
CREDIT SUISSE GROUP ZUERICH ADR 8	P	2012-06-06	2012-06-15
GLAXO SMITHKLINE SPONS PLC ADR 8	P	2009-03-27	2012-07-12
WM MORRISON SUPERMARKETS PLC 8	P	2011-01-12	2012-10-17
TOTAL S A SPON ADR 8	P	2011-04-15	2012-12-05
GLAXO SMITHKLINE SPONS PLC ADR 9	P	2009-03-12	2012-06-01
WM MORRISON SUPERMARKETS PLC 9	P	2010-07-12	2012-10-17
TELSTRA CORP ADR 9	P	2010-11-26	2012-08-02
FANUC LTD UNSPONSORED ADR 10	P	2009-05-01	2012-04-09
FANUC LTD UNSPONSORED ADR 10	P	2009-11-20	2012-05-01
MITSUBISHI ESTATE CO LTD TOKYO 10	P	2011-09-16	2012-01-31
TOTAL S A SPON ADR 10	P	2010-06-11	2012-12-05
TOTAL S A SPON ADR 10	P	2011-01-12	2012-12-05
GLAXO SMITHKLINE SPONS PLC ADR 11	P	2011-01-12	2012-11-02
TELSTRA CORP ADR 11	P	2011-01-12	2012-08-02
BANCO DO BRASIL S A ADR 12	P	2011-09-16	2012-12-12
WM MORRISON SUPERMARKETS PLC 12	P	2012-06-06	2012-12-11
GLAXO SMITHKLINE SPONS PLC ADR 13	P	2010-01-13	2012-07-12
MITSUBISHI ESTATE CO LTD TOKYO 13	P	2009-09-10	2012-01-31
WM MORRISON SUPERMARKETS PLC 13	P	2011-09-16	2012-12-11
TELSTRA CORP ADR 13	P	2011-08-12	2012-08-10
WEICHAI PWR CO LTD ADR 13	P	2011-01-12	2012-07-06
MITSUBISHI ESTATE CO LTD TOKYO 14	P	2009-05-01	2012-01-20
DANONE-SPONS ADR 15	P	2011-09-16	2012-07-26
GLAXO SMITHKLINE SPONS PLC ADR 15	P	2009-03-27	2012-06-01
ROGERS COMMUNICATIONS INC CAD 15	P	2011-05-13	2012-03-08
WEICHAI PWR CO LTD ADR 15	P	2011-01-18	2012-07-06
WEICHAI PWR CO LTD ADR 15	P	2011-04-15	2012-07-06

Form 990PF Part IV - Capital Gains and Losses for Tax on Investment Income - Columns a - d

(a) List and describe the kind(s) of property sold (e g , real estate, 2-story brick warehouse, or common stock, 200 shs MLC Co )	(b) How acquired P—Purchase D—Donation	(c) Date acquired (mo , day, yr )	(d) Date sold (mo , day, yr )
DANONE-SPONS ADR 16	P	2010-08-03	2012-07-26
BANCO DO BRASIL S A ADR 17	P	2011-01-12	2012-12-12
FANUC LTD UNSPONSORED ADR 17	P	2009-11-20	2012-04-09
MRV ENGENHARIA E PART ADR 17	P	2011-09-16	2012-08-03
WEICHAI PWR CO LTD ADR 17	P	2011-05-13	2012-07-06
BAYERISCHE MOTOREN WERKE AG 19	P	2011-02-14	2012-06-05
ROGERS COMMUNICATIONS INC CAD 19	P	2010-01-13	2012-03-08
DANONE-SPONS ADR 20	P	2011-01-12	2012-07-26
GLAXO SMITHKLINE SPONS PLC ADR 20	P	2008-12-24	2012-06-01
MITSUBISHI ESTATE CO LTD TOKYO 20	P	2011-01-12	2012-01-31
XSTRATA PLC ADR 20	P	2010-03-10	2012-06-11
YAHOO JAPAN CORP UNSPONSORED ADR 22	P	2010-03-04	2012-04-04
CIELO S A ADR 23	P	2010-05-27	2012-08-09
TURKCELL ILETISIM HIZMET 23	P	2011-05-13	2012-04-04
TELSTRA CORP ADR 23	P	2012-06-06	2012-08-10
TOTAL S A SPON ADR 23	P	2011-02-24	2012-12-05
BANCO DO BRASIL S A ADR 24	P	2011-04-15	2012-12-12
TOTAL S A SPON ADR 24	P	2011-05-13	2012-12-05
CIELO S A ADR 25	P	2010-06-16	2012-08-09
WM MORRISON SUPERMARKETS PLC 25	P	2010-09-21	2012-10-17
XSTRATA PLC ADR 25	P	2010-04-30	2012-06-11
ORICA LTD ADR 26	P	2012-02-24	2012-11-16
BAYERISCHE MOTOREN WERKE AG 27	P	2011-02-08	2012-06-05
GLAXO SMITHKLINE SPONS PLC ADR 29	P	2011-05-13	2012-11-02
MITSUBISHI ESTATE CO LTD TOKYO 30	P	2011-05-13	2012-01-31
BHP BILLITON LTD ADR 31	P	2009-05-08	2012-02-24
GLAXO SMITHKLINE SPONS PLC ADR 31	P	2010-02-02	2012-11-02
TELSTRA CORP ADR 31	P	2011-04-15	2012-08-10
RYAN AIR HLDG PLC ADR REPR 5 SHS 32	P	2011-06-29	2012-04-16
TURKCELL ILETISIM HIZMET 32	P	2009-03-27	2012-04-04

Form 990PF Part IV - Capital Gains and Losses for Tax on Investment Income - Columns a - d

(a) List and describe the kind(s) of property sold (e g , real estate, 2-story brick warehouse, or common stock, 200 shs MLC Co )	(b) How acquired P—Purchase D—Donation	(c) Date acquired (mo , day, yr )	(d) Date sold (mo , day, yr )
SAP AG, WALLDORF/BADEN ADR 34	P	2009-09-09	2012-11-30
ROYAL DUTCH SH A 35	P	2010-04-27	2012-04-17
CANON INC ADR 37	P	2009-02-05	2012-07-09
MITSUBISHI ESTATE CO LTD TOKYO 37	P	2009-09-10	2012-01-20
SOFTBANK CORP UNSPONSORED ADR 37	P	2012-07-13	2012-10-15
WM MORRISON SUPERMARKETS PLC 38	P	2010-11-29	2012-10-17
WM MORRISON SUPERMARKETS PLC 39	P	2012-05-11	2012-12-11
BRITISH SKY BROADCASTING GROUP 40	P	2011-10-20	2012-09-20
WM MORRISON SUPERMARKETS PLC 40	P	2011-05-13	2012-12-11
FANUC LTD UNSPONSORED ADR 41	P	2010-06-03	2012-05-01
TELSTRA CORP ADR 42	P	2011-09-16	2012-08-10
ROGERS COMMUNICATIONS INC CAD 45	P	2009-11-05	2012-03-08
GEA GROUP AG SPONSORED ADR 46	P	2011-08-04	2012-05-14
TURKIYE GARANTI BANKASI AS ADR 47	P	2011-09-16	2012-04-30
CIELO S A ADR 48	P	2010-05-27	2012-05-16
GLAXO SMITHKLINE SPONS PLC ADR 48	P	2010-02-02	2012-07-12
MRV ENGENHARIA E PART ADR 49	P	2011-09-29	2012-08-03
WEICHAI PWR CO LTD ADR 50	P	2011-04-12	2012-07-06
TOTAL S A ADR 53	P	2008-06-30	2012-02-22
KASIKORNBANK PUBLIC CO LTD UNSPO 54	P	2011-12-15	2012-05-11
MRV ENGENHARIA E PART ADR 54	P	2011-06-24	2012-08-03
VALEO SPONSORED ADR 55	P	2011-05-31	2012-10-10
MR PRICE GROUP LTD UNSPONSORED 57	P	2011-07-21	2012-05-10
TELSTRA CORP ADR 58	P	2011-02-18	2012-08-02
MRV ENGENHARIA E PART ADR 59	P	2011-06-14	2012-08-03
BANCO DO BRASIL S A ADR 60	P	2010-08-20	2012-12-12
MITSUBISHI ESTATE CO LTD TOKYO 60	P	2009-11-20	2012-01-31
BANCO DO BRASIL S A ADR 62	P	2010-06-21	2012-12-12
BANCO DO BRASIL S A ADR 62	P	2011-04-06	2012-12-12
DAITO TRUST CONSTRUCTION CO LTD 63	P	2010-06-22	2012-02-02

Form 990PF Part IV - Capital Gains and Losses for Tax on Investment Income - Columns a - d

(a) List and describe the kind(s) of property sold (e g , real estate, 2-story brick warehouse, or common stock, 200 shs MLC Co )	(b) How acquired P—Purchase D—Donation	(c) Date acquired (mo , day, yr )	(d) Date sold (mo , day, yr )
MRV ENGENHARIA E PART ADR 63	P	2011-06-14	2012-02-07
MITSUBISHI ESTATE CO LTD TOKYO 66	P	2009-05-01	2012-01-20
BAYERISCHE MOTOREN WERKE AG 67	P	2011-02-08	2012-02-08
TELSTRA CORP ADR 69	P	2011-05-13	2012-08-10
BANCO DO BRASIL S A ADR 70	P	2011-05-13	2012-12-12
WEICHAI PWR CO LTD ADR 70	P	2010-08-19	2012-07-06
DANONE-SPONS ADR 71	P	2011-05-13	2012-07-26
FANUC LTD UNSPONSORED ADR 81	P	2009-06-03	2012-04-09
XSTRATA PLC ADR 87	P	2011-01-12	2012-06-11
CIELO S A ADR 88	P	2010-03-09	2012-03-30
TURKCELL ILETISIM HIZMET 89	P	2008-09-24	2012-04-04
DANONE-SPONS ADR 90	P	2010-10-25	2012-07-26
CREDIT SUISSE GROUP ZUERICH ADR 94	P	2012-02-17	2012-06-15
TELSTRA CORP ADR 101	P	2011-02-18	2012-08-10
SWEDBANK AB ADR 125	P	2011-04-13	2012-05-18
XSTRATA PLC ADR 126	P	2012-06-06	2012-06-11
ASSA ABLOY AB ADR 132	P	2010-02-08	2012-02-14
AXA ADR REPR 1/2 SHS 136	P	2011-10-27	2012-07-06
BANCO DO BRASIL S A ADR 146	P	2010-05-28	2012-12-12
TELSTRA CORP ADR 168	P	2010-11-26	2012-01-25
YAHOO JAPAN CORP UNSPONSORED ADR 190	P	2010-01-26	2012-04-04
JULIUS BAER GROUP LTD ADR 191	P	2011-09-30	2012-02-17
XSTRATA PLC ADR 236	P	2011-05-13	2012-06-11
XSTRATA PLC ADR 246	P	2010-08-19	2012-06-11
XSTRATA PLC ADR 301	P	2010-06-10	2012-06-11
XSTRATA PLC ADR 415	P	2011-10-27	2012-06-11
TURKIYE GARANTI BANKASI AS ADR 494	P	2011-06-09	2012-04-30
XSTRATA PLC ADR 597	P	2010-03-10	2012-02-24
ARCELOMITTAL 30,000	P	2010-08-20	2012-11-29
CALIFORNIA ST ECONOMIC RECOVERY 30,000	P	2011-10-26	2012-08-24

Form 990PF Part IV - Capital Gains and Losses for Tax on Investment Income - Columns a - d

(a) List and describe the kind(s) of property sold (e g , real estate, 2-story brick warehouse, or common stock, 200 shs MLC Co )	(b) How acquired P—Purchase D—Donation	(c) Date acquired (mo , day, yr )	(d) Date sold (mo , day, yr )
TELEFONICA EMIS SR UNS GLOBA 30,000	P	2010-08-20	2012-10-12
PROVINCE OF ONTARIO CANADA 30,000	P	2010-02-18	2012-05-16
CHEVRON CORP SR UNS GLOBAL 40,000	P	2009-02-26	2012-10-12
FEDERAL FARM CREDIT BANK 40,000	P	2011-10-19	2012-10-25
FEDERAL HOME LOAN BANK SYSTEM 40,000	P	2010-03-29	2012-11-29
GEN ELEC CAP CRP SER A GLOBAL 40,000	P	2009-12-18	2012-07-27
JPMORGAN CHASE & CO 40,000	P	2009-01-28	2012-03-02
ROYAL BK CANADA SER D 40,000	P	2010-09-29	2012-07-25
ONTARIO PROVINCE 50,000	P	2012-05-16	2012-09-20
DUKE ENERGY CORP NEW 0	P	2008-06-30	2012-07-03
KRAFT FDS GRP 0	P	2008-06-30	2012-10-01
HEINZ H J CO COM 55	P	2008-06-30	2012-07-27
GENUINE PARTS CO COM 60	P	2008-06-30	2012-07-27
KIMBERLY CLARK CORP 60	P	2008-06-30	2012-04-23
PHILLIPS 66 WI 70	P	2009-10-29	2012-06-11
VERIZON COMMUNICATIONS COM STK 90	P	2008-06-30	2012-06-28
BRISTOL MYERS SQUIBB CO USD 10 250	P	2008-06-30	2012-04-23
BRISTOL MYERS SQUIBB CO USD 10 270	P	2008-06-30	2012-09-14
NOKIA CORP ADR SHRS 430	P	2009-01-06	2012-04-17
AGEAS NV BRUXELLES ADR 0	P	2012-05-03	2012-08-07
CARREFOUR SA (F) SPONSORED ADR 0	P	2011-10-04	2012-07-31
VIVENDI SA UNSPONSORED ADR 0	P	2012-03-08	2012-06-18
NEWCREST MINING LTD SPONSORED AD 2	P	2008-07-02	2012-09-18
VODAFONE GP PLC ADS NEW 2	P	2008-07-01	2012-08-07
KINROSS GOLD CORP NEW 5	P	2009-10-30	2012-10-08
TNT EXPRESS NV AMSTERDAM ADR 7	P	2011-07-19	2012-02-23
ASTRAZENECA PLC SPONS ADR 9	P	2010-01-11	2012-09-07
HACHIJUNI BK LTD ADR 9	P	2008-08-06	2012-11-27
TRANSOCEAN LTD 10	P	2011-12-07	2012-04-03
KOREA ELEC PWR CO SPONS ADR 11	P	2008-10-29	2012-12-17

Form 990PF Part IV - Capital Gains and Losses for Tax on Investment Income - Columns a - d

(a) List and describe the kind(s) of property sold (e g , real estate, 2-story brick warehouse, or common stock, 200 shs MLC Co )	(b) How acquired P—Purchase D—Donation	(c) Date acquired (mo , day, yr )	(d) Date sold (mo , day, yr )
SANOFI-AVENTIS ADR 11	P	2008-07-01	2012-08-09
HOME RETAIL GROUP PLC ADR 12	P	2011-06-09	2012-10-24
TELKOM PT ADRREPRESENTING 20 ORD 12	P	2011-02-25	2012-04-26
TOYOTA MTR CORP COM STK 13	P	2010-09-08	2012-02-16
GLAXO SMITHKLINE SPONS PLC ADR 15	P	2010-01-08	2012-04-30
HACHIJUNI BK LTD ADR 15	P	2009-10-02	2012-11-27
ASTRAZENECA PLC SPONS ADR 16	P	2010-01-11	2012-07-27
SEVEN & I HOLDINGS-UNSPN ADR 17	P	2012-02-09	2012-05-10
TELKOM PT ADRREPRESENTING 20 ORD 17	P	2011-02-17	2012-04-17
TRANSOCEAN LTD 18	P	2011-12-07	2012-08-17
SANOFI-AVENTIS ADR 19	P	2008-07-01	2012-07-13
VODAFONE GP PLC ADS NEW 21	P	2008-07-22	2012-08-07
HACHIJUNI BK LTD ADR 24	P	2008-08-06	2012-10-18
SANOFI-AVENTIS ADR 25	P	2008-07-01	2012-03-08
CAMECO CORP CAD COM 26	P	2010-04-06	2012-02-23
VIVENDI SA UNSPONSORED ADR 26	P	2012-03-08	2012-07-13
TELKOM PT ADRREPRESENTING 20 ORD 28	P	2011-02-17	2012-04-26
ASTRAZENECA PLC SPONS ADR 29	P	2010-01-14	2012-09-07
CENTRAIS ELETRICAS BRASILEIRAS 29	P	2008-07-02	2012-11-30
TRANSOCEAN LTD 31	P	2011-12-08	2012-08-17
BARRICK GOLD CORP COM 32	P	2008-09-16	2012-09-18
ASTRAZENECA PLC SPONS ADR 33	P	2010-04-22	2012-09-07
TELKOM PT ADRREPRESENTING 20 ORD 35	P	2011-02-25	2012-07-06
HOME RETAIL GROUP PLC ADR 36	P	2011-01-06	2012-10-24
VODAFONE GP PLC ADS NEW 37	P	2008-07-01	2012-01-05
CAMECO CORP CAD COM 38	P	2010-02-10	2012-02-23
NOKIA CORP ADR SHRS 40	P	2010-05-24	2012-09-24
NEXEN INC COM 42	P	2011-06-27	2012-07-23
SK TELECOM CO LTD AD 42	P	2008-07-01	2012-10-16
CAMECO CORP CAD COM 44	P	2008-09-15	2012-02-23

Form 990PF Part IV - Capital Gains and Losses for Tax on Investment Income - Columns a - d

(a) List and describe the kind(s) of property sold (e g , real estate, 2-story brick warehouse, or common stock, 200 shs MLC Co )	(b) How acquired P—Purchase D—Donation	(c) Date acquired (mo , day, yr )	(d) Date sold (mo , day, yr )
MARINE HARVEST ASA UNSPONSORED 45	P	2011-08-24	2012-12-04
NEWCREST MINING LTD SPONSORED AD 45	P	2008-08-13	2012-09-18
TNT EXPRESS NV AMSTERDAM ADR 45	P	2011-08-25	2012-02-24
HOME RETAIL GROUP PLC ADR 48	P	2011-06-09	2012-12-24
NEXEN INC COM 50	P	2010-10-04	2012-07-23
NEXEN INC COM 50	P	2011-09-27	2012-07-23
CENTRAIS ELETRICAS BRASILEIRAS 54	P	2008-10-24	2012-11-30
HOME RETAIL GROUP PLC ADR 54	P	2011-04-01	2012-10-24
MARINE HARVEST ASA UNSPONSORED 55	P	2011-08-24	2012-06-22
ASTRAZENECA PLC SPONS ADR 56	P	2011-02-08	2012-09-07
NOKIA CORP ADR SHRS 58	P	2010-04-30	2012-09-24
NEXEN INC COM 58	P	2009-01-28	2012-07-23
NOKIA CORP ADR SHRS 59	P	2009-07-20	2012-09-24
NEXEN INC COM 59	P	2011-12-12	2012-07-23
TNT EXPRESS NV AMSTERDAM ADR 60	P	2011-09-30	2012-02-24
NOKIA CORP ADR SHRS 62	P	2009-02-19	2012-09-24
NEXEN INC COM 65	P	2009-10-28	2012-07-23
MS&AD INS GROUP HLDGS ADR 68	P	2008-07-02	2012-02-27
NEXEN INC COM 70	P	2010-05-18	2012-07-23
ALLIANZ SE ADR 72	P	2010-05-21	2012-11-27
NOKIA CORP ADR SHRS 74	P	2011-03-16	2012-09-24
HOME RETAIL GROUP PLC ADR 85	P	2011-01-06	2012-01-26
OAO GAZPROM ADR LEVEL 1 ADR 89	P	2010-10-15	2012-01-20
SEKISUI HOUSE LTD SPONS ADR 93	P	2008-07-02	2012-04-17
ING GROEP NV ADR 94	P	2012-05-09	2012-09-18
KINROSS GOLD CORP NEW 94	P	2009-08-17	2012-10-08
SOCIETE GENERALE PARIS ADR 95	P	2009-01-16	2012-02-08
CENTRAIS ELETRICAS BRASILEIRAS 97	P	2008-09-10	2012-11-30
CENTRAIS ELETRICAS BRASILEIRAS 98	P	2008-10-13	2012-11-30
CARREFOUR SA (F) SPONSORED ADR 110	P	2009-10-22	2012-08-31



**Form 990PF Part IV - Capital Gains and Losses for Tax on Investment Income - Columns a - d**

<b>(a)</b> List and describe the kind(s) of property sold (e g , real estate, 2-story brick warehouse, or common stock, 200 shs MLC Co )	<b>(b)</b> How acquired P—Purchase D—Donation	<b>(c)</b> Date acquired (mo , day, yr )	<b>(d)</b> Date sold (mo , day, yr )
TNT EXPRESS NV AMSTERDAM ADR 112	P	2011-08-25	2012-02-23
NOKIA CORP ADR SHRS 121	P	2009-11-18	2012-09-24
SOCIETE GENERALE PARIS ADR 127	P	2010-05-17	2012-02-08
UBS AG-REG 133	P	2008-07-01	2012-11-02
CARREFOUR SA (F) SPONSORED ADR 148	P	2009-09-25	2012-08-31
NOKIA CORP ADR SHRS 149	P	2009-01-30	2012-09-24
CARREFOUR SA (F) SPONSORED ADR 151	P	2009-10-05	2012-08-31
NOKIA CORP ADR SHRS 153	P	2011-05-31	2012-09-24
NOKIA CORP ADR SHRS 160	P	2011-02-11	2012-09-24
KOREA ELEC PWR CO SPONS ADR 161	P	2008-10-29	2012-12-17
TNT EXPRESS NV AMSTERDAM ADR 286	P	2011-07-19	2012-02-17
POLYUS GOLD INTL LTDGDR 294	P	2011-07-26	2012-12-27
PROVINCE OF ONTARIO CANADA 20,000	P	2010-02-18	2012-05-16
ARCELORMITTAL 25,000	P	2010-08-20	2012-11-29
CALIFORNIA ST ECONOMIC RECOVERY 25,000	P	2011-10-26	2012-08-24
ROYAL BK CANADA SER D 25,000	P	2010-09-29	2012-07-25
TELEFONICA EMIS SR UNS GLOBA 25,000	P	2010-08-20	2012-10-12
CHEVRON CORP SR UNS GLOBAL 3 95% 30,000	P	2009-02-26	2012-12-28
FEDERAL FARM CREDIT BANK 30,000	P	2011-10-19	2012-10-25
FEDERAL HOME LOAN BANK SYSTEM 30,000	P	2010-03-29	2012-11-29
GEN ELEC CAP CRP SER A GLOBAL 30,000	P	2009-12-18	2012-07-27
JPMORGAN CHASE & CO 30,000	P	2009-01-28	2012-03-02
ONTARIO PROVINCE 30,000	P	2012-05-16	2012-09-20
CAPITAL GAINS DIVIDENDS	P		

Form 990PF Part IV - Capital Gains and Losses for Tax on Investment Income - Columns e - h

(e) Gross sales price	(f) Depreciation allowed (or allowable)	(g) Cost or other basis plus expense of sale	(h) Gain or (loss) (e) plus (f) minus (g)
16		11	5
512		267	245
412		207	205
1,814		1,198	616
4,130		3,689	441
3,174		2,016	1,158
3,147		3,212	-65
3,425		3,669	-244
2,699		3,049	-350
3,567		2,368	1,199
3,740		3,065	675
3,544		3,028	516
2,230		1,108	1,122
3,650		3,887	-237
3,494		3,605	-111
2,799		3,691	-892
4,534		3,681	853
3,110		3,915	-805
2,971		3,682	-711
1,574		2,202	-628
3,575		3,512	63
5,746		3,377	2,369
6,261		3,532	2,729
5,000		3,797	1,203
4,796		3,859	937
5		10	-5
12		11	1
54			54
2		2	0
11		19	-8

Form 990PF Part IV - Capital Gains and Losses for Tax on Investment Income - Columns e - h

(e) Gross sales price	(f) Depreciation allowed (or allowable)	(g) Cost or other basis plus expense of sale	(h) Gain or (loss) (e) plus (f) minus (g)
78		60	18
30		9	21
44		41	3
38		31	7
38		37	1
38		39	-1
50		62	-12
23		28	-5
55		57	-2
33		37	-4
32		28	4
43		45	-2
43		47	-4
77		71	6
101		170	-69
35		36	-1
65		63	2
115		104	11
151		197	-46
151		131	20
201		219	-18
201		241	-40
143		62	81
218		187	31
218		195	23
222		148	74
108		107	1
108		107	1
108		115	-7
62		88	-26

Form 990PF Part IV - Capital Gains and Losses for Tax on Investment Income - Columns e - h

(e) Gross sales price	(f) Depreciation allowed (or allowable)	(g) Cost or other basis plus expense of sale	(h) Gain or (loss) (e) plus (f) minus (g)
100		79	21
251		254	-3
251		274	-23
251		232	19
72		145	-73
67		93	-26
183		109	74
130		129	1
126		86	40
81		86	-5
198		123	75
310		292	18
101		188	-87
83		117	-34
173		195	-22
116		197	-81
393		323	70
194		196	-2
344		280	64
111		195	-84
127		133	-6
480		325	155
238		240	-2
219		199	20
230		166	64
133		218	-85
290		343	-53
281		314	-33
654		785	-131
427		249	178

Form 990PF Part IV - Capital Gains and Losses for Tax on Investment Income - Columns e - h

(e) Gross sales price	(f) Depreciation allowed (or allowable)	(g) Cost or other basis plus expense of sale	(h) Gain or (loss) (e) plus (f) minus (g)
480		409	71
425		210	215
1,031		925	106
1,177		741	436
44		50	-6
1,248		861	387
611		441	170
234		305	-71
198		189	9
319		238	81
807		777	30
367		380	-13
798		703	95
358		286	72
376		251	125
469		555	-86
545		620	-75
326		266	60
601		374	227
218		240	-22
78		81	-3
1,003		898	105
444		362	82
880		691	189
249		409	-160
548		758	-210
637		540	97
260		477	-217
1,381		2,130	-749
390		747	-357

Form 990PF Part IV - Capital Gains and Losses for Tax on Investment Income - Columns e - h

(e) Gross sales price	(f) Depreciation allowed (or allowable)	(g) Cost or other basis plus expense of sale	(h) Gain or (loss) (e) plus (f) minus (g)
323		329	-6
652		379	273
448		397	51
451		511	-60
459		535	-76
917		832	85
480		569	-89
344		584	-240
355		521	-166
355		549	-194
505		572	-67
1,340		859	481
753		1,095	-342
1,202		579	623
556		726	-170
531		595	-64
145		234	-89
157		194	-37
773		1,044	-271
166		161	5
850		514	336
731		1,038	-307
1,434		1,087	347
1,296		1,033	263
844		1,104	-260
685		578	107
958		1,100	-142
382		440	-58
459		455	4
539		643	-104

Form 990PF Part IV - Capital Gains and Losses for Tax on Investment Income - Columns e - h

(e) Gross sales price	(f) Depreciation allowed (or allowable)	(g) Cost or other basis plus expense of sale	(h) Gain or (loss) (e) plus (f) minus (g)
803		1,029	-226
995		960	35
17		12	5
16		10	6
2,049		1,502	547
1,927		1,193	734
1,659		1,445	214
1,144		809	335
2,179		1,640	539
4,419		2,660	1,759
4,663		2,865	1,798
935		3,738	-2,803
13		11	2
1		1	0
10		10	0
30		29	1
30		29	1
21		36	-15
51		40	11
234		238	-4
258		308	-50
79		49	30
320		272	48
248		197	51
241		238	3
576		483	93
371		381	-10
370		329	41
413		428	-15
398		363	35

Form 990PF Part IV - Capital Gains and Losses for Tax on Investment Income - Columns e - h

(e) Gross sales price	(f) Depreciation allowed (or allowable)	(g) Cost or other basis plus expense of sale	(h) Gain or (loss) (e) plus (f) minus (g)
481		452	29
98		164	-66
298		301	-3
367		329	38
327		282	45
638		739	-101
490		428	62
244		231	13
353		379	-26
482		468	14
701		738	-37
715		471	244
846		745	101
841		812	29
624		612	12
131		242	-111
522		559	-37
504		539	-35
279		246	33
58		212	-154
567		443	124
329		458	-129
579		556	23
409		254	155
722		507	215
298		216	82
215		309	-94
670		527	143
670		449	221
1,356		1,404	-48



Form 990PF Part IV - Capital Gains and Losses for Tax on Investment Income - Columns e - h

(e) Gross sales price	(f) Depreciation allowed (or allowable)	(g) Cost or other basis plus expense of sale	(h) Gain or (loss) (e) plus (f) minus (g)
200		366	-166
363		321	42
83		366	-283
86		406	-320
799		462	337
799		453	346
384		223	161
92		352	-260
876		746	130
379		576	-197
954		794	160
487		386	101
108		315	-207
197		662	-465
278		560	-282
552		504	48
444		434	10
427		323	104
543		912	-369
319		423	-104
233		649	-416
238		513	-275
246		532	-286
752		530	222
177		893	-716
428		592	-164
1,060		1,408	-348
321		688	-367
1,074		629	445
216		954	-738

Form 990PF Part IV - Capital Gains and Losses for Tax on Investment Income - Columns e - h

(e) Gross sales price	(f) Depreciation allowed (or allowable)	(g) Cost or other basis plus expense of sale	(h) Gain or (loss) (e) plus (f) minus (g)
329		682	-353
225		570	-345
1,111		686	425
233		791	-558
1,885		1,511	374
508		538	-30
101,812		3	101,809
66,387		3	66,384
187,025		9	187,016
191,028		9	191,019
32		23	9
618		310	308
2,562		1,334	1,228
709		765	-56
1,063		1,132	-69
1,522		1,761	-239
1,551		1,193	358
1,551		1,209	342
1,573		2,056	-483
1,870		2,200	-330
1,967		2,555	-588
2,284		2,677	-393
2,244		2,570	-326
1,800		2,456	-656
2,721		2,436	285
2,099		2,917	-818
3,174		2,097	1,077
3,627		2,232	1,395
3,627		3,228	399
2,329		2,482	-153

Form 990PF Part IV - Capital Gains and Losses for Tax on Investment Income - Columns e - h

(e) Gross sales price	(f) Depreciation allowed (or allowable)	(g) Cost or other basis plus expense of sale	(h) Gain or (loss) (e) plus (f) minus (g)
2,329		2,533	-204
2,221		2,650	-429
2,443		2,918	-475
2,890		1,990	900
1,137		2,524	-1,387
3,112		2,355	757
3,112		2,363	749
3,371		2,313	1,058
1,224		2,778	-1,554
5,900		6,023	-123
6,358		4,221	2,137
6,358		5,211	1,147
5,099		5,760	-661
14,044		12,541	1,503
6,851		7,184	-333
7,088		6,056	1,032
6,696		6,909	-213
5,775		7,270	-1,495
7,182		4,221	2,961
6,914		3,436	3,478
2,886		4,036	-1,150
10,950		11,662	-712
13,253		10,759	2,494
8,611		11,357	-2,746
9,975		12,359	-2,384
11,558		6,521	5,037
10,904		10,712	192
15,001		11,390	3,611
14,766		11,881	2,885
4		7	0

Form 990PF Part IV - Capital Gains and Losses for Tax on Investment Income - Columns e - h

(e) Gross sales price	(f) Depreciation allowed (or allowable)	(g) Cost or other basis plus expense of sale	(h) Gain or (loss) (e) plus (f) minus (g)
6		3	3
5		5	0
122			122
4		4	0
34		17	17
34		23	11
38		31	7
38		37	1
38		35	3
21		14	7
50		45	5
87		82	5
25		24	1
101		124	-23
33		56	-23
65		71	-6
65		71	-6
151		171	-20
109		114	-5
153		142	11
221		228	-7
58		60	-2
58		70	-12
218		187	31
191		173	18
62		88	-26
251		254	-3
251		274	-23
72		96	-24
130		126	4

Form 990PF Part IV - Capital Gains and Losses for Tax on Investment Income - Columns e - h

(e) Gross sales price	(f) Depreciation allowed (or allowable)	(g) Cost or other basis plus expense of sale	(h) Gain or (loss) (e) plus (f) minus (g)
302		395	-93
546		421	125
352		306	46
147		161	-14
355		236	119
173		171	2
402		482	-80
393		259	134
194		192	2
188		126	62
286		123	163
283		140	143
160		165	-5
503		463	40
503		549	-46
480		429	51
230		157	73
133		186	-53
259		258	1
576		543	33
208		237	-29
281		300	-19
259		205	54
188		314	-126
228		186	42
173		185	-12
655		443	212
574		555	19
217		394	-177
217		435	-218

Form 990PF Part IV - Capital Gains and Losses for Tax on Investment Income - Columns e - h

(e) Gross sales price	(f) Depreciation allowed (or allowable)	(g) Cost or other basis plus expense of sale	(h) Gain or (loss) (e) plus (f) minus (g)
185		188	-3
189		332	-143
486		238	248
177		249	-72
245		433	-188
446		539	-93
727		591	136
231		243	-12
874		717	157
320		380	-60
59		73	-14
227		272	-45
701		431	270
284		323	-39
458		417	41
1,156		1,390	-234
267		437	-170
1,207		1,395	-188
762		549	213
540		603	-63
74		84	-10
628		744	-116
634		749	-115
1,264		1,278	-14
480		518	-38
2,418		1,668	750
1,352		1,210	142
617		462	155
1,098		936	162
395		379	16

Form 990PF Part IV - Capital Gains and Losses for Tax on Investment Income - Columns e - h

(e) Gross sales price	(f) Depreciation allowed (or allowable)	(g) Cost or other basis plus expense of sale	(h) Gain or (loss) (e) plus (f) minus (g)
2,668		1,681	987
2,405		2,158	247
1,413		1,019	394
603		675	-72
541		704	-163
820		829	-9
842		873	-31
1,898		1,828	70
864		994	-130
1,162		719	443
836		667	169
1,722		1,353	369
1,254		1,425	-171
175		182	-7
1,373		899	474
2,127		1,873	254
509		560	-51
722		1,384	-662
2,927		4,515	-1,588
1,044		825	219
561		921	-360
1,257		1,737	-480
1,453		1,231	222
1,213		876	337
613		1,127	-514
666		1,030	-364
960		851	109
689		1,010	-321
689		1,169	-480
1,467		852	615

Form 990PF Part IV - Capital Gains and Losses for Tax on Investment Income - Columns e - h

(e) Gross sales price	(f) Depreciation allowed (or allowable)	(g) Cost or other basis plus expense of sale	(h) Gain or (loss) (e) plus (f) minus (g)
1,033		1,203	-170
1,062		877	185
2,047		1,859	188
1,374		1,096	278
778		1,262	-484
1,011		1,144	-133
820		1,012	-192
2,318		1,116	1,202
258		416	-158
2,948		1,983	965
1,100		1,436	-336
1,040		1,164	-124
1,727		2,511	-784
2,012		1,525	487
1,757		2,374	-617
373		362	11
1,934		1,171	763
1,684		2,394	-710
1,622		2,120	-498
2,942		2,346	596
1,958		2,248	-290
1,557		1,314	243
699		1,060	-361
728		839	-111
891		883	8
1,229		1,467	-238
1,837		2,354	-517
2,268		2,187	81
30,210		29,734	476
30,000		30,000	0



Form 990PF Part IV - Capital Gains and Losses for Tax on Investment Income - Columns e - h

(e) Gross sales price	(f) Depreciation allowed (or allowable)	(g) Cost or other basis plus expense of sale	(h) Gain or (loss) (e) plus (f) minus (g)
30,045		30,097	-52
30,228		30,018	210
41,942		39,980	1,962
40,000		40,000	0
40,070		39,881	189
40,000		40,000	0
41,754		40,062	1,692
40,392		39,974	418
50,563		49,991	572
34		24	10
			0
3,041		2,650	391
3,853		2,387	1,466
4,572		3,606	966
2,289		1,618	671
3,923		2,953	970
8,499		5,116	3,383
8,994		5,526	3,468
1,749		6,989	-5,240
8		8	0
1		1	0
16		16	0
60		58	2
60		59	1
54		91	-37
89		71	18
421		429	-8
465		554	-89
534		454	80
145		90	55

Form 990PF Part IV - Capital Gains and Losses for Tax on Investment Income - Columns e - h

(e) Gross sales price	(f) Depreciation allowed (or allowable)	(g) Cost or other basis plus expense of sale	(h) Gain or (loss) (e) plus (f) minus (g)
455		362	93
83		142	-59
413		408	5
1,069		898	171
693		617	76
775		802	-27
742		762	-20
1,023		961	62
563		568	-5
896		817	79
697		625	72
625		538	87
1,278		1,478	-200
943		823	120
655		705	-50
487		463	24
964		936	28
1,356		1,427	-71
133		447	-314
1,543		1,359	184
1,345		886	459
1,543		1,489	54
1,214		1,191	23
248		458	-210
1,017		1,088	-71
957		1,023	-66
110		403	-293
1,083		845	238
629		874	-245
1,108		1,063	45

Form 990PF Part IV - Capital Gains and Losses for Tax on Investment Income - Columns e - h

(e) Gross sales price	(f) Depreciation allowed (or allowable)	(g) Cost or other basis plus expense of sale	(h) Gain or (loss) (e) plus (f) minus (g)
800		498	302
1,353		951	402
564		404	160
398		570	-172
1,289		1,013	276
1,289		863	426
248		437	-189
372		682	-310
688		608	80
2,618		2,710	-92
160		707	-547
1,495		864	631
162		773	-611
1,521		863	658
752		431	321
171		661	-490
1,675		1,427	248
715		1,087	-372
1,804		1,502	302
923		731	192
204		597	-393
536		1,081	-545
1,046		954	92
859		841	18
818		619	199
1,007		1,714	-707
608		804	-196
445		1,234	-789
450		968	-518
457		985	-528

Form 990PF Part IV - Capital Gains and Losses for Tax on Investment Income - Columns e - h

(e) Gross sales price	(f) Depreciation allowed (or allowable)	(g) Cost or other basis plus expense of sale	(h) Gain or (loss) (e) plus (f) minus (g)
1,428		1,005	423
334		1,687	-1,353
811		1,121	-310
2,015		2,675	-660
618		1,313	-695
410		1,822	-1,412
629		1,292	-663
422		1,076	-654
440		1,506	-1,066
2,129		1,315	814
3,595		2,880	715
963		1,020	-57
20,153		20,011	142
25,175		24,777	398
25,000		25,000	0
25,245		24,983	262
25,038		25,081	-43
31,230		29,945	1,285
30,000		30,000	0
30,053		29,910	143
30,000		30,000	0
31,315		30,047	1,268
30,338		29,994	344
1,161			1,161

Form 990PF Part IV - Capital Gains and Losses for Tax on Investment Income - Columns i - l

Complete only for assets showing gain in column (h) and owned by the foundation on 12/31/69			(l) Gains (Col (h) gain minus col (k), but not less than -0-) or Losses (from col (h))
(i) F M V as of 12/31/69	(j) Adjusted basis as of 12/31/69	(k) Excess of col (i) over col (j), if any	
			5
			245
			205
			616
			441
			1,158
			-65
			-244
			-350
			1,199
			675
			516
			1,122
			-237
			-111
			-892
			853
			-805
			-711
			-628
			63
			2,369
			2,729
			1,203
			937
			-5
			1
			54
			0
			-8

Form 990PF Part IV - Capital Gains and Losses for Tax on Investment Income - Columns i - l

Complete only for assets showing gain in column (h) and owned by the foundation on 12/31/69			(l) Gains (Col (h) gain minus col (k), but not less than -0-) or Losses (from col (h))
(i) F M V as of 12/31/69	(j) Adjusted basis as of 12/31/69	(k) Excess of col (i) over col (j), if any	
			18
			21
			3
			7
			1
			-1
			-12
			-5
			-2
			-4
			4
			-2
			-4
			6
			-69
			-1
			2
			11
			-46
			20
			-18
			-40
			81
			31
			23
			74
			1
			1
			-7
			-26

Form 990PF Part IV - Capital Gains and Losses for Tax on Investment Income - Columns i - l

Complete only for assets showing gain in column (h) and owned by the foundation on 12/31/69			(l) Gains (Col (h) gain minus col (k), but not less than -0-) or Losses (from col (h))
(i) F M V as of 12/31/69	(j) Adjusted basis as of 12/31/69	(k) Excess of col (i) over col (j), if any	
			21
			-3
			-23
			19
			-73
			-26
			74
			1
			40
			-5
			75
			18
			-87
			-34
			-22
			-81
			70
			-2
			64
			-84
			-6
			155
			-2
			20
			64
			-85
			-53
			-33
			-131
			178

Form 990PF Part IV - Capital Gains and Losses for Tax on Investment Income - Columns i - l

Complete only for assets showing gain in column (h) and owned by the foundation on 12/31/69			(l) Gains (Col (h) gain minus col (k), but not less than -0-) or Losses (from col (h))
(i) F M V as of 12/31/69	(j) Adjusted basis as of 12/31/69	(k) Excess of col (i) over col (j), if any	
			71
			215
			106
			436
			-6
			387
			170
			-71
			9
			81
			30
			-13
			95
			72
			125
			-86
			-75
			60
			227
			-22
			-3
			105
			82
			189
			-160
			-210
			97
			-217
			-749
			-357



Form 990PF Part IV - Capital Gains and Losses for Tax on Investment Income - Columns i - l

Complete only for assets showing gain in column (h) and owned by the foundation on 12/31/69			(l) Gains (Col (h) gain minus col (k), but not less than -0-) or Losses (from col (h))
(i) F M V as of 12/31/69	(j) Adjusted basis as of 12/31/69	(k) Excess of col (i) over col (j), if any	
			-6
			273
			51
			-60
			-76
			85
			-89
			-240
			-166
			-194
			-67
			481
			-342
			623
			-170
			-64
			-89
			-37
			-271
			5
			336
			-307
			347
			263
			-260
			107
			-142
			-58
			4
			-104

Form 990PF Part IV - Capital Gains and Losses for Tax on Investment Income - Columns i - l

Complete only for assets showing gain in column (h) and owned by the foundation on 12/31/69			(l) Gains (Col (h) gain minus col (k), but not less than -0-) or Losses (from col (h))
(i) F M V as of 12/31/69	(j) Adjusted basis as of 12/31/69	(k) Excess of col (i) over col (j), if any	
			-226
			35
			5
			6
			547
			734
			214
			335
			539
			1,759
			1,798
			-2,803
			2
			0
			0
			1
			1
			-15
			11
			-4
			-50
			30
			48
			51
			3
			93
			-10
			41
			-15
			35

Form 990PF Part IV - Capital Gains and Losses for Tax on Investment Income - Columns i - l

Complete only for assets showing gain in column (h) and owned by the foundation on 12/31/69			(l) Gains (Col (h) gain minus col (k), but not less than -0-) or Losses (from col (h))
(i) F M V as of 12/31/69	(j) Adjusted basis as of 12/31/69	(k) Excess of col (i) over col (j), if any	
			29
			-66
			-3
			38
			45
			-101
			62
			13
			-26
			14
			-37
			244
			101
			29
			12
			-111
			-37
			-35
			33
			-154
			124
			-129
			23
			155
			215
			82
			-94
			143
			221
			-48

Form 990PF Part IV - Capital Gains and Losses for Tax on Investment Income - Columns i - l

Complete only for assets showing gain in column (h) and owned by the foundation on 12/31/69			(l) Gains (Col (h) gain minus col (k), but not less than -0-) or Losses (from col (h))
(i) F M V as of 12/31/69	(j) Adjusted basis as of 12/31/69	(k) Excess of col (i) over col (j), if any	
			-166
			42
			-283
			-320
			337
			346
			161
			-260
			130
			-197
			160
			101
			-207
			-465
			-282
			48
			10
			104
			-369
			-104
			-416
			-275
			-286
			222
			-716
			-164
			-348
			-367
			445
			-738

Form 990PF Part IV - Capital Gains and Losses for Tax on Investment Income - Columns i - l

Complete only for assets showing gain in column (h) and owned by the foundation on 12/31/69			(l) Gains (Col (h) gain minus col (k), but not less than -0-) or Losses (from col (h))
(i) F M V as of 12/31/69	(j) Adjusted basis as of 12/31/69	(k) Excess of col (i) over col (j), if any	
			-353
			-345
			425
			-558
			374
			-30
			101,809
			66,384
			187,016
			191,019
			9
			308
			1,228
			-56
			-69
			-239
			358
			342
			-483
			-330
			-588
			-393
			-326
			-656
			285
			-818
			1,077
			1,395
			399
			-153

Form 990PF Part IV - Capital Gains and Losses for Tax on Investment Income - Columns i - l

Complete only for assets showing gain in column (h) and owned by the foundation on 12/31/69			(l) Gains (Col (h) gain minus col (k), but not less than -0-) or Losses (from col (h))
(i) F M V as of 12/31/69	(j) Adjusted basis as of 12/31/69	(k) Excess of col (i) over col (j), if any	
			-204
			-429
			-475
			900
			-1,387
			757
			749
			1,058
			-1,554
			-123
			2,137
			1,147
			-661
			1,503
			-333
			1,032
			-213
			-1,495
			2,961
			3,478
			-1,150
			-712
			2,494
			-2,746
			-2,384
			5,037
			192
			3,611
			2,885
			0

Form 990PF Part IV - Capital Gains and Losses for Tax on Investment Income - Columns i - l

Complete only for assets showing gain in column (h) and owned by the foundation on 12/31/69			(l) Gains (Col (h) gain minus col (k), but not less than -0-) or Losses (from col (h))
(i) F M V as of 12/31/69	(j) Adjusted basis as of 12/31/69	(k) Excess of col (i) over col (j), if any	
			3
			0
			122
			0
			17
			11
			7
			1
			3
			7
			5
			5
			1
			-23
			-23
			-6
			-6
			-20
			-5
			11
			-7
			-2
			-12
			31
			18
			-26
			-3
			-23
			-24
			4

Form 990PF Part IV - Capital Gains and Losses for Tax on Investment Income - Columns i - l

Complete only for assets showing gain in column (h) and owned by the foundation on 12/31/69			(l) Gains (Col (h) gain minus col (k), but not less than -0-) or Losses (from col (h))
(i) F M V as of 12/31/69	(j) Adjusted basis as of 12/31/69	(k) Excess of col (i) over col (j), if any	
			-93
			125
			46
			-14
			119
			2
			-80
			134
			2
			62
			163
			143
			-5
			40
			-46
			51
			73
			-53
			1
			33
			-29
			-19
			54
			-126
			42
			-12
			212
			19
			-177
			-218



Form 990PF Part IV - Capital Gains and Losses for Tax on Investment Income - Columns i - l

Complete only for assets showing gain in column (h) and owned by the foundation on 12/31/69			(l) Gains (Col (h) gain minus col (k), but not less than -0-) or Losses (from col (h))
(i) F M V as of 12/31/69	(j) Adjusted basis as of 12/31/69	(k) Excess of col (i) over col (j), if any	
			-3
			-143
			248
			-72
			-188
			-93
			136
			-12
			157
			-60
			-14
			-45
			270
			-39
			41
			-234
			-170
			-188
			213
			-63
			-10
			-116
			-115
			-14
			-38
			750
			142
			155
			162
			16

Form 990PF Part IV - Capital Gains and Losses for Tax on Investment Income - Columns i - l

Complete only for assets showing gain in column (h) and owned by the foundation on 12/31/69			(l) Gains (Col (h) gain minus col (k), but not less than -0-) or Losses (from col (h))
(i) F M V as of 12/31/69	(j) Adjusted basis as of 12/31/69	(k) Excess of col (i) over col (j), if any	
			987
			247
			394
			-72
			-163
			-9
			-31
			70
			-130
			443
			169
			369
			-171
			-7
			474
			254
			-51
			-662
			-1,588
			219
			-360
			-480
			222
			337
			-514
			-364
			109
			-321
			-480
			615

Form 990PF Part IV - Capital Gains and Losses for Tax on Investment Income - Columns i - l

Complete only for assets showing gain in column (h) and owned by the foundation on 12/31/69			(l) Gains (Col (h) gain minus col (k), but not less than -0-) or Losses (from col (h))
(i) F M V as of 12/31/69	(j) Adjusted basis as of 12/31/69	(k) Excess of col (i) over col (j), if any	
			-170
			185
			188
			278
			-484
			-133
			-192
			1,202
			-158
			965
			-336
			-124
			-784
			487
			-617
			11
			763
			-710
			-498
			596
			-290
			243
			-361
			-111
			8
			-238
			-517
			81
			476
			0

Form 990PF Part IV - Capital Gains and Losses for Tax on Investment Income - Columns i - l

Complete only for assets showing gain in column (h) and owned by the foundation on 12/31/69			(l) Gains (Col (h) gain minus col (k), but not less than -0-) or Losses (from col (h))
(i) F M V as of 12/31/69	(j) Adjusted basis as of 12/31/69	(k) Excess of col (i) over col (j), if any	
			-52
			210
			1,962
			0
			189
			0
			1,692
			418
			572
			10
			0
			391
			1,466
			966
			671
			970
			3,383
			3,468
			-5,240
			0
			0
			0
			2
			1
			-37
			18
			-8
			-89
			80
			55

Form 990PF Part IV - Capital Gains and Losses for Tax on Investment Income - Columns i - l

Complete only for assets showing gain in column (h) and owned by the foundation on 12/31/69			(l) Gains (Col (h) gain minus col (k), but not less than -0-) or Losses (from col (h))
(i) F M V as of 12/31/69	(j) Adjusted basis as of 12/31/69	(k) Excess of col (i) over col (j), if any	
			93
			-59
			5
			171
			76
			-27
			-20
			62
			-5
			79
			72
			87
			-200
			120
			-50
			24
			28
			-71
			-314
			184
			459
			54
			23
			-210
			-71
			-66
			-293
			238
			-245
			45

Form 990PF Part IV - Capital Gains and Losses for Tax on Investment Income - Columns i - l

Complete only for assets showing gain in column (h) and owned by the foundation on 12/31/69			(l) Gains (Col (h) gain minus col (k), but not less than -0-) or Losses (from col (h))
(i) F M V as of 12/31/69	(j) Adjusted basis as of 12/31/69	(k) Excess of col (i) over col (j), if any	
			302
			402
			160
			-172
			276
			426
			-189
			-310
			80
			-92
			-547
			631
			-611
			658
			321
			-490
			248
			-372
			302
			192
			-393
			-545
			92
			18
			199
			-707
			-196
			-789
			-518
			-528

Form 990PF Part IV - Capital Gains and Losses for Tax on Investment Income - Columns i - l

Complete only for assets showing gain in column (h) and owned by the foundation on 12/31/69			(l) Gains (Col (h) gain minus col (k), but not less than -0-) or Losses (from col (h))
(i) FMV as of 12/31/69	(j) Adjusted basis as of 12/31/69	(k) Excess of col (i) over col (j), if any	
			423
			-1,353
			-310
			-660
			-695
			-1,412
			-663
			-654
			-1,066
			814
			715
			-57
			142
			398
			0
			262
			-43
			1,285
			0
			143
			0
			1,268
			344
			1,161

Form 990PF Part VIII Line 1 - List all officers, directors, trustees, foundation managers and their compensation

(a) Name and address	(b) Title, and average hours per week devoted to position	(c) Compensation (If not paid, enter -0-)	(d) Contributions to employee benefit plans and deferred compensation	(e) Expense account, other allowances
JANE S FONDA	CHAIRMAN OF THE BOARD 10 00	0	0	0
1718 PEACHTREE ST NW SUITE 465 ATLANTA,GA 30309				
JANE S FONDA	PRESIDENT 1 00	0	0	0
1718 PEACHTREE ST NW SUITE 465 ATLANTA,GA 30309				
JANE S FONDA	DIRECTOR 1 00	0	0	0
1718 PEACHTREE ST NW SUITE 465 ATLANTA,GA 30309				
STEVEN E BENNETT	SECRETARY 1 00	0	0	0
1718 PEACHTREE ST NW SUITE 465 ATLANTA,GA 30309				
TROY GARITY	DIRECTOR 1 00	0	0	0
2721 N BEACHWOOD DRIVE LOS ANGELES,CA 90068				
NATHALIE VADIM	DIRECTOR 1 00	0	0	0
PO BOX 309 ROWE,NM 87562				
VANESSA VADIM	DIRECTOR 1 00	0	0	0
1718 PEACHTREE ST NW SUITE 465 ATLANTA,GA 30309				
MARY WILLIAMS	DIRECTOR 1 00	0	0	0
1348 S AVENIDA POLAR 11 TUSCAN,AZ 85710				
CLAUDINE PALM	TREASURER 1 00	0	0	0
1718 PEACHTREE ST NW SUITE 465 ATLANTA,GA 30309				



Form 990PF Part XV Line 3 - Grants and Contributions Paid During the Year or Approved for Future Payment

Recipient	If recipient is an individual, show any relationship to any foundation manager or substantial contributor	Foundation status of recipient	Purpose of grant or contribution	Amount
Name and address (home or business)				
<b>a</b> Paid during the year				
CAPTAIN PLANET FOUNDATION 133 LUCKIE STREET ATLANTA,GA 30303		501 (C) (3) PUBLIC C	FURTHER ORGANIZATION'S EXEMPT PURPOSE	1,000
EMORY UNIVERSITY 201 DOWMAN DRIVE ATLANTA,GA 30322		501 (C) (3) PUBLIC C	FURTHER ORGANIZATION'S EXEMPT PURPOSE	220,000
G-CAAP 1450 WPEACHTREE STREET NW ATLANTA,GA 30309		501 (C) (3) PUBLIC C	FURTHER ORGANIZATION'S EXEMPT PURPOSE	10,000
HOMIES UNIDOS 1625 W OLYMPIC BLVD SUITE 706 LOS ANGELES,CA 90015		501 (C) (3) PUBLIC C	FURTHER ORGANIZATION'S EXEMPT PURPOSE	12,000
UPPER CHATTAHOOCHEE RIVERKEEPER 3 PURITAN MILL 916 JOSEPH E LOWERY BLVD NW ATLANTA,GA 30318		501 (C) (3) PUBLIC C	FURTHER ORGANIZATION'S EXEMPT PURPOSE	2,000
THOMASVILLE COMMUNITY RESOURCE CENTER PO BOX 1897 THOMASVILLE,GA 317991897			FURTHER ORGANIZATION'S EXEMPT PURPOSE	5,000
NEW MEXICO TECH 801 LEROY PLACE SOCORRO,NM 87801			FURTHER ORGANIZATION'S EXEMPT PURPOSE	37,470
PICO YOUTH & FAMILY CENTER 715 ICO BOULEVARD SANTA MONICA,CA 90405			FURTHER ORGANIZATION'S EXEMPT PURPOSE	12,000
WOMEN'S MEDIA CENTER 320 WEST 37TH STREET FLOOR 12A UNIT C NEW YORK,NY 10018			FURTHER ORGANIZATION'S EXEMPT PURPOSE	20,000
V DAY 11 EAST 22ND STREET 5 NEW YORK,NY 10010			FURTHER ORGANIZATION'S EXEMPT PURPOSE	20,000
PLANNED PARENTHOOD 75 PIEDMONT AVE NE STE 800 ATLANTA,GA 30303			FURTHER ORGANIZATION'S EXEMPT PURPOSE	2,500
826 NATIONAL-SCHOLARMATCH 849 VALENCIA STREET SAN FRANCISCO,CA 94110			FURTHER ORGANIZATION'S EXEMPT PURPOSE	37,500
WOMEN IN THE WORLD FOUNDATION 555 WEST 18TH ST NEW YORK,NY 10011			FURTHER ORGANIZATION'S EXEMPT PURPOSE	1,000
WONDERROOT PO BOX 89018 ATLANTA,GA 30312			FURTHER ORGANIZATION'S EXEMPT PURPOSE	1,000
CITY CHARTER SCHOOL 1518 S ROBERTSON BLVD LOS ANGELES,CA 90035			FURTHER ORGANIZATION'S EXEMPT PURPOSE	10,000
<b>Total . . . . .</b>  <b>3a</b>				391,470

Note: To capture the full content of this document, please select landscape mode (11" x 8.5") when printing.

TY 2012 Depreciation Schedule

Name: THE FONDA FAMILY FOUNDATION INC

EIN: 58-2365665

Description of Property	Date Acquired	Cost or Other Basis	Prior Years' Depreciation	Computation Method	Rate / Life (# of years)	Current Year's Depreciation Expense	Net Investment Income	Adjusted Net Income	Cost of Goods Sold Not Included
LEASEHOLD IMPROVEMENTS	2000-01-01	532,922	152,613	SL	39 0000000000000	13,665	0		
LEASEHOLD IMPROVEMENTS	2001-01-01	10,454	2,827	SL	39 0000000000000	268	0		
OTHER	2001-01-01	168,812	168,811	200DB	5 0000000000000	0	0		

**TY 2012 Investments Corporate  
Bonds Schedule**

**Name:** THE FONDA FAMILY FOUNDATION INC  
**EIN:** 58-2365665

Name of Bond	End of Year Book Value	End of Year Fair Market Value
CORPORATE BONDS	1,660,546	1,754,352

**TY 2012 Investments Corporate  
Stock Schedule****Name:** THE FONDA FAMILY FOUNDATION INC**EIN:** 58-2365665

Name of Stock	End of Year Book Value	End of Year Fair Market Value
CORPORATE STOCK	2,687,712	2,927,017

# **TY 2012 Investments Government Obligations Schedule**

**Name:** THE FONDA FAMILY FOUNDATION INC

**EIN:** 58-2365665

**US Government Securities - End of  
Year Book Value:**

124,310

**US Government Securities - End of  
Year Fair Market Value:**

124,092

**State & Local Government  
Securities - End of Year Book  
Value:**

150,000

**State & Local Government  
Securities - End of Year Fair  
Market Value:**

150,571

**TY 2012 Investments - Other Schedule**

**Name:** THE FONDA FAMILY FOUNDATION INC

**EIN:** 58-2365665

Category / Item	Listed at Cost or FMV	Book Value	End of Year Fair Market Value
OTHER	FMV	194,598	203,087

**TY 2012 Land, Etc. Schedule****Name:** THE FONDA FAMILY FOUNDATION INC**EIN:** 58-2365665

Category / Item	Cost / Other Basis	Accumulated Depreciation	Book Value	End of Year Fair Market Value
LEASEHOLD IMPROVEMENTS	532,922	166,278	366,644	
LEASEHOLD IMPROVEMENTS	10,454	3,095	7,359	
OTHER	168,812	168,811	1	

## TY 2012 Other Expenses Schedule

**Name:** THE FONDA FAMILY FOUNDATION INC

**EIN:** 58-2365665

Description	Revenue and Expenses per Books	Net Investment Income	Adjusted Net Income	Disbursements for Charitable Purposes
POSTAGE	68	7		61
MISCELLANEOUS	2,753	2,753		0



TY 2012 Other Income Schedule

**Name:** THE FONDA FAMILY FOUNDATION INC

**EIN:** 58-2365665

Description	Revenue And Expenses Per Books	Net Investment Income	Adjusted Net Income
OTHER INCOME	655	655	655

**TY 2012 Other Professional Fees Schedule**

**Name:** THE FONDA FAMILY FOUNDATION INC

**EIN:** 58-2365665

Category	Amount	Net Investment Income	Adjusted Net Income	Disbursements for Charitable Purposes
BANK/MANAGEMENT FEES	32,575	32,578		0

**TY 2012 Taxes Schedule**

**Name:** THE FONDA FAMILY FOUNDATION INC

**EIN:** 58-2365665

Category	Amount	Net Investment Income	Adjusted Net Income	Disbursements for Charitable Purposes
FOREIGN TAXES PAID	3,697	3,697		0