



See a Social Security Number? Say Something!
Report Privacy Problems to <https://public.resource.org/privacy>
Or call the IRS Identity Theft Hotline at 1-800-908-4490



Form **990-PF**Department of the Treasury
Internal Revenue Service**Return of Private Foundation**
or Section 4947(a)(1) Nonexempt Charitable Trust
Treated as a Private Foundation

Note. The foundation may be able to use a copy of this return to satisfy state reporting requirements

OMB No 1545-0052

2012

Open to Public Inspection

For calendar year 2012 or tax year beginning , 2012, and ending , 20

Name of foundation

COYPU FOUNDATION TRUST P24803002

Number and street (or P O box number if mail is not delivered to street address)

10 S DEARBORN IL1-0117

City or town, state, and ZIP code

CHICAGO, IL 60603

A Employer identification number

58-1795856

B Telephone number (see instructions)

866- 888-5157
EXT n/aC If exemption application is pending, check here ☐D 1 Foreign organizations, check here ☐2. Foreign organizations meeting the 85% test, check here and attach computation ☐E If private foundation status was terminated under section 507(b)(1)(A), check here ☐If the foundation is in a 60-month termination under section 507(b)(1)(B), check here ☐

G Check all that apply:

☐ Initial return☐ Initial return of a former public charity☐ Final return☐ Amended return☒ Address change☐ Name change

H Check type of organization:

☒ Section 501(c)(3) exempt private foundation☐ Section 4947(a)(1) nonexempt charitable trust☐ Other taxable private foundation

Fair market value of all assets at end

of year (from Part II, col. (c), line

16) \$ 18,501,092.

J Accounting method: ☒ Cash ☐ Accrual☐ Other (specify)

(Part I, column (d) must be on cash basis)

Part I Analysis of Revenue and Expenses (The total of amounts in columns (b), (c), and (d) may not necessarily equal the amounts in column (a) (see instructions))

	(a) Revenue and expenses per books	(b) Net investment income	(c) Adjusted net income	(d) Disbursements for charitable purposes (cash basis only)
Revenue				
1 Contributions, gifts, grants, etc., received (attach schedule)				
2 Check <input checked="" type="checkbox"/> if the foundation is not required to attach Sch B				
3 Interest on savings and temporary cash investments				
4 Dividends and interest from securities	497,404.	497,404.		STMT 1
5a Gross rents	9,255.	9,255.		
b Net rental income or (loss)				
6a Net gain or (loss) from sale of assets not on line 10	489,045.			
b Gross sales price for all assets on line 6a	10,602,438.			
7 Capital gain net income (from Part IV, line 2)		489,045.		
8 Net short-term capital gain				
9 Income modifications				
10a Gross sales less returns and allowances				
b Less Cost of goods sold				
c Gross profit or (loss) (attach schedule)				
11 Other income (attach schedule)	103,679.	103,679.		STMT 2
12 Total. Add lines 1 through 11	1,099,383.	1,099,383.		
Operating and Administrative Expenses				
13 Compensation of officers, directors, trustees, etc.	100,738.	87,238.		13,500.
14 Other employee salaries and wages				
15 Pension plans, employee benefits				
16a Legal fees (attach schedule)				
b Accounting fees (attach schedule) STMT 3	600.	NONE	NONE	600.
c Other professional fees (attach schedule)				
17 Interest				
18 Taxes (attach schedule) (see instructions) STMT 4	26,674.	174.		
19 Depreciation (attach schedule) and depletion				
20 Occupancy				
21 Travel, conferences, and meetings	1,621.			1,621.
22 Printing and publications				
23 Other expenses (attach schedule)				
24 Total operating and administrative expenses. Add lines 13 through 23	129,633.	87,412.	NONE	15,721.
25 Contributions, gifts, grants paid	898,509.			898,509.
26 Total expenses and disbursements. Add lines 24 and 25	1,028,142.	87,412.	NONE	914,230.
27 Subtract line 26 from line 12				
a Excess of revenue over expenses and disbursements	71,241.			
b Net investment income (if negative, enter -0-)		1,011,971.		
c Adjusted net income (if negative, enter -0-)				

a

Part II Balance Sheets		Attached schedules and amounts in the description column should be for end-of-year amounts only (See instructions)		Beginning of year	End of year	
		(a) Book Value	(b) Book Value	(c) Fair Market Value		
Assets	1 Cash - non-interest-bearing			23,804.		
	2 Savings and temporary cash investments			216,607.	790,231.	790,231.
	3 Accounts receivable ▶ Less allowance for doubtful accounts ▶					
	4 Pledges receivable ▶ Less allowance for doubtful accounts ▶					
	5 Grants receivable					
	6 Receivables due from officers, directors, trustees, and other disqualified persons (attach schedule) (see instructions)					
	7 Other notes and loans receivable (attach schedule) ▶ Less allowance for doubtful accounts ▶					
	8 Inventories for sale or use					
	9 Prepaid expenses and deferred charges					
	10 a Investments - U S and state government obligations (attach schedule) . .			2,460,679.	NONE	
	b Investments - corporate stock (attach schedule)			8,560,314.	9,291,868.	10,868,070.
	c Investments - corporate bonds (attach schedule)			4,942,964.	6,188,537.	6,503,994.
	11 Investments - land, buildings, and equipment basis Less accumulated depreciation (attach schedule) ▶					
	12 Investments - mortgage loans					
	13 Investments - other (attach schedule)					
	14 Land, buildings, and equipment basis Less accumulated depreciation (attach schedule) ▶					
	15 Other assets (describe ▶)					338,797.
	16 Total assets (to be completed by all filers - see the instructions Also, see page 1, item I)			16,204,368.	16,270,636.	18,501,092.
Liabilities	17 Accounts payable and accrued expenses					
	18 Grants payable					
	19 Deferred revenue					
	20 Loans from officers, directors, trustees, and other disqualified persons .					
	21 Mortgages and other notes payable (attach schedule)					
	22 Other liabilities (describe ▶)					
	23 Total liabilities (add lines 17 through 22)				NONE	
Net Assets or Fund Balances	Foundations that follow SFAS 117, check here ▶ <input type="checkbox"/> and complete lines 24 through 26 and lines 30 and 31.					
	24 Unrestricted					
	25 Temporarily restricted					
	26 Permanently restricted					
	Foundations that do not follow SFAS 117, check here and complete lines 27 through 31. ▶ <input checked="" type="checkbox"/>					
	27 Capital stock, trust principal, or current funds			16,204,368.	16,270,636.	
	28 Paid-in or capital surplus, or land, bldg, and equipment fund					
	29 Retained earnings, accumulated income, endowment, or other funds . .					
	30 Total net assets or fund balances (see instructions)			16,204,368.	16,270,636.	
	31 Total liabilities and net assets/fund balances (see instructions)			16,204,368.	16,270,636.	

Part III Analysis of Changes in Net Assets or Fund Balances

1 Total net assets or fund balances at beginning of year - Part II, column (a), line 30 (must agree with end-of-year figure reported on prior year's return)	1	16,204,368.
2 Enter amount from Part I, line 27a	2	71,241.
3 Other increases not included in line 2 (itemize) ▶	3	
4 Add lines 1, 2, and 3	4	16,275,609.
5 Decreases not included in line 2 (itemize) ▶ MUTUAL FUND INCOME TIMING DIFFERENCES	5	4,973.
6 Total net assets or fund balances at end of year (line 4 minus line 5) - Part II, column (b), line 30	6	16,270,636.

Form **990-PF** (2012)

Part IV Capital Gains and Losses for Tax on Investment Income

(a) List and describe the kind(s) of property sold (e.g., real estate, 2-story brick warehouse; or common stock, 200 shs MLC Co.)			(b) How acquired P - Purchase D - Donation	(c) Date acquired (mo., day, yr.)	(d) Date sold (mo., day, yr.)
1a PUBLICLY TRADED SECURITIES					
b					
c					
d					
e					
(e) Gross sales price	(f) Depreciation allowed (or allowable)	(g) Cost or other basis plus expense of sale	(h) Gain or (loss) (e) plus (f) minus (g)		
a 10,602,438.		10,113,116.	489,322.		
b					
c					
d					
e					
Complete only for assets showing gain in column (h) and owned by the foundation on 12/31/69					
(i) F.M.V. as of 12/31/69	(j) Adjusted basis as of 12/31/69	(k) Excess of col. (i) over col. (j), if any	(l) Gains (Col. (h) gain minus col. (k), but not less than -0-) or Losses (from col. (h))		
a			489,322.		
b					
c					
d					
e					
2 Capital gain net income or (net capital loss)			2	489,322.	
{ If gain, also enter in Part I, line 7 If (loss), enter -0- in Part I, line 7 }					
3 Net short-term capital gain or (loss) as defined in sections 1222(5) and (6):			3		
If gain, also enter in Part I, line 8, column (c) (see instructions). If (loss), enter -0- in Part I, line 8					

Part V Qualification Under Section 4940(e) for Reduced Tax on Net Investment Income

(For optional use by domestic private foundations subject to the section 4940(a) tax on net investment income.)

If section 4940(d)(2) applies, leave this part blank.

Was the foundation liable for the section 4942 tax on the distributable amount of any year in the base period?

☐ Yes ☒ No

If "Yes," the foundation does not qualify under section 4940(e). Do not complete this part.

1 Enter the appropriate amount in each column for each year; see the instructions before making any entries.

(a) Base period years Calendar year (or tax year beginning in)	(b) Adjusted qualifying distributions	(c) Net value of noncharitable-use assets	(d) Distribution ratio (col. (b) divided by col. (c))
2011	864,005.	18,603,460.	0.046443
2010	787,131.	17,732,986.	0.044388
2009	852,506.	15,835,181.	0.053836
2008	921,349.	17,280,128.	0.053318
2007	887,800.	19,048,419.	0.046608
2 Total of line 1, column (d)			2 0.244593
3 Average distribution ratio for the 5-year base period - divide the total on line 2 by 5, or by the number of years the foundation has been in existence if less than 5 years			3 0.048919
4 Enter the net value of noncharitable-use assets for 2012 from Part X, line 5			4 18,147,250.
5 Multiply line 4 by line 3			5 887,745.
6 Enter 1% of net investment income (1% of Part I, line 27b)			6 10,120.
7 Add lines 5 and 6			7 897,865.
8 Enter qualifying distributions from Part XII, line 4			8 914,230.

If line 8 is equal to or greater than line 7, check the box in Part VI, line 1b, and complete that part using a 1% tax rate. See the Part VI instructions.

Part VI Excise Tax Based on Investment Income (Section 4940(a), 4940(b), 4940(e), or 4948 - see instructions)

1a Exempt operating foundations described in section 4940(d)(2), check here <input type="checkbox"/> and enter "N/A" on line 1. Date of ruling or determination letter _____ (attach copy of letter if necessary - see instructions)		1	10,120.
b Domestic foundations that meet the section 4940(e) requirements in Part V, check here <input checked="" type="checkbox"/> and enter 1% of Part I, line 27b			
c All other domestic foundations enter 2% of line 27b. Exempt foreign organizations enter 4% of Part I, line 12, col (b).			
2 Tax under section 511 (domestic section 4947(a)(1) trusts and taxable foundations only Others enter -0-)		2	
3 Add lines 1 and 2		3	10,120.
4 Subtitle A (income) tax (domestic section 4947(a)(1) trusts and taxable foundations only Others enter -0-)		4	NONE
5 Tax based on investment income. Subtract line 4 from line 3. If zero or less, enter -0-		5	10,120.
6 Credits/Payments			
a 2012 estimated tax payments and 2011 overpayment credited to 2012	6a	17,326.	
b Exempt foreign organizations - tax withheld at source	6b	NONE	
c Tax paid with application for extension of time to file (Form 8868)	6c	5,000.	
d Backup withholding erroneously withheld	6d		
7 Total credits and payments. Add lines 6a through 6d	7	22,326.	
8 Enter any penalty for underpayment of estimated tax. Check here <input type="checkbox"/> if Form 2220 is attached	8		
9 Tax due. If the total of lines 5 and 8 is more than line 7, enter amount owed	9		
10 Overpayment. If line 7 is more than the total of lines 5 and 8, enter the amount overpaid	10	12,206.	
11 Enter the amount of line 10 to be Credited to 2013 estimated tax <input checked="" type="checkbox"/> 10,120. Refunded <input checked="" type="checkbox"/> 2,086.	11		

Part VII-A Statements Regarding Activities

	Yes	No
1a During the tax year, did the foundation attempt to influence any national, state, or local legislation or did it participate or intervene in any political campaign?		X
b Did it spend more than \$100 during the year (either directly or indirectly) for political purposes (see Instructions for the definition)? If the answer is "Yes" to 1a or 1b, attach a detailed description of the activities and copies of any materials published or distributed by the foundation in connection with the activities		X
c Did the foundation file Form 1120-POL for this year?		X
d Enter the amount (if any) of tax on political expenditures (section 4955) imposed during the year: (1) On the foundation <input checked="" type="checkbox"/> \$ _____ (2) On foundation managers <input checked="" type="checkbox"/> \$ _____		
e Enter the reimbursement (if any) paid by the foundation during the year for political expenditure tax imposed on foundation managers <input checked="" type="checkbox"/> \$ _____		
2 Has the foundation engaged in any activities that have not previously been reported to the IRS? If "Yes," attach a detailed description of the activities		X
3 Has the foundation made any changes, not previously reported to the IRS, in its governing instrument, articles of incorporation, or bylaws, or other similar instruments? If "Yes," attach a conformed copy of the changes		X
4a Did the foundation have unrelated business gross income of \$1,000 or more during the year?		X
b If "Yes," has it filed a tax return on Form 990-T for this year?		
5 Was there a liquidation, termination, dissolution, or substantial contraction during the year? If "Yes," attach the statement required by General Instruction T.		X
6 Are the requirements of section 508(e) (relating to sections 4941 through 4945) satisfied either • By language in the governing instrument, or • By state legislation that effectively amends the governing instrument so that no mandatory directions that conflict with the state law remain in the governing instrument?	X	
7 Did the foundation have at least \$5,000 in assets at any time during the year? If "Yes," complete Part II, col (c), and Part XV	X	
8a Enter the states to which the foundation reports or with which it is registered (see instructions) <input checked="" type="checkbox"/> LA		
b If the answer is "Yes" to line 7, has the foundation furnished a copy of Form 990-PF to the Attorney General (or designate) of each state as required by General Instruction G? If "No," attach explanation	X	
9 Is the foundation claiming status as a private operating foundation within the meaning of section 4942(j)(3) or 4942(j)(5) for calendar year 2012 or the taxable year beginning in 2012 (see instructions for Part XIV)? If "Yes," complete Part XIV		X
10 Did any persons become substantial contributors during the tax year? If "Yes," attach a schedule listing their names and addresses		X

Form 990-PF (2012)

Part VII-A Statements Regarding Activities (continued)

11	At any time during the year, did the foundation, directly or indirectly, own a controlled entity within the meaning of section 512(b)(13)? If "Yes," attach schedule (see instructions)	11		X
12	Did the foundation make a distribution to a donor advised fund over which the foundation or a disqualified person had advisory privileges? If "Yes," attach statement (see instructions)	12		X
13	Did the foundation comply with the public inspection requirements for its annual returns and exemption application?	13		X
Website address <u>N/A</u>				
14	The books are in care of <u>JPMORGAN CHASE BANK, NA</u> Telephone no <u>(866) 888-5157</u>			
Located at <u>10 S DEARBORN ST., FL21, CHICAGO, IL</u> ZIP+4 <u>60603</u>				
15	Section 4947(a)(1) nonexempt charitable trusts filing Form 990-PF in lieu of Form 1041 - Check here	15		
16	At any time during calendar year 2012, did the foundation have an interest in or a signature or other authority over a bank, securities, or other financial account in a foreign country?	16	Yes	No
				X
See the instructions for exceptions and filing requirements for Form TD F 90-22.1. If "Yes," enter the name of the foreign country				

Part VII-B Statements Regarding Activities for Which Form 4720 May Be Required

File Form 4720 if any item is checked in the "Yes" column, unless an exception applies.

	Yes	No
1a During the year did the foundation (either directly or indirectly)		
(1) Engage in the sale or exchange, or leasing of property with a disqualified person?	<input type="checkbox"/> Yes	<input checked="" type="checkbox"/> No
(2) Borrow money from, lend money to, or otherwise extend credit to (or accept it from) a disqualified person?	<input type="checkbox"/> Yes	<input checked="" type="checkbox"/> No
(3) Furnish goods, services, or facilities to (or accept them from) a disqualified person?	<input type="checkbox"/> Yes	<input checked="" type="checkbox"/> No
(4) Pay compensation to, or pay or reimburse the expenses of, a disqualified person?	<input checked="" type="checkbox"/> Yes	<input type="checkbox"/> No
(5) Transfer any income or assets to a disqualified person (or make any of either available for the benefit or use of a disqualified person)?	<input type="checkbox"/> Yes	<input checked="" type="checkbox"/> No
(6) Agree to pay money or property to a government official? (Exception. Check "No" if the foundation agreed to make a grant to or to employ the official for a period after termination of government service, if terminating within 90 days).	<input type="checkbox"/> Yes	<input checked="" type="checkbox"/> No
b If any answer is "Yes" to 1a(1)-(6), did any of the acts fail to qualify under the exceptions described in Regulations section 53.4941(d)-3 or in a current notice regarding disaster assistance (see instructions)?	1b	X
Organizations relying on a current notice regarding disaster assistance check here		
c Did the foundation engage in a prior year in any of the acts described in 1a, other than excepted acts, that were not corrected before the first day of the tax year beginning in 2012?	1c	X
2 Taxes on failure to distribute income (section 4942) (does not apply for years the foundation was a private operating foundation defined in section 4942(j)(3) or 4942(j)(5))		
a At the end of tax year 2012, did the foundation have any undistributed income (lines 6d and 6e, Part XIII) for tax year(s) beginning before 2012?	<input type="checkbox"/> Yes	<input checked="" type="checkbox"/> No
If "Yes," list the years		
b Are there any years listed in 2a for which the foundation is not applying the provisions of section 4942(a)(2) (relating to incorrect valuation of assets) to the year's undistributed income? (If applying section 4942(a)(2) to all years listed, answer "No" and attach statement - see instructions)	2b	X
c If the provisions of section 4942(a)(2) are being applied to any of the years listed in 2a, list the years here.		
3a Did the foundation hold more than a 2% direct or indirect interest in any business enterprise at any time during the year?	<input type="checkbox"/> Yes	<input checked="" type="checkbox"/> No
b If "Yes," did it have excess business holdings in 2012 as a result of (1) any purchase by the foundation or disqualified persons after May 26, 1969, (2) the lapse of the 5-year period (or longer period approved by the Commissioner under section 4943(c)(7)) to dispose of holdings acquired by gift or bequest; or (3) the lapse of the 10-, 15-, or 20-year first phase holding period? (Use Schedule C, Form 4720, to determine if the foundation had excess business holdings in 2012.)	3b	
4a Did the foundation invest during the year any amount in a manner that would jeopardize its charitable purposes?	4a	X
b Did the foundation make any investment in a prior year (but after December 31, 1969) that could jeopardize its charitable purpose that had not been removed from jeopardy before the first day of the tax year beginning in 2012?	4b	X

Form 990-PF (2012)

Part VII-B Statements Regarding Activities for Which Form 4720 May Be Required (continued)**5a** During the year did the foundation pay or incur any amount to(1) Carry on propaganda, or otherwise attempt to influence legislation (section 4945(e))? ☐ Yes ☒ No(2) Influence the outcome of any specific public election (see section 4955); or to carry on, directly or indirectly, any voter registration drive? ☐ Yes ☒ No(3) Provide a grant to an individual for travel, study, or other similar purposes? ☐ Yes ☒ No(4) Provide a grant to an organization other than a charitable, etc., organization described in section 509(a)(1), (2), or (3), or section 4940(d)(2)? (see instructions) ☐ Yes ☒ No(5) Provide for any purpose other than religious, charitable, scientific, literary, or educational purposes, or for the prevention of cruelty to children or animals? ☐ Yes ☒ No**b** If any answer is "Yes" to 5a(1)-(5), did any of the transactions fail to qualify under the exceptions described in Regulations section 53.4945 or in a current notice regarding disaster assistance (see instructions)? ☐ Yes ☒ NoOrganizations relying on a current notice regarding disaster assistance check here ☐**c** If the answer is "Yes" to question 5a(4), does the foundation claim exemption from the tax because it maintained expenditure responsibility for the grant? ☐ Yes ☒ No

If "Yes," attach the statement required by Regulations section 53.4945-5(d)

6a Did the foundation, during the year, receive any funds, directly or indirectly, to pay premiums on a personal benefit contract? ☐ Yes ☒ No**b** Did the foundation, during the year, pay premiums, directly or indirectly, on a personal benefit contract? ☐ Yes ☒ No

If "Yes" to 6b, file Form 8870

7a At any time during the tax year, was the foundation a party to a prohibited tax shelter transaction? ☐ Yes ☒ No**b** If "Yes," did the foundation receive any proceeds or have any net income attributable to the transaction? ☐ Yes ☒ No**Part VIII Information About Officers, Directors, Trustees, Foundation Managers, Highly Paid Employees, and Contractors****1** List all officers, directors, trustees, foundation managers and their compensation (see instructions).

(a) Name and address	(b) Title, and average hours per week devoted to position	(c) Compensation (if not paid, enter -0-)	(d) Contributions to employee benefit plans and deferred compensation	(e) Expense account, other allowances
Whitney Bank 228 St. Charles Ave., New Orleans, LA 70130	trustee 5	46,738.	- 0 -	- 0 -
William H. Callahan 201 St. Charles Ave. Fl28, New Orleans, LA	co trustee 2	18,000.		
Eugenie C Schwartz 201 Saint Charles Ave., New Orleans, LA 70170	co-trustee 2	18,000.		
Chris Hale 201 St. Charles ave. Fl 28, New Orleans, LA 70170	co-trustee 2	18,000.		

2 Compensation of five highest-paid employees (other than those included on line 1 - see instructions). If none, enter "NONE."

(a) Name and address of each employee paid more than \$50,000	(b) Title, and average hours per week devoted to position	(c) Compensation	(d) Contributions to employee benefit plans and deferred compensation	(e) Expense account, other allowances
NONE		NONE	NONE	NONE

Total number of other employees paid over \$50,000 ☐ NONE

Form 990-PF (2012)

Part VIII Information About Officers, Directors, Trustees, Foundation Managers, Highly Paid Employees, and Contractors (continued)**3 Five highest-paid independent contractors for professional services** (see instructions). If none, enter "NONE."

(a) Name and address of each person paid more than \$50,000	(b) Type of service	(c) Compensation
NONE		NONE
Total number of others receiving over \$50,000 for professional services		NONE

Part IX-A Summary of Direct Charitable Activities

List the foundation's four largest direct charitable activities during the tax year. Include relevant statistical information such as the number of organizations and other beneficiaries served, conferences convened, research papers produced, etc.

Expenses

1 NONE	
2	
3	
4	

Part IX-B Summary of Program-Related Investments (see instructions)

Describe the two largest program-related investments made by the foundation during the tax year on lines 1 and 2

Amount

1 NONE	
2	
All other program-related investments See instructions	
3 NONE	
Total. Add lines 1 through 3	

Form 990-PF (2012)

Part X Minimum Investment Return (All domestic foundations must complete this part. Foreign foundations, see instructions.)

1	Fair market value of assets not used (or held for use) directly in carrying out charitable, etc., purposes:		
a	Average monthly fair market value of securities	1a	17,509,212.
b	Average of monthly cash balances	1b	575,596.
c	Fair market value of all other assets (see instructions)	1c	338,796.
d	Total (add lines 1a, b, and c)	1d	18,423,604.
e	Reduction claimed for blockage or other factors reported on lines 1a and 1c (attach detailed explanation)	1e	
2	Acquisition indebtedness applicable to line 1 assets	2	NONE
3	Subtract line 2 from line 1d	3	18,423,604.
4	Cash deemed held for charitable activities. Enter 1 1/2% of line 3 (for greater amount, see instructions)	4	276,354.
5	Net value of noncharitable-use assets. Subtract line 4 from line 3. Enter here and on Part V, line 4	5	18,147,250.
6	Minimum investment return. Enter 5% of line 5	6	907,363.

Part XI Distributable Amount (see instructions) (Section 4942(j)(3) and (j)(5) private operating foundations and certain foreign organizations check here ☐ and do not complete this part)

1	Minimum investment return from Part X, line 6	1	907,363.
2a	Tax on investment income for 2012 from Part VI, line 5	2a	10,120.
b	Income tax for 2012. (This does not include the tax from Part VI.)	2b	
c	Add lines 2a and 2b	2c	10,120.
3	Distributable amount before adjustments. Subtract line 2c from line 1	3	897,243.
4	Recoveries of amounts treated as qualifying distributions	4	NONE
5	Add lines 3 and 4	5	897,243.
6	Deduction from distributable amount (see instructions)	6	NONE
7	Distributable amount as adjusted. Subtract line 6 from line 5. Enter here and on Part XIII, line 1	7	897,243.

Part XII Qualifying Distributions (see instructions)

1	Amounts paid (including administrative expenses) to accomplish charitable, etc., purposes:		
a	Expenses, contributions, gifts, etc. - total from Part I, column (d), line 26	1a	914,230.
b	Program-related investments - total from Part IX-B	1b	
2	Amounts paid to acquire assets used (or held for use) directly in carrying out charitable, etc., purposes	2	NONE
3	Amounts set aside for specific charitable projects that satisfy the:		
a	Suitability test (prior IRS approval required)	3a	NONE
b	Cash distribution test (attach the required schedule)	3b	NONE
4	Qualifying distributions. Add lines 1a through 3b. Enter here and on Part V, line 8, and Part XIII, line 4	4	914,230.
5	Foundations that qualify under section 4940(e) for the reduced rate of tax on net investment income. Enter 1% of Part I, line 27b (see instructions)	5	10,120.
6	Adjusted qualifying distributions. Subtract line 5 from line 4	6	904,110.

Note. The amount on line 6 will be used in Part V, column (b), in subsequent years when calculating whether the foundation qualifies for the section 4940(e) reduction of tax in those years.

Part XIII Undistributed Income (see instructions)

	(a) Corpus	(b) Years prior to 2011	(c) 2011	(d) 2012
1 Distributable amount for 2012 from Part XI, line 7				897,243.
2 Undistributed income, if any, as of the end of 2012.				
a Enter amount for 2011 only			898,970.	
b Total for prior years 20____, 20____, 20____		NONE		
3 Excess distributions carryover, if any, to 2012				
a From 2007	NONE			
b From 2008	NONE			
c From 2009	NONE			
d From 2010	NONE			
e From 2011	NONE			
f Total of lines 3a through e	NONE			
4 Qualifying distributions for 2012 from Part XII, line 4 ▶ \$ <u>914,230.</u>				
a Applied to 2011, but not more than line 2a			898,970.	
b Applied to undistributed income of prior years (Election required - see instructions)		NONE		
c Treated as distributions out of corpus (Election required - see instructions)	NONE			
d Applied to 2012 distributable amount				15,260.
e Remaining amount distributed out of corpus	NONE			
5 Excess distributions carryover applied to 2012 (If an amount appears in column (d), the same amount must be shown in column (a))	NONE			NONE
6 Enter the net total of each column as indicated below:				
a Corpus Add lines 3f, 4c, and 4e Subtract line 5	NONE			
b Prior years' undistributed income Subtract line 4b from line 2b		NONE		
c Enter the amount of prior years' undistributed income for which a notice of deficiency has been issued, or on which the section 4942(a) tax has been previously assessed		NONE		
d Subtract line 6c from line 6b. Taxable amount - see instructions		NONE		
e Undistributed income for 2011 Subtract line 4a from line 2a. Taxable amount - see instructions				
f Undistributed income for 2012. Subtract lines 4d and 5 from line 1 This amount must be distributed in 2013				881,983.
7 Amounts treated as distributions out of corpus to satisfy requirements imposed by section 170(b)(1)(F) or 4942(g)(3) (see instructions)	NONE			
8 Excess distributions carryover from 2007 not applied on line 5 or line 7 (see instructions)	NONE			
9 Excess distributions carryover to 2013. Subtract lines 7 and 8 from line 6a	NONE			
10 Analysis of line 9				
a Excess from 2008	NONE			
b Excess from 2009	NONE			
c Excess from 2010	NONE			
d Excess from 2011	NONE			
e Excess from 2012	NONE			

Part XIV Private Operating Foundations (see instructions and Part VII-A, question 9)

NOT APPLICABLE

1a If the foundation has received a ruling or determination letter that it is a private operating foundation, and the ruling is effective for 2012, enter the date of the ruling

b Check box to indicate whether the foundation is a private operating foundation described in section

4942(j)(3) or 4942(j)(5)

2a Enter the lesser of the adjusted net income from Part I or the minimum investment return from Part X for each year listed

Tax year	Prior 3 years				(e) Total
	(a) 2012	(b) 2011	(c) 2010	(d) 2009	
b 85% of line 2a					
c Qualifying distributions from Part XII, line 4 for each year listed					
d Amounts included in line 2c not used directly for active conduct of exempt activities					
e Qualifying distributions made directly for active conduct of exempt activities. Subtract line 2d from line 2c					
3 Complete 3a, b, or c for the alternative test relied upon					
a "Assets" alternative test - enter					
(1) Value of all assets					
(2) Value of assets qualifying under section 4942(j)(3)(B)(i)					
b "Endowment" alternative test - enter 2/3 of minimum investment return shown in Part X, line 6 for each year listed					
c "Support" alternative test - enter					
(1) Total support other than gross investment income (interest, dividends, rents, payments on securities loans (section 512(a)(5)), or royalties)					
(2) Support from general public and 5 or more exempt organizations as provided in section 4942(j)(3)(B)(iii)					
(3) Largest amount of support from an exempt organization					
(4) Gross investment income					

Part XV Supplementary Information (Complete this part only if the foundation had \$5,000 or more in assets at any time during the year - see instructions.)**1 Information Regarding Foundation Managers:**

a List any managers of the foundation who have contributed more than 2% of the total contributions received by the foundation before the close of any tax year (but only if they have contributed more than \$5,000) (See section 507(d)(2).)

NONE

b List any managers of the foundation who own 10% or more of the stock of a corporation (or an equally large portion of the ownership of a partnership or other entity) of which the foundation has a 10% or greater interest.

NONE

2 Information Regarding Contribution, Grant, Gift, Loan, Scholarship, etc., Programs:

Check here ☒ if the foundation only makes contributions to preselected charitable organizations and does not accept unsolicited requests for funds. If the foundation makes gifts, grants, etc. (see instructions) to individuals or organizations under other conditions, complete items 2a, b, c, and d.

a The name, address, and telephone number or e-mail of the person to whom applications should be addressed:

b The form in which applications should be submitted and information and materials they should include:

c Any submission deadlines:

d Any restrictions or limitations on awards, such as by geographical areas, charitable fields, kinds of institutions, or other factors:

Part XV Supplementary Information (continued)**3 Grants and Contributions Paid During the Year or Approved for Future Payment**

Recipient Name and address (home or business)	If recipient is an individual, show any relationship to any foundation manager or substantial contributor	Foundation status of recipient	Purpose of grant or contribution	Amount
a Paid during the year				
SEE STATEMENT 10				898,509.
Total			3a	898,509.
b Approved for future payment				
Total			3b	

Enter gross amounts unless otherwise indicated

(See worksheet in line 13 instructions to verify calculations)

Explain below how each activity for which income is reported in column (e) of Part XVI-A contributed importantly to the accomplishment of the foundation's exempt purposes (other than by providing funds for such purposes). (See instructions)

15

**SCHEDULE D
(Form 1041)**

Department of the Treasury
Internal Revenue Service

Capital Gains and Losses

► Attach to Form 1041, Form 5227, or Form 990-T.
► Information about Schedule D (Form 1041) and its separate instructions is at
www.irs.gov/form1041.

OMB No 1545-0092

2012

Name of estate or trust

COYPU FOUNDATION TRUST P24803002

Employer identification number

58-1795856

Note: Form 5227 filers need to complete **only** Parts I and II.

Part I Short-Term Capital Gains and Losses - Assets Held One Year or Less

(a) Description of property (Example 100 shares 7% preferred of "Z" Co)	(b) Date acquired (mo, day, yr)	(c) Date sold (mo, day, yr)	(d) Sales price	(e) Cost or other basis (see instructions)	(f) Gain or (loss) for the entire year Subtract (e) from (d)
1a					

b Enter the short-term gain or (loss), if any, from Schedule D-1, line 1b	1b	
2 Short-term capital gain or (loss) from Forms 4684, 6252, 6781, and 8824	2	
3 Net short-term gain or (loss) from partnerships, S corporations, and other estates or trusts	3	
4 Short-term capital loss carryover. Enter the amount, if any, from line 9 of the 2011 Capital Loss Carryover Worksheet	4	()
5 Net short-term gain or (loss). Combine lines 1a through 4 in column (f). Enter here and on line 13, column (3) on the back ►	5	

Part II Long-Term Capital Gains and Losses - Assets Held More Than One Year

(a) Description of property (Example 100 shares 7% preferred of "Z" Co)	(b) Date acquired (mo, day, yr)	(c) Date sold (mo, day, yr)	(d) Sales price	(e) Cost or other basis (see instructions)	(f) Gain or (loss) for the entire year Subtract (e) from (d)
6a					
LONG-TERM CAPITAL GAIN DIVIDENDS					277.

b Enter the long-term gain or (loss), if any, from Schedule D-1, line 6b	6b	489,045.
7 Long-term capital gain or (loss) from Forms 2439, 4684, 6252, 6781, and 8824	7	
8 Net long-term gain or (loss) from partnerships, S corporations, and other estates or trusts	8	
9 Capital gain distributions	9	
10 Gain from Form 4797, Part I	10	
11 Long-term capital loss carryover. Enter the amount, if any, from line 14 of the 2011 Capital Loss Carryover Worksheet	11	()
12 Net long-term gain or (loss). Combine lines 6a through 11 in column (f). Enter here and on line 14a, column (3) on the back ►	12	489,322.

For Paperwork Reduction Act Notice, see the Instructions for Form 1041.

Schedule D (Form 1041) 2012

Part III Summary of Parts I and II		(1) Beneficiaries' (see instr.)	(2) Estate's or trust's	(3) Total
Caution: Read the instructions before completing this part.				
13 Net short-term gain or (loss)	13			
14 Net long-term gain or (loss):				
a Total for year	14a			489,322.
b Unrecaptured section 1250 gain (see line 18 of the wrksht.)	14b			
c 28% rate gain	14c			
15 Total net gain or (loss). Combine lines 13 and 14a ▶	15			489,322.

Note: If line 15, column (3), is a net gain, enter the gain on Form 1041, line 4 (or Form 990-T, Part I, line 4a). If lines 14a and 15, column (2), are net gains, go to Part V, and do not complete Part IV. If line 15, column (3), is a net loss, complete Part IV and the **Capital Loss Carryover Worksheet**, as necessary.

Part IV Capital Loss Limitation

16 Enter here and enter as a (loss) on Form 1041, line 4 (or Form 990-T, Part I, line 4c, if a trust), the smaller of:	16	()
a The loss on line 15, column (3) or b \$3,000		

Note: If the loss on line 15, column (3), is more than \$3,000, or if Form 1041, page 1, line 22 (or Form 990-T, line 34), is a loss, complete the **Capital Loss Carryover Worksheet** in the instructions to figure your capital loss carryover.

Part V Tax Computation Using Maximum Capital Gains Rates

Form 1041 filers. Complete this part **only** if both lines 14a and 15 in column (2) are gains, or an amount is entered in Part I or Part II and there is an entry on Form 1041, line 2b(2), and Form 1041, line 22, is more than zero.

Caution: Skip this part and complete the **Schedule D Tax Worksheet** in the instructions if:

- Either line 14b, col. (2) or line 14c, col. (2) is more than zero, or
- Both Form 1041, line 2b(1), and Form 4952, line 4g are more than zero.

Form 990-T trusts. Complete this part **only** if both lines 14a and 15 are gains, or qualified dividends are included in income in Part I of Form 990-T, and Form 990-T, line 34, is more than zero. Skip this part and complete the **Schedule D Tax Worksheet** in the instructions if either line 14b, col. (2) or line 14c, col. (2) is more than zero.

17 Enter taxable income from Form 1041, line 22 (or Form 990-T, line 34) . . .	17		
18 Enter the smaller of line 14a or 15 in column (2) but not less than zero	18		
19 Enter the estate's or trust's qualified dividends from Form 1041, line 2b(2) (or enter the qualified dividends included in income in Part I of Form 990-T) . .	19		
20 Add lines 18 and 19	20		
21 If the estate or trust is filing Form 4952, enter the amount from line 4g; otherwise, enter -0- . . . ▶	21		
22 Subtract line 21 from line 20. If zero or less, enter -0-	22		
23 Subtract line 22 from line 17. If zero or less, enter -0-	23		
24 Enter the smaller of the amount on line 17 or \$2,400	24		
25 Is the amount on line 23 equal to or more than the amount on line 24? <input type="checkbox"/> Yes. Skip lines 25 and 26; go to line 27 and check the "No" box. <input type="checkbox"/> No. Enter the amount from line 23	25		
26 Subtract line 25 from line 24	26		
27 Are the amounts on lines 22 and 26 the same? <input type="checkbox"/> Yes. Skip lines 27 thru 30, go to line 31 <input type="checkbox"/> No. Enter the smaller of line 17 or line 22	27		
28 Enter the amount from line 26 (If line 26 is blank, enter -0-)	28		
29 Subtract line 28 from line 27	29		
30 Multiply line 29 by 15% (.15)			30
31 Figure the tax on the amount on line 23. Use the 2012 Tax Rate Schedule for Estates and Trusts (see the Schedule G instructions in the instructions for Form 1041)			31
32 Add lines 30 and 31			32
33 Figure the tax on the amount on line 17. Use the 2012 Tax Rate Schedule for Estates and Trusts (see the Schedule G instructions in the instructions for Form 1041)			33
34 Tax on all taxable income. Enter the smaller of line 32 or line 33 here and on Form 1041, Schedule G, line 1a (or Form 990-T, line 36)			34

Schedule D (Form 1041) 2012


Employer identification number

58-1795856

[illegible]

6b Total. Combine the amounts in column (f). Enter here and on Schedule D, line 6b	489,045.00
---	------------

Schedule D-1 (Form 1041) 2012



WHITNEY®

Trust & Asset Management

STATEMENT OF ACTIVITY

PAGE 77


JANUARY 01, 2012 TO DECEMBER 31, 2012

ACCOUNT NAME COYPU FOUNDATION

ACCOUNT NUMBER 1145000137

TRANSACTION DETAIL (CONTINUED)

DATE	DESCRIPTION	PRINCIPAL CASH	INCOME CASH	COST	GAIN / LOSS
SALES AND MATURITIES					
01/05/12	31607A109 SOLD 3,827 2 FIDELITY INST MMKT (2013) ON 01/05/2012 AT 1 00	3,827 20		3,827 20-	
01/17/12	46625HCA6 MATURED 250,000 UNITS JPMORGAN CHASE & CO & CO GLOBAL SR HLDG CO NT 4 5% 01/15/2012 EFFECTIVE 01/15/2012	250,000 00		253,030 00-	3,030 00-
01/17/12	3128GXY34 PAYMENT ON 40,689 28 UNITS FHLMC POOL GOLD #E93436 5% 12/01/2017 ORIGINAL FACE VALUE 500,000 00 FHLMC PC GOLD GUAR 15	2,072 61		2,117 94-	45 33-
01/17/12	3128MJAY6 PAYMENT ON 85,116 93 UNITS FHLMC GOLD #G08022 6% 11/01/2034 ORIGINAL FACE VALUE 373,000 00 FHLMC PC GOLD COMB 30	1,204 84		1,202 96-	1 88
01/17/12	31294KV77 PAYMENT ON 45,051 79 UNITS FHLMC POOL #E01538 DUE 5% 12/01/2018 ORIGINAL FACE VALUE 252,093 00 FHLMC PC GOLD CASH 15	1,744 41		1,765 13-	20 72-
01/17/12	36208XQW4 PAYMENT ON 7,275 39 UNITS GNMA 464356 DUE #464069 7% 07/15/2013 ORIGINAL FACE VALUE 500,000 00 3162 MIDFIRST BANK	384 14		393 96-	9 82-
01/17/12	36210AMG9 PAYMENT ON 12,052 5 UNITS GNMA #486459 6 5% 08/15/2028 ORIGINAL FACE VALUE 500,000 00 3355 WELLS FARGO HOME MORTGAGE	32 87		32 82-	0 05
01/17/12	31607A109 SOLD 4,294 38 FIDELITY INST MMKT (2013) ON 01/17/2012 AT 1 00	4,294 38		4,294 38-	
01/20/12	36202C2Y8 PAYMENT ON 6,592 32 UNITS GNMA #002591 7% 05/20/2028 ORIGINAL FACE VALUE 495,800 00 GNMA PASS-THRU M SINGLE FAMIL	28 29		28 55-	0 26-
01/24/12	257867101 SOLD 4,405 SHS R R DONNELLEY & SONS ON 01/19/2012 AT 11 8879 THRU SIDCO/CONVERGEX COMMISSIONS PAID 198 23 EXPENSES PAID 1 01	52,166 96		80,826 16-	28,659 20-



WHITNEY

Trust & Asset Management

STATEMENT OF ACTIVITY

PAGE 78

JANUARY 01, 2012 TO DECEMBER 31, 2012

ACCOUNT NAME COYPU FOUNDATION

ACCOUNT NUMBER 1145000137

TRANSACTION DETAIL (CONTINUED)

DATE	DESCRIPTION	PRINCIPAL CASH	INCOME CASH	COST	GAIN / LOSS
01/24/12	693506107 SOLD 975 SHS PPG INDUSTRIES INC ON 01/19/2012 AT 87 4151 THRU SIDCO/CONVERGEX COMMISSIONS PAID 43 88 EXPENSES PAID 1 64	85,184 20		71,853 02-	13,331 18
01/24/12	31607A109 SOLD 14,967 09 FIDELITY INST MMKT (2013) ON 01/24/2012 AT 1 00	14,967 09		14,967 09-	
01/25/12	31404RFY8 PAYMENT ON 9,495 47 UNITS FNMA POOL #776083 4 5% 05/01/2019 ORIGINAL FACE VALUE 150,000 00 FNMA PASS-THRU INT 15 YEAR	89 60		89 24-	0 45
02/15/12	3128GXY34 PAYMENT ON 38,616 67 UNITS FHLMC POOL GOLD #E93430 5% 12/01/2017 ORIGINAL FACE VALUE 500,000 00 FHLMC PC GOLD GUAR 15	948 66		969 41-	20 75-
02/15/12	3128MJAY6 PAYMENT ON 83,912 09 UNITS FHLMC GOLD #G08022 6% 11/01/2034 ORIGINAL FACE VALUE 373,000 00 FHLMC PC GOLD COMB 30	2,013 31		2,010 16-	3 15
02/15/12	31294KV77 PAYMENT ON 43,307 38 UNITS FHLMC POOL #E01538 DUE 5% 12/01/2018 ORIGINAL FACE VALUE 252,093 00 FHLMC PC GOLD CASH 15	1,103 85		1,116 96-	13 11-
02/15/12	36208XQW4 PAYMENT ON 6,891 25 UNITS GNMA 464356 DUE #464069 7% 07/15/2013 ORIGINAL FACE VALUE 500,000 00 3162 MIDFIRST BANK	386 53		396 41-	9 88-
02/15/12	36210AMG9 PAYMENT ON 12,019 63 UNITS GNMA #486459 6 5% 08/15/2028 ORIGINAL FACE VALUE 500,000 00 3355 WELLS FARGO HOME MORTGAGE	33 06		33 01-	0 05
02/16/12	31607A109 SOLD 3,255 33 FIDELITY INST MMKT (2013) ON 02/16/2012 AT 1 00	3,255 33		3,255 33-	
02/20/12	36202C2Y8 PAYMENT ON 6,564 03 UNITS GNMA #002591 7% 05/20/2028 ORIGINAL FACE VALUE 495,800 00 GNMA PASS-THRU M SINGLE FAMIL	123 34		124 47-	1 13-



WHITNEY

Trust & Asset Management

STATEMENT OF ACTIVITY

PAGE 79

JANUARY 01, 2012 TO DECEMBER 31, 2012

ACCOUNT NAME COYPU FOUNDATION

ACCOUNT NUMBER 1145000137

TRANSACTION DETAIL (CONTINUED)

DATE	DESCRIPTION	PRINCIPAL CASH	INCOME CASH	COST	GAIN / LOSS
02/24/12	025816109 SOLD 1,150 SHS AMERICAN EXPRESS CO ON 02/21/2012 AT 52.7436 THRU ASSENT LLC COMMISSIONS PAID 51.75 EXPENSES PAID 1.10	60,602.30		54,521.27-	6,081.03
02/27/12	31404RFY8 PAYMENT ON 9,405.78 UNITS FNMA POOL #776083 4.5% 05/01/2019 ORIGINAL FACE VALUE 150,000.00 FNMA PASS-THRU INT 15 YEAR	90.05		89.60-	0.45
02/28/12	714290103 SOLD 700 SHS PERRIGO CO ON 02/23/2012 AT 93.9957 THRU ASSENT LLC COMMISSIONS PAID 31.50 EXPENSES PAID 1.18	65,764.31		62,806.17-	2,958.14
02/28/12	31607A109 SOLD 607.33 FIDELITY INST MMKT (2013) ON 02/28/2012 AT 1.00	607.33		607.33-	
03/14/12	31607A109 SOLD 716.4 FIDELITY INST MMKT (2013) ON 03/14/2012 AT 1.00	716.40		716.40-	
03/15/12	3128GXY34 PAYMENT ON 37,668.01 UNITS FHLMC POOL GOLD #E93430 5% 12/01/2017 ORIGINAL FACE VALUE 500,000.00 FHLMC PC GOLD GUAR 15	1,413.48		1,444.40-	30.92-
03/15/12	3128MJAY6 PAYMENT ON 81,898.78 UNITS FHLMC GOLD #G08022 6% 11/01/2034 ORIGINAL FACE VALUE 373,000.00 FHLMC PC GOLD COMB 30	2,093.92		2,090.65-	3.27
03/15/12	31294KV77 PAYMENT ON 42,203.53 UNITS FHLMC POOL #E01538 DUE 5% 12/01/2018 ORIGINAL FACE VALUE 252,093.00 FHLMC PC GOLD CASH 15	1,589.85		1,608.73-	18.88-
03/15/12	36208XQW4 PAYMENT ON 6,504.72 UNITS GNMA 464356 DUE #464069 7% 07/15/2013 ORIGINAL FACE VALUE 500,000.00 3162 MIDFIRST BANK	388.96		398.90-	9.94-
03/15/12	36210AMG9 PAYMENT ON 11,986.57 UNITS GNMA #486459 6.5% 08/15/2028 ORIGINAL FACE VALUE 500,000.00 3355 WELLS FARGO HOME MORTGAGE	33.26		33.21-	0.05
03/16/12	31607A109 SOLD 3,371.59 FIDELITY INST MMKT (2013) ON 03/16/2012 AT 1.00	3,371.59		3,371.59-	



STATEMENT OF ACTIVITY


PAGE 80

JANUARY 01, 2012 TO DECEMBER 31, 2012

ACCOUNT NAME COYPU FOUNDATION
ACCOUNT NUMBER 1145000137

TRANSACTION DETAIL (CONTINUED)

DATE	DESCRIPTION	PRINCIPAL CASH	INCOME CASH	COST	GAIN / LOSS
03/20/12	36202C2Y8 PAYMENT ON 6,440 69 UNITS GNMA #002591 7% 05/20/2028 ORIGINAL FACE VALUE 495,800 00 GNMA PASS-THRU M SINGLE FAMIL	42 09		42 48-	0 39-
03/26/12	31404RFY8 PAYMENT ON 9,315 73 UNITS FNMA POOL #776083 4 5% 05/01/2019 ORIGINAL FACE VALUE 150,000 00 FNMA PASS-THRU INT 15 YEAR	4,136 23		4,115 55-	20 68
04/02/12	31607A109 SOLD 11,611 9 FIDELITY INST MMKT (2013) ON 04/02/2012 AT 1 00	11,611 90		11,611 90-	
04/09/12	31607A109 SOLD 1 000 FIDELITY INST MMKT (2013) ON 04/09/2012 AT 1 00	1,000 00		1,000 00-	
04/16/12	3128GXY34 PAYMENT ON 36,254 53 UNITS FHLMC POOL GOLD #E93430 5% 12/01/2017 ORIGINAL FACE VALUE 500,000 00 FHLMC PC GOLD GUAR 15	1,508 85		1,541 85-	33 00-
04/16/12	3128MJAY6 PAYMENT ON 79,804 86 UNITS FHLMC GOLD #G08022 6% 11/01/2034 ORIGINAL FACE VALUE 373,000 00 FHLMC PC GOLD COMB 30	972 63		971 11-	1 52
04/16/12	31294KV77 PAYMENT ON 40,613 68 UNITS FHLMC POOL #E01538 DUE 5% 12/01/2018 ORIGINAL FACE VALUE 252,093 00 FHLMC PC GOLD CASH 15	1,239 21		1,253 93-	14 72-
04/16/12	36208XQW4 PAYMENT ON 6,115 76 UNITS GNMA 464356 DUE #464069 7% 07/15/2013 ORIGINAL FACE VALUE 500,000 00 3162 MIDFIRST BANK	391 38		401 38-	10 00-
04/16/12	36210AMG9 PAYMENT ON 11,953 31 UNITS GNMA #486459 6 5% 08/15/2028 ORIGINAL FACE VALUE 500,000 00 3355 WELLS FARGO HOME MORTGAGE	33 45		33 40-	0 05
04/17/12	31607A109 SOLD 3,241 32 FIDELITY INST MMKT (2013) ON 04/17/2012 AT 1 00	3,241 32		3,241 32-	
04/19/12	372460105 SOLD 1,250 SHS GENUINE PARTS CO COM ON 04/16/2012 AT 63 3616 THRU ASSENT LLC COMMISSIONS PAID 56 25 EXPENSES PAID 1 78	79,143 97		65,512 50-	13,631 47



WHITNEY

Trust & Asset Management

STATEMENT OF ACTIVITY

PAGE 81

JANUARY 01, 2012 TO DECEMBER 31, 2012

ACCOUNT NAME COYPU FOUNDATION

ACCOUNT NUMBER 1145000137

TRANSACTION DETAIL (CONTINUED)

DATE	DESCRIPTION	PRINCIPAL CASH	INCOME CASH	COST	GAIN / LOSS
04/19/12	03073E105 SOLD 1,740 SHS AMERISOURCEBERGEN CORP COM ON 04/16/2012 AT 37 4792 THRU ASSENT LLC COMMISSIONS PAID 78 30 EXPENSES PAID 1 46	65,134 04		33,006 49-	32,127 55
04/19/12	14149Y108 SOLD 1,675 SHS CARDINAL HEALTH ON 04/16/2012 AT 40 6131 THRU ASSENT LLC COMMISSIONS PAID 75 37 EXPENSES PAID 1 52	67,950 05		67,217 42-	732 63
04/19/12	918204108 SOLD 575 SHS VF CORP COM ON 04/16/2012 AT 149 6529 THRU ASSENT LLC COMMISSIONS PAID 25 87 EXPENSES PAID 1 93	86,022 62		66,737 09-	19,285 53
04/19/12	931142103 SOLD 1,270 SHS WAL MART STORES INC COM ON 04/16/2012 AT 60 7258 THRU ASSENT LLC COMMISSIONS PAID 57 15 EXPENSES PAID 1 73	77,062 88		62,986 10-	14,076 78
04/19/12	00206R102 SOLD 1,480 SHS AT&T INC COM ON 04/16/2012 AT 30 6661 THRU ASSENT LLC COMMISSIONS PAID 66 60 EXPENSES PAID 1 01	45,318 22		40,384 81-	4,933 41
04/20/12	36202C2Y8 PAYMENT ON 6,398 6 UNITS GNMA #002591 7% 05/20/2028 ORIGINAL FACE VALUE 495,800 00 GNMA PASS-THRU M SINGLE FAMIL	161 16		162 64-	1 48-
04/20/12	31607A109 SOLD 17 36 FIDELITY INST MMKT (2013) ON 04/20/2012 AT 1 00	17 36		17 36-	
04/25/12	31404RFY8 PAYMENT ON 5,179 5 UNITS FNMA POOL #776083 4 5% 05/01/2019 ORIGINAL FACE VALUE 150,000 00 FNMA PASS-THRU INT 15 YEAR	51 38		51 12-	0 26
05/11/12	31607A109 SOLD 20,000 FIDELITY INST MMKT (2013) ON 05/11/2012 AT 1 00	20,000 00		20,000 00-	
05/15/12	3128GXY34 PAYMENT ON 34,745 68 UNITS FHLMC POOL GOLD #E93430 5% 12/01/2017 ORIGINAL FACE VALUE 500,000 00 FHLMC PC GOLD GUAR 15	1,575 38		1,609 84-	34 46-



WHITNEY®

Trust & Asset Management

STATEMENT OF ACTIVITY


PAGE 82

JANUARY 01, 2012 TO DECEMBER 31, 2012

ACCOUNT NAME COYPU FOUNDATION
ACCOUNT NUMBER 1145000137

TRANSACTION DETAIL (CONTINUED)

DATE	DESCRIPTION	PRINCIPAL CASH	INCOME CASH	COST	GAIN / LOSS
05/15/12	3128MJAY6 PAYMENT ON 78,832 23 UNITS FHLMC GOLD #G08022 6% 11/01/2034 ORIGINAL FACE VALUE 373,000 00 FHLMC PC GOLD COMB 30	1,986 37		1,983 27-	3 10
05/15/12	31294KV77 PAYMENT ON 39,374 47 UNITS FHLMC POOL #E01538 DUE 5% 12/01/2018 ORIGINAL FACE VALUE 252,093 00 FHLMC PC GOLD CASH 15	1,217 45		1,231 91-	14 46-
05/15/12	36208XQW4 PAYMENT ON 5,724 38 UNITS GNMA 464356 DUE #464069 7% 07/15/2013 ORIGINAL FACE VALUE 500,000 00 3162 MIDFIRST BANK	393 83		403 90-	10 07-
05/15/12	36210AMG9 PAYMENT ON 11,919 86 UNITS GNMA #486459 6 5% 08/15/2028 ORIGINAL FACE VALUE 500,000 00 3355 WELLS FARGO HOME MORTGAGE	2,315 39		2,312 13	3 26
05/16/12	31607A109 SOLD 3,381 18 FIDELITY INST MMKT (2013) ON 05/16/2012 AT 1 00	3,381 18		3,381 18-	
05/18/12	31607A109 SOLD 56 62 FIDELITY INST MMKT (2013) ON 05/18/2012 AT 1 00	56 62		56 62-	
05/21/12	36202C2Y8 PAYMENT ON 6,237 44 UNITS GNMA #002591 7% 05/20/2028 ORIGINAL FACE VALUE 495,800 00 GNMA PASS-THRU M SINGLE FAMIL	110 55		111 56-	1 01-
05/21/12	31607A109 SOLD 42 17 FIDELITY INST MMKT (2013) ON 05/21/2012 AT 1 00	42 17		42 17-	
05/25/12	31404RFY8 PAYMENT ON 5,128 12 UNITS FNMA POOL #776083 4 5% 05/01/2019 ORIGINAL FACE VALUE 150,000 00 FNMA PASS-THRU INT 15 YEAR	51 58		51 32-	0 26
06/15/12	3128GXY34 PAYMENT ON 33,170 3 UNITS FHLMC POOL GOLD #E93430 5% 12/01/2017 ORIGINAL FACE VALUE 500,000 00 FHLMC PC GOLD GUAR 15	798 57		816 04-	17 47-
06/15/12	3128MJAY6 PAYMENT ON 76,845 86 UNITS FHLMC GOLD #G08022 6% 11/01/2034 ORIGINAL FACE VALUE 373,000 00 FHLMC PC GOLD COMB 30	766 84		765 64-	1 20



WHITNEY

Trust & Asset Management

STATEMENT OF ACTIVITY

PAGE 83

JANUARY 01, 2012 TO DECEMBER 31, 2012

ACCOUNT NAME COYPU FOUNDATION

ACCOUNT NUMBER 1145000137

TRANSACTION DETAIL (CONTINUED)

DATE	DESCRIPTION	PRINCIPAL CASH	INCOME CASH	COST	GAIN / LOSS
06/15/12	31294KV77 PAYMENT ON 38,157 02 UNITS FHLMC POOL #E01538 DUE 5% 12/01/2018 ORIGINAL FACE VALUE 252,093 00 FHLMC PC GOLD CASH 15	1,056 33		1,068 88-	12 55-
06/15/12	36208XQW4 PAYMENT ON 5,330 55 UNITS GNMA 464356 DUE #464069 7% 07/15/2013 ORIGINAL FACE VALUE 500,000 00 3162 MIDFIRST BANK	396 29		406 42-	10 13-
06/15/12	36210AMG9 PAYMENT ON 9,604 47 UNITS GNMA #486459 6 5% 08/15/2028 ORIGINAL FACE VALUE 500,000 00 3355 WELLS FARGO HOME MORTGAGE	27 58		27 54-	0 04
06/18/12	31607A105 SOLD 3,322 17 FIDELITY INST MMKT (2013) ON 06/18/2012 AT 1 00	3,322 17		3,322 17-	
06/20/12	36202C2Y8 PAYMENT ON 6,126 89 UNITS GNMA #002591 7% 05/20/2028 ORIGINAL FACE VALUE 495,800 00 GNMA PASS-THRU M SINGLE FAMIL	102 93		103 87-	0 94-
06/25/12	31404RFY8 PAYMENT ON 5,076 54 UNITS FNMA POOL #776083 4 5% 05/01/2019 ORIGINAL FACE VALUE 150,000 00 FNMA PASS-THRU INT 15 YEAR	51 78		51 52-	0 26
06/25/12	31607A109 SOLD 600 FIDELITY INST MMKT (2013) ON 06/25/2012 AT 1 00	600 00		600 00-	
06/28/12	464287374 SOLD 9,230 SHS ISHARES S&P NORTH AMERICAN NATURAL RESOURCES SECTOR INDEX FUND ON 06/25/2012 AT 33 4143 THRU ASSENT LLC COMMISSIONS PAID 415 35 EXPENSES PAID 6 91	307,991 73		401,802 21-	93,810 48-
07/02/12	31607A109 SOLD 11,795 4 FIDELITY INST MMKT (2013) ON 07/02/2012 AT 1 00	11,795 40		11,795 40-	
07/03/12	002824100 SOLD 346 SHS ABBOTT LABS ON 06/28/2012 AT 62 6345 THRU ASSENT LLC COMMISSIONS PAID 15 57 EXPENSES PAID 0 49	21,655 48		18,914 37-	2,741 11



WHITNEY

Trust & Asset Management

STATEMENT OF ACTIVITY

PAGE 84


JANUARY 01, 2012 TO DECEMBER 31, 2012

ACCOUNT NAME COYPU FOUNDATION

ACCOUNT NUMBER 1145000137

TRANSACTION DETAIL (CONTINUED)

DATE	DESCRIPTION	PRINCIPAL CASH	INCOME CASH	COST	GAIN / LOSS
07/03/12	00817Y108 SOLD 1,405 SHS AETNA INC NEW COM ON 06/28/2012 AT 40 4002 THRU ASSENT LLC COMMISSIONS PAID 63 23 EXPENSES PAID 1 28	56,697 77		66,371 64-	9,673 87-
07/03/12	018581108 SOLD 111 SHS ALLIANCE DATA SYSTEMS ON 06/28/2012 AT 131 1201 THRU ASSENT LLC COMMISSIONS PAID 5 00 EXPENSES PAID 0 33	14,549 00		10,071 01-	4,477 99
07/03/12	018802108 SOLD 2,105 SHS ALLIANT ENERGY CORP ON 06/28/2012 AT 44 7003 THRU ASSENT LLC COMMISSIONS PAID 94 73 EXPENSES PAID 2 11	93,997 29		83,768 48-	10,228 81
07/03/12	037833100 SOLD 10 SHS APPLE COMPUTER INC COM ON 06/28/2012 AT 571 53 THRU ASSENT LLC COMMISSIONS PAID 0 45 EXPENSES PAID 0 13	5,714 72		3,813 50-	1,901 22
07/03/12	058498106 SOLD 2,125 SHS BALL CORP ON 06/28/2012 AT 39 8405 THRU ASSENT LLC COMMISSIONS PAID 95 63 EXPENSES PAID 1 90	84,563 53		53,497 52-	31,066 01
07/03/12	089302103 SOLD 1,315 SHS BIG LOTS INC ON 06/28/2012 AT 39 53 THRU ASSENT LLC COMMISSIONS PAID 59 18 EXPENSES PAID 1 17	51,921 60		51,497 50-	424 10
07/03/12	125269100 SOLD 58 SHS CF INDS HLDGS INC COM ON 06/28/2012 AT 188 3621 THRU ASSENT LLC COMMISSIONS PAID 2 61 EXPENSES PAID 0 25	10,922 14		8,375 59-	2,546 55
07/03/12	149123101 SOLD 755 SHS CATERPILLAR INC INC DEL COM ON 06/28/2012 AT 81 5545 THRU ASSENT LLC COMMISSIONS PAID 33 98 EXPENSES PAID 1 38	61,538 29		60,578 68-	959 61
07/03/12	166764100 SOLD 670 SHS CHEVRON CORPORATION ON 06/28/2012 AT 101 7201 THRU ASSENT LLC COMMISSIONS PAID 30 15 EXPENSES PAID 1 53	68,120 79		25,101 95-	43,018 84



WHITNEY

Trust & Asset Management

STATEMENT OF ACTIVITY

PAGE 85

JANUARY 01, 2012 TO DECEMBER 31, 2012

ACCOUNT NAME COYPU FOUNDATION

ACCOUNT NUMBER 1145000137

TRANSACTION DETAIL (CONTINUED)

DATE	DESCRIPTION	PRINCIPAL CASH	INCOME CASH	COST	GAIN / LOSS
07/03/12	20030N101 SOLD 24 SHS COMCAST ON 06/28/2012 AT 30 73 THRU ASSENT LLC COMMISSIONS PAID 1 08 EXPENSES PAID 0 02	736 42		609 13-	127 29
07/03/12	254687106 SOLD 125 SHS DISNEY WALT CO NEW ON 06/28/2012 AT 47 4701 THRU ASSENT LLC COMMISSIONS PAID 5 63 EXPENSES PAID 0 14	5,927 99		3,906 24-	2,021 75
07/03/12	25470F104 SOLD 481 SHS DISCOVERY COMMUNICATIONS INC OF, 06/28/2012 AT 52 8401 THRU ASSENT LLC COMMISSIONS PAID 21 65 EXPENSES PAID 0 57	25,393 87		20,740 48-	4,653 39
07/03/12	278058102 SOLD 1,570 SHS EATON CORPORATION COMMON ON 06/28/2012 AT 37 05 THRU ASSENT LLC COMMISSIONS PAID 70 65 EXPENSES PAID 1 31	58,096 54		70,018 32-	11,921 78-
07/03/12	278642103 SOLD 129 SHS EBAY INC COM ON 06/28/2012 AT 40 6902 THRU ASSENT LLC COMMISSIONS PAID 5 81 EXPENSES PAID 0 12	5,243 11		4,201 84-	1,041 27
07/03/12	29266R108 SOLD 955 SHS ENERGIZER HLDGS INC COM ON 06/28/2012 AT 71 1738 THRU ASSENT LLC COMMISSIONS PAID 42 98 EXPENSES PAID 1 53	67,926 47		58,937 16-	8,989 31
07/03/12	31428X106 SOLD 875 SHS FEDEX CORP COM ON 06/28/2012 AT 87 5714 THRU ASSENT LLC COMMISSIONS PAID 39 38 EXPENSES PAID 1 72	76,583 88		66,951 78-	9,632 10
07/03/12	337932107 SOLD 1,900 SHS FIRSTENERGY CORP COM ON 06/28/2012 AT 48 288 THRU ASSENT LLC COMMISSIONS PAID 85 50 EXPENSES PAID 2 06	91,659 64		81,906 15-	9,753 49
07/03/12	501044101 SOLD 3,025 SHS KROGER CO COM ON 06/28/2012 AT 22 782 THRU ASSENT LLC COMMISSIONS PAID 136 13 EXPENSES PAID 1 55	68,777 87		77,085 16-	8,307 29-



WHITNEY®

Trust & Asset Management

STATEMENT OF ACTIVITY

PAGE 86

JANUARY 01, 2012 TO DECEMBER 31, 2012

ACCOUNT NAME COYPU FOUNDATION

ACCOUNT NUMBER 1145000137

TRANSACTION DETAIL (CONTINUED)

DATE	DESCRIPTION	PRINCIPAL CASH	INCOME CASH	COST	GAIN / LOSS
07/03/12	532716107 SOLD 1,750 SHS LIMITED INC COM ON 06/28/2012 AT 40 65 THRU ASSENT LLC COMMISSIONS PAID 78 75 EXPENSES PAID 1 60	71,057 15		65,193 45-	5,863 70
07/03/12	654106103 SOLD 46 SHS NIKE INC CL B ON 06/28/2012 AT 97 91 THRU ASSENT LLC COMMISSIONS PAID 2 07 EXPENSES PAID 0 11	4,501 68		4,470 63-	31 05
07/03/12	68389X105 SOLD 2,740 SHS ORACLE CORP COM ON 06/28/2012 AT 27 89 THRU ASSENT LLC COMMISSIONS PAID 123 30 EXPENSES PAID 1 72	76,293 58		84,779 45-	8,485 87-
07/03/12	828806109 SOLD 505 SHS SIMON PROPERTY GROUP INC ON 06/28/2012 AT 150 7819 THRU ASSENT LLC COMMISSIONS PAID 22 73 EXPENSES PAID 1 71	76,120 42		56,812 70-	19,307 72
07/03/12	872540109 SOLD 262 SHS TJX COS INC NEW COM ON 06/28/2012 AT 41 6301 THRU ASSENT LLC COMMISSIONS PAID 11 79 EXPENSES PAID 0 25	10,895 05		3,259 28-	7,635 77
07/03/12	887389104 SOLD 170 SHS TIMKEN CO ON 06/28/2012 AT 42 64 THRU ASSENT LLC COMMISSIONS PAID 7 65 EXPENSES PAID 0 17	7,240 98		7,297 39-	56 41-
07/03/12	94973V107 SOLD 1,050 SHS WELLPOINT INC COM ON 06/28/2012 AT 68 43 THRU ASSENT LLC COMMISSIONS PAID 47 25 EXPENSES PAID 1 61	71,802 64		67,210 29-	4,592 35
07/03/12	966837106 SOLD 35 SHS WHOLE FOODS MARKET INC ON 06/28/2012 AT 94 27 THRU ASSENT LLC COMMISSIONS PAID 1 58 EXPENSES PAID 0 08	3,297 79		2,260 14-	1,037 65
07/03/12	31607A109 SOLD 1,238,044 2 FIDELITY INST MMKT (2013) ON 07/03/2012 AT 1 00	1,238,044 20		1,238,044 20-	
07/09/12	31607A109 SOLD 182 56 FIDELITY INST MMKT (2013) ON 07/09/2012 AT 1 00	182 56		182 56-	



WHITNEY®

Trust & Asset Management

STATEMENT OF ACTIVITY

PAGE 87

JANUARY 01, 2012 TO DECEMBER 31, 2012

ACCOUNT NAME COYPU FOUNDATION

ACCOUNT NUMBER 1145000137

TRANSACTION DETAIL (CONTINUED)

DATE	DESCRIPTION	PRINCIPAL CASH	INCOME CASH	COST	GAIN / LOSS
07/10/12	31607A109 SOLD 5,962 2 FIDELITY INST MMKT (2013) ON 07/10/2012 AT 1 00	5,962 20		5,962 20-	
07/12/12	260003108 SOLD 1,824 SHS DOVER CORP COM ON 07/09/2012 AT 51 6714 THRU SIDCO/CONVERGEX COMMISSIONS PAID 82 08 EXPENSES PAID 2 12	94,164 44		92,368 80-	1,795 64
07/12/12	654106103 SOLD 964 SHS NIKE INC CL B ON 07/09/2012 AT 90 3316 THRU SIDCO/CONVERGEX COMMISSIONS PAID 43 38 EXPENSES PAID 1 95	87,034 33		93,688 95-	6,654 62-
07/12/12	31607A109 SOLD 8,816 37 FIDELITY INST MMKT (2013) ON 07/12/2012 AT 1 00	8,816 37		8,816 37-	
07/16/12	3128GXY34 PAYMENT ON 32,371 73 UNITS FHLMC POOL GOLD #E93430 5% 12/01/2017 ORIGINAL FACE VALUE 500,000 00 FHLMC PC GOLD GUAR 15	829 42		847 56-	18 14-
07/16/12	3128MJAY6 PAYMENT ON 76,079 02 UNITS FHLMC GOLD #G08022 6% 11/01/2034 ORIGINAL FACE VALUE 373,000 00 FHLMC PC GOLD COMB 30	2,210 88		2,207 43-	3 45
07/16/12	31294KV77 PAYMENT ON 37,100 69 UNITS FHLMC POOL #E01538 DUE 5% 12/01/2018 ORIGINAL FACE VALUE 252,093 00 FHLMC PC GOLD CASH 15	1,237 48		1,252 18-	14 70-
07/16/12	36208XQW4 PAYMENT ON 4,934 26 UNITS GNMA 464356 DUE #464069 7% 07/15/2013 ORIGINAL FACE VALUE 500,000 00 3162 MIDFIRST BANK	398 77		408 96-	10 19-
07/16/12	36210AMG9 PAYMENT ON 9,576 89 UNITS GNMA #486459 6 5% 08/15/2028 ORIGINAL FACE VALUE 500,000 00 3355 WELLS FARGO HOME MORTGAGE	27 74		27 70-	0 04
07/18/12	31607A109 SOLD 3,393 02 FIDELITY INST MMKT (2013) ON 07/18/2012 AT 1 00	3,393 02		3,393 02-	
07/20/12	36202C2Y8 PAYMENT ON 6,023 96 UNITS GNMA #002591 7% 05/20/2028 ORIGINAL FACE VALUE 495,800 00 GNMA PASS-THRU M SINGLE FAMIL	86 48		87 27-	0 79-



WHITNEY

Trust & Asset Management

STATEMENT OF ACTIVITY

PAGE 88


JANUARY 01, 2012 TO DECEMBER 31, 2012

ACCOUNT NAME COYPU FOUNDATION

ACCOUNT NUMBER 1145000137

TRANSACTION DETAIL (CONTINUED)

DATE	DESCRIPTION	PRINCIPAL CASH	INCOME CASH	COST	GAIN / LOSS
07/25/12	31404RFY8 PAYMENT ON 5,024 76 UNITS FNMA POOL #776083 4 5% 05/01/2019 ORIGINAL FACE VALUE 150,000 00 FNMA PASS-THRU INT 15 YEAR	51 99		51 73-	0 26
08/13/12	92553P201 SOLD 2,014 SHS VIACOM ON 08/08/2012 AT 49 1519 THRU SIDCO/CONVERGEX COMMISSIONS PAID 90 63 EXPENSES PAID 2 22	98,899 08		89,634 21-	9,264 87
08/13/12	4824211106 SOLD 4,029 SHS KBR INC ON 08/08/2012 AT 27 2056 THRU SIDCO/CONVERGEX COMMISSIONS PAID 181 30 EXPENSES PAID 2 46	109,427 60		94,015 91-	15,411 69
08/13/12	5339001105 SOLD 2,237 SHS LINCOLN ELECTRIC HOLDINGS INC ON 08/08/2012 AT 40 7911 THRU SIDCO/CONVERGEX COMMISSIONS PAID 100 67 EXPENSES PAID 2 04	91,146 98		62,692 76-	28,454 22
08/13/12	263534109 SOLD 1,906 SHS DUPONT E I DE NEMOURS & CO COM ON 08/08/2012 AT 50 3765 THRU SIDCO/CONVERGEX COMMISSIONS PAID 85 77 EXPENSES PAID 2 15	95,929 68		86,247 58-	9,682 10
08/13/12	31607A109 SOLD 6,788 18 FIDELITY INST MMKT (2013) ON 08/13/2012 AT 1 00	6,788 18		6,788 18-	
08/15/12	3128GXY34 PAYMENT ON 31,542 31 UNITS FHLMC POOL GOLD #E93430 5% 12/01/2017 ORIGINAL FACE VALUE 500,000 00 FHLMC PC GOLD GUAR 15	1,323 85		1,352 81-	28 96-
08/15/12	3128MJAY6 PAYMENT ON 73,868 14 UNITS FHLMC GOLD #G08022 6% 11/01/2034 ORIGINAL FACE VALUE 373,000 00 FHLMC PC GOLD COMB 30	314 16		313 67-	0 49
08/15/12	31294KV77 PAYMENT ON 35,863 21 UNITS FHLMC POOL #E01538 DUE 5% 12/01/2018 ORIGINAL FACE VALUE 252,093 00 FHLMC PC GOLD CASH 15	1,072 17		1,084 90-	12 73-
08/15/12	36208XQW4 PAYMENT ON 4,535 49 UNITS GNMA 464356 DUE #464069 7% 07/15/2013 ORIGINAL FACE VALUE 500,000 00 3162 MIDFIRST BANK	401 26		411 52-	10 26-



WHITNEY®

Trust & Asset Management

STATEMENT OF ACTIVITY

PAGE 89


JANUARY 01, 2012 TO DECEMBER 31, 2012

ACCOUNT NAME COYPU FOUNDATION

ACCOUNT NUMBER 1145000137

TRANSACTION DETAIL (CONTINUED)

DATE	DESCRIPTION	PRINCIPAL CASH	INCOME CASH	COST	GAIN / LOSS
08/15/12	36210AMG9 PAYMENT ON 9,549 15 UNITS GNMA #486459 6 5% 08/15/2028 ORIGINAL FACE VALUE 500,000 00 3355 WELLS FARGO HOME MORTGAGE	27 91		27 87-	0 04
08/16/12	31607A109 SOLD 2,708 28 FIDELITY INST MMKT (2013) ON 08/16/2012 AT 1 00	2,708 28		2,708 28-	
08/17/12	31607A109 SOLD 80 82 FIDELITY INST MMKT (2013) ON 08/17/2012 AT 1 00	80 82		80 82-	
08/20/12	36202C2Y8 PAYMENT ON 5,937 48 UNITS GNMA #002591 7% 05/03/2028 ORIGINAL FACE VALUE 495,800 00 GNMA PASS-THRU M SINGLE FAMIL	79 47		80 20-	0 73-
08/27/12	31404RFY8 PAYMENT ON 4,972 77 UNITS FNMA POOL #776083 4 5% 05/01/2019 ORIGINAL FACE VALUE 150,000 00 FNMA PASS-THRU INT 15 YEAR	52 20		51 94-	0 26
09/14/12	693506107 SOLD 914 SHS PPG INDUSTRIES INC ON 09/11/2012 AT 115 6503 THRU SIDCO/CONVERGEX COMMISSIONS PAID 41 13 EXPENSES PAID 2 37	105,660 87		93,753 46-	11,907 41
09/17/12	3128GXY34 PAYMENT ON 30,218 46 UNITS FHLMC POOL GOLD #E93430 5% 12/01/2017 ORIGINAL FACE VALUE 500,000 00 FHLMC PC GOLD GUAR 15	1,662 47		1,698 83-	36 36-
09/17/12	3128MJAY6 PAYMENT ON 73,553 98 UNITS FHLMC GOLD #G08022 6% 11/01/2034 ORIGINAL FACE VALUE 373,000 00 FHLMC PC GOLD COMB 30	2,951 54		2,946 93-	4 61
09/17/12	31294KV77 PAYMENT ON 34,791 04 UNITS FHLMC POOL #E01538 DUE 5% 12/01/2018 ORIGINAL FACE VALUE 252,093 00 FHLMC PC GOLD CASH 15	1,146 83		1,160 45-	13 62-
09/17/12	36208XQW4 PAYMENT ON 4,134 23 UNITS GNMA 464356 DUE #464069 7% 07/15/2013 ORIGINAL FACE VALUE 500,000 00 3162 MIDFIRST BANK	403 76		414 08-	10 32-



WHITNEY®

Trust & Asset Management

STATEMENT OF ACTIVITY

PAGE 90

JANUARY 01, 2012 TO DECEMBER 31, 2012

ACCOUNT NAME COYPU FOUNDATION
ACCOUNT NUMBER 1145000137

TRANSACTION DETAIL (CONTINUED)

DATE	DESCRIPTION	PRINCIPAL CASH	INCOME CASH	COST	GAIN / LOSS
09/17/12	36210AMG9 PAYMENT ON 9,521 24 UNITS GNMA #486459 6 5% 08/15/2028 ORIGINAL FACE VALUE 500,000 00 3355 WELLS FARGO HOME MORTGAGE	28 07		28 03-	0 04
09/19/12	31607A109 SOLD 3,090 27 FIDELITY INST MMKT (2013) ON 09/19/2012 AT 1 00	3,090 27		3,090 27-	
09/20/12	36202C2Y8 PAYMENT ON 5,858 01 UNITS GNMA #002591 7% 05/20/2028 ORIGINAL FACE VALUE 495,800 00 GNMA PASS-THRU M SINGLE FAMIL	147 40		148 75-	1 35-
09/21/12	31607A109 SOLD 721 84 FIDELITY INST MMKT (2013) ON 09/21/2012 AT 1 00	721 84		721 84-	
09/25/12	31404RFY8 PAYMENT ON 4,920 57 UNITS FNMA POOL #776083 4 5% 05/01/2019 ORIGINAL FACE VALUE 150,000 00 FNMA PASS-THRU INT 15 YEAR	52 40		52 14-	0 26
09/26/12	3133XUUJ0 MATURED 350,000 UNITS FEDERAL HOME LOAN BANK FHLB 1 625% 09/26/2012	350,000 00		353,339 70-	3,339 70-
10/01/12	31607A109 SOLD 17,209 64 FIDELITY INST MMKT (2013) ON 10/01/2012 AT 1 00	17,209 64		17,209 64-	
10/09/12	31607A109 SOLD 204,754 FIDELITY INST MMKT (2013) ON 10/09/2012 AT 1 00	204,754 00		204,754 00-	
10/10/12	31607A109 SOLD 303,425 FIDELITY INST MMKT (2013) ON 10/10/2012 AT 1 00	303,425 00		303,425 00-	
10/11/12	075896100 SOLD 1,579 SHS BED BATH & BEYOND INC ON 10/08/2012 AT 61 9669 THRU SIDCO/CONVERGEX COMMISSIONS PAID 71 06 EXPENSES PAID 2 19	97,772 49		94,132 09-	3,640 40
10/11/12	701094104 SOLD 1,263 SHS PARKER HANNIFIN CORP ON 10/08/2012 AT 83 1736 THRU SIDCO/CONVERGEX COMMISSIONS PAID 56 84 EXPENSES PAID 2 35	104,989 07		54,315 42-	50,673 65



WHITNEY

Trust & Asset Management

STATEMENT OF ACTIVITY

PAGE 91


JANUARY 01, 2012 TO DECEMBER 31, 2012

ACCOUNT NAME COYPU FOUNDATION

ACCOUNT NUMBER 1145000137

TRANSACTION DETAIL (CONTINUED)

DATE	DESCRIPTION	PRINCIPAL CASH	INCOME CASH	COST	GAIN / LOSS
10/11/12	445658107 SOLD 1,610 SHS JB HUNT TRANSPORT SERVICES ON 10/08/2012 AT 55 0762 THRU SIDCO/CONVERGEX COMMISSIONS PAID 72 45 EXPENSES PAID 1 99	88,598 24		95,859 88-	7,261 64-
10/11/12	489170100 SOLD 152 SHS KENAMETAL INC ON 10/08/2012 AT 36 6159 THRU SIDCO/CONVERGEX COMMISSIONS PAID 6 84 EXPENSES PAID 0 13	5,558 64		4,768 67-	789 97
10/11/12	544147101 SOLD 725 SHS LORILLARD INC ON 10/08/2012 AT 116 5184 THRU SIDCO/CONVERGEX COMMISSIONS PAID 32 63 EXPENSES PAID 1 89	84,441 32		82,309 12-	2,132 20
10/11/12	887389104 SOLD 2,175 SHS TIMKEN CO ON 10/08/2012 AT 38 7118 THRU SIDCO/CONVERGEX COMMISSIONS PAID 97 88 EXPENSES PAID 1 89	84,098 40		93,363 61-	9,265 21-
10/11/12	31607A109 SOLD 55,219 32 FIDELITY INST MMKT (2013) ON 10/11/2012 AT 1 00	55,219 32		55,219 32-	
10/15/12	3128GXY34 PAYMENT ON 28,555 99 UNITS FHLMC POOL GOLD #E93430 5% 12/01/2017 ORIGINAL FACE VALUE 500,000 00 FHLMC PC GOLD GUAR 15	1,282 50		1,310 55-	28 05-
10/15/12	3128MJAY6 PAYMENT ON 70,602 44 UNITS FHLMC GOLD #G08022 6% 11/01/2034 ORIGINAL FACE VALUE 373,000 00 FHLMC PC GOLD COMB 30	2,275 45		2,271 89-	3 56
10/15/12	31294KV77 PAYMENT ON 33,644 21 UNITS FHLMC POOL #E01538 DUE 5% 12/01/2018 ORIGINAL FACE VALUE 252,093 00 FHLMC PC GOLD CASH 15	1,003 43		1,015 35-	11 92-
10/15/12	36208XQW4 PAYMENT ON 3,730 47 UNITS GNMA 464356 DUE #464069 7% 07/15/2013 ORIGINAL FACE VALUE 500,000 00 3162 MIDFIRST BANK	406 29		416 67-	10 38-
10/15/12	36210AMG9 PAYMENT ON 9,493 17 UNITS GNMA #486459 6 5% 08/15/2028 ORIGINAL FACE VALUE 500,000 00 3355 WELLS FARGO HOME MORTGAGE	28 23		28 19-	0 04



WHITNEY®

Trust & Asset Management

STATEMENT OF ACTIVITY

PAGE 92

JANUARY 01, 2012 TO DECEMBER 31, 2012

ACCOUNT NAME COYPU FOUNDATION

ACCOUNT NUMBER 1145000137

TRANSACTION DETAIL (CONTINUED)

DATE	DESCRIPTION	PRINCIPAL CASH	INCOME CASH	COST	GAIN / LOSS
10/15/12	466313103 SOLD 4,807 SHS JABIL CIRCUIT INC ON 10/10/2012 AT 17 024 THRU SIDCO/CONVERGEX COMMISSIONS PAID 216 32 EXPENSES PAID 1 83	81,616 21		89,028 56-	7,412 35-
10/15/12	489170100 SOLD 2,857 SHS KENNAMETAL INC ON 10/10/2012 AT 35 9712 THRU SIDCO/CONVERGEX COMMISSIONS PAID 128 57 EXPENSES PAID 2 30	102,638 85		89,632 09-	13,006 76
10/15/12	31607A109 SOLD 5,771 7 FIDELITY INST MMKT (2013) ON 10/15/2012 AT 1 00	5,771 70		5,771 70-	
10/15/12	31607A109 SOLD 99,330 FIDELITY INST MMKT (2013) ON 10/15/2012 AT 1 00	99,330 00		99,330 00-	
10/17/12	31607A109 SOLD 3,585 49 FIDELITY INST MMKT (2013) ON 10/17/2012 AT 1 00	3,585 49		3,585 49-	
10/22/12	36202C2Y8 PAYMENT ON 5,710 61 UNITS GNMA #002591 7% 05/20/2028 ORIGINAL FACE VALUE 495,800 00 GNMA PASS-THRU M SINGLE FAMIL	71 77		72 43-	0 66-
10/25/12	31404RFY8 PAYMENT ON 4,868 17 UNITS FNMA POOL #776083 4 5% 05/01/2019 ORIGINAL FACE VALUE 150,000 00 FNMA PASS-THRU INT 15 YEAR	52 61		52 35-	0 26
11/02/12	31607A109 SOLD 88,000 FIDELITY INST MMKT (2013) ON 11/02/2012 AT 1 00	88,000 00		88,000 00-	
11/06/12	31607A109 SOLD 93 39 FIDELITY INST MMKT (2013) ON 11/06/2012 AT 1 00	93 39		93 39-	
11/15/12	3133MTZL5 MATURED 300,000 UNITS FEDERAL HOME LN BKS DEB 4 5% 11/15/2012	300,000 00		291,398 40-	8,601 60
11/15/12	3128GXY34 PAYMENT ON 27,273 49 UNITS FHLMC POOL GOLD #E93430 5% 12/01/2017 ORIGINAL FACE VALUE 500,000 00 FHLMC PC GOLD GUAR 15	1,157 70		1,183 02-	25 32-
11/15/12	3128MJAY6 PAYMENT ON 68,326 99 UNITS FHLMC GOLD #G08022 6% 11/01/2034 ORIGINAL FACE VALUE 373,000 00 FHLMC PC GOLD COMB 30	2,361 10		2,357 41-	3 69



WHITNEY

Trust & Asset Management

STATEMENT OF ACTIVITY

PAGE 93

JANUARY 01, 2012 TO DECEMBER 31, 2012

ACCOUNT NAME COYPU FOUNDATION

ACCOUNT NUMBER 1145000137

TRANSACTION DETAIL (CONTINUED)

DATE	DESCRIPTION	PRINCIPAL CASH	INCOME CASH	COST	GAIN / LOSS
11/15/12	31294KV77 PAYMENT ON 32,640 78 UNITS FHLMC POOL #E01538 DUE 5% 12/01/2018 ORIGINAL FACE VALUE 252,093 00 FHLMC PC GOLD CASH 15	1,241 12		1,255 86-	14 74-
11/15/12	36208XQW4 PAYMENT ON 3,324 18 UNITS GNMA 464356 DUE #464069 7% 07/15/2013 ORIGINAL FACE VALUE 500,000 00 3162 MIDFIRST BANK	408 83		419 28-	10 45-
11/15/12	36210AMG9 PAYMENT ON 9,464 94 UNITS GNMA #486459 6 5% 08/15/2028 ORIGINAL FACE VALUE 500,000 00 3355 WELLS FARGO HOME MORTGAGE	28 40		28 36-	0 04
11/16/12	054937107 SOLD 3,164 SHS BB&T CORPORATION ON 11/13/2012 AT 27 3184 THRU SIDCO/CONVERGEX COMMISSIONS PAID 142 38 EXPENSES PAID 1 94	86,291 09		97,030 42-	10,739 33-
11/16/12	38259P508 SOLD 166 SHS GOOGLE INC ON 11/13/2012 AT 663 2475 THRU SIDCO/CONVERGEX COMMISSIONS PAID 7 47 EXPENSES PAID 2 46	110,089 16		103,250 16-	6,839 00
11/16/12	693475105 SOLD 1,587 SHS PNC FINL SVCS GROUP INC COM ON 11/13/2012 AT 56 006 THRU SIDCO/CONVERGEX COMMISSIONS PAID 71 42 EXPENSES PAID 1 99	88,808 11		58,466 20-	30,341 91
11/16/12	256746108 SOLD 1,768 SHS DOLLAR TREE INC ON 11/13/2012 AT 37 9163 THRU SIDCO/CONVERGEX COMMISSIONS PAID 79 56 EXPENSES PAID 1 51	66,954 95		91,927 16-	24,972 21-
11/16/12	231021106 SOLD 1,043 SHS CUMMINS INC ON 11/13/2012 AT 98 6921 THRU SIDCO/CONVERGEX COMMISSIONS PAID 46 93 EXPENSES PAID 2 30	102,886 63		93,491 21-	9,395 42
11/16/12	31607A109 SOLD 45,567 99 FIDELITY INST MMKT (2013) ON 11/16/2012 AT 1 00	45,567 99		45,567 99-	



WHITNEY®

Trust & Asset Management

STATEMENT OF ACTIVITY


PAGE 94

JANUARY 01, 2012 TO DECEMBER 31, 2012

ACCOUNT NAME COYPU FOUNDATION
ACCOUNT NUMBER 1145000137

TRANSACTION DETAIL (CONTINUED)

DATE	DESCRIPTION	PRINCIPAL CASH	INCOME CASH	COST	GAIN / LOSS
11/19/12	922042858 SOLD 2,437 SHS VANGUARD FTSE EMERGING MARKETS ETF ON 11/14/2012 AT 40 7366 THRU SUNGARD BROKERAGE COMMISSIONS PAID 109 67 EXPENSES PAID 2 23	99,163 19		111,264 65-	12,101 46-
11/20/12	097023BB0 MATURED 250,000 UNITS BOEING CO 1 875% 11/20/2012	250,000 00		251,640 50-	1,640 50-
11/20/12	36202C2Y8 PAYMENT ON 5,638 84 UNITS GNMA #002591 7% 05/20/2028 ORIGINAL FACE VALUE 495,800 00 GNMA PASS-THRU M SINGLE FAMIL	43 29		43 69-	0 40-
11/26/12	31404RFY8 PAYMENT ON 4,815 56 UNITS FNMA POOL #776083 4 5% 05/01/2019 ORIGINAL FACE VALUE 150,000 00 FNMA PASS-THRU INT 15 YEAR	52 82		52 56-	0 26
12/17/12	3128GXY34 PAYMENT ON 26,115 79 UNITS FHLMC POOL GOLD #E93430 5% 12/01/2017 ORIGINAL FACE VALUE 500,000 00 FHLMC PC GOLD GUAR 15	972 58		993 85-	21 27-
12/17/12	3128MJAY6 PAYMENT ON 65,965 89 UNITS FHLMC GOLD #G08022 6% 11/01/2034 ORIGINAL FACE VALUE 373,000 00 FHLMC PC GOLD COMB 30	2,179 35		2,175 94-	3 41
12/17/12	31294KV77 PAYMENT ON 31,399 66 UNITS FHLMC POOL #E01538 DUE 5% 12/01/2018 ORIGINAL FACE VALUE 252,093 00 FHLMC PC GOLD CASH 15	1,133 30		1,146 76-	13 46-
12/17/12	36208XQW4 PAYMENT ON 2,915 35 UNITS GNMA 464356 DUE #464069 7% 07/15/2013 ORIGINAL FACE VALUE 500,000 00 3162 MIDFIRST BANK	576 60		591 34-	14 74-
12/17/12	36210AMG9 PAYMENT ON 9,436 54 UNITS GNMA #486459 6 5% 08/15/2028 ORIGINAL FACE VALUE 500,000 00 3355 WELLS FARGO HOME MORTGAGE	28 56		28 52-	0 04
12/18/12	31607A109 SOLD 3,415 69 FIDELITY INST MMKT (2013) ON 12/18/2012 AT 1 00	3,415 69		3,415 69-	



WHITNEY

Trust & Asset Management

STATEMENT OF ACTIVITY

PAGE 95

JANUARY 01, 2012 TO DECEMBER 31, 2012

ACCOUNT NAME COYPU FOUNDATION

ACCOUNT NUMBER 1145000137

TRANSACTION DETAIL (CONTINUED)

DATE	DESCRIPTION	PRINCIPAL CASH	INCOME CASH	COST	GAIN / LOSS
12/20/12	36202C2Y8 PAYMENT ON 5,595 55 UNITS GNMA #002591 7% 05/20/2028 ORIGINAL FACE VALUE 495,800 00 GNMA PASS-THRU M SINGLE FAMIL	79 61		80 34-	0 73-
12/26/12	31404RFY8 PAYMENT ON 4,762 74 UNITS FNMA POOL #776083 4 5% 05/01/2019 ORIGINAL FACE VALUE 150,000 00 FNMA PASS-THRU INT 15 YEAR	53 03		52 76-	0 27
TOTAL SALES AND MATURITIES		7,467,118 89	0 00	7,233,895 86	233,223 03
NON CASH ACTIVITY					
02/08/12	872540109 RECEIVED 2-FOR-1 STK SPLIT 1,250 SHS TJX COS INC NEW COM				
08/29/12	25490A101 EXCHANGE 1,989 SHS DIRECTV COM CL A AT THE RATE OF 100% FOR 1,989 SHS DIRECTV COM MANDATORY EXCHANGE 1 FOR 1			93,769 42-	
08/29/12	25490A309 EXCHANGE 1,989 SHS DIRECTV COM CL A AT THE RATE OF 100% FOR 1,989 SHS DIRECTV COM MANDATORY EXCHANGE 1 FOR 1			93,769 42	
TOTAL NON CASH ACTIVITY		0 00	0 00	0 00	0 00
ENDING BALANCE		1,202,531 89	1,202,531 89-	14,900,616 85	255,725 10

Long Term capital gain dividends

18,926



WHITNEY®

Trust & Asset Management

STATEMENT OF ACTIVITY

PAGE 31

JANUARY 01, 2012 TO DECEMBER 31, 2012

ACCOUNT NAME COYPU FOUNDATION

ACCOUNT NUMBER 1145000146

TRANSACTION DETAIL (CONTINUED)

DATE	DESCRIPTION	PRINCIPAL CASH	INCOME CASH	COST	GAIN / LOSS
OTHER DISBURSEMENTS					
06/27/12	TRANSFERRED TO ACCOUNT 1145000137	560,000 00-			
10/15/12	TRANSFERRED TO ACCOUNT 1145000137	290,000 00-			
TOTAL OTHER DISBURSEMENTS		850,000 00-	0 00	0 00	0 00
SALES AND MATURITIES					
01/24/12	31607A109 SOLD 530 9 FIDELITY INST MMKT (2013) ON 01/24/2012 AT 1 00	530 90		530 90-	
02/10/12	138098108 SOLD 5 SHS CANTEL MEDICAL CORP ON 02/10/2012 AT 21 44	10 72		8 74-	1 98
02/16/12	31607A109 SOLD 551 66 FIDELITY INST MMKT (2013) ON 02/16/2012 AT 1 00	551 66		551 66-	
03/16/12	31607A109 SOLD 566 05 FIDELITY INST MMKT (2013) ON 03/16/2012 AT 1 00	566 05		566 05-	
04/17/12	31607A109 SOLD 581 05 FIDELITY INST MMKT (2013) ON 04/17/2012 AT 1 00	581 05		581 05-	
05/16/12	31607A109 SOLD 569 33 FIDELITY INST MMKT (2013) ON 05/16/2012 AT 1 00	569 33		569 33-	
05/17/12	247131105 REDEEMED 05/17/2012 1,725 SHS DELPHI FINANCIAL GROUP INC CL A CASH MERGER	75,684 38		45,321 77-	30,362 61
06/06/12	029429107 SOLD 580 SHS AMERICAN SCIENCE & ENGINEERING IN ON 06/01/2012 AT 48 15 THRU ASSENT LLC COMMISSIONS PAID 26 10 EXPENSES PAID 0 63	27,900 27		39,957 18-	12,056 91-
06/06/12	04351G101 SOLD 674 SHS ASCENA RETAIL GRP ON 06/01/2012 AT 18 5615 THRU ASSENT LLC COMMISSIONS PAID 30 33 EXPENSES PAID 0 29	12,479 83		8,457 63-	4,022 20
06/06/12	049904105 SOLD 74 SHS ATRION CORP ON 06/01/2012 AT 200 00 THRU ASSENT LLC COMMISSIONS PAID 3 33 EXPENSES PAID 0 33	14,796 34		9,435 99-	5,360 35



WHITNEY

Trust & Asset Management

STATEMENT OF ACTIVITY

PAGE 32

JANUARY 01, 2012 TO DECEMBER 31, 2012

ACCOUNT NAME COYPU FOUNDATION

ACCOUNT NUMBER 1145000146

TRANSACTION DETAIL (CONTINUED)

DATE	DESCRIPTION	PRINCIPAL CASH	INCOME CASH	COST	GAIN / LOSS
06/06/12	05945F103 SOLD 34 SHS BANCFIRST CORP COM ON 06/01/2012 AT 37 5001 THRU ASSENT LLC COMMISSIONS PAID 1 53 EXPENSES PAID 0 03	1,273 44		1,583 80-	310 36-
06/06/12	130788102 SOLD 559 SHS CALIFORNIA WATER SERVICE GROUP ON 06/01/2012 AT 17 3701 THRU ASSENT LLC COMMISSIONS PAID 25 15 EXPENSES PAID 0 23	9,684 51		10,953 05-	1,268 54-
06/06/12	14754D100 SOLD 257 SHS CASH AMERICAL INTL ON 06/01/2012 AT 43 5501 THRU ASSENT LLC COMMISSIONS PAID 11 56 EXPENSES PAID 0 26	11,180 56		9,815 48-	1,365 08
06/06/12	177835105 SOLD 90 SHS CITY HOLDING CO ON 06/01/2012 AT 31 55 THRU ASSENT LLC COMMISSIONS PAID 4 05 EXPENSES PAID 0 07	2,835 38		3,656 77-	821 39-
06/06/12	184496107 SOLD 60 SHS CLEAN HBRS INC RESTR ON 06/01/2012 AT 59 81 THRU ASSENT LLC COMMISSIONS PAID 2 70 EXPENSES PAID 0 09	3,585 81		3,335 03-	250 78
06/06/12	19259P300 SOLD 362 SHS COINSTAR INC COM ON 06/01/2012 AT 59 6229 THRU ASSENT LLC COMMISSIONS PAID 16 29 EXPENSES PAID 0 48	21,566 72		16,864 42-	4,702 30
06/06/12	205826209 SOLD 442 SHS COMTECH TELECOM ON 06/01/2012 AT 29 01 THRU ASSENT LLC COMMISSIONS PAID 19 89 EXPENSES PAID 0 29	12,802 24		18,763 27-	5,961 03-
06/06/12	26817Q506 SOLD 72 SHS DYNEX CAP INC REAL ESTATE INVESTMENT TRUST ON 06/01/2012 AT 9 2001 THRU ASSENT LLC COMMISSIONS PAID 3 24 EXPENSES PAID 0 02	659 15		781 92-	122 77-
06/06/12	278715206 SOLD 33 SHS EBIX INCORPORATED ON 06/01/2012 AT 16 69 THRU ASSENT LLC COMMISSIONS PAID 1 49 EXPENSES PAID 0 02	549 26		641 36-	92 10-



WHITNEY®

Trust & Asset Management

STATEMENT OF ACTIVITY

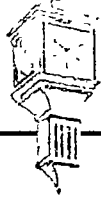
PAGE 33

JANUARY 01, 2012 TO DECEMBER 31, 2012

ACCOUNT NAME COYPU FOUNDATION
ACCOUNT NUMBER 1145000146

TRANSACTION DETAIL (CONTINUED)

DATE	DESCRIPTION	PRINCIPAL CASH	INCOME CASH	COST	GAIN / LOSS
06/06/12	292554102 SOLD 383 SHS ENCORE CAPITAL GROUP INC ON 06/01/2012 AT 23 845 THRU ASSENT LLC COMMISSIONS PAID 17 24 EXPENSES PAID 0 21	9,115 18		9,507 62-	392 44-
06/06/12	30214U102 SOLD 251 SHS EXPONENT INC ON 06/01/2012 AT 46 7205 THRU ASSENT LLC COMMISSIONS PAID 11 30 EXPENSES PAID 0 27	11,715 28		11,101 66-	613 62
06/06/12	30241L109 SOLD 195 SHS FEI COMPANY ON 06/01/2012 AT 44 3601 THRU ASSENT LLC COMMISSIONS PAID 8 78 EXPENSES PAID 0 20	8,641 24		7,232 02-	1,409 22
06/06/12	428567101 SOLD 792 SHS HIBBETT SPORTS INC COM ON 06/01/2012 AT 54 2579 THRU ASSENT LLC COMMISSIONS PAID 35 64 EXPENSES PAID 0 97	42,935 64		32,933 42-	10,002 22
06/06/12	537008104 SOLD 323 SHS LITTELFUSE, INC ON 06/01/2012 AT 56 8013 THRU ASSENT LLC COMMISSIONS PAID 14 53 EXPENSES PAID 0 42	18,331 87		15,838 30-	2,493 57
06/06/12	587118100 SOLD 386 SHS MEN'S WEARHOUSE INC ON 06/01/2012 AT 34 7675 THRU ASSENT LLC COMMISSIONS PAID 17 37 EXPENSES PAID 0 30	13,402 59		8,366 91-	5,035 68
06/06/12	624756102 SOLD 515 SHS MUELLER INDUSTRIES INC ON 06/01/2012 AT 41 7467 THRU ASSENT LLC COMMISSIONS PAID 23 18 EXPENSES PAID 0 48	21,475 89		16,135 53-	5,340 36
06/06/12	67018T105 SOLD 349 SHS NU SKIN ENTERPRISES INC CL A ON 06/01/2012 AT 41 9201 THRU ASSENT LLC COMMISSIONS PAID 15 71 EXPENSES PAID 0 33	14,614 08		10,823 36-	3,790 72
06/06/12	70959W103 SOLD 333 SHS PENSKE AUTOMOTIVE GROUP, INC ON 06/01/2012 AT 23 6601 THRU ASSENT LLC COMMISSIONS PAID 14 99 EXPENSES PAID 0 18	7,863 64		6,582 88-	1,280 76



WHITNEY®

Trust & Asset Management

STATEMENT OF ACTIVITY

PAGE 34


JANUARY 01, 2012 TO DECEMBER 31, 2012

ACCOUNT NAME COYPU FOUNDATION

ACCOUNT NUMBER 1145000146

TRANSACTION DETAIL (CONTINUED)

DATE	DESCRIPTION	PRINCIPAL CASH	INCOME CASH	COST	GAIN / LOSS
06/06/12	74835Y101 SOLD 32 SHS QUESTCOR PHARMACEUTICALS INC ON 06/01/2012 AT 40 31 THRU ASSENT LLC COMMISSIONS PAID 1 44 EXPENSES PAID 0 03	1,288 45		1,336 73-	48 28-
06/06/12	749607107 SOLD 254 SHS RLI CORP ON 06/01/2012 AT 66 041 THRU ASSENT LLC COMMISSIONS PAID 11 43 EXPENSES PAID 0 38	16,762 61		14,575 54-	2,187 07
06/06/12	816300107 SOLD 157 SHS SELECTIVE INS GROUP INC COM ON 06/01/2012 AT 16 773 THRU ASSENT LLC COMMISSIONS PAID 7 06 EXPENSES PAID 0 06	2,626 24		4,090 08-	1,463 84-
06/06/12	858586100 SOLD 239 SHS STEPAN CO ON 06/01/2012 AT 90 04 THRU ASSENT LLC COMMISSIONS PAID 10 76 EXPENSES PAID 0 48	21,508 32		16,271 78-	5,236 54
06/06/12	896818101 SOLD 408 SHS TRIUMPH GROUP ON 06/01/2012 AT 57 8701 THRU ASSENT LLC COMMISSIONS PAID 18 36 EXPENSES PAID 0 54	23,592 10		11,804 90-	11,787 20
06/06/12	980745103 SOLD 332 SHS WOODWARD INC ON 06/01/2012 AT 36 20 THRU ASSENT LLC COMMISSIONS PAID 14 94 EXPENSES PAID 0 27	12,003 19		9,042 46-	2,960 73
06/06/12	03071H100 SOLD 1,314 SHS AMERISAFE INC ON 06/01/2012 AT 26 8899 THRU ASSENT LLC COMMISSIONS PAID 59 13 EXPENSES PAID 0 80	35,273 40		24,921 20-	10,352 20
06/06/12	06846N104 SOLD 1,220 SHS BARRETT BILL CORP ON 06/01/2012 AT 18 6761 THRU ASSENT LLC COMMISSIONS PAID 54 90 EXPENSES PAID 0 51	22,729 43		41,367 92-	18,638 49-
06/06/12	110394103 SOLD 1,010 SHS BRISTOW GROUP INC ON 06/01/2012 AT 39 4786 THRU ASSENT LLC COMMISSIONS PAID 45 45 EXPENSES PAID 0 90	39,827 04		27,534 82-	12,292 22



WHITNEY®

Trust & Asset Management

STATEMENT OF ACTIVITY

PAGE 35

JANUARY 01, 2012 TO DECEMBER 31, 2012

ACCOUNT NAME COYPU FOUNDATION

ACCOUNT NUMBER 1145000146

TRANSACTION DETAIL (CONTINUED)

DATE	DESCRIPTION	PRINCIPAL CASH	INCOME CASH	COST	GAIN / LOSS
06/06/12	138098108 SOLD 1,516 SHS CANTEL MEDICAL CORP ON 06/01/2012 AT 21 2721 THRU ASSENT LLC COMMISSIONS PAID 68 22 EXPENSES PAID 0 72	32,179 57		22,478 99-	9,700 58
06/06/12	156710105 SOLD 1,430 SHS CERADYNE INC ON 06/01/2012 AT 24 8843 THRU ASSENT LLC COMMISSIONS PAID 64 35 EXPENSES PAID 0 80	35,519 40		37,082 94-	1,563 54-
06/06/12	165303108 SOLD 1,430 SHS CHESAPEAKE UTILITIES CORP ON 06/01/2012 AT 42 1873 THRU ASSENT LLC COMMISSIONS PAID 64 35 EXPENSES PAID 1 36	60,262 13		48,693 00-	11,569 13
06/06/12	29089Q105 SOLD 2,355 SHS EMERGENT BIOSOLUTIONS INC COM ON 06/01/2012 AT 14 1855 THRU ASSENT LLC COMMISSIONS PAID 105 97 EXPENSES PAID 0 75	33,300 13		45,499 29-	12,199 16-
06/06/12	560305104 SOLD 2,645 SHS MAIDENFORM BRANDS INC ON 06/01/2012 AT 18 832 THRU ASSENT LLC COMMISSIONS PAID 119 03 EXPENSES PAID 1 12	49,690 49		65,902 23-	16,211 74-
06/06/12	705573103 SOLD 1,455 SHS PEGASYSTEMS INC ON 06/01/2012 AT 30 8357 THRU ASSENT LLC COMMISSIONS PAID 65 48 EXPENSES PAID 1 01	44,799 45		42,504 77-	2,294 68
06/06/12	806037107 SOLD 1,555 SHS SCANSOURCE, INC ON 06/01/2012 AT 29 3179 THRU ASSENT LLC COMMISSIONS PAID 69 98 EXPENSES PAID 1 03	45,518 33		45,314 25-	204 08
06/06/12	87162H103 SOLD 930 SHS SYNTEL INC ON 06/01/2012 AT 54 8001 THRU ASSENT LLC COMMISSIONS PAID 41 85 EXPENSES PAID 1 15	50,921 09		34,844 26-	16,076 83
06/06/12	911163103 SOLD 1,095 SHS UNITED NAT FOODS INC COM ON 06/01/2012 AT 49 0141 THRU ASSENT LLC COMMISSIONS PAID 49 28 EXPENSES PAID 1 20	53,619 96		32,467 67-	21,152 29



WHITNEY®

Trust & Asset Management

STATEMENT OF ACTIVITY

PAGE 36

JANUARY 01, 2012 TO DECEMBER 31, 2012

ACCOUNT NAME COYPU FOUNDATION

ACCOUNT NUMBER 1145000146

TRANSACTION DETAIL (CONTINUED)

DATE	DESCRIPTION	PRINCIPAL CASH	INCOME CASH	COST	GAIN / LOSS
06/06/12	928241108 SOLD 985 SHS VIOPHARMA ON 06/01/2012 AT 20 0727 THRU ASSENT LLC COMMISSIONS PAID 44 32 EXPENSES PAID 0 44	19,726 85		16,663 00-	3,063 85
06/06/12	P8744Y102 SOLD 1,000 SHS STEINER LEISURE LTD ORD ON 06/01/2012 AT 45 4019 THRU ASSENT LLC COMMISSIONS PAID 45 00 EXPENSES PAID 1 02	45,355 88		45,402 06-	46 18-
06/06/12	253798102 SOLD 5,195 SHS DIGI INT'L ON 06/01/2012 AT 8 9477 THRU ASSENT LLC COMMISSIONS PAID 233 78 EXPENSES PAID 1 05	46,248 47		54,257 28-	8,008 81-
06/06/12	847220209 SOLD 6,470 SHS SPARTECH CORP ON 06/01/2012 AT 3 6597 THRU ASSENT LLC COMMISSIONS PAID 291 16 EXPENSES PAID 0 53	23,386 57		56,915 79-	33,529 22-
06/18/12	31607A109 SOLD 540 18 FIDELITY INST MMKT (2013) ON 06/18/2012 AT 1 00	540 18		540 18-	
06/27/12	67018T105 SOLD 1,036 SHS NU SKIN ENTERPRISES INC CL A ON 06/22/2012 AT 43 6701 THRU ASSENT LLC COMMISSIONS PAID 46 62 EXPENSES PAID 1 02	45,194 59		28,967 55-	16,227 04
06/27/12	31607A109 SOLD 560,000 FIDELITY INST MMKT (2013) ON 06/27/2012 AT 1 00	560,000 00		560,000 00-	
07/18/12	31607A109 SOLD 434 59 FIDELITY INST MMKT (2013) ON 07/18/2012 AT 1 00	434 59		434 59-	
08/16/12	31607A109 SOLD 429 39 FIDELITY INST MMKT (2013) ON 08/16/2012 AT 1 00	429 39		429 39-	
09/05/12	464287804 SOLD 631 SHS ISHARES CORE S&P SMALL-CAP ETF ON 08/30/2012 AT 75 2101 THRU ASSENT LLC COMMISSIONS PAID 28 39 EXPENSES PAID 1 06	47,428 12		44,804 15-	2,623 97
09/05/12	077454106 SOLD 1,421 SHS BELDEN CDT INC ON 08/30/2012 AT 34 4195 THRU ASSENT LLC COMMISSIONS PAID 63 95 EXPENSES PAID 1 09	48,845 06		35,983 06-	12,862 00



WHITNEY®

Trust & Asset Management

STATEMENT OF ACTIVITY

PAGE 37

JANUARY 01, 2012 TO DECEMBER 31, 2012

ACCOUNT NAME COYPU FOUNDATION
ACCOUNT NUMBER 1145000146

TRANSACTION DETAIL (CONTINUED)

DATE	DESCRIPTION	PRINCIPAL CASH	INCOME CASH	COST	GAIN / LOSS
09/05/12	055639108 SOLD 14,371 SHS BPZ RESOURCES INC ON 08/30/2012 AT 2 259 THRU ASSENT LLC COMMISSIONS PAID 646 69 EXPENSES PAID 0 73	31,816 67		41,700 32-	9,883 65-
09/05/12	130788102 SOLD 2,551 SHS CALIFORNIA WATER SERVICE GROUP ON 08/30/2012 AT 18 3742 THRU ASSENT LLC COMMISSIONS PAID 114 79 EXPENSES PAID 1 05	46,756 75		45,648 08-	1,108 67
09/05/12	205826209 SOLD 1,538 SHS COMTECH TELECOM ON 08/30/2012 AT 28 1017 THRU ASSENT LLC COMMISSIONS PAID 69 21 EXPENSES PAID 0 97	43,150 24		42,340 53-	809 71
09/05/12	624756102 SOLD 1,045 SHS MUELLER INDUSTRIES INC ON 08/30/2012 AT 42 7669 THRU ASSENT LLC COMMISSIONS PAID 47 02 EXPENSES PAID 1 00	44,643 39		25,761 10-	18,882 29
09/05/12	64111Q104 SOLD 1,415 SHS NETGEAR INC ON 08/30/2012 AT 36 5044 THRU ASSENT LLC COMMISSIONS PAID 63 68 EXPENSES PAID 1 16	51,588 89		47,591 22-	3,997 67
09/05/12	858586100 SOLD 491 SHS STEPAN CO ON 08/30/2012 AT 95 407 THRU ASSENT LLC COMMISSIONS PAID 22 10 EXPENSES PAID 1 05	46,821 69		20,525 85-	26,295 84
09/06/12	351793104 SOLD 726 SHS FRANCESCA'S HOLDINGS CORP ON 08/31/2012 AT 35 3828 THRU ASSENT LLC COMMISSIONS PAID 32 67 EXPENSES PAID 0 57	25,654 68		16,506 19-	9,148 49
09/06/12	675746309 SOLD 1,135 SHS OCWEN FINANCIAL CORP ON 08/31/2012 AT 25 6648 THRU ASSENT LLC COMMISSIONS PAID 51 08 EXPENSES PAID 0 65	29,077 82		18,163 41-	10,914 41
09/06/12	31607A109 SOLD 216,204 06 FIDELITY INST MMKT (2013) ON 09/06/2012 AT 1 00	216,204 06		216,204 06-	



WHITNEY

Trust & Asset Management

STATEMENT OF ACTIVITY

PAGE 38

JANUARY 01, 2012 TO DECEMBER 31, 2012

ACCOUNT NAME COYPU FOUNDATION
ACCOUNT NUMBER 1145000146

TRANSACTION DETAIL (CONTINUED)

DATE	DESCRIPTION	PRINCIPAL CASH	INCOME CASH	COST	GAIN / LOSS
09/07/12	30241L109 SOLD 230 SHS FEI COMPANY ON 09/04/2012 AT 54 0312 THRU SUNGARD BROKERAGE COMMISSIONS PAID 11 50 EXPENSES PAID 0 28	12,415 39		8,530 08-	3,885 31
09/07/12	428567101 SOLD 103 SHS HIBBETT SPORTS INC COM ON 09/04/2012 AT 57 913 THRU SUNGARD BROKERAGE COMMISSIONS PAID 5 15 EXPENSES PAID 0 13	5,959 76		4,283 01-	1,676 75
09/07/12	869233106 SOLD 365 SHS SUSSEY HOLDINGS CORP ON 09/04/2012 AT 34 2803 THRU SUNGARD BROKERAGE COMMISSIONS PAID 16 42 EXPENSES PAID 0 28	12,495 61		10,721 18-	1,774 43
09/07/12	292554102 SOLD 410 SHS ENCORE CAPITAL GROUP INC ON 09/04/2012 AT 28 0106 THRU SUNGARD BROKERAGE COMMISSIONS PAID 18 45 EXPENSES PAID 0 26	11,465 64		6,768 73-	4,696 91
09/07/12	138098108 SOLD 511 SHS CANTEL MEDICAL CORP ON 09/04/2012 AT 25 5706 THRU SUNGARD BROKERAGE COMMISSIONS PAID 22 99 EXPENSES PAID 0 29	13,043 30		5,271 22-	7,772 08
09/07/12	26817Q506 SOLD 972 SHS DYNEX CAP INC REAL ESTATE INVESTMENT TRUST ON 09/04/2012 AT 10 5234 THRU SUNGARD BROKERAGE COMMISSIONS PAID 43 74 EXPENSES PAID 0 22	10,184 79		10,549 97-	365 18-
09/10/12	053774105 SOLD 389 SHS AVIS BUDGET GROUP INC ON 09/05/2012 AT 16 22 THRU SUNGARD BROKERAGE COMMISSIONS PAID 17 51 EXPENSES PAID 0 15	6,291 92		5,388 27-	903 65
09/10/12	05945F103 SOLD 164 SHS BANCFIRST CORP COM ON 09/05/2012 AT 42 1021 THRU SUNGARD BROKERAGE COMMISSIONS PAID 7 38 EXPENSES PAID 0 16	6,897 20		7,445 09-	547 89-
09/10/12	278715206 SOLD 793 SHS EBIX INCORPORATED ON 09/05/2012 AT 24 1704 THRU SUNGARD BROKERAGE COMMISSIONS PAID 35 69 EXPENSES PAID 0 43	19,131 01		15,412 19-	3,718 82



STATEMENT OF ACTIVITY

PAGE 39

JANUARY 01, 2012 TO DECEMBER 31, 2012

ACCOUNT NAME COYPU FOUNDATION

ACCOUNT NUMBER 1145000146

TRANSACTION DETAIL (CONTINUED)

DATE	DESCRIPTION	PRINCIPAL CASH	INCOME CASH	COST	GAIN / LOSS
09/10/12	903293405 SOLD 868 SHS USG CORP COM NEW ON 09/05/2012 AT 21 0101 THRU SUNGARD BROKERAGE COMMISSIONS PAID 39 06 EXPENSES PAID 0 41	18,197 30		12,389 05-	5,808 25
09/10/12	928241108 SOLD 651 SHS VIOPHARMA ON 09/05/2012 AT 27 4901 THRU SUNGARD BROKERAGE COMMISSIONS PAID 29 30 EXPENSES PAID 0 41	17,866 35		8,794 62-	9,071 73
09/10/12	66704R100 SOLD 1,361 SHS NORTHSTAR REALTY FINANCE CORP ON 09/05/2012 AT 5 90 THRU SUNGARD BROKERAGE COMMISSIONS PAID 61 25 EXPENSES PAID 0 18	7,968 47		7,015 96-	952 51
09/10/12	030371108 SOLD 3,007 SHS AMERICAN VANGUARD CORP COM ON 09/05/2012 AT 29 2348 THRU SUNGARD BROKERAGE COMMISSIONS PAID 135 32 EXPENSES PAID 1 97	87,771 75		88,453 31-	681 56-
09/10/12	88554D205 SOLD 488 SHS 3-D SYS CORP DEL ON 09/05/2012 AT 43 0204 THRU SUNGARD BROKERAGE COMMISSIONS PAID 21 96 EXPENSES PAID 0 47	20,971 52		14,213 88-	6,757 64
09/10/12	74835Y101 SOLD 184 SHS QUESTCOR PHARMACEUTICALS INC ON 09/05/2012 AT 49 9447 THRU SUNGARD BROKERAGE COMMISSIONS PAID 8 28 EXPENSES PAID 0 21	9,181 33		7,686 18-	1,495 15
09/10/12	720279108 SOLD 498 SHS PIER 1 IMPORTS INC ON 09/05/2012 AT 18 9084 THRU SUNGARD BROKERAGE COMMISSIONS PAID 22 41 EXPENSES PAID 0 21	9,393 77		7,752 42-	1,641 35
09/10/12	216831107 SOLD 744 SHS COOPER TIRE & RUBR CO COM ON 09/05/2012 AT 21 4002 THRU SUNGARD BROKERAGE COMMISSIONS PAID 33 48 EXPENSES PAID 0 36	15,887 91		14,915 64-	972 27
09/10/12	31607A109 SOLD 2,730 41 FIDELITY INST MMKT (2013) ON 09/10/2012 AT 1 00	2,730 41		2,730 41-	



WHITNEY®

Trust & Asset Management

STATEMENT OF ACTIVITY

PAGE 40

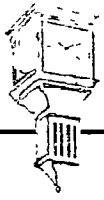
JANUARY 01, 2012 TO DECEMBER 31, 2012

ACCOUNT NAME COYPU FOUNDATION

ACCOUNT NUMBER 1145000146

TRANSACTION DETAIL (CONTINUED)

DATE	DESCRIPTION	PRINCIPAL CASH	INCOME CASH	COST	GAIN / LOSS
09/11/12	31607A109 SOLD 46,822 09 FIDELITY INST MMKT (2013) ON 09/11/2012 AT 1 00	46,822 09		46,822 09-	
09/19/12	31607A109 SOLD 454 48 FIDELITY INST MMKT (2013) ON 09/19/2012 AT 1 00	454 48		454 48-	
10/15/12	009128307 SOLD 34 SHS AIR METHODS CORP ON 10/10/2012 AT 109 27 THRU SUNGARD BROKERAGE COMMISSIONS PAID 1 53 EXPENSES PAID 0 09	3,713 56		3,937 14-	223 58-
10/15/12	030371108 SOLD 135 SHS AMERICAN VANGUARD CORP COM ON 10/10/2012 AT 34 5035 THRU SUNGARD BROKERAGE COMMISSIONS PAID 6 08 EXPENSES PAID 0 11	4,651 78		3,971 13-	680 65
10/15/12	03071H100 SOLD 153 SHS AMERISAFE INC ON 10/10/2012 AT 26 9601 THRU SUNGARD BROKERAGE COMMISSIONS PAID 6 89 EXPENSES PAID 0 10	4,117 91		2,641 16-	1,476 75
10/15/12	04351G101 SOLD 222 SHS ASCENA RETAIL GRP ON 10/10/2012 AT 20 315 THRU SUNGARD BROKERAGE COMMISSIONS PAID 9 99 EXPENSES PAID 0 11	4,499 83		2,105 51-	2,394 32
10/15/12	049904105 SOLD 21 SHS ATRION CORP ON 10/10/2012 AT 212 22 THRU SUNGARD BROKERAGE COMMISSIONS PAID 0 95 EXPENSES PAID 0 10	4,455 57		2,189 46-	2,266 11
10/15/12	053774105 SOLD 246 SHS AVIS BUDGET GROUP INC ON 10/10/2012 AT 16 6706 THRU SUNGARD BROKERAGE COMMISSIONS PAID 11 07 EXPENSES PAID 0 10	4,089 80		3,407 49-	682 31
10/15/12	05945F103 SOLD 95 SHS BANCFIRST CORP COM ON 10/10/2012 AT 42 20 THRU SUNGARD BROKERAGE COMMISSIONS PAID 4 28 EXPENSES PAID 0 09	4,004 63		4,304 30-	299 67-
10/15/12	12621E103 SOLD 446 SHS CNO FINANCIAL GROUP, INC ON 10/10/2012 AT 9 6001 THRU SUNGARD BROKERAGE COMMISSIONS PAID 20 07 EXPENSES PAID 0 10	4,261 47		3,989 78-	271 69



WHITNEY

Trust & Asset Management

STATEMENT OF ACTIVITY

PAGE 41

JANUARY 01, 2012 TO DECEMBER 31, 2012

ACCOUNT NAME COYPU FOUNDATION

ACCOUNT NUMBER 1145000146

TRANSACTION DETAIL (CONTINUED)

DATE	DESCRIPTION	PRINCIPAL CASH	INCOME CASH	COST	GAIN / LOSS
10/15/12	138098108 SOLD 144 SHS CANTEL MEDICAL CORP ON 10/10/2012 AT 27 2701 THRU SUNGARD BROKERAGE COMMISSIONS PAID 6 48 EXPENSES PAID 0 09	3,920 32		1,480 04-	2,440 28
10/15/12	14754D100 SOLD 94 SHS CASH AMERICAL INTL ON 10/10/2012 AT 39 17 THRU SUNGARD BROKERAGE COMMISSIONS PAID 4 23 EXPENSES PAID 0 09	3,677 66		3,088 66-	589 00
10/15/12	177835105 SOLD 130 SHS CITY HOLDING CO ON 10/10/2012 AT 35 5925 THRU SUNGARD BROKERAGE COMMISSIONS PAID 5 85 EXPENSES PAID 0 11	4,621 07		5,270 96-	649 89-
10/15/12	184496107 SOLD 68 SHS CLEAN HBRS INC RESTR ON 10/10/2012 AT 47 35 THRU SUNGARD BROKERAGE COMMISSIONS PAID 3 06 EXPENSES PAID 0 08	3,216 66		3,779 71-	563 05-
10/15/12	19259P300 SOLD 68 SHS COINSTAR INC COM ON 10/10/2012 AT 46 20 THRU SUNGARD BROKERAGE COMMISSIONS PAID 3 06 EXPENSES PAID 0 08	3,138 46		3,167 90-	29 44-
10/15/12	216831107 SOLD 197 SHS COOPER TIRE & RUBR CO COM ON 10/10/2012 AT 18 8403 THRU SUNGARD BROKERAGE COMMISSIONS PAID 8 87 EXPENSES PAID 0 09	3,702 58		3,949 44-	246 86-
10/15/12	26817Q506 SOLD 360 SHS DYNEX CAP INC REAL ESTATE INVESTMENT TRUST ON 10/10/2012 AT 10 1901 THRU SUNGARD BROKERAGE COMMISSIONS PAID 16 20 EXPENSES PAID 0 09	3,652 15		3,905 15-	253 00-
10/15/12	278715206 SOLD 166 SHS EBIX INCORPORATED ON 10/10/2012 AT 22 5401 THRU SUNGARD BROKERAGE COMMISSIONS PAID 7 47 EXPENSES PAID 0 09	3,734 10		3,226 26-	507 84
10/15/12	283677854 SOLD 120 SHS EL PASO ELECTRIC CO ON 10/10/2012 AT 34 1205 THRU SUNGARD BROKERAGE COMMISSIONS PAID 5 40 EXPENSES PAID 0 10	4,088 96		3,968 76-	120 20



STATEMENT OF ACTIVITY

PAGE 42

JANUARY 01, 2012 TO DECEMBER 31, 2012

ACCOUNT NAME COYPU FOUNDATION
ACCOUNT NUMBER 1145000146

TRANSACTION DETAIL (CONTINUED)

DATE	DESCRIPTION	PRINCIPAL CASH	INCOME CASH	COST	GAIN / LOSS
10/15/12	292554102 SOLD 134 SHS ENCORE CAPITAL GROUP INC ON 10/10/2012 AT 26 7901 THRU SUNGARD BROKERAGE COMMISSIONS PAID 6 03 EXPENSES PAID 0 09	3,583 75		1,704 28-	1,879 47
10/15/12	29275Y102 SOLD 106 SHS ENERSYS ON 10/10/2012 AT 34 27 THRU SUNGARD BROKERAGE COMMISSIONS PAID 4 77 EXPENSES PAID 0 09	3,627 76		3,947 85-	320 09-
10/15/12	30214U102 SOLD 89 SHS EXPONENT INC ON 10/10/2012 AT 54 89 THRU SUNGARD BROKERAGE COMMISSIONS PAID 4 01 EXPENSES PAID 0 11	4,881 09		3,936 44-	944 65
10/15/12	30241L109 SOLD 70 SHS FEI COMPANY ON 10/10/2012 AT 51 16 THRU SUNGARD BROKERAGE COMMISSIONS PAID 3 15 EXPENSES PAID 0 09	3,577 96		2,596 11-	981 85
10/15/12	351793104 SOLD 110 SHS FRANCESCA'S HOLDINGS CORP ON 10/10/2012 AT 29 9701 THRU SUNGARD BROKERAGE COMMISSIONS PAID 4 95 EXPENSES PAID 0 08	3,291 68		2,500 94-	790 74
10/15/12	42330P107 SOLD 245 SHS HELIX ENERGY SOLUTIONS ON 10/10/2012 AT 18 7101 THRU SUNGARD BROKERAGE COMMISSIONS PAID 11 03 EXPENSES PAID 0 11	4,572 83		3,992 08-	580 75
10/15/12	428567101 SOLD 65 SHS HIBBETT SPORTS INC COM ON 10/10/2012 AT 57 99 THRU SUNGARD BROKERAGE COMMISSIONS PAID 2 93 EXPENSES PAID 0 09	3,766 33		2,702 87-	1,063 46
10/15/12	46269C102 SOLD 530 SHS IRIDIUM COMMUNICATIONS ON 10/10/2012 AT 7 5302 THRU SUNGARD BROKERAGE COMMISSIONS PAID 23 85 EXPENSES PAID 0 09	3,967 07		3,994 19-	27 12-
10/15/12	537008104 SOLD 73 SHS LITTELFUSE, INC ON 10/10/2012 AT 55 38 THRU SUNGARD BROKERAGE COMMISSIONS PAID 3 29 EXPENSES PAID 0 10	4,039 35		3,055 83-	983 52



WHITNEY

Trust & Asset Management

STATEMENT OF ACTIVITY

PAGE 43


JANUARY 01, 2012 TO DECEMBER 31, 2012

ACCOUNT NAME COYPU FOUNDATION

ACCOUNT NUMBER 1145000146

TRANSACTION DETAIL (CONTINUED)

DATE	DESCRIPTION	PRINCIPAL CASH	INCOME CASH	COST	GAIN / LOSS
10/15/12	546347105 SOLD 288 SHS LOUISIANA PACIFIC CORP ON 10/10/2012 AT 13 2101 THRU SUNGARD BROKERAGE COMMISSIONS PAID 12 96 EXPENSES PAID 0 09	3,791 46		3,953 84-	162 38-
10/15/12	56035L104 SOLD 184 SHS MAIN MAIN STR CAP CORP ON 10/10/2012 AT 29 9006 THRU SUNGARD BROKERAGE COMMISSIONS PAID 8 28 EXPENSES PAID 0 13	5,493 30		5,032 22-	461 08
10/15/12	587118100 SOLD 117 SHS MEN'S WEARHOUSE INC ON 10/10/2012 AT 33 5511 THRU SUNGARD BROKERAGE COMMISSIONS PAID 5 27 EXPENSES PAID 0 09	3,920 12		2,001 60-	1,918 52
10/15/12	66704R100 SOLD 682 SHS NORTHSTAR REALTY FINANCE CORP ON 10/10/2012 AT 6 43 THRU SUNGARD BROKERAGE COMMISSIONS PAID 30 69 EXPENSES PAID 0 10	4,354 47		3,515 71-	838 76
10/15/12	675746309 SOLD 155 SHS OCWEN FINANCIAL CORP ON 10/10/2012 AT 34 9601 THRU SUNGARD BROKERAGE COMMISSIONS PAID 6 98 EXPENSES PAID 0 13	5,411 71		2,480 46-	2,931 25
10/15/12	70959W103 SOLD 171 SHS PENSKE AUTOMOTIVE GROUP, INC ON 10/10/2012 AT 31 2801 THRU SUNGARD BROKERAGE COMMISSIONS PAID 7 70 EXPENSES PAID 0 12	5,341 08		3,380 40-	1,960 68
10/15/12	720279108 SOLD 210 SHS PIER 1 IMPORTS INC ON 10/10/2012 AT 19 0101 THRU SUNGARD BROKERAGE COMMISSIONS PAID 9 45 EXPENSES PAID 0 09	3,982 58		3,269 09-	713 49
10/15/12	743606105 SOLD 93 SHS PROSPERITY BANCSHARES ON 10/10/2012 AT 41 63 THRU SUNGARD BROKERAGE COMMISSIONS PAID 4 19 EXPENSES PAID 0 09	3,867 31		4,046 04-	178 73-



WHITNEY®

Trust & Asset Management

STATEMENT OF ACTIVITY

PAGE 44


JANUARY 01, 2012 TO DECEMBER 31, 2012

ACCOUNT NAME COYPU FOUNDATION

ACCOUNT NUMBER 1145000146

TRANSACTION DETAIL (CONTINUED)

DATE	DESCRIPTION	PRINCIPAL CASH	INCOME CASH	COST	GAIN / LOSS
10/15/12	74835Y101 SOLD 84 SHS QUESTCOR PHARMACEUTICALS INC ON 10/10/2012 AT 21 02 THRU SUNGARD BROKERAGE COMMISSIONS PAID 3 78 EXPENSES PAID 0 04	1,761 86		3,508 91-	1,747 05-
10/15/12	749607107 SOLD 63 SHS RLI CORP ON 10/10/2012 AT 67 36 THRU SUNGARD BROKERAGE COMMISSIONS PAID 2 84 EXPENSES PAID 0 10	4,240 74		3,582 94-	657 80
10/15/12	81616X103 SOLD 153 SHS SEL SELECT COMFORT CORP ON 10/10/2012 AT 32 03 THRU SUNGARD BROKERAGE COMMISSIONS PAID 6 89 EXPENSES PAID 0 11	4,893 59		3,964 95-	928 64
10/15/12	816300107 SOLD 248 SHS SELECTIVE INS GROUP INC COM ON 10/10/2012 AT 19 245 THRU SUNGARD BROKERAGE COMMISSIONS PAID 11 16 EXPENSES PAID 0 11	4,761 49		6,460 76-	1,699 27-
10/15/12	84763A108 SOLD 362 SHS SPECTRUM PHARMACEUTICALS INC ON 10/10/2012 AT 12 0735 THRU SUNGARD BROKERAGE COMMISSIONS PAID 16 29 EXPENSES PAID 0 10	4,354 22		3,962 42-	391 80
10/15/12	867892101 SOLD 419 SHS SUNSTONE HOTEL INVESTORS INC ON 10/10/2012 AT 10 783 THRU SUNGARD BROKERAGE COMMISSIONS PAID 18 86 EXPENSES PAID 0 11	4,499 11		4,104 94-	394 17
10/15/12	869099101 SOLD 436 SHS SUSQUEHANNA BANCSHARES INC SUSQUEHANNA BANCSHARES INC ON 10/10/2012 AT 10 5101 THRU SUNGARD BROKERAGE COMMISSIONS PAID 19 62 EXPENSES PAID 0 11	4,562 67		4,100 84-	461 83
10/15/12	869233106 SOLD 109 SHS SUSSEY HOLDINGS CORP ON 10/10/2012 AT 33 4001 THRU SUNGARD BROKERAGE COMMISSIONS PAID 4 91 EXPENSES PAID 0 09	3,635 61		3,201 67-	433 94



WHITNEY®

Trust & Asset Management

STATEMENT OF ACTIVITY

PAGE 45

JANUARY 01, 2012 TO DECEMBER 31, 2012

ACCOUNT NAME COYPU FOUNDATION

ACCOUNT NUMBER 1145000146

TRANSACTION DETAIL (CONTINUED)

DATE	DESCRIPTION	PRINCIPAL CASH	INCOME CASH	COST	GAIN / LOSS
10/15/12	88554D205 SOLD 92 SHS 3-D SYS CORP DEL ON 10/10/2012 AT 34 01 THRU SUNGARD BROKERAGE COMMISSIONS PAID 4 14 EXPENSES PAID 0 08	3,124 70		2,679 67-	445 03
10/15/12	896818101 SOLD 70 SHS TRIUMPH GROUP ON 10/10/2012 AT 62 05 THRU SUNGARD BROKERAGE COMMISSIONS PAID 3 15 EXPENSES PAID 0 10	4,340 25		1,369 52-	2,970 73
10/15/12	903293405 SOLD 190 SHS USG CORP COM NEW ON 10/10/2012 AT 21 24 THRU SUNGARD BROKERAGE COMMISSIONS PAID 8 55 EXPENSES PAID 0 10	4,026 95		2,711 89-	1,315 06
10/15/12	928241108 SOLD 147 SHS VIOPHARMA ON 10/10/2012 AT 28 6701 THRU SUNGARD BROKERAGE COMMISSIONS PAID 6 62 EXPENSES PAID 0 10	4,207 78		1,971 13-	2,236 65
10/15/12	980745103 SOLD 111 SHS WOODWARD INC ON 10/10/2012 AT 32 8107 THRU SUNGARD BROKERAGE COMMISSIONS PAID 5 00 EXPENSES PAID 0 09	3,636 90		2,290 18-	1,346 72
10/15/12	981419104 SOLD 59 SHS WORLD ACCEPTANCE CORPORATION ON 10/10/2012 AT 67 29 THRU SUNGARD BROKERAGE COMMISSIONS PAID 2 66 EXPENSES PAID 0 09	3,967 36		4,462 85-	495 49-
10/15/12	981811102 SOLD 188 SHS WORTHINGTON INDUSTRIESINC ON 10/10/2012 AT 21 6313 THRU SUNGARD BROKERAGE COMMISSIONS PAID 8 46 EXPENSES PAID 0 10	4,058 12		4,019 35-	38 77
10/15/12	31607A109 SOLD 290,000 FIDELITY INST MMKT (2013) ON 10/15/2012 AT 1 00	290,000 00		290,000 00-	
10/17/12	31607A109 SOLD 460 61 FIDELITY INST MMKT (2013) ON 10/17/2012 AT 1 00	460 61		460 61-	
11/19/12	31607A109 SOLD 411 81 FIDELITY INST MMKT (2013) ON 11/19/2012 AT 1 00	411 81		411 81-	
12/18/12	31607A109 SOLD 397 81 FIDELITY INST MMKT (2013) ON 12/18/2012 AT 1 00	397 81		397 81-	
TOTAL SALES AND MATURITIES		3,126,116 17	0 00	2,879,220 57-	246,895 60



STATEMENT OF ACTIVITY

JANUARY 01, 2012 TO DECEMBER 31, 2012

ACCOUNT NAME COYPU FOUNDATION
ACCOUNT NUMBER 1145000137

KAAN YAYMAN

ACCOUNT NAME CO-TRUSTEE FOR COYPU
FOUNDATION TRUST WITH
CO-TRUSTEES W CALLIHAN, C
HALE, E SCHWARTZ U/A 5/27/88,
WHITNEY BANK SUCCESSOR


ACCOUNT NUMBER 1145000137

RELATIONSHIP
MANAGER JOE MEADE
504-586-7134
JOSEPH MEADE
@WHITNEYBANK COM

INVESTMENT
OBJECTIVE: CUSTOM OBJECTIVE

FOR YOUR INFORMATION

PORTFOLIO SUMMARY



	MARKET VALUE	PERCENT
CASH AND EQUIVALENTS	772,517.07	4.6%
EQUITIES	8,897,603.06	52.7%
FIXED INCOME	6,503,994.49	38.6%
OTHER ASSETS	695,424.00	4.1%
Total	16,869,538.62	100.0%



STATEMENT OF ACTIVITY

PAGE 2

JANUARY 01, 2012 TO DECEMBER 31, 2012

ACCOUNT NAME COYPU FOUNDATION
ACCOUNT NUMBER 1145000137

ACTIVITY SUMMARY

	THIS PERIOD	YEAR TO DATE
BEGINNING MARKET VALUE	15,391,475 13	15,391,475 13
DIVIDENDS AND INTEREST	444,066 60	444,066 60
OTHER RECEIPTS	962,932 31	962,932 31
DISBURSEMENTS	985,771 01 -	985,771 01 -
FEES	41,410 22 -	41,410 22 -
REALIZED GAIN/LOSS	255,725 10	255,725 10
CHANGE IN MARKET VALUE	842,520 71	842,520 71
ENDING MARKET VALUE	16,869,538 62	16,869,538 62

PORTFOLIO DETAIL

DESCRIPTION	TOTAL MARKET/ TOTAL COST	MARKET PRICE/ COST PRICE	EST ANNUAL INCOME/ ACCRUED INC	CURRENT YIELD
CASH AND EQUIVALENTS				
31607A109 FIDELITY INST MMKT (2013)	772,517 07	1 00	1,390 53	0 18
	772,517 07	1 00	115 88	
CASH	0 00			
* TOTAL CASH AND EQUIVALENTS	772,517 07		1,390 53	0 18
	772,517 07		115 88	

DESCRIPTION	TICKER	SHARES	TOTAL MARKET/ TOTAL COST	MARKET PRICE/ COST PRICE	EST ANNUAL INCOME/ ACCRUED INC	CURRENT YIELD
FIXED INCOME						
084664BD2 BERKSHIRE HATHAWAY 4 6% 05/15/2013		200,000 000	203,100 00 215,116 00	101 55 107 56	9,200 00 1,175 56	4 53
200339CG2 COMERICA BANKNOTES 5 75% 11/21/2016		200,000 000	231,404 00 201,416 00	115 70 100 71	11,500 00 1,277 78	4 97
3128GXY34 FHLMC POOL GOLD #E93430 5% 12/01/2017		25,143 210	27,051 08 25,693 17	107 59 102 19	1,257 16 104 76	4 65
3128MJAY6 FHLMC GOLD #G08022 6% 11/01/2034		63,786 540	70,769 25 63,686 87	110 95 99 84	3,827 19 318 93	5 41
31294KV77 FHLMC POOL #E01538 DUE 5% 12/01/2018		30,266 360	32,404 07 30,625 80	107 06 101 19	1,513 32 126 11	4 67
3133X1BV8 FEDERAL HOME LN BKS PREASSIGN 00044 4 5% 09/16/2013		300,000 000	309,132 00 290,144 10	103 04 96 71	13,500 00 3,937 50	4 37



STATEMENT OF ACTIVITY

PAGE 3

JANUARY 01, 2012 TO DECEMBER 31, 2012

ACCOUNT NAME COYPU FOUNDATION
ACCOUNT NUMBER 1145000137

PORTFOLIO DETAIL (CONTINUED)

DESCRIPTION	TICKER	SHARES	TOTAL MARKET/ TOTAL COST	MARKET PRICE/ COST PRICE	EST ANNUAL INCOME/ ACCRUED INC	CURRENT YIELD
FIXED INCOME						
3133XFJF4 FHLB 5/15/16 5 375% 05/18/2016		1,000,000 000	1,164,790 00 1,007,794 08	116 48 100 78	53,750 00 6,420 14	4 61
3133XRFZ8 FHLB 4 75% 06/08/2018		250,000 000	297,017 50 263,865 00	118 81 105 55	11,875 00 758 68	4 00
3133XUKV4 FEDERAL HOME LOAN BANK BANKS 3 75% 09/09/2016		250,000 000	279,897 50 254,137 50	111 96 101 66	9,375 00 2,916 67	3 35
3140RFY8 FNMA POOL #776083 4 5% 05/01/2019		4,709 710	5,063 69 4,686 17	107 52 99 50	211 94 17 66	4 19
36202C2Y8 GNMA #002591 7% 05/20/2028		5,515 940	6,732 70 5,566 56	122 06 100 92	386 12 32 18	5 73
36208XQW4 GNMA 464356 DUE #464069 7% 07/15/2013		2,338 750	2,375 56 2,398 53	101 57 102 56	163 71 13 64	6 89
36210AMG9 GNMA #486459 6 5% 08/15/2028		9,407 980	10,813 25 9,394 74	114 94 99 86	611 52 50 96	5 66
38141GEA8 GOLDMAN SACHS GROUP INC DTD 01/12/2005 01/15/2015 NON CALLABLE 5 125% 01/15/2015		250,000 000	268,570 00 269,925 00	107 43 107 97	12,812 50 5,907 99	4 77
459200GU9 INTERNATIONAL BUSINESS MACHINES IBM CORP NON CALLABLE DTD 12/09/2010 2% 01/05/2016		250,000 000	258,317 50 245,442 50	103 33 98 18	5,000 00 2,444 44	1 94
46625HHP8 JPMORGAN CHASE & CO 3 7% 01/20/2015		250,000 000	263,220 00 261,567 50	105 29 104 63	9,250 00 4,136 81	3 51
629491AA9 NYSE EURONEXT NOTES 4 8% 06/28/2013		250,000 000	255,235 00 267,297 50	102 09 106 92	12,000 00 100 00	4 70
724479AG5 PITNEY BOWES INC SR NOTE 5% 03/15/2015		250,000 000	262,735 00 252,115 00	105 09 100 85	12,500 00 3,680 56	4 76
922031794 VANGUARD GNMA ADM FUND # 536	VFIJX	185,967 588	2,028 906 39 1,989,702 11	10 91 10 70	58,021 89 4,835 16	2 86
949746FS5 WELLS FARGO & CO NOTES 4 625% 04/15/2014		250,000 000	262,905 00 266,975 00	105 16 106 79	11,562 50 2,440 97	4 40



STATEMENT OF ACTIVITY

PAGE 4

JANUARY 01, 2012 TO DECEMBER 31, 2012

ACCOUNT NAME COYPU FOUNDATION
ACCOUNT NUMBER 1145000137

PORTFOLIO DETAIL (CONTINUED)

DESCRIPTION	TICKER	SHARES	TOTAL MARKET/ TOTAL COST	MARKET PRICE/ COST PRICE	EST ANNUAL INCOME/ ACCRUED INC	CURRENT YIELD
FIXED INCOME						
983024AE0 WYETH 5 5% 02/01/2014		250,000 000	263,555 00 260,987 50	105 42 104 40	13,750 00 5,729 17	5 22
* TOTAL FIXED INCOME			6,503,994 49 6,188 536 63		252,067 85 46 425 67	3 88
EQUITIES						
002824100 ABBOTT LABS	ABT	1,504 000	98,512 00 82,217 36	65 50 54 67	842 24	0 85
018581108 ALLIANCE DATA SYSTEMS	ADS	714 000	103,358 64 64,781 08	144 76 90 73		
020002101 ALLSTATE CORP COM	ALL	2,660 000	106,852 20 101,218 32	40 17 38 05	2,340 80	2 19
03076C106 AMERIPRISE FINL INC COM	AMP	1,710 000	107,097 30 101,333 41	62 63 59 26	3,078 00	2 87
031162100 AMGEN INC	AMGN	1,307 000	112,663 40 76,409 27	86 20 58 46	2,457 16	2 18
037411105 APACHE CORP COM	APA	1,113 000	87,370 50 91,240 04	78 50 81 98	756 84	0 87
037833100 APPLE COMPUTER INC COM	AAPL	165 000	87,808 53 62,922 70	532 17 381 35	1,749 00	1 99
044209104 ASHLAND INC	ASH	1,400 000	112,574 00 99,844 36	80 41 71 32	1,260 00	1 12
060505104 BANK OF AMERICA CORP	BAC	10,580 000	122,833 80 100,203 18	11 61 9 47	423 20	0 34
073730103 BEAM INC-W/I	BEAM	1,549 000	94,628 41 93,939 11	61 09 60 65	1,270 18	1 34
084423102 BERKLEY W R CORP COM	WRB	2,516 000	94,953 84 93,514 92	37 74 37 17	905 76	0 95
09247X101 BLACKROCK INC	BLK	568 000	117,411 28 107,495 35	206 71 189 25	3,408 00	2 90
111320107 BROADCOM CORP	BRCM	3,080 000	102,286 80 101,472 44	33 21 32 95	1,232 00	1 20



STATEMENT OF ACTIVITY

PAGE 5

JANUARY 01, 2012 TO DECEMBER 31, 2012

ACCOUNT NAME COYPU FOUNDATION
ACCOUNT NUMBER 1145000137

PORTFOLIO DETAIL (CONTINUED)

DESCRIPTION	TICKER	SHARES	TOTAL MARKET/ TOTAL COST	MARKET PRICE/ COST PRICE	EST ANNUAL INCOME/ ACCRUED INC	CURRENT YIELD
EQUITIES						
115637209 BROWN FORMAN CORP CL B	BF B	1,520 000	96,140 00 100,674 01	63 25 66 23	1,550 40	1 61
124857202 CBS CORP	CBS	2,957 000	112,513 85 95,069 92	38 05 32 15	1,419 36 354 84	1 26
125269100 CF INDS HLDGS INC COM	CF	497 000	100,970 52 71,770 18	203 16 144 41	795 20	0 79
126650100 CVS CORP COM	CVS	2,100 000	101,535 00 102,515 07	48 35 48 82	1,890 00	1 86
14040H105 CAPITAL ONE FINL CORP COM	COF	1,778 000	102,999 54 91,740 56	57 93 51 60	355 60	0 35
142339100 CARLISLE COMPANIES	CSL	1,895 000	111,350 20 92,798 98	58 76 48 97	1,516 00	1 36
156700106 CENTURYLINK INC	CTL	1,634 000	63,922 08 48,420 62	39 12 29 63	4,738 60	7 41
171232101 CHUBB CORP	CB	1,337 000	100,702 84 62,254 92	75 32 46 56	2,192 68 548 17	2 18
20030N101 COMCAST	CMCSA	3,046 000	113,798 56 77,309 31	37 36 25 38	1,979 90 494 98	1 74
23918K108 DAVITA HEALTHCARE PARTNERS INC	DVA	992 000	109,645 76 94,114 21	110 53 94 87		
254687106 DISNEY WALT CO NEW	DIS	1,975 000	98,335 25 61,718 55	49 79 31 25	1,481 25	1 51
254709108 DISCOVER FINL SVCS	DFS	2,808 000	108,248 40 86,106 36	38 55 30 66	1,572 48 393 12	1 45
25470F104 DISCOVERY COMMUNICATIONS INC	DISCA	1,769 000	112,296 12 76,278 40	63 48 43 12		
25490A309 DIRECTV COM	DTV	1,989 000	99,768 24 93,769 42	50 16 47 14		
278642103 EBAY INC COM	EBAY	2,236 000	114,030 86 72,831 89	51 00 32 57		



STATEMENT OF ACTIVITY

PAGE 6

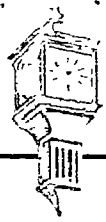
JANUARY 01, 2012 TO DECEMBER 31, 2012

ACCOUNT NAME COYPU FOUNDATION

ACCOUNT NUMBER 1145000137

PORTFOLIO DETAIL (CONTINUED)

DESCRIPTION	TICKER	SHARES	TOTAL MARKET/ TOTAL COST	MARKET PRICE/ COST PRICE	EST ANNUAL INCOME/ ACCRUED INC	CURRENT YIELD
EQUITIES						
29364G103 ENTERGY CORP NEW COM	ETR	1,404 000	89,505 00 94,439 78	63 75 67 26	4,661 28	5 21
294429105 EQUIFAX INC	EFX	1,980 000	107,157 60 101,670 03	54 12 51 35	1,425 60	1 33
30212P303 EXPEDIA INC	EXPE	1,990 000	122,265 60 94,155 26	61 44 47 31	1,034 80	0 85
337738108 FISERV INC COM	FISV	1,343 000	106,137 29 93,815 27	79 03 69 86		
34354P105 FLOWSERVE CORP	FLS	780 000	114,504 00 98,921 94	146 80 126 82	1,123 20 280 80	0 98
436440101 HOLOGIC INC	HOLX	5,324 000	106,533 77 103,853 77	20 01 19 51		
443510201 HUBBELL INC (CL B)	HUB B	1,250 000	105,787 50 105,519 50	84 63 84 42	2,250 00	2 13
458140100 INTEL CORP	INTC	3,606 000	74,355 72 70,644 93	20 62 19 59	3,245 40	4 36
459200101 INTERNATIONAL BUSINESS MACHINES	IBM	490 000	93,859 50 55,696 62	191 55 113 67	1,666 00	1 77
464287465 ISHARES TR MSCI EAFE INDEX FD	EFA	9,055 000	514,867 30 515,334 54	56 86 56 91	15,927 75	3 09
55616P104 MACY'S INC	M	2,680 000	104,573 60 102,206 90	39 02 38 14	2,144 00 536 00	2 05
565849106 MARATHON OIL CORP	MRO	3,875 000	118,807 50 68,676 80	30 66 17 72	2,635 00	2 22
56585A102 MARATHON PETE CORP	MPC	2,224 000	140,112 00 56,476 96	63 00 25 39	3,113 60	2 22
58155Q103 MCKESSON CORP COM	MCK	1,024 000	99,287 04 92,670 77	96 96 90 50	819 20 204 80	0 83
615369105 MOODYS CORP-EX DIST COM	MCO	2,667 000	134,203 44 95,849 71	50 32 35 94	2,133 60	1 59



WHITNEY®

Trust & Asset Management

STATEMENT OF ACTIVITY


PAGE 7

JANUARY 01, 2012 TO DECEMBER 31, 2012

ACCOUNT NAME COYPU FOUNDATION
ACCOUNT NUMBER 1145000137

PORTFOLIO DETAIL (CONTINUED)

DESCRIPTION	TICKER	SHARES	TOTAL MARKET/ TOTAL COST	MARKET PRICE/ COST PRICE	EST ANNUAL INCOME/ ACCRUED INC	CURRENT YIELD
EQUITIES						
637071101 NATIONAL OILWELL VARCO INC	NOV	1,523 000	104,097 05 63,778 84	68 35 41 88	791 96	0 76
64126X201 NEUSTAR	NSR	2,952 000	123,777 36 95,284 07	41 93 32 28		
666807102 NORTHROP GRUMMAN CORP COM	NOC	1,500 000	101,370 00 104,021 40	67 58 69 35	3,300 00	3 26
716768106 PETSMART INC	PETM	1,500 000	102,510 00 105,029 85	68 34 70 02	990 00	0 97
759509102 RELiance STEEL & ALUMINUM CO	RS	1,963 000	121,902 30 105,464 09	62 10 53 73	1,963 00	1 61
76009N100 RENT A CENTER	RCII	2,881 000	98,991 16 103,771 02	34 36 36 02	2,420 04 605 01	2 44
811065101 SCRIPPS NETWORKS INTERACTIVE	SNI	1,689 000	97,826 88 94,001 30	57 92 55 66	810 72	0 83
816851109 SEMPRA ENERGY COM	SRE	1,391 000	98,677 54 94,233 30	70 94 67 75	3,338 40 834 60	3 38
833034101 SNAP ON INC	SNA	1,430 000	112,955 70 102,231 42	78 99 71 49	2,173 60	1 92
872540109 TJX COS INC NEW COM	TJX	2,238 000	95,003 10 27,840 72	42 45 12 44	1,029 48	1 08
88732J207 TIME WARNER CABLE INC	TWC	1,070 000	103,993 30 97,370 86	97 19 91 00	2,396 80	2 30
891027104 TORCHMARK CORP	TMK	1,914 000	98,896 38 74,201 67	51 67 38 77	1,148 40	1 16
89417E109 TRAVELERS COMPANIES INC COM	TRV	1,505 000	108,089 10 93,663 53	71 82 62 23	2,769 20	2 56
896818101 TRIUMPH GROUP	TGI	1,721 000	112,381 30 93,940 79	65 30 54 59	275 36	0 25
902973304 US BANCORP DEL COM NEW	USB	3,009 000	96,107 46 77,657 27	31 94 25 81	2,347 02 586 76	2 44



WHITNEY®

Trust & Asset Management

STATEMENT OF ACTIVITY

PAGE 8

JANUARY 01, 2012 TO DECEMBER 31, 2012

ACCOUNT NAME COYPU FOUNDATION
ACCOUNT NUMBER 1145000137

PORTFOLIO DETAIL (CONTINUED)

DESCRIPTION	TICKER	SHARES	TOTAL MARKET/ TOTAL COST	MARKET PRICE/ COST PRICE	EST ANNUAL INCOME/ ACCRUED INC	CURRENT YIELD
EQUITIES						
907818108 UNION PAC CORP COM	UNP	824 000	103,593 28 42,222 05	125 72 51 24	2,274 24 568 56	2 20
91324P102 UNITEDHEALTH COM	UNH	1,595 000	86,512 80 72,390 14	54 24 45 39	1,355 75	1 57
922042858 VANGUARD FTSE EMERGING MARKETS ETF	VWO	30,453 000	1,356,072 09 1,390,374 35	44 53 45 66	29,691 68	2 19
929740108 WABTEC CORP	WAB	1,220 000	106,798 80 103,591 66	87 54 84 91	244 00	0 23
942683103 WATSON PHARMACEUTICALS INC	WPI	1,326 000	114,036 00 91,515 25	86 00 69 02		
949746101 WELLS FARGO & CO NEW COM	WFC	2,889 000	98,746 02 93,598 12	34 18 32 40	2,542 32	2 57
958102105 WESTERN DIGITAL CORP COM	WDC	3,173 000	134,820 77 113,039 84	42 49 35 63	3,173 00	2 35
966837106 WHOLE FOODS MARKET INC	WFM	995 000	90,704 20 64,252 52	91 16 64 58	796 00	0 88
G1151C101 ACCENTURE PLC	ACN	1,500 000	99,750 00 100,020 45	66 50 66 68	2,430 00	2 44
G2554F113 COVIDIEN PLC	COV	1,796 000	103,701 04 94,352 32	57 74 52 53	1,867 84	1 80
G3223R108 EVEREST RE GROUP	RE	907 000	99,724 65 94,087 56	109 95 103 73	1,741 44	1 75
* TOTAL EQUITIES			8,897,603 06 7,745,831 11		153,264 33 5,407 64	1 72
OTHER ASSETS						
OG0000967 LEASE 100% INTS IN VAR MINERAL & ROYALTY INTS IN AVERY ISLANDFIELD IBERIA PR PAR LA PER JDGMT OF POS DTD		1 000	695,424 00 193,728 00	695,424 00 193,728 00		
SUN001098 ORIGINAL ACCOUNT AGREEMENT(S)		1 000	0 00 1 01	0 00 1 01		



STATEMENT OF ACTIVITY

PAGE 9

JANUARY 01, 2012 TO DECEMBER 31, 2012

ACCOUNT NAME COYPU FOUNDATION
ACCOUNT NUMBER 1145000137

PORTFOLIO DETAIL (CONTINUED)

DESCRIPTION	TICKER	SHARES	TOTAL MARKET/ COST	MARKET PRICE/ COST	EST ANNUAL INCOME/ ACCRUED INC	CURRENT YIELD
OTHER ASSETS						
SUN001114 SIGNATURE PAGE WITH ORIGINAL SIGNATURES		1 000	0 00 1 01	0 00 1 01		
SUN001155 COYPU FOUNDATION MINUTE BOOK		1 000	0 00 1 01	0 00 1 01		
SUN003037 MASTER BINDER CONTAINING COYPU ORIGINAL DOCUMENTS AND OTHER GOVERNING DOCUMENTS		1 000	0 00 1 01	0 00 1 01		
* TOTAL OTHER ASSETS			695,424 00 193,732 04		0 00 0 00	0 00
GRAND TOTAL ASSETS			16,869,538 62 14,900,616 85		406,722 71 51,949 19	2 41



STATEMENT OF ACTIVITY

JANUARY 01, 2012 TO DECEMBER 31, 2012

ACCOUNT NAME COYPU FOUNDATION
ACCOUNT NUMBER 1145000146

KAAN YAYMAN

ACCOUNT NAME CO-TRUSTEE FOR COYPU
FOUNDATION TRUST WITH
CO-TRUSTEES W. CALLIHAN, C
HALE, E SCHWARTZ U/A,
WHITNEY BANK SUCCESSOR


ACCOUNT NUMBER 1145000146



RELATIONSHIP
MANAGER JOE MEADE
504-586-7134
JOSEPH MEADE
@WHITNEYBANK COM

INVESTMENT
OBJECTIVE. CUSTOM OBJECTIVE

FOR YOUR INFORMATION

PORTFOLIO SUMMARY



	MARKET VALUE	PERCENT
 CASH AND EQUIVALENTS	17,713 87	0 9%
 EQUITIES	1,952,752 64	99 1%
Total	1,970,466 51	100 0%



STATEMENT OF ACTIVITY

PAGE 2

JANUARY 01, 2012 TO DECEMBER 31, 2012

ACCOUNT NAME COYPU FOUNDATION
ACCOUNT NUMBER 1145000146

ACTIVITY SUMMARY

	THIS PERIOD	YEAR TO DATE
BEGINNING MARKET VALUE	2,548,313 54	2,548,313 54
DIVIDENDS AND INTEREST	39,761 42	39,761 42
DISBURSEMENTS	850,000 00-	850,000 00-
FEES	5,927 86-	5,927 86-
REALIZED GAIN/LOSS	246,895 60	246,895 60
CHANGE IN MARKET VALUE	8,576 19-	8,576 19-
ENDING MARKET VALUE	1,970,466 51	1,970,466 51

PORTFOLIO DETAIL

DESCRIPTION	TOTAL MARKET/ TOTAL COST	MARKET PRICE/ COST PRICE	EST ANNUAL INCOME/ ACCRUED INC	CURRENT YIELD
CASH AND EQUIVALENTS				
31607A109 FIDELITY INST MMKT (2013)	17,713 87 17,713 87	1 00 1 00	31 88 2 66	0 18
CASH	0 00			
* TOTAL CASH AND EQUIVALENTS	17,713 87 17,713 87		31 88 2 66	0 18

DESCRIPTION	TICKER	SHARES	TOTAL MARKET/ TOTAL COST	MARKET PRICE/ COST PRICE	EST ANNUAL INCOME/ ACCRUED INC	CURRENT YIELD
EQUITIES						
009128307 AIR METHODS CORP	AIRM	329 000	12,281 57 38,097 61	37 33 115 80		
030371108 AMERICAN VANGUARD CORP COM	AVD	1,297 000	40,297 79 38,152 30	31 07 29 42	181 58	0 45
03071H100 AMERISAFE INC	AMSF	1,468 000	40,003 00 24,859 31	27 25 16 93	469 76	1 17
04351G101 ASCENA RETAIL GRP	ASNA	2,124 000	39,230 28 20,144 66	18 47 9 48		
049904105 ATRION CORP	ATRI	200 000	39,200 00 20,056 21	196 00 100 28	448 00	1 14
053774105 AVIS BUDGET GROUP INC	CAR	2,355 000	46,676 10 32,620 52	19 82 13 85		



STATEMENT OF ACTIVITY

PAGE 3

JANUARY 01, 2012 TO DECEMBER 31, 2012

ACCOUNT NAME COYPU FOUNDATION

ACCOUNT NUMBER 1145000146

PORTFOLIO DETAIL (CONTINUED)

DESCRIPTION	TICKER	SHARES	TOTAL MARKET/ TOTAL COST	MARKET PRICE/ COST PRICE	EST ANNUAL INCOME/ ACCRUED INC	CURRENT YIELD
EQUITIES						
05945F103 BANCFIRST CORP COM	BANF	912 000	38,632 32 37,345 73	42 36 40 95	1,057 92	2 74
12621E103 CNO FINANCIAL GROUP, INC	CNO	4,273 000	39,867 09 38,224 99	9 33 8 95	341 84	0 86
138098108 CANTEL MEDICAL CORP	CMN	1,376 000	40,908 48 13,670 68	29 73 9 94	151 36	0 37
14754D100 CASH AMERICAL INTL	CSH	904 000	35,861 68 28,889 82	39 67 31 96	126 56	0 35
177835105 CITY HOLDING CO	CHCO	1,250 000	43,562 50 43,909 81	34 85 35 13	1,750 00	4 02
184496107 CLEAN HBRS INC RESTR	CLH	647 000	35,591 47 35,962 79	55 01 55 58		
19259P300 COINSTAR INC COM	CSTR	655 000	34,066 55 28,486 06	52 01 43 49		
216831107 COOPER TIRE & RUBR CO COM	CTB	1,888 000	47,879 68 37,850 44	25 36 20 05	792 96	1 66
26817Q506 DYNEX CAP INC REAL ESTATE INVESTMENT TRUST	DX	3,448 000	32,549 12 37,041 73	9 44 10 74	3,999 68 999 92	12 29
278715206 EBIX INCORPORATED	EBIX	1,593 000	25,679 16 30,960 44	16 12 19 44	318 60	1 24
283677854 EL PASO ELECTRIC CO	EE	1,148 000	36,632 68 37,967 80	31 91 33 07	1,148 00	3 13
292554102 ENCORE CAPITAL GROUP INC	ECPG	1,288 000	39,438 56 16,086 66	30 62 12 49		
29275Y102 ENERSYS	ENS	1,018 000	38,307 34 37,914 29	37 63 37 24		
30214U102 EXPONENT INC	EXPO	851 000	47,511 33 36,514 42	55 83 42 91	510 60	1 07
30241L109 FEI COMPANY	FEIC	670 000	37,165 17 24,848 49	55 47 37 09	214 40	0 58



STATEMENT OF ACTIVITY

PAGE 4

JANUARY 01, 2012 TO DECEMBER 31, 2012

ACCOUNT NAME COYPU FOUNDATION
ACCOUNT NUMBER 1145000146

PORTFOLIO DETAIL (CONTINUED)

DESCRIPTION	TICKER	SHARES	TOTAL MARKET/ TOTAL COST	MARKET PRICE/ COST PRICE	EST ANNUAL INCOME/ ACCRUED INC	CURRENT YIELD
EQUITIES						
351793104 FRANCESCA'S HOLDINGS CORP	FRAN	1,057 000	27,408 01 24,031 74	25 93 22 74		
42330P107 HELIX ENERGY SOLUTIONS	HLX	2,347 000	48,442 08 38,242 49	20 64 16 29		
428567101 HIBBETT SPORTS INC COM	HIBB	625 000	32,937 50 25,989 12	52 70 41 58		
46269C102 IRIDIUM COMMUNICATIONS	IRDM	5,074 000	34,097 28 38,238 68	6 72 7 54		
537008104 LITTELFUSE, INC	LFUS	699 000	43,135 29 29,260 58	61 71 41 86	559 20	1 30
546347105 LOUISIANA PACIFIC CORP	LPX	2,761 000	53,342 52 37,904 66	19 32 13 73		
56035L104 MAIN MAIN STR CAP CORP	MAIN	1,762 000	53,758 62 48,188 93	30 51 27 35	3,171 60 264 30	5 90
587118100 MEN'S WEARHOUSE INC	MW	1,117 000	34,805 72 16,651 95	31 16 14 91	804 24	2 31
66704R100 NORTHSTAR REALTY FINANCE CORP	NRF	6,530 000	45,971 20 33,662 15	7 04 5 16	4,440 40	9 66
675746309 OCWEN FINANCIAL CORP	OCN	1,480 000	51,193 20 23,684 44	34 59 16 00		
70959W103 PENSKE AUTOMOTIVE GROUP, INC	PAG	1,636 000	49,227 24 32,341 10	30 09 19 77	850 72	1 73
720279108 PIER 1 IMPORTS INC	PIR	2,016 000	40,320 00 31,383 27	20 00 15 57	403 20	1 00
743606105 PROSPERITY BANCSHARES	PB	886 000	37,212 00 38,546 13	42 00 43 51	761 96	2 05
74835Y101 QUESTCOR PHARMACEUTICALS INC	QCOR	805 000	21,509 60 33,627 34	26 72 41 77	644 00	2 99
749607107 RLI CORP	RLI	603 000	38,989 98 30,222 80	64 66 50 12	771 84	1 98



STATEMENT OF ACTIVITY

PAGE 5

JANUARY 01, 2012 TO DECEMBER 31, 2012

ACCOUNT NAME COYPU FOUNDATION

ACCOUNT NUMBER 1145000146

PORTFOLIO DETAIL (CONTINUED)

DESCRIPTION	TICKER	SHARES	TOTAL MARKET/ TOTAL COST	MARKET PRICE/ COST PRICE	EST ANNUAL INCOME/ ACCRUED INC	CURRENT YIELD
EQUITIES						
81616X103 SEL SELECT COMFORT CORP	SCSS	1,470 000	38,469 90 38,094 60	26 17 25 91		
816300107 SELECTIVE INS GROUP INC COM	SIGI	2,380 000	45,862 60 38,462 63	19 27 16 16	1,237 60	2 70
84763A108 SPECTRUM PHARMACEUTICALS INC	SPPI	3,469 000	38,804 23 37,971 32	11 19 10 95		
867892101 SUNSTONE HOTEL INVESTORS INC	SHO	4,017 000	43,022 07 39,354 55	10 71 9 80		
869099101 SUSQUEHANNA BANCSHARES INC SUSQUEHANNA BANCSHARES INC	SUSQ	4,175 000	43,754 00 39,268 39	10 48 9 41	1,169 00	2 67
869233106 SUSSER HOLDINGS CORP	SUSS	1,044 000	36,007 56 30,665 52	34 49 29 37		
88554D205 3-D SYS CORP DEL	DDD	881 000	47,001 35 25,660 71	53 35 29 13		
896818101 TRIUMPH GROUP	TGI	672 000	43,881 60 12,773 62	65 30 19 01	107 52	0 25
903293405 USG CORP COM NEW	USG	1,822 000	51,143 54 26,005 59	28 07 14 27		
928241108 VIROPHARMA	VPHM	1,407 000	32,023 32 18,339 63	22 76 13 03		
980745103 WOODWARD INC	WWD	1,067 000	40,684 71 17,124 91	38 13 16 05	341 44	0 84
981419104 WORLD ACCEPTANCE CORPORATION	WRLD	560 000	41,753 60 42,359 24	74 56 75 64		
981811102 WORTHINGTON INDUSTRIES INC	WOR	1,795 000	46,652 05 38,376 20	25 99 21 38	933 40	2 00
* TOTAL EQUITIES			1,952,752 64 1,546,037 05		27,707 38 1,264 22	1 42
GRAND TOTAL ASSETS			1,970,466 51 1,563,750 92		27,739 26 1,266 88	1 41

FORM 990PF, PART I - DIVIDENDS AND INTEREST FROM SECURITIES

DESCRIPTION	REVENUE AND EXPENSES PER BOOKS	NET INVESTMENT INCOME
WHITNEY BANK ACCOUNT 1145000137	497,404.	497,404.
TOTAL	497,404.	497,404.

FORM 990PF, PART I - OTHER INCOME
=====

DESCRIPTION -----	REVENUE AND EXPENSES PER BOOKS -----	NET INVESTMENT INCOME -----
OIL & GAS ROYALTY INCOME	103,679.	103,679.
	-----	-----
TOTALS	103,679.	103,679.
	=====	=====

FORM 990PF, PART I - ACCOUNTING FEES
=====

DESCRIPTION -----	REVENUE AND EXPENSES PER BOOKS -----	NET INVESTMENT INCOME -----	ADJUSTED NET INCOME -----	CHARITABLE PURPOSES -----
TAX ACCOUNTING FEE	600.			600.
TOTALS	600.	NONE	NONE	600.
	=====	=====	=====	=====

FORM 990PF, PART I - TAXES
=====

DESCRIPTION -----	REVENUE AND EXPENSES PER BOOKS -----	NET INVESTMENT INCOME -----
FEDERAL EXCISE TAX- 2011	11,374.	
FEDERAL EXCISE TAX- ESTIMATED	15,126.	
FOREIGN INCOME TAX WITHHELD	174.	174.
	-----	-----
TOTALS	26,674.	174.
	=====	=====

=====

RECIPIENT NAME:

Common Ground Relief

ADDRESS:

1800 DESLONDE STREET

New Orleans, LA 70117

RELATIONSHIP:

NONE

PURPOSE OF GRANT:

GRANT

FOUNDATION STATUS OF RECIPIENT:

PUBLIC CHARITY

AMOUNT OF GRANT PAID 33,000.

RECIPIENT NAME:

National Audubon Society

ADDRESS:

225 VARICK STREET, 7TH FL

New York, NY 10014

RELATIONSHIP:

NONE

PURPOSE OF GRANT:

GRANT

FOUNDATION STATUS OF RECIPIENT:

PUBLIC CHARITY

AMOUNT OF GRANT PAID 94,372.

RECIPIENT NAME:

Environmental Stewardship

ADDRESS:

P.O. BOX 1423

Bishop, TX 78602

RELATIONSHIP:

NONE

PURPOSE OF GRANT:

CONTRIBUTION

FOUNDATION STATUS OF RECIPIENT:

PUBLIC CHARITY

AMOUNT OF GRANT PAID 20,000.

=====

RECIPIENT NAME:

Orleans Audubon Society

ADDRESS:

801 RUE DAUPHINE, STE 304

Metairie, LA 70005

RELATIONSHIP:

NONE

PURPOSE OF GRANT:

GRANT

FOUNDATION STATUS OF RECIPIENT:

PUBLIC CHARITY

AMOUNT OF GRANT PAID 12,382.

RECIPIENT NAME:

Hill Country Alliance

ADDRESS:

15315 W HIGHWAY 61

Austin, TX 78738

RELATIONSHIP:

NONE

PURPOSE OF GRANT:

CONTRIBUTION

FOUNDATION STATUS OF RECIPIENT:

PUBLIC CHARITY

AMOUNT OF GRANT PAID 15,000.

RECIPIENT NAME:

Hopeful Hearts Horse Rescue Inc

ADDRESS:

1900 SUNRISE WAY, UNIT 23

Central Point, OR 97502

RELATIONSHIP:

NONE

PURPOSE OF GRANT:

CONTRIBUTION

FOUNDATION STATUS OF RECIPIENT:

PUBLIC CHARITY

AMOUNT OF GRANT PAID 10,000.

=====

RECIPIENT NAME:

Restore the Earth Foundation

ADDRESS:

99 BROWN STREET, STE 139

Ithaca, NY 14850

RELATIONSHIP:

NONE

PURPOSE OF GRANT:

GRANT

FOUNDATION STATUS OF RECIPIENT:

PUBLIC CHARITY

AMOUNT OF GRANT PAID 100,000.

RECIPIENT NAME:

TULANE UNIVERSITY

ADDRESS:

6823 ST. CHARLES AVENUE

NEW ORLEANS, LA 70118

RELATIONSHIP:

NONE

PURPOSE OF GRANT:

GRANT; EDUCATION FUND

FOUNDATION STATUS OF RECIPIENT:

PUBLIC CHARITY

AMOUNT OF GRANT PAID 100,000.

RECIPIENT NAME:

St. Anna's Episcopal Church

ADDRESS:

1313 ESPLANADE AVE.

New Orleans, LA 70116

RELATIONSHIP:

NONE

PURPOSE OF GRANT:

CONTRIBUTION

FOUNDATION STATUS OF RECIPIENT:

PUBLIC CHARITY

AMOUNT OF GRANT PAID 1,000.

=====

RECIPIENT NAME:

Friends of the Louisiana
State Univ Museum of Art

ADDRESS:

P.O. BOX 3197
Baton Rouge, LA 70821

RELATIONSHIP:

NONE

PURPOSE OF GRANT:

CONTRIBUTION

FOUNDATION STATUS OF RECIPIENT:

PUBLIC CHARITY

AMOUNT OF GRANT PAID 88,000.

RECIPIENT NAME:

LSU Agricultural Center

ADDRESS:

101 EPPERSON HALL
Baton Rouge, LA 70803

RELATIONSHIP:

NONE

PURPOSE OF GRANT:

CONTRIBUTION

FOUNDATION STATUS OF RECIPIENT:

PUBLIC CHARITY

AMOUNT OF GRANT PAID 48,855.

RECIPIENT NAME:

LSU Museum of Natural Science

ADDRESS:

119 FOSTER HALL
Baton Rouge, LA 70803

RELATIONSHIP:

NONE

PURPOSE OF GRANT:

CONTRIBUTION

FOUNDATION STATUS OF RECIPIENT:

PUBLIC CHARITY

AMOUNT OF GRANT PAID 85,000.

RECIPIENT NAME:
LSU School of Veterinary Medicine
ADDRESS:
SKIP BERTMAN DRIVE
Baton Rouge, LA 70803
RELATIONSHIP:
NONE
PURPOSE OF GRANT:
CONTRIBUTION
FOUNDATION STATUS OF RECIPIENT:
PUBLIC CHARITY
AMOUNT OF GRANT PAID 84,330.

RECIPIENT NAME:
Southwest Research Institute
ADDRESS:
6220 CULEBRA ROAD
San Antonio, TX 78228
RELATIONSHIP:
NONE
PURPOSE OF GRANT:
CONTRIBUTION
FOUNDATION STATUS OF RECIPIENT:
PUBLIC CHARITY
AMOUNT OF GRANT PAID 50,000.

RECIPIENT NAME:
Bat Conservation International
ADDRESS:
P.O. BOX 162603
Austin, TX 78716
RELATIONSHIP:
NONE
PURPOSE OF GRANT:
CONTRIBUTION
FOUNDATION STATUS OF RECIPIENT:
PUBLIC CHARITY
AMOUNT OF GRANT PAID 40,000.

=====

RECIPIENT NAME:

Chimp Haven

ADDRESS:

13600 CHIMPANZEE PLACE

Keithville, LA 71017

RELATIONSHIP:

NONE

PURPOSE OF GRANT:

CONTRIBUTION

FOUNDATION STATUS OF RECIPIENT:

PUBLIC CHARITY

AMOUNT OF GRANT PAID 21,000.

RECIPIENT NAME:

Sul Ross State University

ADDRESS:

SRSU BOX C-114

Alpine, TX 79832

RELATIONSHIP:

NONE

PURPOSE OF GRANT:

CONTRIBUTION

FOUNDATION STATUS OF RECIPIENT:

PUBLIC CHARITY

AMOUNT OF GRANT PAID 50,000.

RECIPIENT NAME:

University of Toronto

ADDRESS:

27 KING'S COLLEGE CIRCLE

Toronto ON M5S 1A1,

RELATIONSHIP:

NONE

PURPOSE OF GRANT:

GRANT

FOUNDATION STATUS OF RECIPIENT:

PUBLIC CHARITY

AMOUNT OF GRANT PAID 45,570.

TOTAL GRANTS PAID:

898,509.

=====