



See a Social Security Number? Say Something!  
Report Privacy Problems to <https://public.resource.org/privacy>  
Or call the IRS Identity Theft Hotline at 1-800-908-4490



Form **990-PF**

Department of the Treasury  
Internal Revenue Service

Return of Private Foundation  
or Section 4947(a)(1) Nonexempt Charitable Trust  
Treated as a Private Foundation

**Note.** The foundation may be able to use a copy of this return to satisfy state reporting requirements

OMB No 1545-0052

**2012**

Open to Public Inspection

For calendar year 2012, or tax year beginning 01-01-2012 , and ending 12-31-2012

|  |  |  |  |
|--|--|--|--|
| Name of foundation<br>FROG CROSSING FOUNDATION INC   |  | <b>A Employer identification number</b><br><br>57-1142242  |  |
| Number and street (or P O box number if mail is not delivered to street address)<br>C/O STEPHANIE FEIN ONE THE CROSSING  |  | <b>B Telephone number</b> (see instructions)<br><br>(973) 610-7750   |  |
| City or town, state, and ZIP code<br>NORTH CALDWELL, NJ 07006  |  | <b>C</b> If exemption application is pending, check here <input type="checkbox"/>  |  |
| <b>G</b> Check all that apply<br><div><input type="checkbox"/> Initial return<br/><input type="checkbox"/> Final return<br/><input type="checkbox"/> Address change</div> <div><input type="checkbox"/> Initial return of a former public charity<br/><input type="checkbox"/> Amended return<br/><input type="checkbox"/> Name change</div> |  | <b>D 1.</b> Foreign organizations, check here <input type="checkbox"/><br><b>2.</b> Foreign organizations meeting the 85% test, check here and attach computation <input type="checkbox"/> |  |
| <b>H</b> Check type of organization <input checked="" type="checkbox"/> Section 501(c)(3) exempt private foundation<br><input type="checkbox"/> Section 4947(a)(1) nonexempt charitable trust <input type="checkbox"/> Other taxable private foundation  |  | <b>E</b> If private foundation status was terminated under section 507(b)(1)(A), check here <input type="checkbox"/>   |  |
| <b>I</b> Fair market value of all assets at end of year (from Part II, col. (c), line 16) <input checked="" type="checkbox"/> \$ 4,209,965   |  | <b>F</b> If the foundation is in a 60-month termination under section 507(b)(1)(B), check here <input type="checkbox"/>  |  |
| <b>J</b> Accounting method <input checked="" type="checkbox"/> Cash <input type="checkbox"/> Accrual<br><input type="checkbox"/> Other (specify) _____<br>(Part I, column (d) must be on cash basis.)  |  |  |  |

| Part I Analysis of Revenue and Expenses <small>(The total of amounts in columns (b), (c), and (d) may not necessarily equal the amounts in column (a) (see instructions) )</small> |   | (a) Revenue and expenses per books         | (b) Net investment income | (c) Adjusted net income | (d) Disbursements for charitable purposes (cash basis only) |
|--|---|--|---------------------------|-------------------------|---|
| Revenue  | <b>1</b> Contributions, gifts, grants, etc , received (attach schedule)                                     |  |                           |                         |   |
|  | <b>2</b> Check <input checked="" type="checkbox"/> if the foundation is <b>not</b> required to attach Sch B |  |                           |                         |   |
|  | <b>3</b> Interest on savings and temporary cash investments   |  |                           |                         |   |
|  | <b>4</b> Dividends and interest from securities. . . . .  | 131,853                                    | 131,853                   |                         |   |
|  | <b>5a</b> Gross rents . . . . .   |  |                           |                         |   |
|  | <b>b</b> Net rental income or (loss) _____  |  |                           |                         |   |
|  | <b>6a</b> Net gain or (loss) from sale of assets not on line 10   | 35,720                                     |                           |                         |   |
|  | <b>b</b> Gross sales price for all assets on line 6a _____ 423,933  |  |                           |                         |   |
|  | <b>7</b> Capital gain net income (from Part IV , line 2 ) . . . .   |  | 35,720                    |                         |   |
|  | <b>8</b> Net short-term capital gain . . . . .  |  |                           |                         |   |
|  | <b>9</b> Income modifications . . . . .   |  |                           |                         |   |
|  | <b>10a</b> Gross sales less returns and allowances  |  |                           |                         |   |
| Operating and Administrative Expenses  | <b>b</b> Less Cost of goods sold . . . . .  |  |                           |                         |   |
|  | <b>c</b> Gross profit or (loss) (attach schedule) . . . . .   |  |                           |                         |   |
|  | <b>11</b> Other income (attach schedule) . . . . .  | <input checked="" type="checkbox"/> 20,330 | 20,330                    |                         |   |
|  | <b>12 Total.</b> Add lines 1 through 11 . . . . .   | 187,903                                    | 187,903                   |                         |   |
|  | <b>13</b> Compensation of officers, directors, trustees, etc  | 0  | 0                         |                         | 0   |
|  | <b>14</b> Other employee salaries and wages . . . . .   |  |                           |                         |   |
|  | <b>15</b> Pension plans, employee benefits . . . . .  |  |                           |                         |   |
|  | <b>16a</b> Legal fees (attach schedule) . . . . .   |  |                           |                         |   |
|  | <b>b</b> Accounting fees (attach schedule) . . . . .  | <input checked="" type="checkbox"/> 2,900  | 0                         |                         | 0   |
|  | <b>c</b> Other professional fees (attach schedule) . . . . .  |  |                           |                         |   |
|  | <b>17</b> Interest . . . . .  | 301  | 301                       |                         | 0   |
|  | <b>18</b> Taxes (attach schedule) (see instructions)  | <input checked="" type="checkbox"/> 4,565  | 1,565                     |                         | 0   |
|  | <b>19</b> Depreciation (attach schedule) and depletion . . . .  |  |                           |                         |   |
|  | <b>20</b> Occupancy . . . . .   |  |                           |                         |   |
|  | <b>21</b> Travel, conferences, and meetings . . . . .   |  |                           |                         |   |
|  | <b>22</b> Printing and publications . . . . .   |  |                           |                         |   |
|  | <b>23</b> Other expenses (attach schedule) . . . . .  | <input checked="" type="checkbox"/> 45,882 | 45,348                    |                         | 0   |
|  | <b>24 Total operating and administrative expenses.</b><br>Add lines 13 through 23 . . . . .                 | 53,648                                     | 47,214                    |                         | 0   |
|  | <b>25</b> Contributions, gifts, grants paid . . . . .   | 199,157                                    |                           |                         | 199,157   |
|  | <b>26 Total expenses and disbursements.</b> Add lines 24 and 25   | 252,805                                    | 47,214                    |                         | 199,157   |
|  | <b>27</b> Subtract line 26 from line 12   |  |                           |                         |   |
|  | <b>a Excess of revenue over expenses and disbursements</b>  | -64,902                                    |                           |                         |   |
|  | <b>b Net investment income</b> (if negative, enter -0-)   |  | 140,689                   |                         |   |
|  | <b>c Adjusted net income</b> (if negative, enter -0-)   |  |                           |                         |   |

Part II

Balance Sheets

Attached schedules and amounts in the description column should be for end-of-year amounts only (See instructions )

|                             |     | Beginning of year  | End of year    |                       |
|-----------------------------|-----|--|----------------|-----------------------|
|                             |     | (a) Book Value   | (b) Book Value | (c) Fair Market Value |
| Assets                      | 1   | Cash—non-interest-bearing . . . . .  |                |                       |
|                             | 2   | Savings and temporary cash investments . . . . .   | 234,544        | 56,669                |
|                             | 3   | Accounts receivable ▶ _____<br>Less allowance for doubtful accounts ▶ _____  |                |                       |
|                             | 4   | Pledges receivable ▶ _____<br>Less allowance for doubtful accounts ▶ _____   |                |                       |
|                             | 5   | Grants receivable . . . . .  |                |                       |
|                             | 6   | Receivables due from officers, directors, trustees, and other disqualified persons (attach schedule) (see page 15 of the instructions) . . . . . |                |                       |
|                             | 7   | Other notes and loans receivable (attach schedule) ▶ _____<br>Less allowance for doubtful accounts ▶ _____                                       |                |                       |
|                             | 8   | Inventories for sale or use . . . . .  |                |                       |
|                             | 9   | Prepaid expenses and deferred charges . . . . .  |                |                       |
|                             | 10a | Investments—U S and state government obligations (attach schedule)   |                |                       |
|                             | b   | Investments—corporate stock (attach schedule) . . . . .  | 2,266,408      | 2,983,856             |
|                             | c   | Investments—corporate bonds (attach schedule). . . . .   | 430,127        | 837,900               |
|                             | 11  | Investments—land, buildings, and equipment basis ▶ _____<br>Less accumulated depreciation (attach schedule) ▶ _____                              |                |                       |
|                             | 12  | Investments—mortgage loans . . . . .   |                |                       |
|                             | 13  | Investments—other (attach schedule) . . . . .  | 956,884        | 0                     |
|                             | 14  | Land, buildings, and equipment basis ▶ _____<br>Less accumulated depreciation (attach schedule) ▶ _____  |                |                       |
| Liabilities                 | 15  | Other assets (describe ▶ _____)  |                |                       |
|                             | 16  | Total assets (to be completed by all filers—see the instructions Also, see page 1, item I)   | 3,887,963      | 3,878,425             |
|                             | 17  | Accounts payable and accrued expenses . . . . .  |                |                       |
|                             | 18  | Grants payable . . . . .   |                |                       |
|                             | 19  | Deferred revenue . . . . .   |                |                       |
|                             | 20  | Loans from officers, directors, trustees, and other disqualified persons   |                |                       |
|                             | 21  | Mortgages and other notes payable (attach schedule) . . . . .  |                |                       |
|                             | 22  | Other liabilities (describe ▶ _____)   | 0              | 61,959                |
|                             | 23  | Total liabilities (add lines 17 through 22) . . . . .  | 0              | 61,959                |
| Net Assets or Fund Balances |     | Foundations that follow SFAS 117, check here ▶ <input type="checkbox"/> and complete lines 24 through 26 and lines 30 and 31.                    |                |                       |
|                             | 24  | Unrestricted . . . . .   |                |                       |
|                             | 25  | Temporarily restricted . . . . .   |                |                       |
|                             | 26  | Permanently restricted . . . . .   |                |                       |
|                             |     | Foundations that do not follow SFAS 117, check here ▶ <input checked="" type="checkbox"/> and complete lines 27 through 31.                      |                |                       |
|                             | 27  | Capital stock, trust principal, or current funds . . . . .   | 0              | 0                     |
|                             | 28  | Paid-in or capital surplus, or land, bldg , and equipment fund   | 0              | 0                     |
|                             | 29  | Retained earnings, accumulated income, endowment, or other funds   | 3,887,963      | 3,816,466             |
|                             | 30  | Total net assets or fund balances (see page 17 of the instructions) . . . . .  | 3,887,963      | 3,816,466             |
|                             | 31  | Total liabilities and net assets/fund balances (see page 17 of the instructions) . . . . .   | 3,887,963      | 3,878,425             |

Part III

Analysis of Changes in Net Assets or Fund Balances

|   |  |   |           |
|---|--|---|-----------|
| 1 | Total net assets or fund balances at beginning of year—Part II, column (a), line 30 (must agree with end-of-year figure reported on prior year’s return) . . . . . | 1 | 3,887,963 |
| 2 | Enter amount from Part I, line 27a . . . . .   | 2 | -64,902   |
| 3 | Other increases not included in line 2 (itemize) ▶ _____   | 3 | 0         |
| 4 | Add lines 1, 2, and 3 . . . . .  | 4 | 3,823,061 |
| 5 | Decreases not included in line 2 (itemize) ▶ _____   | 5 | 6,595     |
| 6 | Total net assets or fund balances at end of year (line 4 minus line 5)—Part II, column (b), line 30 . . . . .  | 6 | 3,816,466 |

Part IV Capital Gains and Losses for Tax on Investment Income

|   |  |  |                                      |                                  |
|---|--|--|--------------------------------------|----------------------------------|
| (a) List and describe the kind(s) of property sold (e g , real estate, 2-story brick warehouse, or common stock, 200 shs MLC Co ) |  | (b) How acquired<br>P—Purchase<br>D—Donation | (c) Date acquired<br>(mo , day, yr ) | (d) Date sold<br>(mo , day, yr ) |
| 1a See Additional Data Table  |  |  |                                      |                                  |
| b   |  |  |                                      |                                  |
| c   |  |  |                                      |                                  |
| d   |  |  |                                      |                                  |
| e   |  |  |                                      |                                  |

|                             |  |   |  |
|-----------------------------|--|---|--|
| (e) Gross sales price       | (f) Depreciation allowed<br>(or allowable) | (g) Cost or other basis<br>plus expense of sale | (h) Gain or (loss)<br>(e) plus (f) minus (g) |
| a See Additional Data Table |  |   |  |
| b                           |  |   |  |
| c                           |  |   |  |
| d                           |  |   |  |
| e                           |  |   |  |

Complete only for assets showing gain in column (h) and owned by the foundation on 12/31/69

|                             |                                      |   |  |
|-----------------------------|--------------------------------------|---|--|
| (i) F M V as of 12/31/69    | (j) Adjusted basis<br>as of 12/31/69 | (k) Excess of col (i)<br>over col (j), if any | (l) Gains (Col (h) gain minus<br>col (k), but not less than -0-) or<br>Losses (from col (h)) |
| a See Additional Data Table |                                      |   |  |
| b                           |                                      |   |  |
| c                           |                                      |   |  |
| d                           |                                      |   |  |
| e                           |                                      |   |  |

|  |   |   |        |
|--|---|---|--------|
| 2 Capital gain net income or (net capital loss)  | { If gain, also enter in Part I, line 7<br>If (loss), enter -0- in Part I, line 7 } | 2 | 35,720 |
| 3 Net short-term capital gain or (loss) as defined in sections 1222(5) and (6)<br><br>If gain, also enter in Part I, line 8, column (c) (see instructions) If (loss), enter -0-<br>in Part I, line 8 . . . . . |   | 3 |        |

Part V Qualification Under Section 4940(e) for Reduced Tax on Net Investment Income

(For optional use by domestic private foundations subject to the section 4940(a) tax on net investment income )

If section 4940(d)(2) applies, leave this part blank

Was the foundation liable for the section 4942 tax on the distributable amount of any year in the base period? ☐ Yes ☒ No

If "Yes," the foundation does not qualify under section 4940(e) Do not complete this part

1 Enter the appropriate amount in each column for each year, see page 18 of the instructions before making any entries

|  |  |  |   |
|--|--|--|---|
| (a)<br>Base period years Calendar<br>year (or tax year beginning in) | (b)<br>Adjusted qualifying distributions | (c)<br>Net value of noncharitable-use assets | (d)<br>Distribution ratio<br>(col (b) divided by col (c)) |
| 2011   | 185,507                                  | 4,050,365                                    | 0 045800  |
| 2010   | 158,410                                  | 3,801,999                                    | 0 041665  |
| 2009   | 165,196                                  | 3,246,896                                    | 0 050878  |
| 2008   | 28,055                                   | 3,597,136                                    | 0 007799  |
| 2007   | 197,842                                  | 4,185,764                                    | 0 047265  |

|   |   |           |
|---|---|-----------|
| 2 Total of line 1, column (d). . . . .  | 2 | 0 193407  |
| 3 Average distribution ratio for the 5-year base period—divide the total on line 2 by 5, or by<br>the number of years the foundation has been in existence if less than 5 years . . . . . | 3 | 0 038681  |
| 4 Enter the net value of noncharitable-use assets for 2012 from Part X, line 5. . . . .   | 4 | 4,102,359 |
| 5 Multiply line 4 by line 3. . . . .  | 5 | 158,683   |
| 6 Enter 1% of net investment income (1% of Part I, line 27b). . . . .   | 6 | 1,407     |
| 7 Add lines 5 and 6. . . . .  | 7 | 160,090   |
| 8 Enter qualifying distributions from Part XII, line 4. . . . .   | 8 | 199,157   |

If line 8 is equal to or greater than line 7, check the box in Part VI, line 1b, and complete that part using a 1% tax rate See  
the Part VI instructions

Part VIExcise Tax Based on Investment Income (Section 4940(a), 4940(b), 4940(e), or 4948—see page 18 of the instructions)

1a

Exempt operating foundations described in section 4940(d)(2), check here ☐ and enter "N/A" on line 1

Date of ruling or determination letter \_\_\_\_\_ (attach copy of letter if necessary—see instructions)

b

Domestic foundations that meet the section 4940(e) requirements in Part V, check here ☒ and enter 1% of Part I, line 27b . . . . .

c

All other domestic foundations enter 2% of line 27b. Exempt foreign organizations enter 4% of Part I, line 12, col (b)

2

Tax under section 511 (domestic section 4947(a)(1) trusts and taxable foundations only. Others enter -0-)

3

Add lines 1 and 2. . . . .

4

Subtitle A (income) tax (domestic section 4947(a)(1) trusts and taxable foundations only. Others enter -0-)

5

Tax based on investment income. Subtract line 4 from line 3. If zero or less, enter -0- . . . . .

6

Credits/Payments

a

2012 estimated tax payments and 2011 overpayment credited to 2012

6a

1,238

b

Exempt foreign organizations—tax withheld at source . . . . .

6b

c

Tax paid with application for extension of time to file (Form 8868)

6c

3,500

d

Backup withholding erroneously withheld . . . . .

6d

7

Total credits and payments. Add lines 6a through 6d. . . . .

8

Enter any penalty for underpayment of estimated tax. Check here ☐ if Form 2220 is attached.

9

Tax due. If the total of lines 5 and 8 is more than line 7, enter amount owed . . . . .

10

Overpayment. If line 7 is more than the total of lines 5 and 8, enter the amount overpaid. . . . .

11

Enter the amount of line 10 to be Credited to 2013 estimated tax 3,329 Refunded

1

1,407

0

1,407

0

1,407

4,738

2

3,329

0

Part VII-AStatements Regarding Activities

1a

During the tax year, did the foundation attempt to influence any national, state, or local legislation or did it participate or intervene in any political campaign? . . . . .

1a

No

b

Did it spend more than \$100 during the year (either directly or indirectly) for political purposes (see page 19 of the instructions for definition)? . . . . .

1b

No

If the answer is "Yes" to 1a or 1b, attach a detailed description of the activities and copies of any materials published or distributed by the foundation in connection with the activities.

1c

No

c

Did the foundation file Form 1120-POL for this year? . . . . .

d

Enter the amount (if any) of tax on political expenditures (section 4955) imposed during the year:  
(1) On the foundation \$ 0 (2) On foundation managers \$ 0

e

Enter the reimbursement (if any) paid by the foundation during the year for political expenditure tax imposed on foundation managers \$ 0

2

Has the foundation engaged in any activities that have not previously been reported to the IRS? . . . . .

2

No

If "Yes," attach a detailed description of the activities.

3

Has the foundation made any changes, not previously reported to the IRS, in its governing instrument, articles of incorporation, or bylaws, or other similar instruments? If "Yes," attach a conformed copy of the changes . . . . .

3

No

4a

Did the foundation have unrelated business gross income of \$1,000 or more during the year? . . . . .

4a

No

b

If "Yes," has it filed a tax return on Form 990-T for this year? . . . . .

4b

5

Was there a liquidation, termination, dissolution, or substantial contraction during the year? . . . . .

5

No

If "Yes," attach the statement required by General Instruction T.

6

Are the requirements of section 508(e) (relating to sections 4941 through 4945) satisfied either:  
• By language in the governing instrument, or  
• By state legislation that effectively amends the governing instrument so that no mandatory directions that conflict with the state law remain in the governing instrument? . . . . .

6

Yes

7

Did the foundation have at least \$5,000 in assets at any time during the year? If "Yes," complete Part II, col (c), and Part XV

7

Yes

8a

Enter the states to which the foundation reports or with which it is registered (see instructions):  
NJ

b

If the answer is "Yes" to line 7, has the foundation furnished a copy of Form 990-PF to the Attorney General (or designate) of each state as required by General Instruction G? If "No," attach explanation .

8b

Yes

9

Is the foundation claiming status as a private operating foundation within the meaning of section 4942(j)(3) or 4942(j)(5) for calendar year 2012 or the taxable year beginning in 2012 (see instructions for Part XIV)?  
If "Yes," complete Part XIV . . . . .

No

10

Did any persons become substantial contributors during the tax year? If "Yes," attach a schedule listing their names and addresses

10

No

Form 990-PF (2012)

Part VII-A

Statements Regarding Activities *(continued)*

|   |   |    |     |    |
|---|---|----|-----|----|
| 11  | At any time during the year, did the foundation, directly or indirectly, own a controlled entity within the meaning of section 512(b)(13)? If "Yes," attach schedule (see instructions).  | 11 |     | No |
| 12  | Did the foundation make a distribution to a donor advised fund over which the foundation or a disqualified person had advisory privileges? If "Yes," attach statement (see instructions)  | 12 |     | No |
| 13  | Did the foundation comply with the public inspection requirements for its annual returns and exemption application?   | 13 | Yes |    |
| Website address ▶N/A  |   |    |     |    |
| 14  | The books are in care of ▶STEPHANIE FEIN Telephone no ▶(973) 610-7750<br>Located at ▶ONE THE CROSSING NORTH CALDWELL NJ ZIP +4 ▶07006   |    |     |    |
| 15  | Section 4947(a)(1) nonexempt charitable trusts filing Form 990-PF in lieu of <b>Form 1041</b> —Check here . . . . . ▶ <input type="checkbox"/><br>and enter the amount of tax-exempt interest received or accrued during the year . . . . . ▶ | 15 |     |    |
| 16  | At any time during calendar year 2012, did the foundation have an interest in or a signature or other authority over a bank, securities, or other financial account in a foreign country? . . . . .   | 16 |     | No |
| See instructions for exceptions and filing requirements for Form TD F 90-22.1 If "Yes", enter the name of the foreign country ▶ |   |    |     |    |

Part VII-B

Statements Regarding Activities for Which Form 4720 May Be Required

|   |   |    |     |    |
|---|---|----|-----|----|
| File Form 4720 if any item is checked in the "Yes" column, unless an exception applies. |   |    | Yes | No |
| 1a  | During the year did the foundation (either directly or indirectly)<br>(1) Engage in the sale or exchange, or leasing of property with a disqualified person? <input type="checkbox"/> Yes <input checked="" type="checkbox"/> No<br>(2) Borrow money from, lend money to, or otherwise extend credit to (or accept it from) a disqualified person?. . . . . <input type="checkbox"/> Yes <input checked="" type="checkbox"/> No<br>(3) Furnish goods, services, or facilities to (or accept them from) a disqualified person? <input type="checkbox"/> Yes <input checked="" type="checkbox"/> No<br>(4) Pay compensation to, or pay or reimburse the expenses of, a disqualified person? <input type="checkbox"/> Yes <input checked="" type="checkbox"/> No<br>(5) Transfer any income or assets to a disqualified person (or make any of either available for the benefit or use of a disqualified person)?. . . . . <input type="checkbox"/> Yes <input checked="" type="checkbox"/> No<br>(6) Agree to pay money or property to a government official? ( <b>Exception.</b> Check "No" if the foundation agreed to make a grant to or to employ the official for a period after termination of government service, if terminating within 90 days ). . . . . <input type="checkbox"/> Yes <input checked="" type="checkbox"/> No |    |     |    |
| b   | If any answer is "Yes" to 1a(1)–(6), did <b>any</b> of the acts fail to qualify under the exceptions described in Regulations section 53.4941(d)-3 or in a current notice regarding disaster assistance (see page 20 of the instructions)?. . . Organizations relying on a current notice regarding disaster assistance check here. . . . . ▶ <input type="checkbox"/>  | 1b |     |    |
| c   | Did the foundation engage in a prior year in any of the acts described in 1a, other than excepted acts, that were not corrected before the first day of the tax year beginning in 2012?. . . . .  | 1c |     | No |
| 2   | Taxes on failure to distribute income (section 4942) (does not apply for years the foundation was a private operating foundation defined in section 4942(j)(3) or 4942(j)(5))   |    |     |    |
| a   | At the end of tax year 2012, did the foundation have any undistributed income (lines 6d and 6e, Part XIII) for tax year(s) beginning before 2012?. . . . . <input type="checkbox"/> Yes <input checked="" type="checkbox"/> No<br>If "Yes," list the years ▶ 20____, 20____, 20____, 20____   |    |     |    |
| b   | Are there any years listed in 2a for which the foundation is <b>not</b> applying the provisions of section 4942(a)(2) (relating to incorrect valuation of assets) to the year's undistributed income? (If applying section 4942(a)(2) to <b>all</b> years listed, answer "No" and attach statement—see instructions ). . . . .  | 2b |     |    |
| c   | If the provisions of section 4942(a)(2) are being applied to <b>any</b> of the years listed in 2a, list the years here ▶ 20____, 20____, 20____, 20____   |    |     |    |
| 3a  | Did the foundation hold more than a 2% direct or indirect interest in any business enterprise at any time during the year?. . . . . <input type="checkbox"/> Yes <input checked="" type="checkbox"/> No   |    |     |    |
| b   | If "Yes," did it have excess business holdings in 2012 as a result of (1) any purchase by the foundation or disqualified persons after May 26, 1969, (2) the lapse of the 5-year period (or longer period approved by the Commissioner under section 4943(c)(7)) to dispose of holdings acquired by gift or bequest, or (3) the lapse of the 10-, 15-, or 20-year first phase holding period? ( <i>Use Schedule C, Form 4720, to determine if the foundation had excess business holdings in 2012.</i> ). . . . .   | 3b |     |    |
| 4a  | Did the foundation invest during the year any amount in a manner that would jeopardize its charitable purposes?   | 4a |     | No |
| b   | Did the foundation make any investment in a prior year (but after December 31, 1969) that could jeopardize its charitable purpose that had not been removed from jeopardy before the first day of the tax year beginning in 2012?   | 4b |     | No |

Part VII-B

Statements Regarding Activities for Which Form 4720 May Be Required (continued)

5a

During the year did the foundation pay or incur any amount to

(1) Carry on propaganda, or otherwise attempt to influence legislation (section 4945(e))?

☐ Yes ☒ No

(2) Influence the outcome of any specific public election (see section 4955), or to carry on, directly or indirectly, any voter registration drive?

☐ Yes ☒ No

(3) Provide a grant to an individual for travel, study, or other similar purposes?

☐ Yes ☒ No

(4) Provide a grant to an organization other than a charitable, etc , organization described in section 509(a)(1 ), (2), or (3), or section 4940(d)(2)? (see instructions).

☐ Yes ☒ No

(5) Provide for any purpose other than religious, charitable, scientific, literary, or educational purposes, or for the prevention of cruelty to children or animals?

☐ Yes ☒ No

b

If any answer is "Yes" to 5a(1)–(5), did **any** of the transactions fail to qualify under the exceptions described in Regulations section 53.4945 or in a current notice regarding disaster assistance (see instructions)?

5b

Organizations relying on a current notice regarding disaster assistance check here.

☒

c

If the answer is "Yes" to question 5a(4), does the foundation claim exemption from the tax because it maintained expenditure responsibility for the grant?

☐ Yes ☐ No

If "Yes," attach the statement required by Regulations section 53.4945–5(d).

6a

Did the foundation, during the year, receive any funds, directly or indirectly, to pay premiums on a personal benefit contract?

☐ Yes ☒ No

b

Did the foundation, during the year, pay premiums, directly or indirectly, on a personal benefit contract?

6b

No

If "Yes" to 6b, file Form 8870.

7a

At any time during the tax year, was the foundation a party to a prohibited tax shelter transaction?

☐ Yes ☒ No

b

If yes, did the foundation receive any proceeds or have any net income attributable to the transaction?

7b

Part VIII

Information About Officers, Directors, Trustees, Foundation Managers, Highly Paid Employees, and Contractors

1

List all officers, directors, trustees, foundation managers and their compensation (see instructions).

| (a) Name and address      | (b) Title, and average hours per week devoted to position | (c) Compensation (If not paid, enter -0-) | (d) Contributions to employee benefit plans and deferred compensation | (e) Expense account, other allowances |
|---------------------------|---|---|---|---------------------------------------|
| See Additional Data Table |   |   |   |                                       |
|                           |   |   |   |                                       |
|                           |   |   |   |                                       |
|                           |   |   |   |                                       |
|                           |   |   |   |                                       |
|                           |   |   |   |                                       |
|                           |   |   |   |                                       |

2

Compensation of five highest-paid employees (other than those included on line 1—see instructions). If none, enter "NONE."

| (a) Name and address of each employee paid more than \$50,000 | (b) Title, and average hours per week devoted to position | (c) Compensation | (d) Contributions to employee benefit plans and deferred compensation | (e) Expense account, other allowances |
|---|---|------------------|---|---------------------------------------|
| NONE  |   |                  |   |                                       |
|   |   |                  |   |                                       |
|   |   |                  |   |                                       |
|   |   |                  |   |                                       |
|   |   |                  |   |                                       |
|   |   |                  |   |                                       |
|   |   |                  |   |                                       |
|   |   |                  |   |                                       |

Total

number of other employees paid over \$50,000.

0

Form 990-PF (2012)

Part VIII

Information About Officers, Directors, Trustees, Foundation Managers, Highly Paid Employees, and Contractors (continued)

| 3 Five highest-paid independent contractors for professional services (see instructions). If none, enter "NONE". |                     |                  |
|--|---------------------|------------------|
| (a) Name and address of each person paid more than \$50,000  | (b) Type of service | (c) Compensation |
| NONE   |                     |                  |
|  |                     |                  |
|  |                     |                  |
|  |                     |                  |
|  |                     |                  |
|  |                     |                  |
|  |                     |                  |
|  |                     |                  |
|  |                     |                  |
| Total number of others receiving over \$50,000 for professional services. . . . .                                |                     | 0                |

Part IX-A

Summary of Direct Charitable Activities

| List the foundation's four largest direct charitable activities during the tax year. Include relevant statistical information such as the number of organizations and other beneficiaries served, conferences convened, research papers produced, etc. | Expenses |
|--|----------|
| 1  |          |
|  |          |
|  |          |
| 2  |          |
|  |          |
|  |          |
| 3  |          |
|  |          |
|  |          |
| 4  |          |
|  |          |
|  |          |

Part IX-B

Summary of Program-Related Investments (see instructions)

| Describe the two largest program-related investments made by the foundation during the tax year on lines 1 and 2 | Amount |
|--|--------|
| 1  |        |
|  |        |
|  |        |
| 2  |        |
|  |        |
|  |        |
| All other program-related investments. See page 24 of the instructions.  |        |
| 3  |        |
|  |        |
|  |        |
| Total. Add lines 1 through 3. . . . .  | 0      |



Part X

Minimum Investment Return (All domestic foundations must complete this part. Foreign foundations, see instructions.)

|   |  |    |           |
|---|--|----|-----------|
| 1 | Fair market value of assets not used (or held for use) directly in carrying out charitable, etc , purposes         |    |           |
| a | Average monthly fair market value of securities. . . . .   | 1a | 4,024,254 |
| b | Average of monthly cash balances. . . . .  | 1b | 140,577   |
| c | Fair market value of all other assets (see instructions). . . . .  | 1c | 0         |
| d | Total (add lines 1a, b, and c). . . . .  | 1d | 4,164,831 |
| e | Reduction claimed for blockage or other factors reported on lines 1a and 1c (attach detailed explanation). . . . . | 1e | 0         |
| 2 | Acquisition indebtedness applicable to line 1 assets. . . . .  | 2  | 0         |
| 3 | Subtract line 2 from line 1d. . . . .  | 3  | 4,164,831 |
| 4 | Cash deemed held for charitable activities Enter 1 1/2% of line 3 (for greater amount, see instructions). . . . .  | 4  | 62,472    |
| 5 | Net value of noncharitable-use assets. Subtract line 4 from line 3 Enter here and on Part V, line 4                | 5  | 4,102,359 |
| 6 | Minimum investment return. Enter 5% of line 5. . . . .   | 6  | 205,118   |

Part XI

Distributable Amount (see instructions) (Section 4942(j)(3) and (j)(5) private operating foundations and certain foreign organizations check here ☒ and do not complete this part.)

|    |   |    |         |
|----|---|----|---------|
| 1  | Minimum investment return from Part X, line 6. . . . .  | 1  | 205,118 |
| 2a | Tax on investment income for 2012 from Part VI, line 5. . . . .   | 2a | 1,407   |
| b  | Income tax for 2012 (This does not include the tax from Part VI ). . . . .                                | 2b |         |
| c  | Add lines 2a and 2b. . . . .  | 2c | 1,407   |
| 3  | Distributable amount before adjustments Subtract line 2c from line 1. . . . .                             | 3  | 203,711 |
| 4  | Recoveries of amounts treated as qualifying distributions. . . . .  | 4  | 0       |
| 5  | Add lines 3 and 4. . . . .  | 5  | 203,711 |
| 6  | Deduction from distributable amount (see instructions). . . . .   | 6  | 0       |
| 7  | Distributable amount as adjusted Subtract line 6 from line 5 Enter here and on Part XIII, line 1. . . . . | 7  | 203,711 |

Part XII

Qualifying Distributions (see instructions)

|  |  |    |         |
|--|--|----|---------|
| 1  | Amounts paid (including administrative expenses) to accomplish charitable, etc , purposes  |    |         |
| a  | Expenses, contributions, gifts, etc —total from Part I, column (d), line 26. . . . .   | 1a | 199,157 |
| b  | Program-related investments—total from Part IX-B. . . . .  | 1b | 0       |
| 2  | Amounts paid to acquire assets used (or held for use) directly in carrying out charitable, etc , purposes. . . . .   | 2  |         |
| 3  | Amounts set aside for specific charitable projects that satisfy the  |    |         |
| a  | Suitability test (prior IRS approval required). . . . .  | 3a |         |
| b  | Cash distribution test (attach the required schedule). . . . .   | 3b |         |
| 4  | Qualifying distributions. Add lines 1a through 3b Enter here and on Part V, line 8, and Part XIII, line 4  | 4  | 199,157 |
| 5  | Foundations that qualify under section 4940(e) for the reduced rate of tax on net investment income Enter 1% of Part I, line 27b (see instructions). . . . . | 5  | 1,407   |
| 6  | Adjusted qualifying distributions. Subtract line 5 from line 4. . . . .  | 6  | 197,750 |
| Note: The amount on line 6 will be used in Part V, column (b), in subsequent years when calculating whether the foundation qualifies for the section 4940(e) reduction of tax in those years |  |    |         |

Part XIII

Undistributed Income (see instructions)

|   | (a)<br>Corpus | (b)<br>Years prior to 2011 | (c)<br>2011 | (d)<br>2012 |
|---|---------------|----------------------------|-------------|-------------|
| 1 Distributable amount for 2012 from Part XI, line 7  |               |                            |             | 203,711     |
| 2 Undistributed income, if any, as of the end of 2012   |               |                            |             |             |
| a Enter amount for 2011 only. . . . .   |               |                            | 199,157     |             |
| b Total for prior years 20__, 20__, 20__  |               | 0                          |             |             |
| 3 Excess distributions carryover, if any, to 2012   |               |                            |             |             |
| a From 2007. . . . .  |               |                            |             |             |
| b From 2008. . . . .  |               |                            |             |             |
| c From 2009. . . . .  |               |                            |             |             |
| d From 2010. . . . .  |               |                            |             |             |
| e From 2011. . . . .  |               |                            |             |             |
| f Total of lines 3a through e. . . . .  | 0             |                            |             |             |
| 4 Qualifying distributions for 2012 from Part XII, line 4 ▶ \$ 199,157  |               |                            |             |             |
| a Applied to 2011, but not more than line 2a  |               |                            | 199,157     |             |
| b Applied to undistributed income of prior years (Election required—see instructions). . . . .  |               | 0                          |             |             |
| c Treated as distributions out of corpus (Election required—see instructions). . . . .  | 0             |                            |             |             |
| d Applied to 2012 distributable amount. . . . .   |               |                            |             | 0           |
| e Remaining amount distributed out of corpus  | 0             |                            |             |             |
| 5 Excess distributions carryover applied to 2012<br>(If an amount appears in column (d), the same amount must be shown in column (a).)  | 0             |                            |             | 0           |
| 6 Enter the net total of each column as indicated below:  |               |                            |             |             |
| a Corpus Add lines 3f, 4c, and 4e Subtract line 5   | 0             |                            |             |             |
| b Prior years' undistributed income Subtract line 4b from line 2b. . . . .  |               | 0                          |             |             |
| c Enter the amount of prior years' undistributed income for which a notice of deficiency has been issued, or on which the section 4942(a) tax has been previously assessed. . . . . |               | 0                          |             |             |
| d Subtract line 6c from line 6b Taxable amount—see instructions . . . . .   |               | 0                          |             |             |
| e Undistributed income for 2011 Subtract line 4a from line 2a Taxable amount—see instructions . . . . .   |               |                            | 0           |             |
| f Undistributed income for 2012 Subtract lines 4d and 5 from line 1 This amount must be distributed in 2013. . . . .  |               |                            |             | 203,711     |
| 7 Amounts treated as distributions out of corpus to satisfy requirements imposed by section 170(b)(1)(F) or 4942(g)(3) (see instructions). . . . .                                  | 0             |                            |             |             |
| 8 Excess distributions carryover from 2007 not applied on line 5 or line 7 (see instructions). . .  | 0             |                            |             |             |
| 9 Excess distributions carryover to 2013.<br>Subtract lines 7 and 8 from line 6a. . . . .   | 0             |                            |             |             |
| 10 Analysis of line 9   |               |                            |             |             |
| a Excess from 2008. . . .   |               |                            |             |             |
| b Excess from 2009. . . .   |               |                            |             |             |
| c Excess from 2010. . . .   |               |                            |             |             |
| d Excess from 2011. . . .   |               |                            |             |             |
| e Excess from 2012. . . .   |               |                            |             |             |

Part XIV

Private Operating Foundations (see instructions and Part VII-A, question 9)

1a

If the foundation has received a ruling or determination letter that it is a private operating foundation, and the ruling is effective for 2012, enter the date of the ruling.

b

Check box to indicate whether the organization is a private operating foundation described in section 4942(j)(3) or 4942(j)(5)

☐ 4942(j)(3) or ☐ 4942(j)(5)

|    |  |          |               |          |          |           |
|----|--|----------|---------------|----------|----------|-----------|
| 2a | Enter the lesser of the adjusted net income from Part I or the minimum investment return from Part X for each year listed.                         | Tax year | Prior 3 years |          |          | (e) Total |
|    |  | (a) 2012 | (b) 2011      | (c) 2010 | (d) 2009 |           |
|    |  |          |               |          |          |           |
| b  | 85% of line 2a   |          |               |          |          |           |
| c  | Qualifying distributions from Part XII, line 4 for each year listed.   |          |               |          |          |           |
| d  | Amounts included in line 2c not used directly for active conduct of exempt activities.   |          |               |          |          |           |
| e  | Qualifying distributions made directly for active conduct of exempt activities. Subtract line 2d from line 2c.                                     |          |               |          |          |           |
| 3  | Complete 3a, b, or c for the alternative test relied upon  |          |               |          |          |           |
| a  | "Assets" alternative test—enter  |          |               |          |          |           |
|    | (1) Value of all assets  |          |               |          |          |           |
|    | (2) Value of assets qualifying under section 4942(j)(3)(B)(i)  |          |               |          |          |           |
| b  | "Endowment" alternative test— enter 2/3 of minimum investment return shown in Part X, line 6 for each year listed.                                 |          |               |          |          |           |
| c  | "Support" alternative test—enter   |          |               |          |          |           |
|    | (1) Total support other than gross investment income (interest, dividends, rents, payments on securities loans (section 512(a)(5)), or royalties). |          |               |          |          |           |
|    | (2) Support from general public and 5 or more exempt organizations as provided in section 4942(j)(3)(B)(iii).                                      |          |               |          |          |           |
|    | (3) Largest amount of support from an exempt organization  |          |               |          |          |           |
|    | (4) Gross investment income  |          |               |          |          |           |

Part XV

Supplementary Information (Complete this part only if the organization had \$5,000 or more in assets at any time during the year—see instructions.)

1

Information Regarding Foundation Managers:

a

List any managers of the foundation who have contributed more than 2% of the total contributions received by the foundation before the close of any tax year (but only if they have contributed more than \$5,000) (See section 507(d)(2) )

STEPHANIE FEIN

b

List any managers of the foundation who own 10% or more of the stock of a corporation (or an equally large portion of the ownership of a partnership or other entity) of which the foundation has a 10% or greater interest

2

Information Regarding Contribution, Grant, Gift, Loan, Scholarship, etc., Programs:

Check here ☒ if the foundation only makes contributions to preselected charitable organizations and does not accept unsolicited requests for funds. If the foundation makes gifts, grants, etc. (see instructions) to individuals or organizations under other conditions, complete items 2a, b, c, and d.

a

The name, address, and telephone number of the person to whom applications should be addressed

b

The form in which applications should be submitted and information and materials they should include

c

Any submission deadlines

d

Any restrictions or limitations on awards, such as by geographical areas, charitable fields, kinds of institutions, or other factors

Part XV

Supplementary Information (continued)

3 Grants and Contributions Paid During the Year or Approved for Future Payment

| Recipient   | If recipient is an individual,<br>show any relationship to<br>any foundation manager<br>or substantial contributor | Foundation<br>status of<br>recipient | Purpose of grant or<br>contribution | Amount  |
|---|--|--------------------------------------|-------------------------------------|---------|
| Name and address (home or business)                 |  |                                      |                                     |         |
| a Paid during the year<br>See Additional Data Table |  |                                      |                                     |         |
| Total . . . . .                                     |  |                                      | 3a                                  | 199,157 |
| b Approved for future payment                       |  |                                      |                                     |         |
| Total . . . . .                                     |  |                                      | 3b                                  | 0       |

Enter gross amounts unless otherwise indicated

## Part XVI-B Relationship of Activities to the Accomplishment of Exempt Purposes

Form **990-PF** (2012)

|   |              |            |           |
|---|--------------|------------|-----------|
| <b>1</b> Did the organization directly or indirectly engage in any of the following with any other organization described in section 501(c) of the Code (other than section 501(c)(3) organizations) or in section 527, relating to political organizations?  |              | <b>Yes</b> | <b>No</b> |
| <b>a</b> Transfers from the reporting foundation to a noncharitable exempt organization of  |              |            |           |
| <b>(1)</b> Cash. . . . .  | <b>1a(1)</b> |            | <b>No</b> |
| <b>(2)</b> Other assets. . . . .  | <b>1a(2)</b> |            | <b>No</b> |
| <b>b</b> Other transactions   |              |            |           |
| <b>(1)</b> Sales of assets to a noncharitable exempt organization. . . . .  | <b>1b(1)</b> |            | <b>No</b> |
| <b>(2)</b> Purchases of assets from a noncharitable exempt organization. . . . .  | <b>1b(2)</b> |            | <b>No</b> |
| <b>(3)</b> Rental of facilities, equipment, or other assets. . . . .  | <b>1b(3)</b> |            | <b>No</b> |
| <b>(4)</b> Reimbursement arrangements. . . . .  | <b>1b(4)</b> |            | <b>No</b> |
| <b>(5)</b> Loans or loan guarantees. . . . .  | <b>1b(5)</b> |            | <b>No</b> |
| <b>(6)</b> Performance of services or membership or fundraising solicitations. . . . .  | <b>1b(6)</b> |            | <b>No</b> |
| <b>c</b> Sharing of facilities, equipment, mailing lists, other assets, or paid employees. . . . .  | <b>1c</b>    |            | <b>No</b> |
| <b>d</b> If the answer to any of the above is "Yes," complete the following schedule. Column <b>(b)</b> should always show the fair market value of the goods, other assets, or services given by the reporting foundation. If the foundation received less than fair market value in any transaction or sharing arrangement, show in column <b>(d)</b> the value of the goods, other assets, or services received. |              |            |           |




[illegible]

**2a** Is the foundation directly or indirectly affiliated with, or related to, one or more tax-exempt organizations described in section 501(c) of the Code (other than section 501(c)(3)) or in section 527? . . . ☐ Yes ☒ No

**b** If "Yes," complete the following schedule

| (a) Name of organization | (b) Type of organization | (c) Description of relationship |
|--------------------------|--------------------------|---------------------------------|
|                          |                          |                                 |
|                          |                          |                                 |
|                          |                          |                                 |
|                          |                          |                                 |
|                          |                          |                                 |

**Sign Here** Under penalties of perjury, I declare that I have examined this return, including accompanying schedules and statements, and to the best of my knowledge and belief, it is true, correct, and complete. Declaration of preparer (other than taxpayer or fiduciary) is based on all information of which preparer has any knowledge.

Signature of officer or trustee      Date      Title

May the IRS discuss this return with the preparer shown below (see instr.)? ☒ Yes ☐ No

|                               |   |                          |            |   |           |
|-------------------------------|---|--------------------------|------------|---|-----------|
| <b>Paid Preparer Use Only</b> | Print/Type preparer's name              | Preparer's Signature     | Date       | Check if self-employed <input type="checkbox"/> | PTIN      |
|                               | KENNETH HYDOCK                          | KENNETH HYDOCK           | 2013-10-08 |   | P01333047 |
|                               | Firm's name <input type="checkbox"/>    | SOBEL AND CO LLC CPA'S   |            | Firm's EIN <input type="checkbox"/> 22-1430039  |           |
|                               |   | 293 EISENHOWER PARKWAY   |            |   |           |
|                               | Firm's address <input type="checkbox"/> | LIVINGSTON, NJ 070391711 |            | Phone no (973) 994-9494                         |           |

Form 990PF Part IV - Capital Gains and Losses for Tax on Investment Income - Columns a - d

| (a) List and describe the kind(s) of property sold (e g , real estate,<br>2-story brick warehouse, or common stock, 200 shs MLC Co ) | (b) How acquired<br>P—Purchase<br>D—Donation | (c) Date acquired<br>(mo , day, yr ) | (d) Date sold<br>(mo , day, yr ) |
|--|--|--------------------------------------|----------------------------------|
| MORGAN STANLEY - 1172  | P  |                                      | 2012-05-12                       |
| MORGAN STANLEY - 8949  | P  |                                      | 2012-04-02                       |
| MORGAN STANLEY - 8949  | P  |                                      | 2012-06-05                       |
| MORGAN STANLEY - 8949  | P  |                                      | 2012-08-14                       |
| MORGAN STANLEY - 8949  | P  |                                      | 2012-09-01                       |
| MORGAN STANLEY - 1061  | P  |                                      | 2012-07-12                       |
| MERGER OF MEDCO EXPRESS SCRIPTS  | P  |                                      | 2012-04-02                       |

Form 990PF Part IV - Capital Gains and Losses for Tax on Investment Income - Columns e - h

| (e) Gross sales price | (f) Depreciation allowed<br>(or allowable) | (g) Cost or other basis<br>plus expense of sale | (h) Gain or (loss)<br>(e) plus (f) minus (g) |
|-----------------------|--|---|--|
| 113,974               |  | 106,433   | 7,541  |
| 64,986                |  | 61,490  | 3,496  |
| 21,831                |  | 20,870  | 961  |
| 48,995                |  | 43,219  | 5,776  |
| 22,117                |  | 20,607  | 1,510  |
| 145,138               |  | 127,680   | 17,458                                       |
| 6,892                 |  | 7,914   | -1,022                                       |




Form 990PF Part IV - Capital Gains and Losses for Tax on Investment Income - Columns i - l

| Complete only for assets showing gain in column (h) and owned by the foundation on 12/31/69 |                                   |  | (l) Gains (Col (h) gain minus col (k), but not less than -0-) or Losses (from col (h)) |
|---|-----------------------------------|--|--|
| (i) F M V as of 12/31/69  | (j) Adjusted basis as of 12/31/69 | (k) Excess of col (i) over col (j), if any |  |
|   |                                   |  | 7,541  |
|   |                                   |  | 3,496  |
|   |                                   |  | 961  |
|   |                                   |  | 5,776  |
|   |                                   |  | 1,510  |
|   |                                   |  | 17,458   |
|   |                                   |  | -1,022   |

Form 990PF Part VIII Line 1 - List all officers, directors, trustees, foundation managers and their compensation

| (a) Name and address                           | (b) Title, and average hours per week devoted to position | (c) Compensation (If not paid, enter -0-) | (d) Contributions to employee benefit plans and deferred compensation | (e) Expense account, other allowances |
|--|---|---|---|---------------------------------------|
| STEPHANIE FEIN                                 | TRUSTEE/PRESIDENT<br>0 50                                 | 0   | 0   | 0                                     |
| ONE THE CROSSING<br>NORTH CALDWELL, NJ 07006   |   |   |   |                                       |
| PATRICIA BERLINGER                             | TRUSTEE/VICE<br>PRESIDENT<br>0 50                         | 0   | 0   | 0                                     |
| 2440 LORIEN<br>MINNETONKA, MN 55305            |   |   |   |                                       |
| BARBARA KATZ                                   | TRUSTEE/TREASURER<br>0 50                                 | 0   | 0   | 0                                     |
| 433 17TH STREET<br>SANTA MONICA, CA 90402      |   |   |   |                                       |
| PETER HOLLANDER                                | TRUSTEE/<br>SECRETARY<br>0 50                             | 0   | 0   | 0                                     |
| ONE THE CROSSING<br>NORTH CALDWELL, NJ 07006   |   |   |   |                                       |
| CECILE FEIN                                    | TRUSTEE/<br>SECRETARY<br>0 50                             | 0   | 0   | 0                                     |
| CLARIDGE HOUSE II APT 11HE<br>VERONA, NJ 07004 |   |   |   |                                       |

Form 990PF Part XV Line 3 - Grants and Contributions Paid During the Year or Approved for Future Payment

| Recipient  | If recipient is an individual, show any relationship to any foundation manager or substantial contributor | Foundation status of recipient | Purpose of grant or contribution | Amount  |
|--|---|--------------------------------|----------------------------------|---------|
| Name and address (home or business)  |   |                                |                                  |         |
| <b>a</b> <i>Paid during the year</i>   |   |                                |                                  |         |
| CANTER 8619 EDGEWOOD PARK DRIVE<br>COMMERCE TOWNSHIP,MI 48382  | NONE  | PUBLIC                         | UNRESTRICTED USE                 | 18,000  |
| COMO FRIENDS 1225 ESTABROOK DRIVE<br>SAINT PAUL,MN 55103   | NONE  | PUBLIC                         | UNRESTRICTED USE                 | 12,200  |
| HELPING HAND FOUNDATION<br>PLEASE CONTACT THE HELPING HAND<br>FOUNDATION BY<br>LEAWOOD,KS 66206                        | NONE  | PUBLIC                         | UNRESTRICTED USE                 | 12,500  |
| JEWISH WORLD WATCH 17514 VENTURA BLVD SUITE 206<br>ENCINO,CA 91316   | NONE  | PUBLIC                         | UNRESTRICTED USE                 | 10,000  |
| K9 CONNECTION 1453 16TH STREET<br>SANTA MONICA,CA 90404  | NONE  | PUBLIC                         | UNRESTRICTED USE                 | 15,000  |
| MIDWEST ANIMAL RESCUE PO BOX 290073<br>MINNEAPOLIS,MN 55429  | NONE  | PUBLIC                         | UNRESTRICTED USE                 | 10,938  |
| MT PLEASANT ANIMAL SHELTER 194 ROUTE 10 WEST<br>EAST HANOVER,NJ 07936  | NONE  | PUBLIC                         | UNRESTRICTED USE                 | 18,000  |
| NORTHSIDE ATHLETIC COUNCIL INC 4400 DUPONT AVE N<br>MINNEAPOLIS,MN 55412   | NONE  | PUBLIC                         | UNRESTRICTED USE                 | 7,000   |
| ORANGUTAN FOUNDATION 306 5TH ST SE<br>WASHINGTON,DC 20003  | NONE  | PUBLIC                         | UNRESTRICTED USE                 | 20,000  |
| PUPPIES BEHIND BARS 10 EAST 40TH STREET 19TH FL<br>NEWYORK,NY 10016  | NONE  | PUBLIC                         | UNRESTRICTED USE                 | 10,319  |
| RIGHT RIDES FOR WOMEN'S SAFETY 26 COURT STREET SUITE 505<br>BROOKLYN,NY 11242  | NONE  | PUBLIC                         | UNRESTRICTED USE                 | 10,000  |
| SAINT BARNABAS MEDICAL CENTER 95 OLD SHORT HILLS ROAD WEST ORANGE<br>WEST ORANGE,NJ 07052                              | NONE  | PUBLIC                         | UNRESTRICTED USE                 | 20,000  |
| SEARCH DOG FOUNDATION 501 E OJAI AVE<br>OJAI,CA 93023  | NONE  | PUBLIC                         | UNRESTRICTED USE                 | 15,000  |
| SOJOURNER PROJECT PO BOX 272 HOPKINS,MN 55343  | NONE  | PUBLIC                         | UNRESTRICTED USE                 | 10,200  |
| STEP UP WOMEN'S NETWORK 510 SOUTH HEWITT STEET 111<br>LOS ANGELES,CA 90013   | NONE  | PUBLIC                         | UNRESTRICTED USE                 | 10,000  |
| <b>Total . . . . .</b>  <b>3a</b> |   |                                |                                  | 199,157 |

## TY 2012 Accounting Fees Schedule

**Name:** FROG CROSSING FOUNDATION INC

**EIN:** 57-1142242

| Category          | Amount | Net Investment<br>Income | Adjusted Net<br>Income | Disbursements for<br>Charitable<br>Purposes |
|-------------------|--------|--------------------------|------------------------|---|
| PROFESSIONAL FEES | 2,900  | 0                        |                        | 0   |

**TY 2012 Investments Corporate  
Bonds Schedule****Name:** FROG CROSSING FOUNDATION INC**EIN:** 57-1142242

| Name of Bond                  | End of Year Book<br>Value | End of Year Fair<br>Market Value |
|-------------------------------|---------------------------|----------------------------------|
| MS 8761 - CORPORATE BONDS     | 473,570                   | 504,616                          |
| MS 8761 - FIXED CAPITAL STOCK | 364,330                   | 366,693                          |

# TY 2012 Investments Corporate Stock Schedule

**Name:** FROG CROSSING FOUNDATION INC

**EIN:** 57-1142242

| Name of Stock              | End of Year Book Value | End of Year Fair Market Value |
|----------------------------|------------------------|-------------------------------|
| MS 8761 - PREFERRED STOCKS | 100,000                | 101,240                       |
| MS 8761 - COMMON STOCK     | 463,789                | 490,215                       |
| MS 8949 - COMMON STOCK     | 1,778,926              | 1,995,820                     |
| MS 8949 - MUTUAL FUNDS     | 641,141                | 694,712                       |

## TY 2012 Investments - Other Schedule

**Name:** FROG CROSSING FOUNDATION INC

**EIN:** 57-1142242

| Category/ Item                               | Listed at Cost or FMV | Book Value | End of Year Fair Market Value |
|--|-----------------------|------------|-------------------------------|
| MS 8761 - CLOSED END FUNDS                   | AT COST               | 0          | 0                             |
| MS 8949 - EXCHANGE TRADED & CLOSED END FUNDS | AT COST               | 0          | 0                             |

## TY 2012 Other Decreases Schedule

**Name:** FROG CROSSING FOUNDATION INC

**EIN:** 57-1142242

| Description                              | Amount |
|--|--------|
| PRIOR PERIOD ADJUSTMENT FOR OID          | 3,500  |
| PRIOR PERIOD ADJUSTMENT FOR OTHER ASSETS | 3,095  |



**TY 2012 Other Expenses Schedule****Name:** FROG CROSSING FOUNDATION INC**EIN:** 57-1142242

| Description                          | Revenue and Expenses<br>per Books | Net Investment<br>Income | Adjusted Net Income | Disbursements for<br>Charitable Purposes |
|--------------------------------------|-----------------------------------|--------------------------|---------------------|--|
| MORGAN STANLEY - 8761 FEES           | 20                                | 20                       |                     | 0  |
| MORGAN STANLEY - 8949 & 1172<br>FEES | 45,328                            | 45,328                   |                     | 0  |
| TRAVEL                               | 534                               | 0                        |                     | 0  |

**TY 2012 Other Income Schedule****Name:** FROG CROSSING FOUNDATION INC**EIN:** 57-1142242

| Description            | Revenue And<br>Expenses Per Books | Net Investment<br>Income | Adjusted Net Income |
|------------------------|-----------------------------------|--------------------------|---------------------|
| MORGAN STANLEY - 8949  | 17,787                            | 17,787                   | 17,787              |
| MORGAN STANLEY - 1172C | 212                               | 212                      | 212                 |
| MORGAN STANLEY - 1061  | 528                               | 528                      | 528                 |
| MORGAN STANLEY - 1061  | 328                               | 328                      | 328                 |
| MORGAN STANLEY - 8761  | 1,475                             | 1,475                    | 1,475               |

TY 2012 Other Liabilities Schedule

**Name:** FROG CROSSING FOUNDATION INC

**EIN:** 57-1142242

| Description  | Beginning of Year - Book Value | End of Year - Book Value |
|--------------|--------------------------------|--------------------------|
| MARGIN LOANS | 0                              | 61,959                   |

**TY 2012 Taxes Schedule****Name:** FROG CROSSING FOUNDATION INC**EIN:** 57-1142242

| Category              | Amount | Net Investment<br>Income | Adjusted Net<br>Income | Disbursements for<br>Charitable<br>Purposes |
|-----------------------|--------|--------------------------|------------------------|---|
| FOREIGN TAXES PAID    | 1,565  | 1,565                    |                        | 0   |
| IRS EXTENSION PAYMENT | 3,000  | 0                        |                        | 0   |



Morgan Stanley

Ref: 00000124 00003182

## 2012 Year End Summary

FROG CROSSING FOUNDATION INC  
Account Number 643-1172C-19 514

### Details of 1099 Exempt Dividends 2012 - continued

| Reference number | Description  | Ordinary dividends | Alternative minimum tax |
|------------------|--|--------------------|-------------------------|
| 160014100        | WELLS FARGO & CO NEW   | \$ 122.32          |                         |
| 160014200        | WEYERHAEUSER CO<br>A PORTION OF THIS INCOME HAS<br>BEEN RECLASSIFIED |                    |                         |
| Totals           |  | \$ 21,993.76       |                         |

### Total Foreign tax paid

\$ 830.67 / 21,163.09

### Details of Additional Summary Information 2012

#### 12-B1

#### Rebate Payments

The following details show how we derived 12-B1 rebate payments.

| Reference number | Description        | Amount    | Federal income tax withheld | NRA tax withheld |
|------------------|--------------------|-----------|-----------------------------|------------------|
| 246000100        | BARON SMALL CAP FD | \$ 178.92 |                             |                  |
| Totals           |                    | \$ 178.92 |                             |                  |

### Details of Short Term Gain (Loss) 2012

This section shows your sales of securities during the year. The "Sale Proceeds" column excludes any accrued income you may have received. In addition, although cash in lieu less than \$20 is not included on Form 1099-B (if applicable), it is included in this section. Please note, this material is being prepared for informational purposes only and should not be used for tax preparation without the assistance of your tax advisor.

| Reference number | Quantity | Security Description  | Opening Trade Date | Closing Trade Date | Sale Proceeds | Cost        | (Loss)  | Gain     |
|------------------|----------|---|--------------------|--------------------|---------------|-------------|---------|----------|
| 125000010        | 30       | ACCENTURE PLC<br>MorganStanley SmithBarney LLC<br>acted as your agent<br>in this transaction. | 10/26/11           | 05/08/12           | \$ 1,767.63   | \$ 1,744.50 |         | \$ 23.13 |
| 125000020        | 35       | ACCENTURE PLC<br>MorganStanley SmithBarney LLC<br>acted as your agent<br>in this transaction  | 10/26/11           | 06/27/12           | 1,964.91 ✓    | 2,035.25    | (70.34) |          |
| 125000030        | .6358    | ACCO BRANDS CORP<br>CASH IN LIEU OF .63588<br>RECORD 04/24/12 PAY 04/30/12                    | 10/26/11           | 05/01/12           | 6.68          | 5.96        |         | .72      |



## 2012 Year End Summary

Ref: 00000124 00003183

FROG CROSSING FOUNDATION INC  
Account Number 643-1172C-19 514

## Details of Short Term Gain (Loss) 2012 - continued

| Reference number | Quantity | Security Description   | Opening Trade Date | Closing Trade Date | Sale Proceeds | Cost     | (Loss)   | Gain   |
|------------------|----------|--|--------------------|--------------------|---------------|----------|----------|--------|
| 125000040        | .7       | AIR LIQUIDE ADR<br>CASH IN LIEU OF 70000<br>RECORD 05/30/12 PAY 06/29/12                               | 10/26/11           | 06/29/12           | \$ 15.70 ✓    | \$ 16.38 | (\$ .68) |        |
| 125000050        | 30       | ALLERGAN INC<br>MorganStanley SmithBarney LLC<br>acted as your agent<br>in this transaction.           | 10/26/11           | 06/15/12           | 2,780.82      | 2,506.80 |          | 274.02 |
| 125000060        | 13       | ALLERGAN INC<br>MorganStanley SmithBarney LLC<br>acted as your agent<br>in this transaction.           | 10/26/11           | 06/28/12           | 1,169.01      | 1,086.28 |          | 82.73  |
| 125000070        | 50       | AMERISOURCEBERGEN CORP<br>MorganStanley SmithBarney LLC<br>acted as your agent<br>in this transaction. | 10/26/11           | 05/07/12           | 1,807.64      | 2,037.32 | (229.68) |        |
| 125000080        | 2        | APPLE INC<br>MorganStanley SmithBarney LLC<br>acted as your agent<br>in this transaction.              | 10/26/11           | 02/14/12           | 1,007.85      | 799.60   |          | 208.25 |
| 125000090        | 3        | APPLE INC<br>MorganStanley SmithBarney LLC<br>acted as your agent<br>in this transaction.              | 10/26/11           | 03/20/12           | 1,791.13      | 1,199.40 |          | 591.73 |
| 125000100        | 4        | APPLE INC<br>MorganStanley SmithBarney LLC<br>acted as your agent<br>in this transaction.              | 10/26/11           | 04/09/12           | 2,544.21      | 1,599.20 |          | 945.01 |
| 125000110        | 21       | BED BATH & BEYOND<br>MorganStanley SmithBarney LLC<br>acted as your agent<br>in this transaction.      | 10/26/11           | 06/08/12           | 1,485.95      | 1,276.50 |          | 209.45 |
| 125000120        | 20       | BHP BILLITON LTD SPONS<br>ADR<br>MorganStanley SmithBarney LLC<br>acted as your agent                  | 10/26/11           | 03/14/12           | 1,465.01      | 1,561.83 | (96.82)  |        |

2 0 1 2 Y E A R E N D S U M M A R Y





## 2012 Year End Summary

Ref: 00000124 00003184

FROG CROSSING FOUNDATION INC  
Account Number 643-1172C-19 514

## Details of Short Term Gain (Loss) 2012 - continued

2 0 1 2 Y E A R E N D S U M M A R Y

| Reference number | Quantity       | Security Description  | Opening Trade Date               | Closing Trade Date | Sale Proceeds                    | Cost                             | (Loss)                           | Gain       |
|------------------|----------------|---|----------------------------------|--------------------|----------------------------------|----------------------------------|----------------------------------|------------|
| 125000130        | 76             | CARNIVAL CORP (PAIRED STOCK)<br>MorganStanley SmithBarney LLC acted as your agent                 | 10/26/11                         | 05/10/12           | \$ 2,403.31                      | \$ 2,706.36                      | (\$ 303.05)                      |            |
| 125000140        | 348            | CHINA RES ENTERPRISES LTD ADR<br>MorganStanley SmithBarney LLC acted as your agent                | 10/26/11                         | 04/05/12           | 2,368.81                         | 2,520.95                         | (152.14)                         |            |
| 125000150        | 125            | CISCO SYS INC<br>MorganStanley SmithBarney LLC acted as your agent in this transaction            | 10/27/11                         | 05/10/12           | 2,122.58                         | 2,297.67                         | (175.09)                         |            |
| 125000160        | 68<br>62<br>87 | CISCO SYS INC<br>MorganStanley SmithBarney LLC acted as your agent in this transaction.           | 10/27/11<br>11/10/11<br>12/27/11 | 05/11/12           | 1,134.22<br>1,034.14<br>1,451.13 | 1,249.94<br>1,158.74<br>1,618.98 | (115.72)<br>(124.60)<br>(167.85) |            |
| 125000170        | 35             | DASSAULT SYSTEMS SA ADR<br>MorganStanley SmithBarney LLC acted as your agent in this transaction. | 10/26/11                         | 02/16/12           | 2,851.19                         | 2,888.55                         | (37.36)                          |            |
| 125000180        | 29             | EMERSON ELECTRIC CO<br>MorganStanley SmithBarney LLC acted as your agent in this transaction.     | 10/26/11                         | 02/08/12           | 1,502.65                         | 1,367.56                         |                                  | 135.09     |
| 125000190        | 72             | EMERSON ELECTRIC CO<br>MorganStanley SmithBarney LLC acted as your agent in this transaction.     | 10/26/11                         | 03/05/12           | 3,560.96                         | 3,395.33                         |                                  | 165.63     |
| 125000200        | 2299<br>0801   | EXPRESS SCRIPTS HOLDING CO<br>MERGER 04/02/12 58405U102000  | 10/26/11<br>10/27/11             | 04/02/12           | 13.12<br>4.57                    | 12.96<br>4.51                    |                                  | .16<br>.06 |
| 125000210        | 27             | FLUOR CORP NEW<br>MorganStanley SmithBarney LLC acted as your agent in this transaction.          | 10/26/11                         | 01/25/12           | 1,525.60                         | 1,527.93                         | (2.33)                           |            |
| 125000220        | 64             | FLUOR CORP NEW<br>MorganStanley SmithBarney LLC acted as your agent in this transaction.          | 10/26/11                         | 02/24/12           | 4,076.66                         | 3,621.76                         |                                  | 454.90     |



## 2012 Year End Summary

Ref: 00000124 00003185

FROG CROSSING FOUNDATION INC

Account Number 643-1172C-19 514

## Details of Short Term Gain (Loss) 2012 - continued

| Reference number | Quantity  | Security Description   | Opening Trade Date   | Closing Trade Date | Sale Proceeds        | Cost                 | (Loss)      | Gain               |
|------------------|-----------|--|----------------------|--------------------|----------------------|----------------------|-------------|--------------------|
| 125000230        | 11        | GOOGLE INC<br>CLASS A<br>MorganStanley SmithBarney LLC<br>acted as your agent                              | 10/26/11             | 01/26/12           | \$ 6,290.78          | \$ 6,438.85          | (\$ 148.07) |                    |
| 125000240        | 153       | HALLIBURTON CO HOLDINGS CO<br>MorganStanley SmithBarney LLC<br>acted as your agent<br>in this transaction. | 10/26/11             | 04/25/12           | 5,126.22             | 5,438.81             | (312.59)    |                    |
| 125000250        | 49        | JUPITER TELECOM UNSPON ADR<br>MorganStanley SmithBarney LLC<br>acted as your agent<br>in this transaction. | 10/26/11             | 05/25/12           | 3,240.06             | 3,421.67             | (181.61)    |                    |
| 125000260        | 11        | KIMBERLY CLARK CORP<br>MorganStanley SmithBarney LLC<br>acted as your agent<br>in this transaction.        | 10/26/11             | 03/14/12           | 800.56               | 770.55               |             | 30.01              |
| 125000270        | 10        | MCDONALDS CORP<br>MorganStanley SmithBarney LLC<br>acted as your agent<br>in this transaction.             | 10/26/11             | 02/01/12           | 988.60               | 916.76               |             | 71.84              |
| 125000280        | 27        | MCDONALDS CORP<br>MorganStanley SmithBarney LLC<br>acted as your agent<br>in this transaction.             | 10/26/11             | 06/11/12           | 2,354.15             | 2,475.25             | (121.10)    |                    |
| 125000290        | 112<br>39 | MEDCO HEALTH SOLUTIONS INC   | 10/26/11<br>10/27/11 | 04/02/12           | 8,337.38<br>2,903.20 | 5,825.99<br>2,087.68 |             | 2,511.39<br>815.52 |
| 125000300        | 122       | MTN GROUP LTD<br>SPONSORED ADR<br>MorganStanley SmithBarney LLC<br>acted as your agent                     | 10/26/11             | 02/09/12           | 2,155.56             | 2,067.90             |             | 87.66              |
| 125000310        | 19        | NIKE INC CL B<br>MorganStanley SmithBarney LLC<br>acted as your agent<br>in this transaction.              | 10/26/11             | 01/25/12           | 1,961.40             | 1,788.85             |             | 172.55             |
| 125000320        | 10        | NIKE INC CL B<br>MorganStanley SmithBarney LLC<br>acted as your agent<br>in this transaction.              | 10/26/11             | 02/14/12           | 1,058.44             | 941.50               |             | 116.94             |

2 0 1 2 Y E A R E N D S U M M A R Y







Morgan Stanley

## 2012 Year End Summary

Ref: 00000124 00003186

FROG CROSSING FOUNDATION INC  
Account Number 643-1172C-19 514

### Details of Short Term Gain (Loss) 2012 - continued

| Reference number | Quantity | Security Description  | Opening Trade Date | Closing Trade Date | Sale Proceeds | Cost        | (Loss)   | Gain      |
|------------------|----------|---|--------------------|--------------------|---------------|-------------|----------|-----------|
| 125000330        | 18       | NIKE INC CL B<br>MorganStanley SmithBarney LLC<br>acted as your agent<br>in this transaction.       | 10/26/11           | 03/21/12           | \$ 1,994.21   | \$ 1,694.70 |          | \$ 299.51 |
| 125000340        | 61       | ORACLE CORP<br>MorganStanley SmithBarney LLC<br>acted as your agent<br>in this transaction.         | 10/26/11           | 01/10/12           | 1,671.64      | 1,972.00    | (300.36) |           |
| 125000350        | 29       | PEPSICO INC<br>MorganStanley SmithBarney LLC<br>acted as your agent<br>in this transaction.         | 10/26/11           | 03/14/12           | 1,861.76      | 1,796.55    |          | 65.21     |
| 125000360        | 40       | PEPSICO INC<br>MorganStanley SmithBarney LLC<br>acted as your agent<br>in this transaction.         | 10/26/11           | 05/04/12           | 2,639.20      | 2,478.00    |          | 161.20    |
| 125000370        | .5       | PHILLIPS 66<br>CASH IN LIEU OF .50000<br>RECORD 04/16/12 PAY 04/30/12                               | 10/26/11           | 05/01/12           | 15.02         | 16.41       | (1.39)   |           |
| 125000380        | 6        | PRAXAIR INC<br>MorganStanley SmithBarney LLC<br>acted as your agent<br>in this transaction.         | 10/26/11           | 03/14/12           | 662.69        | 623.52      |          | 39.17     |
| 125000390        | 37       | PROCTER & GAMBLE CO<br>MorganStanley SmithBarney LLC<br>acted as your agent<br>in this transaction. | 10/26/11           | 02/03/12           | 2,355.19      | 2,392.59    | (37.40)  |           |
| 125000400        | 52       | PROCTER & GAMBLE CO<br>MorganStanley SmithBarney LLC<br>acted as your agent<br>in this transaction. | 10/26/11           | 04/27/12           | 3,353.46      | 3,362.56    | (9.10)   |           |
| 125000410        | 42       | PROCTER & GAMBLE CO<br>MorganStanley SmithBarney LLC<br>acted as your agent<br>in this transaction. | 10/26/11           | 06/20/12           | 2,520.36      | 2,715.92    | (195.56) |           |

2 0 1 2 Y E A R E N D S U M M A R Y



## 2012 Year End Summary

Ref: 00000124 00003187

FROG CROSSING FOUNDATION INC  
Account Number 643-1172C-19 514

## Details of Short Term Gain (Loss) 2012 - continued

| Reference number | Quantity | Security Description  | Opening Trade Date | Closing Trade Date | Sale Proceeds | Cost        | (Loss)     | Gain   |
|------------------|----------|---|--------------------|--------------------|---------------|-------------|------------|--------|
| 125000420        | 21       | SCHLUMBERGER LTD<br>MorganStanley SmithBarney LLC<br>acted as your agent<br>in this transaction       | 10/26/11           | 07/06/12           | \$ 1,371.11   | \$ 1,461.76 | (\$ 90.65) |        |
| 125000430        | 36       | STRYKER CORP<br>MorganStanley SmithBarney LLC<br>acted as your agent<br>in this transaction           | 10/26/11           | 01/12/12           | 1,877.44      | 1,742.13    |            | 135.31 |
| 125000440        | 27       | STRYKER CORP<br>MorganStanley SmithBarney LLC<br>acted as your agent<br>in this transaction.          | 10/26/11           | 02/03/12           | 1,490.97      | 1,306.60    |            | 184.37 |
| 125000450        | 45       | TJX COMPANIES INC NEW<br>MorganStanley SmithBarney LLC<br>acted as your agent<br>in this transaction. | 10/26/11           | 03/13/12           | 1,704.56      | 1,314.36    |            | 390.20 |
| 125000460        | 49       | TJX COMPANIES INC NEW<br>MorganStanley SmithBarney LLC<br>acted as your agent<br>in this transaction. | 10/26/11           | 05/08/12           | 2,007.40      | 1,431.19    |            | 576.21 |
| 125000470        | 31       | TJX COMPANIES INC NEW<br>MorganStanley SmithBarney LLC<br>acted as your agent<br>in this transaction. | 10/26/11           | 05/18/12           | 1,249.30      | 905.44      |            | 343.86 |
| 125000480        | 53       | TJX COMPANIES INC NEW<br>MorganStanley SmithBarney LLC<br>acted as your agent<br>in this transaction  | 10/26/11           | 06/25/12           | 2,259.42      | 1,548.02    |            | 711.40 |
| 125000490        | 29       | VERIZON COMMUNICATIONS<br>MorganStanley SmithBarney LLC<br>acted as your agent<br>in this transaction | 10/26/11           | 03/14/12           | 1,143.50      | 1,061.34    |            | 82.16  |
| 125000500        | 16       | VISA INC COM CL A<br>MorganStanley SmithBarney LLC<br>acted as your agent<br>in this transaction.     | 10/26/11           | 05/31/12           | 1,853.74      | 1,457.76    |            | 395.98 |

2012 YEAR END SUMMARY





Morgan Stanley

Ref: 00000124 00003188

## 2012 Year End Summary

FROG CROSSING FOUNDATION INC  
Account Number 643-1172C-19 514

### Details of Short Term Gain (Loss) 2012 - continued

| Reference number | Quantity | Security Description  | Opening Trade Date | Closing Trade Date | Sale Proceeds        | Cost                 | (Loss)               | Gain                |
|------------------|----------|---|--------------------|--------------------|----------------------|----------------------|----------------------|---------------------|
| 125000510        | 67       | WAL-MART DE MEXICO SA DE CV SPON ADR<br>MorganStanley SmithBarney LLC acted as your agent | 10/26/11           | 04/24/12           | \$ 1,839.66          | \$ 1,715.87          |                      | \$ 123.79           |
| 125000520        | 118      | WAL-MART DE MEXICO SA DE CV SPON ADR<br>MorganStanley SmithBarney LLC acted as your agent | 10/26/11           | 05/10/12           | 3,031.16             | 3,021.98             |                      | 9.18                |
| <b>Total</b>     |          |   |                    |                    | <b>\$ 113,973.62</b> | <b>\$ 106,432.77</b> | <b>(\$ 2,873.49)</b> | <b>\$ 10,414.34</b> |

### Details of Deposits and Withdrawals 2012

This section reflects any deposits or withdrawals made to your account during the year.

#### Deposits

| Reference number | Date     | Description  | Amount           |
|------------------|----------|--|------------------|
| 210000100        | 04/17/12 | MTN GROUP LTD SPONSORED ADR<br>REV ADR FEE OF .02000/SHR<br>RECORD 03/30/12 PAY 04/12/12 | \$ 3.12          |
| 210000300        | 08/01/12 | SONOVA HOLDING AG<br>REV ADR FEE OF 03000/SHR<br>RECORD 06/12/12 PAY 06/28/12            | 6.75             |
| <b>Total</b>     |          |  | <b>\$ 110.84</b> |

#### Withdrawals

| Reference number | Date     | Description   | Referral number | Amount       |
|------------------|----------|---|-----------------|--------------|
| 220000100        | 07/06/12 | MORGAN STANLEY AA MONEY TRUST<br>TRANSFER TO MSSB   |                 | \$ 86,331.06 |
| 220000200        | 02/03/12 | VODAFONE GROUP PLC SPONS<br>ADR NEW<br>ADR FEE OF 01000 PER SHR<br>RECORD 11/18/11 PAY 02/03/12 |                 | \$ 1.14      |

2 0 1 2 Y E A R E N D S U M M A R Y



## 2012 Year End Summary

FROG CROSSING FOUNDATION INC

Account Number 643-11061-18 514

## Details of Earnings 2012 - continued

## Dividends and Distributions, Section 2

Amounts displayed for dividends include dividend reinvestments, money fund earnings, accrued dividends received and dividends exempt from Federal income tax.

| Reference number | Description  | Nondividend distributions | Foreign tax paid | Cash liquidation distributions | Non cash liquidation distributions | Investment expense | NRA Withholding |
|------------------|--|---------------------------|------------------|--------------------------------|------------------------------------|--------------------|-----------------|
| 160000300        | 128125101000<br>CALAMOS STRATEGIC TOTAL RETURN<br>FD SH BEN INT                            | \$ 215.10                 |                  |                                |                                    |                    |                 |
| 160000800        | 554489104000<br>MACK CALI REALTY CORP<br>A PORTION OF THIS INCOME HAS<br>BEEN RECLASSIFIED | 113.36                    |                  |                                |                                    |                    |                 |
| <b>Totals</b>    |  | <b>\$ 328.46</b>          |                  |                                |                                    |                    |                 |

## Details of Long Term Gain (Loss) 2012

This section shows your sales of securities during the year. The "Sale Proceeds" column excludes any accrued income you may have received. In addition, although cash in lieu less than \$20 is not included on Form 1099-B (if applicable), it is included in this section. Please note, this material is being prepared for informational purposes only and should not be used for tax preparation without the assistance of your tax advisor. For additional information regarding this section see enclosed brochure.

| Reference number | Quantity | Security Description                        | Opening Trade Date | Closing Trade Date | Sale Proceeds | Original Cost Adjusted Cost | Original Gain/(Loss) Adjusted Gain/(Loss) | Ordinary Income Capital Gain/(Loss) |
|------------------|----------|---|--------------------|--------------------|---------------|-----------------------------|---|-------------------------------------|
| 125000010        | 2,000    | AT&T INC 6.375%                             | 02/06/07           | 02/15/12           | \$ 50,000.00  | \$ 50,000.00                | \$ 0.00                                   | \$ 0.00                             |
|                  | 2,000    |   | 02/06/07           |                    | 50,000.00     | 50,000.00                   | 0.00                                      | 0.00                                |
| 125000020        | 5,346    | CIT GROUP FUNDING COMPANY<br>DTD 12/10/2009 | 01/27/03           | 01/23/12           | 5,346.00      | 3,490.50                    | 1,855.49                                  | 1,855.49                            |
|                  |          | DUE 05/01/2015 RATE 7.000                   |                    |                    |               | 3,490.50                    | 1,855.50                                  | .01                                 |
| 125000030        | 5,345    | CIT GROUP FUNDING COMPANY<br>DTD 12/10/2009 | 01/21/03           | 01/23/12           | 5,345.00      | 3,491.40                    | 1,853.59                                  | 1,853.59                            |
|                  |          | DUE 05/01/2015 RATE 7.000                   |                    |                    |               | 3,491.40                    | 1,853.60                                  | .01                                 |

2 0 1 2 Y E A R E N D S U M M A R Y

Ref: 00005874 00045468

## 2012 Year End Summary

FROG CROSSING FOUNDATION INC  
Account Number 643-11061-18 514

## Details of Long Term Gain (Loss) 2012 - continued

| Reference number | Quantity | Security Description   | Opening Trade Date | Closing Trade Date | Sale Proceeds | Original Cost Adjusted         | Original Gain/(Loss)         | Ordinary Income Capital Gain/(Loss) |
|------------------|----------|--|--------------------|--------------------|---------------|--------------------------------|------------------------------|-------------------------------------|
| 125000040        | 8,911    | CIT GROUP FUNDING COMPANY<br>DTD 12/10/2009<br>DUE 05/01/2016 RATE 7.000 | 01/27/03           | 03/09/12           | \$ 4,739.68   | \$ 1,646.18<br>\$ 1,646.18     | \$ 3,093.50<br>\$ 3,093.50   | \$ 1,645.40<br>\$ 1,448.10          |
| 125000050        | 8,908    | CIT GROUP FUNDING COMPANY<br>DTD 12/10/2009<br>DUE 05/01/2016 RATE 7.000 | 01/21/03           | 03/09/12           | 4,738.09      | 1,649.09<br>1,649.09           | 3,089.00<br>3,089.00         | 1,643.01<br>1,445.99                |
| 125000060        | 12,476   | CIT GROUP FUNDING COMPANY<br>DTD 12/10/2009<br>DUE 05/01/2017 RATE 7.000 | 01/27/03           | 03/09/12           | 12,475.00     | 8,144.50<br>8,144.50           | 4,330.50<br>4,330.50         | 4,330.45<br>.05                     |
| 125000070        | 12,471   | CIT GROUP FUNDING COMPANY<br>DTD 12/10/2009<br>DUE 05/01/2017 RATE 7.000 | 01/21/03           | 03/09/12           | 12,471.00     | 9,246.60<br>9,246.60           | 3,224.40<br>3,224.40         | 3,224.40<br>0.00                    |
| 125000080        | .334     | DUKE ENERGY CORP NEW<br>REVSPLT 07/02/12 26441C105000                    | 12/31/02           | 07/02/12           | 22.86         | 11.53<br>11.53                 | 11.33<br>11.33               | 0.00<br>0.00                        |
| Total            |          |  |                    |                    | \$ 145,137.83 | \$ 127,679.80<br>\$ 127,679.80 | \$ 17,457.83<br>\$ 17,457.83 | \$ 14,552.34<br>\$ 2,894.16         |

## Details of Accrued Income 2012

This section shows your accrued income paid or received as a result of purchases and sales.

| Reference number | Transaction Description  | Trade Date | Interest Paid | Interest Received |
|------------------|--|------------|---------------|-------------------|
| 120000300        | ALCOA INC<br>DTD 08/03/2010<br>DUE 08/15/2020 RATE 6.150                 | 04/11/12   | \$ 500.20     |                   |
| 120000400        | ALCOA INC<br>DTD 08/03/2010<br>DUE 08/15/2020 RATE 6.150                 | 04/11/12   | 281.36        |                   |
| 120000700        | CIT GROUP FUNDING COMPANY<br>DTD 12/10/2009<br>DUE 05/01/2015 RATE 7.000 | 01/23/12   |               | 75.87             |
| 120000900        | CIT GROUP FUNDING COMPANY<br>DTD 12/10/2009<br>DUE 05/01/2015 RATE 7.000 | 01/23/12   |               | 75.88             |

2 0 1 2 Y E A R E N D S U M M A R Y