



See a Social Security Number? Say Something!
Report Privacy Problems to <https://public.resource.org/privacy>
Or call the IRS Identity Theft Hotline at 1-800-908-4490



Form **990-PF**

**Return of Private Foundation
or Section 4947(a)(1) Nonexempt Charitable Trust
Treated as a Private Foundation**

OMB No 1545-0052

2012

Department of the Treasury
Internal Revenue Service

Note. The foundation may be able to use a copy of this return to satisfy state reporting requirements


Open to Public Inspection

For calendar year 2012 or tax year beginning

, and ending

Name of foundation THE LIGHTWORKER FDN		A Employer identification number 56-2069703
Number and street (or P O box number if mail is not delivered to street address)	Room/suite	B Telephone number (see instructions) 609-274-6834
P O BOX 1501, NJ2-130-03-31		C If exemption application is pending, check here <input type="checkbox"/>
City or town, state, and ZIP code PENNINGTON NJ 08534-1501		
G Check all that apply		D 1. Foreign organizations, check here <input type="checkbox"/> 2. Foreign organizations meeting the 85% test, check here and attach computation <input type="checkbox"/>
<input type="checkbox"/> Initial return <input type="checkbox"/> Initial return of a former public charity <input type="checkbox"/> Final return <input type="checkbox"/> Amended return <input type="checkbox"/> Address change <input type="checkbox"/> Name change		
H Check type of organization		E If private foundation status was terminated under section 507(b)(1)(A), check here <input type="checkbox"/>
<input checked="" type="checkbox"/> Section 501(c)(3) exempt private foundation <input type="checkbox"/> Section 4947(a)(1) nonexempt charitable trust <input type="checkbox"/> Other taxable private foundation		
I Fair market value of all assets at end of year (from Part II, col (c), line 16) ▶ \$	J Accounting method	F If the foundation is in a 60-month termination under section 507(b)(1)(B), check here <input type="checkbox"/>
238,374	<input checked="" type="checkbox"/> Cash <input type="checkbox"/> Accrual <input type="checkbox"/> Other (specify) _____	

Part I Analysis of Revenue and Expenses (The total of amounts in columns (b), (c), and (d) may not necessarily equal the amounts in column (a) (see instructions))		(a) Revenue and expenses per books	(b) Net investment income	(c) Adjusted net income	(d) Disbursements for charitable purposes (cash basis only)
Revenue	1 Contributions, gifts, grants, etc., received (attach schedule)				
	2 Check <input checked="" type="checkbox"/> if the foundation is not required to attach Sch B				
	3 Interest on savings and temporary cash investments				
	4 Dividends and interest from securities	5,852	5,852		
	5 a Gross rents				
	b Net rental income or (loss)				
	6 a Net gain or (loss) from sale of assets not on line 10	14,643			
	b Gross sales price for all assets on line 6a 16,660				
	7 Capital gain net income (from Part IV, line 2)		14,643		
	8 Net short-term capital gain				
	9 Income modifications				
	10 a Gross sales less returns and allowances				
b Less Cost of goods sold					
c Gross profit or (loss) (attach schedule)					
11 Other income (attach schedule)					
12 Total. Add lines 1 through 11	20,495	20,495	0		
Operating and Administrative Expenses	13 Compensation of officers, directors, trustees, etc				
	14 Other employee salaries and wages				
	15 Pension plans, employee benefits				
	16 a Legal fees (attach schedule)				
	b Accounting fees (attach schedule)	1,500			1,500
	c Other professional fees (attach schedule)	1,000	600		400
	17 Interest				
	18 Taxes (attach schedule) (see instructions)	440	65		
	19 Depreciation (attach schedule) and depletion				
	20 Occupancy				
	21 Travel, conferences, and meetings				
	22 Printing and publications				
	23 Other expenses (attach schedule)				
	24 Total operating and administrative expenses. Add lines 13 through 23	2,940	665	0	1,900
	25 Contributions, gifts, grants paid	10,000			10,000
26 Total expenses and disbursements. Add lines 24 and 25	12,940	665	0	11,900	
27 Subtract line 26 from line 12					
a Excess of revenue over expenses and disbursements	7,555				
b Net investment income (if negative, enter -0-)		19,830			
c Adjusted net income (if negative, enter -0-)			0		



APR 23 2013 10:39 AM

SCANNED MAY 15 2013

Part II Balance Sheets		Attached schedules and amounts in the description column should be for end-of-year amounts only (See instructions)			
		Beginning of year	End of year		
		(a) Book Value	(b) Book Value	(c) Fair Market Value	
Assets	1	Cash—non-interest-bearing		39	39
	2	Savings and temporary cash investments	27,168	16,535	16,535
	3	Accounts receivable			
		Less allowance for doubtful accounts			
	4	Pledges receivable			
		Less allowance for doubtful accounts			
	5	Grants receivable			
	6	Receivables due from officers, directors, trustees, and other disqualified persons (attach schedule) (see instructions)			
	7	Other notes and loans receivable (attach schedule)			
		Less allowance for doubtful accounts			
	8	Inventories for sale or use			
	9	Prepaid expenses and deferred charges			
	10 a	Investments—U S and state government obligations (attach schedule)			
	b	Investments—corporate stock (attach schedule)	65,198	63,182	122,571
	c	Investments—corporate bonds (attach schedule)			
	11	Investments—land, buildings, and equipment basis			
	Less accumulated depreciation (attach schedule)				
12	Investments—mortgage loans				
13	Investments—other (attach schedule)	61,439	81,438	99,229	
14	Land, buildings, and equipment basis				
	Less accumulated depreciation (attach schedule)				
15	Other assets (describe)				
16	Total assets (to be completed by all filers—see the instructions Also, see page 1, item l)	153,805	161,194	238,374	
Liabilities	17	Accounts payable and accrued expenses			
	18	Grants payable			
	19	Deferred revenue			
	20	Loans from officers, directors, trustees, and other disqualified persons			
	21	Mortgages and other notes payable (attach schedule)			
	22	Other liabilities (describe)			
	23	Total liabilities (add lines 17 through 22)	0	0	
Net Assets or Fund Balances	Foundations that follow SFAS 117, check here and complete lines 24 through 26 and lines 30 and 31. <input type="checkbox"/>				
	24	Unrestricted			
	25	Temporarily restricted			
	26	Permanently restricted			
	Foundations that do not follow SFAS 117, check here and complete lines 27 through 31. <input checked="" type="checkbox"/>				
	27	Capital stock, trust principal, or current funds	153,805	161,194	
	28	Paid-in or capital surplus, or land, bldg, and equipment fund			
29	Retained earnings, accumulated income, endowment, or other funds				
30	Total net assets or fund balances (see instructions)	153,805	161,194		
31	Total liabilities and net assets/fund balances (see instructions)	153,805	161,194		

Part III Analysis of Changes in Net Assets or Fund Balances			
1	Total net assets or fund balances at beginning of year—Part II, column (a), line 30 (must agree with end-of-year figure reported on prior year's return)	1	153,805
2	Enter amount from Part I, line 27a	2	7,555
3	Other increases not included in line 2 (itemize) <input type="checkbox"/> PY LATE POSTING MUTUAL FUNDS	3	274
4	Add lines 1, 2, and 3	4	161,634
5	Decreases not included in line 2 (itemize) <input type="checkbox"/> See Attached Statement	5	440
6	Total net assets or fund balances at end of year (line 4 minus line 5)—Part II, column (b), line 30	6	161,194

Part IV Capital Gains and Losses for Tax on Investment Income

(a) List and describe the kind(s) of property sold (e.g., real estate, 2-story brick warehouse, or common stock, 200 shs MLC Co)		(b) How acquired P—Purchase D—Donation	(c) Date acquired (mo., day, yr.)	(d) Date sold (mo., day, yr.)
1a See Attached Statement				
1b See Attached Statement				
1c See Attached Statement				
1d See Attached Statement				
1e See Attached Statement				
(e) Gross sales price	(f) Depreciation allowed (or allowable)	(g) Cost or other basis plus expense of sale	(h) Gain or (loss) (e) plus (f) minus (g)	
a			0	
b			0	
c			0	
d			0	
e			0	
Complete only for assets showing gain in column (h) and owned by the foundation on 12/31/69				(i) Gains (Col (h) gain minus col (k), but not less than -0-) or Losses (from col (h))
(i) FMV as of 12/31/69	(j) Adjusted basis as of 12/31/69	(k) Excess of col (i) over col (j), if any		
a				0
b				0
c				0
d				0
e				0
2 Capital gain net income or (net capital loss) { If gain, also enter in Part I, line 7 If (loss), enter -0- in Part I, line 7 }		2	14,643	
3 Net short-term capital gain or (loss) as defined in sections 1222(5) and (6) If gain, also enter in Part I, line 8, column (c) (see instructions) If (loss), enter -0- in Part I, line 8 }		3	0	

Part V Qualification Under Section 4940(e) for Reduced Tax on Net Investment Income

(For optional use by domestic private foundations subject to the section 4940(a) tax on net investment income.)

If section 4940(d)(2) applies, leave this part blank

Was the foundation liable for the section 4942 tax on the distributable amount of any year in the base period? Yes No
If "Yes," the foundation does not qualify under section 4940(e) Do not complete this part

1 Enter the appropriate amount in each column for each year, see the instructions before making any entries

(a) Base period years Calendar year (or tax year beginning in)	(b) Adjusted qualifying distributions	(c) Net value of noncharitable-use assets	(d) Distribution ratio (col (b) divided by col (c))
2011	8,150	235,514	0.034605
2010	9,900	214,582	0.046136
2009	1,600	198,977	0.008041
2008	2,600	248,333	0.010470
2007	31,214	249,205	0.125254
2 Total of line 1, column (d)			0.224506
3 Average distribution ratio for the 5-year base period—divide the total on line 2 by 5, or by the number of years the foundation has been in existence if less than 5 years			0.044901
4 Enter the net value of noncharitable-use assets for 2012 from Part X, line 5		235,156	
5 Multiply line 4 by line 3			10,559
6 Enter 1% of net investment income (1% of Part I, line 27b)			198
7 Add lines 5 and 6			10,757
8 Enter qualifying distributions from Part XII, line 4 If line 8 is equal to or greater than line 7, check the box in Part VI, line 1b, and complete that part using a 1% tax rate See the Part VI instructions			11,900

Part VI Excise Tax Based on Investment Income (Section 4940(a), 4940(b), 4940(e), or 4948—see instructions)

1 a Exempt operating foundations described in section 4940(d)(2), check here <input type="checkbox"/> and enter "N/A" on line 1 Date of ruling or determination letter (attach copy of letter if necessary—see instructions)			
b Domestic foundations that meet the section 4940(e) requirements in Part V, check here <input checked="" type="checkbox"/> and enter 1% of Part I, line 27b	1	198	
c All other domestic foundations enter 2% of line 27b Exempt foreign organizations enter 4% of Part I, line 12, col (b)			
2 Tax under section 511 (domestic section 4947(a)(1) trusts and taxable foundations only Others enter -0-)	2	0	
3 Add lines 1 and 2	3	198	
4 Subtitle A (income) tax (domestic section 4947(a)(1) trusts and taxable foundations only Others enter -0-)	4		
5 Tax based on investment income. Subtract line 4 from line 3 If zero or less, enter -0-	5	198	
6 Credits/Payments			
a 2012 estimated tax payments and 2011 overpayment credited to 2012	6a	210	
b Exempt foreign organizations—tax withheld at source	6b		
c Tax paid with application for extension of time to file (Form 8868)	6c		
d Backup withholding erroneously withheld	6d		
7 Total credits and payments Add lines 6a through 6d	7	210	
8 Enter any penalty for underpayment of estimated tax Check here <input type="checkbox"/> if Form 2220 is attached	8		
9 Tax due. If the total of lines 5 and 8 is more than line 7, enter amount owed	9	0	
10 Overpayment. If line 7 is more than the total of lines 5 and 8, enter the amount overpaid	10	12	
11 Enter the amount of line 10 to be Credited to 2013 estimated tax <input type="checkbox"/> 12 Refunded <input type="checkbox"/> 11	11	0	

Part VII-A Statements Regarding Activities

	Yes	No
1 a During the tax year, did the foundation attempt to influence any national, state, or local legislation or did it participate or intervene in any political campaign?		X
b Did it spend more than \$100 during the year (either directly or indirectly) for political purposes (see Instructions for the definition)? <i>If the answer is "Yes" to 1a or 1b, attach a detailed description of the activities and copies of any materials published or distributed by the foundation in connection with the activities</i>		X
c Did the foundation file Form 1120-POL for this year?		X
d Enter the amount (if any) of tax on political expenditures (section 4955) imposed during the year (1) On the foundation ▶ \$ _____ (2) On foundation managers ▶ \$ _____		
e Enter the reimbursement (if any) paid by the foundation during the year for political expenditure tax imposed on foundation managers ▶ \$ _____		
2 Has the foundation engaged in any activities that have not previously been reported to the IRS? <i>If "Yes," attach a detailed description of the activities</i>		X
3 Has the foundation made any changes, not previously reported to the IRS, in its governing instrument, articles of incorporation, or bylaws, or other similar instruments? <i>If "Yes," attach a conformed copy of the changes</i>		X
4 a Did the foundation have unrelated business gross income of \$1,000 or more during the year?		X
b If "Yes," has it filed a tax return on Form 990-T for this year?	N/A	
5 Was there a liquidation, termination, dissolution, or substantial contraction during the year? <i>If "Yes," attach the statement required by General Instruction T</i>		X
6 Are the requirements of section 508(e) (relating to sections 4941 through 4945) satisfied either • By language in the governing instrument, or • By state legislation that effectively amends the governing instrument so that no mandatory directions that conflict with the state law remain in the governing instrument?	X	
7 Did the foundation have at least \$5,000 in assets at any time during the year? <i>If "Yes," complete Part II, col (c), and Part XV</i>	X	
8 a Enter the states to which the foundation reports or with which it is registered (see instructions) ▶ NC		
b If the answer is "Yes" to line 7, has the foundation furnished a copy of Form 990-PF to the Attorney General (or designate) of each state as required by General Instruction G? <i>If "No," attach explanation</i>	X	
9 Is the foundation claiming status as a private operating foundation within the meaning of section 4942(j)(3) or 4942(j)(5) for calendar year 2012 or the taxable year beginning in 2012 (see instructions for Part XIV)? <i>If "Yes," complete Part XIV</i>		X
10 Did any persons become substantial contributors during the tax year? <i>If "Yes," attach a schedule listing their names and addresses</i>		X

Part VII-A Statements Regarding Activities (continued)

11	At any time during the year, did the foundation, directly or indirectly, own a controlled entity within the meaning of section 512(b)(13)? If "Yes," attach schedule (see instructions)			X
12	Did the foundation make a distribution to a donor advised fund over which the foundation or a disqualified person had advisory privileges? If "Yes," attach statement (see instructions)			X
13	Did the foundation comply with the public inspection requirements for its annual returns and exemption application? Website address ▶ N/A	X		
14	The books are in care of ▶ MLTC, A DIVISION OF BANK OF AMERICA, N.A Telephone no ▶ 609-274-6834 Located at ▶ 1300 MERRILL LYNCH DRIVE PENNINGTON NJ ZIP+4 ▶ 08534-1501			
15	Section 4947(a)(1) nonexempt charitable trusts filing Form 990-PF in lieu of Form 1041—Check here and enter the amount of tax-exempt interest received or accrued during the year ▶ 15			<input type="checkbox"/>
16	At any time during calendar year 2012, did the foundation have an interest in or a signature or other authority over a bank, securities, or other financial account in a foreign country? See the instructions for exceptions and filing requirements for Form TD F 90-22.1 If "Yes," enter the name of the foreign country ▶		Yes	No X

Part VII-B Statements Regarding Activities for Which Form 4720 May Be Required

File Form 4720 if any item is checked in the "Yes" column, unless an exception applies.

	Yes	No
1a During the year did the foundation (either directly or indirectly)		
(1) Engage in the sale or exchange, or leasing of property with a disqualified person? <input type="checkbox"/> Yes <input checked="" type="checkbox"/> No		
(2) Borrow money from, lend money to, or otherwise extend credit to (or accept it from) a disqualified person? <input type="checkbox"/> Yes <input checked="" type="checkbox"/> No		
(3) Furnish goods, services, or facilities to (or accept them from) a disqualified person? <input type="checkbox"/> Yes <input checked="" type="checkbox"/> No		
(4) Pay compensation to, or pay or reimburse the expenses of, a disqualified person? <input type="checkbox"/> Yes <input checked="" type="checkbox"/> No		
(5) Transfer any income or assets to a disqualified person (or make any of either available for the benefit or use of a disqualified person)? <input type="checkbox"/> Yes <input checked="" type="checkbox"/> No		
(6) Agree to pay money or property to a government official? (Exception. Check "No" if the foundation agreed to make a grant to or to employ the official for a period after termination of government service, if terminating within 90 days) <input type="checkbox"/> Yes <input checked="" type="checkbox"/> No		
b If any answer is "Yes" to 1a(1)–(6), did any of the acts fail to qualify under the exceptions described in Regulations section 53.4941(d)-3 or in a current notice regarding disaster assistance (see instructions)? Organizations relying on a current notice regarding disaster assistance check here ▶ <input type="checkbox"/>	1b	N/A
c Did the foundation engage in a prior year in any of the acts described in 1a, other than excepted acts, that were not corrected before the first day of the tax year beginning in 2012?	1c	X
2 Taxes on failure to distribute income (section 4942) (does not apply for years the foundation was a private operating foundation defined in section 4942(j)(3) or 4942(j)(5))		
a At the end of tax year 2012, did the foundation have any undistributed income (lines 6d and 6e, Part XIII) for tax year(s) beginning before 2012? <input type="checkbox"/> Yes <input checked="" type="checkbox"/> No If "Yes," list the years ▶ 20____, 20____, 20____, 20____		
b Are there any years listed in 2a for which the foundation is not applying the provisions of section 4942(a)(2) (relating to incorrect valuation of assets) to the year's undistributed income? (If applying section 4942(a)(2) to all years listed, answer "No" and attach statement—see instructions)	2b	N/A
c If the provisions of section 4942(a)(2) are being applied to any of the years listed in 2a, list the years here ▶ 20____, 20____, 20____, 20____		
3a Did the foundation hold more than a 2% direct or indirect interest in any business enterprise at any time during the year? <input type="checkbox"/> Yes <input checked="" type="checkbox"/> No		
b If "Yes," did it have excess business holdings in 2012 as a result of (1) any purchase by the foundation or disqualified persons after May 26, 1969, (2) the lapse of the 5-year period (or longer period approved by the Commissioner under section 4943(c)(7)) to dispose of holdings acquired by gift or bequest, or (3) the lapse of the 10-, 15-, or 20-year first phase holding period? (Use Schedule C, Form 4720, to determine if the foundation had excess business holdings in 2012)	3b	N/A
4a Did the foundation invest during the year any amount in a manner that would jeopardize its charitable purposes?	4a	X
b Did the foundation make any investment in a prior year (but after December 31, 1969) that could jeopardize its charitable purpose that had not been removed from jeopardy before the first day of the tax year beginning in 2012?	4b	X

Part VII-B Statements Regarding Activities for Which Form 4720 May Be Required (continued)

5a During the year did the foundation pay or incur any amount to

(1) Carry on propaganda, or otherwise attempt to influence legislation (section 4945(e))? Yes No

(2) Influence the outcome of any specific public election (see section 4955), or to carry on, directly or indirectly, any voter registration drive? Yes No

(3) Provide a grant to an individual for travel, study, or other similar purposes? Yes No

(4) Provide a grant to an organization other than a charitable, etc., organization described in section 509(a)(1), (2), or (3), or section 4940(d)(2)? (see instructions) Yes No

(5) Provide for any purpose other than religious, charitable, scientific, literary, or educational purposes, or for the prevention of cruelty to children or animals? Yes No

b If any answer is "Yes" to 5a(1)–(5), did any of the transactions fail to qualify under the exceptions described in Regulations section 53.4945 or in a current notice regarding disaster assistance (see instructions)? Organizations relying on a current notice regarding disaster assistance check here **5b** N/A

c If the answer is "Yes" to question 5a(4), does the foundation claim exemption from the tax because it maintained expenditure responsibility for the grant? **N/A** Yes No
If "Yes," attach the statement required by Regulations section 53.4945–5(d)

6a Did the foundation, during the year, receive any funds, directly or indirectly, to pay premiums on a personal benefit contract? Yes No

b Did the foundation, during the year, pay premiums, directly or indirectly, on a personal benefit contract? **6b** X
If "Yes" to 6b, file Form 8870

7a At any time during the tax year, was the foundation a party to a prohibited tax shelter transaction? Yes No

b If "Yes," did the foundation receive any proceeds or have any net income attributable to the transaction? **7b** N/A

Part VIII Information About Officers, Directors, Trustees, Foundation Managers, Highly Paid Employees, and Contractors

1 List all officers, directors, trustees, foundation managers and their compensation (see instructions).

(a) Name and address	(b) Title, and average hours per week devoted to position	(c) Compensation (If not paid, enter -0-)	(d) Contributions to employee benefit plans and deferred compensation	(e) Expense account, other allowances
JOHN DUNCAN 227 RIVERWALK CIRCLE CARY, NC 27511 0	PRESIDENT 2 00	0		

2 Compensation of five highest-paid employees (other than those included on line 1—see instructions). If none, enter "NONE."

(a) Name and address of each employee paid more than \$50,000	(b) Title, and average hours per week devoted to position	(c) Compensation	(d) Contributions to employee benefit plans and deferred compensation	(e) Expense account, other allowances
NONE				
Total number of other employees paid over \$50,000				0

Part VIII Information About Officers, Directors, Trustees, Foundation Managers, Highly Paid Employees, and Contractors (continued)

3 Five highest-paid independent contractors for professional services (see instructions). If none, enter "NONE."

(a) Name and address of each person paid more than \$50,000	(b) Type of service	(c) Compensation
NONE		
.....		
.....		
.....		
.....		
.....		

Total number of others receiving over \$50,000 for professional services ▶

Part IX-A Summary of Direct Charitable Activities

List the foundation's four largest direct charitable activities during the tax year. Include relevant statistical information such as the number of organizations and other beneficiaries served, conferences convened, research papers produced, etc

	Expenses
1 NONE	
2	
3	
4	

Part IX-B Summary of Program-Related Investments (see instructions)

Describe the two largest program-related investments made by the foundation during the tax year on lines 1 and 2

	Amount
1 NONE	
2	
All other program-related investments See instructions	
3 NONE	
Total. Add lines 1 through 3 ▶	0

Part X Minimum Investment Return (All domestic foundations must complete this part. Foreign foundations, see instructions.)

1	Fair market value of assets not used (or held for use) directly in carrying out charitable, etc., purposes		
a	Average monthly fair market value of securities	1a	212,796
b	Average of monthly cash balances	1b	25,941
c	Fair market value of all other assets (see instructions)	1c	
d	Total (add lines 1a, b, and c)	1d	238,737
e	Reduction claimed for blockage or other factors reported on lines 1a and 1c (attach detailed explanation)	1e	
2	Acquisition indebtedness applicable to line 1 assets	2	
3	Subtract line 2 from line 1d	3	238,737
4	Cash deemed held for charitable activities. Enter 1 1/2 % of line 3 (for greater amount, see instructions)	4	3,581
5	Net value of noncharitable-use assets. Subtract line 4 from line 3. Enter here and on Part V, line 4	5	235,156
6	Minimum investment return. Enter 5% of line 5	6	11,758

Part XI Distributable Amount (see instructions) (Section 4942(j)(3) and (j)(5) private operating foundations and certain foreign organizations check here and do not complete this part.)

1	Minimum investment return from Part X, line 6	1	11,758
2a	Tax on investment income for 2012 from Part VI, line 5	2a	198
b	Income tax for 2012 (This does not include the tax from Part VI)	2b	
c	Add lines 2a and 2b	2c	198
3	Distributable amount before adjustments. Subtract line 2c from line 1	3	11,560
4	Recoveries of amounts treated as qualifying distributions	4	
5	Add lines 3 and 4	5	11,560
6	Deduction from distributable amount (see instructions)	6	
7	Distributable amount as adjusted. Subtract line 6 from line 5. Enter here and on Part XIII, line 1	7	11,560

Part XII Qualifying Distributions (see instructions)

1	Amounts paid (including administrative expenses) to accomplish charitable, etc., purposes		
a	Expenses, contributions, gifts, etc.—total from Part I, column (d), line 26	1a	11,900
b	Program-related investments—total from Part IX-B	1b	
2	Amounts paid to acquire assets used (or held for use) directly in carrying out charitable, etc., purposes	2	
3	Amounts set aside for specific charitable projects that satisfy the		
a	Suitability test (prior IRS approval required)	3a	
b	Cash distribution test (attach the required schedule)	3b	
4	Qualifying distributions. Add lines 1a through 3b. Enter here and on Part V, line 8, and Part XIII, line 4	4	11,900
5	Foundations that qualify under section 4940(e) for the reduced rate of tax on net investment income. Enter 1% of Part I, line 27b (see instructions)	5	198
6	Adjusted qualifying distributions. Subtract line 5 from line 4	6	11,702

Note. The amount on line 6 will be used in Part V, column (b), in subsequent years when calculating whether the foundation qualifies for the section 4940(e) reduction of tax in those years.

Part XIII Undistributed Income (see instructions)

	(a) Corpus	(b) Years prior to 2011	(c) 2011	(d) 2012
1 Distributable amount for 2012 from Part XI, line 7				11,560
2 Undistributed income, if any, as of the end of 2012				
a Enter amount for 2011 only			9,630	
b Total for prior years: 20____, 20____, 20____				
3 Excess distributions carryover, if any, to 2012				
a From 2007				
b From 2008				
c From 2009				
d From 2010				
e From 2011				
f Total of lines 3a through e	0			
4 Qualifying distributions for 2012 from Part XII, line 4 ▶ \$ <u>11,900</u>				
a Applied to 2011, but not more than line 2a			9,630	
b Applied to undistributed income of prior years (Election required—see instructions)				
c Treated as distributions out of corpus (Election required—see instructions)				
d Applied to 2012 distributable amount				2,270
e Remaining amount distributed out of corpus				
5 Excess distributions carryover applied to 2012 (If an amount appears in column (d), the same amount must be shown in column (a))				
6 Enter the net total of each column as indicated below:				
a Corpus Add lines 3f, 4c, and 4e Subtract line 5	0			
b Prior years' undistributed income Subtract line 4b from line 2b		0		
c Enter the amount of prior years' undistributed income for which a notice of deficiency has been issued, or on which the section 4942(a) tax has been previously assessed				
d Subtract line 6c from line 6b Taxable amount—see instructions				
e Undistributed income for 2011 Subtract line 4a from line 2a Taxable amount—see instructions			0	
f Undistributed income for 2012 Subtract lines 4d and 5 from line 1 This amount must be distributed in 2013				9,290
7 Amounts treated as distributions out of corpus to satisfy requirements imposed by section 170(b)(1)(F) or 4942(g)(3) (see instructions)				
8 Excess distributions carryover from 2007 not applied on line 5 or line 7 (see instructions)				
9 Excess distributions carryover to 2013. Subtract lines 7 and 8 from line 6a				
10 Analysis of line 9				
a Excess from 2008				
b Excess from 2009				
c Excess from 2010				
d Excess from 2011				
e Excess from 2012				

Part XIV Private Operating Foundations (see instructions and Part VII-A, question 9)

N/A

1 a If the foundation has received a ruling or determination letter that it is a private operating foundation, and the ruling is effective for 2012, enter the date of the ruling

b Check box to indicate whether the foundation is a private operating foundation described in section 4942(j)(3) or 4942(j)(5)

2 a Enter the lesser of the adjusted net income from Part I or the minimum investment return from Part X for each year listed

Tax year	Prior 3 years			(e) Total
	(a) 2012	(b) 2011	(c) 2010	
				0
b 85% of line 2a				0
c Qualifying distributions from Part XII, line 4 for each year listed				0
d Amounts included in line 2c not used directly for active conduct of exempt activities				0
e Qualifying distributions made directly for active conduct of exempt activities Subtract line 2d from line 2c				0
3 Complete 3a, b, or c for the alternative test relied upon				
a "Assets" alternative test—enter				
(1) Value of all assets				0
(2) Value of assets qualifying under section 4942(j)(3)(B)(i)				0
b "Endowment" alternative test—enter 2/3 of minimum investment return shown in Part X, line 6 for each year listed				0
c "Support" alternative test—enter				
(1) Total support other than gross investment income (interest, dividends, rents, payments on securities loans (section 512(a)(5)), or royalties)				0
(2) Support from general public and 5 or more exempt organizations as provided in section 4942(j)(3)(B)(iii)				0
(3) Largest amount of support from an exempt organization				0
(4) Gross investment income				0

Part XV Supplementary Information (Complete this part only if the foundation had \$5,000 or more in assets at any time during the year—see instructions.)

1 Information Regarding Foundation Managers:

a List any managers of the foundation who have contributed more than 2% of the total contributions received by the foundation before the close of any tax year (but only if they have contributed more than \$5,000) (See section 507(d)(2))

JOHN DUNCAN

b List any managers of the foundation who own 10% or more of the stock of a corporation (or an equally large portion of the ownership of a partnership or other entity) of which the foundation has a 10% or greater interest

NONE

2 Information Regarding Contribution, Grant, Gift, Loan, Scholarship, etc., Programs:

Check here if the foundation only makes contributions to preselected charitable organizations and does not accept unsolicited requests for funds. If the foundation makes gifts, grants, etc (see instructions) to individuals or organizations under other conditions, complete items 2a, b, c, and d

a The name, address, and telephone number or e-mail of the person to whom applications should be addressed

b The form in which applications should be submitted and information and materials they should include

c Any submission deadlines

d Any restrictions or limitations on awards, such as by geographical areas, charitable fields, kinds of institutions, or other factors

Part XV Supplementary Information (continued)

3 Grants and Contributions Paid During the Year or Approved for Future Payment

Recipient	If recipient is an individual, show any relationship to any foundation manager or substantial contributor	Foundation status of recipient	Purpose of grant or contribution	Amount
Name and address (home or business)				
a <i>Paid during the year</i> See Attached Statement				
Total	▶ 3a			10,000
b <i>Approved for future payment</i> NONE				
Total	▶ 3b			0

THE LIGHTWORKER FDN

56-2069703 Page 1 of 1

Continuation of Part XV, Line 3a (990-PF) - Grants and Contributions Paid During the Year

Recipient(s) paid during the year

Name

FOOD BANK OF CENTRAL AND EASTERN NORTH CAROLINA INC

Street

3808 TARHEEL DR

City

RALEIGH

State

NC

Zip Code

27609

Foreign Country

Relationship

NONE

Foundation Status

501(c)3

Purpose of grant/contribution

GENERAL OPERATING

Amount

5,000

Name

SAFEPLACE

Street

PO BOX 2002

City

OLYMPIA

State

WA

Zip Code

98507

Foreign Country

Relationship

NONE

Foundation Status

501(c)3

Purpose of grant/contribution

GENERAL OPERATING

Amount

5,000

Name

Street

City

State

Zip Code

Foreign Country

Relationship

Foundation Status

Purpose of grant/contribution

Amount

Name

Street

City

State

Zip Code

Foreign Country

Relationship

Foundation Status

Purpose of grant/contribution

Amount

Name

Street

City

State

Zip Code

Foreign Country

Relationship

Foundation Status

Purpose of grant/contribution

Amount

Name

Street

City

State

Zip Code

Foreign Country

Relationship

Foundation Status

Purpose of grant/contribution

Amount

Part I, Line 6 (990-PF) - Gain/Loss from Sale of Assets Other Than Inventory

Check "X" to include in Part IV	Description	CUSIP #	Purchaser	Check "X" if Purchaser is a Business	Date Acquired	Acquisition Method	Date Sold	Gross Sales Price	Gross Sales or Other Basis	Valuation Method	Expense of Sale and Cost of Improvements	Depreciation	Adjustments	Net Gain or Loss
	Long Term CG Distributions	213												
	Short Term CG Distributions	0												
	Totals													14,643
1	EM C CORPORATION MASS	268648102			1/28/1999		3/15/2012	2,806	736					2,070
2	EL PASO CORPORATION	28336L109			12/27/1968		3/15/2012	2,786	328					2,458
3	EL PASO CORPORATION	28336L109			1/12/2000		5/31/2012	29	29					0
4	EL PASO CORPORATION	28336L109			12/27/1968		5/31/2012	5,831	0					5,831
5	EXXON MOBIL CORP COM	30231G102			3/30/1996		3/15/2012	2,072	549					1,523
6	KINDER MORGAN INC DEL	49456B101			1/12/2000		6/12/2012	15	26					-11
7	ORACLE CORP \$0.01 DEL	68389X105			1/28/1999		3/15/2012	2,908	349					2,559

Part I, Line 16b (990-PF) - Accounting Fees

		1,500	0	0	1,500
Description		Revenue and Expenses per Books	Net Investment Income	Adjusted Net Income	Disbursements for Charitable Purposes (Cash Basis Only)
1	TAX PREPARATION FEE	1,500			1,500

Part I, Line 16c (990-PF) - Other Professional Fees

		1,000	600	0	400
Description		Revenue and Expenses per Books	Net Investment Income	Adjusted Net Income	Disbursements for Charitable Purposes (Cash Basis Only)
1	MERRILL LYNCH FEES AS AGENT	1,000	600		400

Part I, Line 18 (990-PF) - Taxes

		440	65	0	0
Description		Revenue and Expenses per Books	Net Investment Income	Adjusted Net Income	Disbursements for Charitable Purposes
1	FOREIGN TAX WITHHELD	65	65		
2	PY EXCISE TAX DUE	165			
3	ESTIMATED EXCISE PAYMENTS	210			

Part III (990-PF) - Changes in Net Assets or Fund Balances

Line 3 - Other increases not included in Part III, Line 2

1	PY LATE POSTING MUTUAL FUNDS	1	274
2	Total	2	274

Line 5 - Decreases not included in Part III, Line 2

1	COST BASIS ADJUSTMENT	1	59
2	CY LATE POSTING MUTUAL FUNDS	2	381
3	Total	3	440

Part IV (990-PF) - Capital Gains and Losses for Tax on Investment Income

Description of Property Sold	CUSIP #	How Acquired	Date Acquired	Date Sold	Gross Sales Price	Depreciation Allowed	Adjustments	Cost or Other Basis Plus Expense of Sale	Gain or Loss	FMV as of 12/31/69	Adjusted Basis as of 12/31/69	Excess of FMV Over Adj. Basis	Gains Minus Excess of FMV Over Adjusted Basis or Losses	Amount	
														213	0
1 E M C CORPORATION MASS	268648102		1/28/1998	3/15/2012	2,806					14,430	0	0	14,430	0	0
2 EL PASO CORPORATION	28338L109		1/27/1968	3/15/2012	2,766			736	2,070	2,458	0	0	2,458	0	0
3 EL PASO CORPORATION	28338L109		1/17/2000	5/31/2012	29			29	0	0	0	0	0	0	0
4 EL PASO CORPORATION	28338L109		1/27/1968	5/31/2012	5,831			0	5,831	5,831	0	0	5,831	0	0
5 EXXON MOBIL CORP COM	30231G102		3/30/1996	3/15/2012	2,072			549	1,523	1,523	0	0	1,523	0	0
6 KINDER MORGAN INC DEL	49456B101		1/17/2000	6/12/2012	15			26	-11	-11	0	0	-11	0	0
7 ORACLE CORP 30.01 DEL	69388X105		1/28/1998	3/15/2012	2,908			349	2,559	2,559	0	0	2,559	0	0

Part VI, Line 6a (990-PF) - Estimated Tax Payments

	Date	1	Amount
1 Credit from prior year return		1	0
2 First quarter estimated tax payment		2	
3 Second quarter estimated tax payment		3	
4 Third quarter estimated tax payment		4	
5 Fourth quarter estimated tax payment		5	
6 Other payments		6	210
7 Total		7	210

Part XIII, Line 2a, Column C (990-PF) - Prior Year Undistributed Income

1	Distributable amounts for 2011 that remained undistributed at the beginning of the 2012 tax year	1	9,630
2		2	
3		3	
4		4	
5		5	
6		6	
7		7	
8		8	
9		9	
10	Total	10	9,630



PRICewaterhouse COOPERS LLP
 600 GRANT STREET
 47TH FLOOR
 PITTSBURGH PA 15219-2706

YOUR MERRILL LYNCH REPORT

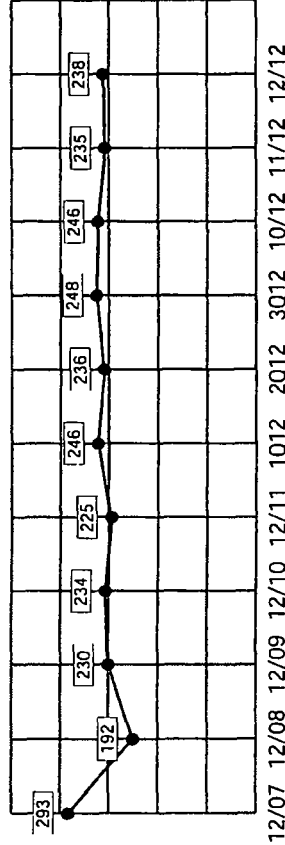
December 01, 2012 - December 31, 2012

PORTFOLIO SUMMARY

	December 31	November 30	Month Change
Net Portfolio Value	\$238,374.03	\$234,956.77	\$3,417.26 ▲
Your assets	\$238,374.03	\$234,956.77	\$3,417.26 ▲
Your liabilities			
Your Net Cash Flow (Inflows/Outflows)	(\$1,750.00)		
Securities You Transferred In/Out			
Subtotal Net Contributions	(\$1,750.00)	(\$10,000.00)	
Your Dividends/Interest Income	\$1,092.58	\$257.91	
Your Market Change	\$4,074.68	(\$922.76)	
Subtotal Investment Earnings	\$5,167.26	(\$664.85)	

Investment Advice and Guidance:
 Call Your Financial Advisor
 Your Financial Advisor:
 JEFFREY J LANE
 150 FAYETTEVILLE ST, STE 2000
 RALEIGH NC 27601-2919
 jeffrey_lane@ml.com
 1-919-829-2061

Total Value (Net Portfolio Value plus Assets Not Held/Valued By MLPF&S, if any) in thousands, 2007-2012



GO PAPERLESS WITH ONLINE DELIVERY. CONVENIENT. SECURE

Having account records posted online can be safer because it helps reduce the threat of mailbox theft while protecting your private information. Reducing paper is also good for the environment. Visit www.nymerrill.com to enroll today.


Merrill Lynch Wealth Management makes available products and services offered by Merrill Lynch, Pierce, Fenner & Smith Incorporated (MLPF&S) and other subsidiaries of Bank of America Corporation. MLPF&S is a registered broker-dealer, Member Securities Investor Protection Corporation (SIPC) and a wholly owned subsidiary of Bank of America Corporation. Investment products: Are Not FDIC Insured Are Not Bank Guaranteed May Lose Value

YOUR PORTFOLIO REVIEW

December 01, 2012 - December 31, 2012

ASSET ALLOCATION*

* Estimated Accrued Interest not included; may not reflect all holdings. does not include asset categories less than 1%; includes the categorical values for the underlying portfolio of individual mutual funds, closed end funds, and UITs.



	Current Value	Allocation
Equities	174,073.73	73.03%
Fixed Income	47,725.97	20.02%
Cash/Money Accounts	16,574.33	6.95%
TOTAL	\$238,374.03	100%

CURRENT INCOME



	This Report	Year To Date
Tax-Exempt Interest	-	-
Taxable Interest	-	-
Tax-Exempt Dividends	-	274.24
Taxable Dividends	1,092.58	5,575.02
Total	\$1,092.58	\$5,849.26

Your Estimated Annual Income **\$6,283.61**

TOP FIVE PORTFOLIO HOLDINGS

Based on Estimated Market Value

	Current Value	% of Portfolio
JP MORGAN INCOME BUILDER	39,932.44	16.75%
BLACKROCK GLOBAL	27,878.10	11.70%
BIF MONEY FUND	16,535.00	6.94%
BLACKROCK LATIN	16,256.08	6.82%
LORD ABBETT SHORT	15,161.99	6.36%

FINANCIAL MARKET INDICATORS

	This Report	Last Report	Previous Year End
S&P 500	1426.19	1416.18	1257.60
Three-Month Treasury Bills	.05%	.08%	.01%
Long-Term Treasury Bonds	2.95%	2.81%	2.89%
One-Month LIBOR	.21%	.21%	.30%
NASDAQ	3019.51	3010.24	2605.15



MERRILL LYNCH TRUST COMPANY,
 A DIVISION OF BANK OF AMERICA, N.A.
 CUSTODIAN OF THE
 LIGHTWORKER FOUNDATION

Net Portfolio Value: **\$238,374.03**

Your Financial Advisor:
 JEFFREY J LANE
 150 FAYETTEVILLE ST, STE 2000
 RALEIGH NC 27601-2919
 Jeffrey_lane@ml.com
 1-919-829-2061

Trust Officer:
 REVA WUNNAVA
 609-274-5660

TRUST MANAGEMENT ACCOUNT

December 01, 2012 - December 31, 2012

	December 31	November 30	This Statement	Year to Date
ASSETS				
Cash/Money Accounts	16,574.33	17,231.75		\$17,231.75
Fixed Income				
Equities	122,571.09	120,366.85		
Mutual Funds	99,228.61	97,358.17		
Options				
Other				
Subtotal (Long Portfolio)	238,374.03	234,956.77		
TOTAL ASSETS	\$238,374.03	\$234,956.77		
LIABILITIES				
Debit Balance				
Short Market Value				
NET PORTFOLIO VALUE	\$238,374.03	\$234,956.77		
CASH FLOW				
Opening Cash/Money Accounts				\$17,231.75
CREDITS				
Funds Received				
Electronic Transfers				
Other Credits				
Subtotal				
DEBITS				
Electronic Transfers				
Other Debits			(1,500.00)	(11,875.00)
ML Trust Fees			(250.00)	(1,000.00)
Non ML Trust Fees				
Bill Payment				
Subtotal			(\$1,750.00)	(\$12,875.00)
Net Cash Flow			(\$1,750.00)	(\$12,875.00)
Dividends/Interest Income			1,092.58	5,849.26
Security Purchases/Debits				(20,000.00)
Security Sales/Credits				16,431.63
Closing Cash/Money Accounts			\$16,574.33	
Securities You Transferred In/Out				

Merrill Lynch Wealth Management makes available products and services offered by Merrill Lynch, Pierce, Fenner & Smith Incorporated (MLPF&S) and other subsidiaries of Bank of America Corporation. MLPF&S is a registered broker-dealer, Member Securities Investor Protection Corporation (SIPC) and a wholly owned subsidiary of Bank of America Corporation. Investment products: Are Not FDIC Insured Are Not Bank Guaranteed May Lose Value

YOUR TRUST MANAGEMENT ACCOUNT STATEMENT OF PRINCIPAL INVESTMENTS

December 01, 2012 - December 31, 2012

CASH/MONEY ACCOUNTS Description	Quantity	Total Cost Basis	Estimated Market Price	Estimated Market Value	Estimated Annual Income	Est. Annual Yield%
CASH	0.17	0.17		.17		
BIF MONEY FUND	15,551.00	15,551.00	1.0000	15,551.00	6	.04
TOTAL		15,551.17		15,551.17	6	.04

EQUITIES Description	Symbol	Acquired	Quantity	Unit Cost Basis	Total Cost Basis	Estimated Market Price	Estimated Market Value	Unrealized Gain/(Loss)/Annual Income	Estimated Current Yield%
BANK OF AMERICA CORP	BAC	12/27/07	200	42.7555	8,551.11	11.6100	2,322.00	(6,229.11)	8 .34
		10/12/09	200	18.5096	3,701.93	11.6100	2,322.00	(1,379.93)	8 .34
Subtotal			400		12,253.04		4,644.00	(7,609.04)	16 .34
BP PLC	BP	12/27/68	36	2.8744	103.48	41.6400	1,499.04	1,395.56	78 5.18
		12/31/97	264	5.7575	1,520.00	41.6400	10,992.96	9,472.96	571 5.18
Subtotal			300		1,623.48		12,492.00	10,868.52	649 5.18
CHEVRON CORP	CVX	03/30/96	120	28.0625	3,367.50	108.1400	12,976.80	9,609.30	432 3.32
CISCO SYSTEMS INC COM	CSCO	01/28/98	300	10.1209	3,036.28	19.6494	5,894.82	2,858.54	168 2.85
COLONY FINANCIAL INC	CLNY	04/21/11	350	18.9865	6,645.28	19.5000	6,825.00	179.72	490 7.17
DUKE ENERGY CORP NEW	DUK	03/30/96	166	44.0183	7,307.04	63.8000	10,590.80	3,283.76	508 4.79
		03/30/96	33	44.0181	1,452.60	63.8000	2,105.40	652.80	101 4.79
(.9998 FRACTIONAL SHARE)		03/30/96		44.0188	44.01	63.8000	63.79	19.78	4 4.79
(.0002 FRACTIONAL SHARE)		N/A		N/A	N/A	63.8000	.01		4.79
Subtotal			200		8,803.65		12,760.00	3,956.34	613 4.79
E M C CORPORATION MASS	EMC	01/28/98	500	7.3598	3,679.92	25.3000	12,650.00	8,970.08	
EXXON MOBIL CORP COM	XOM	03/30/96	75	21.9454	1,645.91	86.5500	6,491.25	4,845.34	171 2.63
		03/30/96	100	21.9454	2,194.54	86.5500	8,655.00	6,460.46	228 2.63
Subtotal			175		3,840.45		15,146.25	11,305.80	399 2.63

LIGHTWORKER FOUNDATION

YOUR TRUST MANAGEMENT ACCOUNT STATEMENT OF PRINCIPAL INVESTMENTS

December 01, 2012 - December 31, 2012

EQUITIES (continued) Description	Symbol	Acquired	Quantity	Unit Cost Basis	Total Cost Basis	Estimated Market Price	Estimated Market Value	Unrealized Gain/(Loss)	Annual Income	Estimated Current Yield%
JPMORGAN CHASE & CO	JPM	01/28/98 06/07/01	45 200	38.4746 45.6688	1,731.36 9,133.77	43.9691 43.9691	1,978.61 8,793.82	247.25 (339.95)	54	2.72
Subtotal			245		10,865.13		10,772.43	(92.70)	294	2.72
KINDER MORGAN INC. DEL	KMI	12/27/68 01/12/00	166 1	7.1781 22.2900	1,191.57 22.29	35.3300 35.3300	5,864.78 35.33	4,673.21 13.04	240	4.07
Subtotal			167		1,213.86		5,900.11	4,666.25	242	4.07
ORACLE CORP \$0.01 DEL	ORCL	01/28/98	400	3.4923	1,396.92	33.3200	13,328.00	11,931.08	96	.72
SPECTRA ENERGY CORP	SE	03/30/96 03/30/96	250 50	21.1544 21.1544	5,288.61 1,057.72	27.3800 27.3800	6,845.00 1,369.00	1,556.39 311.28	305	4.45
Subtotal			300		6,346.33		8,214.00	1,867.67	366	4.45
WTOS 17KINDER MORGAN WI USD	KMIWS	12/27/68 01/12/00	253 2	0.4258 0.9900	107.73 1.98	3.7800 3.7800	956.34 7.56	848.61 5.58		
(.2662 FRACTIONAL SHARE)		01/12/00		1.3148	0.35	3.7800	1.01	.66		
(.7338 FRACTIONAL SHARE)		N/A		N/A	N/A	3.7800	2.77			
Subtotal			256		110.06		967.68	854.85		
TOTAL					63,181.90		122,571.09	59,386.41	3,765	3.07

RESEARCH RATINGS

Security	Symbol	BofAML Research	Morningstar	S&P
BP PLC SPON ADR	BP	Buy (C17)	Hold	Hold
CHEVRON CORP	CVX	Neutral (A27)	Buy	Buy
CISCO SYSTEMS INC COM	CSCO	Buy (B17)	Buy	Buy
DUKE ENERGY CORP NEW	DUK	N/A	Hold	Hold
E M C CORPORATION MASS	EMC	Buy (C19)	Buy	Buy
EXXON MOBIL CORP COM	XOM	Buy (A17)	Buy	Buy
JPMORGAN CHASE & CO	JPM	Buy (B17)	Hold	Buy

+

LIGHTWORKER FOUNDATION

YOUR TRUST MANAGEMENT ACCOUNT STATEMENT OF PRINCIPAL INVESTMENTS

December 01, 2012 - December 31, 2012

RESEARCH RATINGS (continued)

Security	Symbol	BofAML Research	Morningstar	S&P
KINDER MORGAN INC. DEL	KMI	Neutral (C27)	Hold	Buy
ORACLE CORP \$0.01 DEL	ORCL	Buy (B17)	Buy	Hold
SPECTRA ENERGY CORP	SE	Buy (B17)	Buy	Buy

PLEASE REFER TO THE BACK OF YOUR STATEMENT FOR A GUIDE TO BofAML AND THIRD PARTY RESEARCH RATINGS.

MUTUAL FUNDS/CLOSED END FUNDS/UIT Description	Quantity	Total Cost Basis	Estimated Market Price	Estimated Market Value	Unrealized Gain/(Loss)	Total Client Investment	Cumulative Investment Return (\$)	Estimated Annual Current Income Yield%
BLACKROCK LATIN AMERICA FD INC C	291	4,120.57	55.6900	16,205.79	12,085.22	4,120	12,085	91 .55
SYMBOL: MCLTX Initial Purchase: 02/02/98 Equity 100%								
.9030 Fractional Share		50.35	55.6900	50.29	(0.06)			1 .55
BLACKROCK GLOBAL ALLOCATION FD INC C	1,500	24,990.00	18.3800	27,570.00	2,580.00	24,990	2,580	147 .53
SYMBOL: MCLOX Initial Purchase: 10/12/09 Fixed Income 28% Equity 72%								
.7630 Fractional Share		12.57	18.3800	14.02	1.45			1 .53
JP MORGAN INCOME BUILDER FUND CL C	4,062	36,996.91	9.8300	39,929.46	2,932.55	36,996	2,932	1,759 4.40
SYMBOL: JNBXC Initial Purchase: 11/30/10 Fixed Income 62% Equity 38%								
.3030 Fractional Share		2.80	9.8300	2.98	.18			1 4.40
LORD ABBETT SHORT	3,239	14,996.22	4.6800	15,158.52	162.30	14,996	162	509 3.35

+

LIGHTWORKER FOUNDATION

YOUR TRUST MANAGEMENT ACCOUNT STATEMENT OF PRINCIPAL INVESTMENTS

December 01, 2012 - December 31, 2012

MUTUAL FUNDS/CLOSED END FUNDS/UIT Description	(continued) Quantity	Total Cost Basis	Estimated Market Price	Estimated Market Value	Unrealized Gain/(Loss)	Total Client Investment	Cumulative Investment Return (\$)	Estimated Annual Current Income	Yield%
DURATION INCOME FUND C									
SYMBOL: LDLAX	Initial Purchase: 03/15/12								
Fixed Income 100%		3.43	4.6800	3.47	.04				1 3.35
.7410 Fractional Share									
Subtotal (Fixed Income)				47,643.63					
Subtotal (Equities)		81,172.85		98,934.53	17,761.68		17,759	2,510	2.54
TOTAL PRINCIPAL INVESTMENTS		159,905.92		237,056.79	77,148.09			6,281	2.65

Total Client Investment: Cost of shares directly purchased and still held. Does not include shares purchased through reinvestment.

Cumulative Investment Return: Estimated Market Value minus Total Client Investment.

Market Timing: Merrill Lynch's policies prohibit mutual fund market timing, which involves the purchase and sale of mutual fund shares within short periods of time with the intention of capturing short-term profits resulting from market volatility. Market timing may result in lower returns for long-term fund shareholders because market timers capture short-term gains that would otherwise pass to all shareholders and due to increased transaction costs and fewer assets for investment due to the need to retain cash to satisfy redemptions.

Unrealized Gain or (Loss): Estimated Market Value minus Total Cost Basis (total cost of shares directly purchased and still held, as well as cost of shares acquired through reinvestment). Provided for Tax Planning purposes only and is not applicable to retirement accounts.

Initial Purchase: Date of your initial investment in this fund.

Total values exclude N/A items

YOUR TRUST MANAGEMENT ACCOUNT STATEMENT OF INCOME INVESTMENTS

CASH/MONEY ACCOUNTS Description	Quantity	Total Cost Basis	Estimated Market Price	Estimated Market Value	Estimated Annual Income	Est. Annual Yield%
CASH	39.16	39.16		39.16		
BIF MONEY FUND	984.00	984.00	1.0000	984.00		.04
TOTAL		1,023.16		1,023.16		.04

+

LIGHTWORKER FOUNDATION

YOUR TRUST MANAGEMENT ACCOUNT STATEMENT OF INCOME INVESTMENTS December 01, 2012 - December 31, 2012

MUTUAL FUNDS/CLOSED END FUNDS/UIT Description	Quantity	Total Cost Basis	Estimated Market Price	Estimated Market Value	Unrealized Gain/(Loss)	Total Client Investment	Cumulative Investment Return(\$)	Estimated Annual Current Income	Current Yield%
BLACKROCK GLOBAL ALLOCATION FD INC C	16	265.60	18.3800	294.08	28.48	N/A	294	2	.53
SYMBOL: MCLOX Initial Purchase:12/21/09 Fixed Income 28% Equity 72%									
Subtotal (Fixed Income)				82.34					
Subtotal (Equities)				211.74					
TOTAL		265.60		294.08	28.48		294	2	.68
TOTAL INCOME INVESTMENTS		1,288.76		1,317.24	28.48			2	.18

Total Client Investment: Cost of shares directly purchased and still held. Does not include shares purchased through reinvestment. Does not apply to income investments "denoted by 'N/A'".

Cumulative Investment Return: Estimated Market Value minus Total Client Investment.

Cumulative Investment Return: is the dollar value of the capital appreciation (depreciation) of all shares purchased and still held, including shares acquired through reinvestment of dividends and distributions, which may be greater or less than the actual income distributed.

Market Timing: Merrill Lynch's policies prohibit mutual fund market timing, which involves the purchase and sale of mutual fund shares within short periods of time with the intention of capturing short-term profits resulting from market volatility. Market timing may result in lower returns for long-term fund shareholders because market timers capture short-term gains that would otherwise pass to all shareholders and due to increased transaction costs and fewer assets for investment due to the need to retain cash to satisfy redemptions.

LONG PORTFOLIO	Adjusted/Total Cost Basis	Estimated Market Value	Unrealized Gain/(Loss)	Estimated Accrued Interest	Estimated Annual Income	Current Yield%
TOTAL PRINCIPAL/INCOME INVESTMENTS	161,194.68	238,374.03	77,176.57		6,284	2.64

YOUR TRUST MANAGEMENT ACCOUNT TRANSACTIONS

DIVIDENDS/INTEREST INCOME TRANSACTIONS			Income		
Date	Transaction Type	Quantity	Cash	Principal	Year To Date
Subtotal (Tax-Exempt Dividends)					274.24

+