



See a Social Security Number? Say Something!
Report Privacy Problems to <https://public.resource.org/privacy>
Or call the IRS Identity Theft Hotline at 1-800-908-4490



Form 990-PF

Department of the Treasury
Internal Revenue Service

Return of Private Foundation
or Section 4947(a)(1) Nonexempt Charitable Trust
Treated as a Private Foundation

Note. The foundation may be able to use a copy of this return to satisfy state reporting requirements

OMB No 1545-0052

2012

Open to Public Inspection

For calendar year 2012, or tax year beginning 01-01-2012 , and ending 12-31-2012

Name of foundation The Taylor Foundation Inc		A Employer identification number 52-6056357	
Number and street (or P O box number if mail is not delivered to street address) PO Box 396		B Telephone number (see instructions) (410) 465-3500	
City or town, state, and ZIP code Ellicott City, MD 21041		C If exemption application is pending, check here <input type="checkbox"/>	
G Check all that apply <input type="checkbox"/> Initial return <input type="checkbox"/> Final return <input type="checkbox"/> Address change		D 1. Foreign organizations, check here <input type="checkbox"/> 2. Foreign organizations meeting the 85% test, check here and attach computation <input type="checkbox"/>	
H Check type of organization <input checked="" type="checkbox"/> Section 501(c)(3) exempt private foundation <input type="checkbox"/> Section 4947(a)(1) nonexempt charitable trust <input type="checkbox"/> Other taxable private foundation		E If private foundation status was terminated under section 507(b)(1)(A), check here <input type="checkbox"/>	
I Fair market value of all assets at end of year (from Part II, col. (c), line 16) \$ 2,890,431	J Accounting method <input checked="" type="checkbox"/> Cash <input type="checkbox"/> Accrual <input type="checkbox"/> Other (specify) (Part I, column (d) must be on cash basis.)	F If the foundation is in a 60-month termination under section 507(b)(1)(B), check here <input type="checkbox"/>	

Part I Analysis of Revenue and Expenses (The total of amounts in columns (b), (c), and (d) may not necessarily equal the amounts in column (a) (see instructions))		(a) Revenue and expenses per books	(b) Net investment income	(c) Adjusted net income	(d) Disbursements for charitable purposes (cash basis only)
Revenue	1 Contributions, gifts, grants, etc , received (attach schedule)				
	2 Check <input checked="" type="checkbox"/> if the foundation is not required to attach Sch B				
	3 Interest on savings and temporary cash investments				
	4 Dividends and interest from securities.	56,489	56,489	56,489	
	5a Gross rents				
	b Net rental income or (loss) _____				
	6a Net gain or (loss) from sale of assets not on line 10	-1,657			
	b Gross sales price for all assets on line 6a _____ 506,302				
	7 Capital gain net income (from Part IV , line 2)				
	8 Net short-term capital gain				
	9 Income modifications				
	10a Gross sales less returns and allowances				
Operating and Administrative Expenses	b Less Cost of goods sold				
	c Gross profit or (loss) (attach schedule)				
	11 Other income (attach schedule)	66			
	12 Total. Add lines 1 through 11	54,898	56,489	56,489	
	13 Compensation of officers, directors, trustees, etc				
	14 Other employee salaries and wages				
	15 Pension plans, employee benefits				
	16a Legal fees (attach schedule)				
	b Accounting fees (attach schedule)	3,500			
	c Other professional fees (attach schedule)	4,373			
	17 Interest				
	18 Taxes (attach schedule) (see instructions)	62			
	19 Depreciation (attach schedule) and depletion				
	20 Occupancy				
	21 Travel, conferences, and meetings				
	22 Printing and publications				
	23 Other expenses (attach schedule)				
	24 Total operating and administrative expenses. Add lines 13 through 23	7,935	0		0
	25 Contributions, gifts, grants paid	136,380			136,380
	26 Total expenses and disbursements. Add lines 24 and 25	144,315	0		136,380
	27 Subtract line 26 from line 12				
	a Excess of revenue over expenses and disbursements	-89,417			
	b Net investment income (if negative, enter -0-)		56,489		
	c Adjusted net income (if negative, enter -0-)			56,489	

Part II Balance Sheets		Attached schedules and amounts in the description column should be for end-of-year amounts only (See instructions)	Beginning of year	End of year	
			(a) Book Value	(b) Book Value	(c) Fair Market Value
Assets	1	Cash—non-interest-bearing	1,237,248	1,506,373	1,506,373
	2	Savings and temporary cash investments	6,472	4,789	4,789
	3	Accounts receivable ▶ _____ Less allowance for doubtful accounts ▶ _____			
	4	Pledges receivable ▶ _____ Less allowance for doubtful accounts ▶ _____			
	5	Grants receivable			
	6	Receivables due from officers, directors, trustees, and other disqualified persons (attach schedule) (see page 15 of the instructions)			
	7	Other notes and loans receivable (attach schedule) ▶ 201,371 Less allowance for doubtful accounts ▶ _____	117,113	201,371	201,371
	8	Inventories for sale or use			
	9	Prepaid expenses and deferred charges			
	10a	Investments—U S and state government obligations (attach schedule)			
	b	Investments—corporate stock (attach schedule)	365,973	376,758	448,615
	c	Investments—corporate bonds (attach schedule).			
	11	Investments—land, buildings, and equipment basis ▶ _____ Less accumulated depreciation (attach schedule) ▶ _____			
	12	Investments—mortgage loans			
	13	Investments—other (attach schedule)	1,188,437	736,534	729,283
	14	Land, buildings, and equipment basis ▶ _____ Less accumulated depreciation (attach schedule) ▶ _____			
Liabilities	15	Other assets (describe ▶ _____)		1	
	16	Total assets (to be completed by all filers—see the instructions Also, see page 1, item I)	2,915,243	2,825,826	2,890,431
	17	Accounts payable and accrued expenses			
	18	Grants payable			
	19	Deferred revenue			
	20	Loans from officers, directors, trustees, and other disqualified persons			
	21	Mortgages and other notes payable (attach schedule)			
	22	Other liabilities (describe ▶ _____)			
	23	Total liabilities (add lines 17 through 22)		0	
Net Assets or Fund Balances		Foundations that follow SFAS 117, check here ▶ <input type="checkbox"/> and complete lines 24 through 26 and lines 30 and 31.			
	24	Unrestricted			
	25	Temporarily restricted			
	26	Permanently restricted			
		Foundations that do not follow SFAS 117, check here ▶ <input checked="" type="checkbox"/> and complete lines 27 through 31.			
	27	Capital stock, trust principal, or current funds			
	28	Paid-in or capital surplus, or land, bldg , and equipment fund			
	29	Retained earnings, accumulated income, endowment, or other funds	2,915,243	2,825,826	
	30	Total net assets or fund balances (see page 17 of the instructions)	2,915,243	2,825,826	
	31	Total liabilities and net assets/fund balances (see page 17 of the instructions)	2,915,243	2,825,826	

Part III Analysis of Changes in Net Assets or Fund Balances

1	Total net assets or fund balances at beginning of year—Part II, column (a), line 30 (must agree with end-of-year figure reported on prior year’s return)	1	2,915,243
2	Enter amount from Part I, line 27a	2	-89,417
3	Other increases not included in line 2 (itemize) ▶ _____	3	
4	Add lines 1, 2, and 3	4	2,825,826
5	Decreases not included in line 2 (itemize) ▶ _____	5	
6	Total net assets or fund balances at end of year (line 4 minus line 5)—Part II, column (b), line 30	6	2,825,826

Part IV

Capital Gains and Losses for Tax on Investment Income

(a) List and describe the kind(s) of property sold (e g , real estate, 2-story brick warehouse, or common stock, 200 shs MLC Co)		(b) How acquired P—Purchase D—Donation	(c) Date acquired (mo , day, yr)	(d) Date sold (mo , day, yr)
1a	See Additional Data Table			
b				
c				
d				
e				

(e) Gross sales price	(f) Depreciation allowed (or allowable)	(g) Cost or other basis plus expense of sale	(h) Gain or (loss) (e) plus (f) minus (g)
a	See Additional Data Table		
b			
c			
d			
e			

Complete only for assets showing gain in column (h) and owned by the foundation on 12/31/69			(l) Gains (Col (h) gain minus col (k), but not less than -0-) or Losses (from col (h))
(i) F M V as of 12/31/69	(j) Adjusted basis as of 12/31/69	(k) Excess of col (i) over col (j), if any	
a	See Additional Data Table		
b			
c			
d			
e			

2	Capital gain net income or (net capital loss)	{ If gain, also enter in Part I, line 7 If (loss), enter -0- in Part I, line 7 }	2	-1,657
3	Net short-term capital gain or (loss) as defined in sections 1222(5) and (6) If gain, also enter in Part I, line 8, column (c) (see instructions) If (loss), enter -0- in Part I, line 8		3	-1,657

Part V

Qualification Under Section 4940(e) for Reduced Tax on Net Investment Income

(For optional use by domestic private foundations subject to the section 4940(a) tax on net investment income)

If section 4940(d)(2) applies, leave this part blank

Was the foundation liable for the section 4942 tax on the distributable amount of any year in the base period? ☐ Yes ☒ No
If "Yes," the foundation does not qualify under section 4940(e) Do not complete this part

1 Enter the appropriate amount in each column for each year, see page 18 of the instructions before making any entries			
(a) Base period years Calendar year (or tax year beginning in)	(b) Adjusted qualifying distributions	(c) Net value of noncharitable-use assets	(d) Distribution ratio (col (b) divided by col (c))
2011	211,162	2,969,786	0 07110
2010	167,110	2,922,009	0 05719
2009	347,403	2,817,297	0 12331
2008	380,176	3,194,360	0 11902
2007	141,380	3,558,885	0 03973

2	Total of line 1, column (d).	2	0 41035
3	Average distribution ratio for the 5-year base period—divide the total on line 2 by 5, or by the number of years the foundation has been in existence if less than 5 years	3	0 08207
4	Enter the net value of noncharitable-use assets for 2012 from Part X, line 5.	4	2,715,619
5	Multiply line 4 by line 3.	5	222,868
6	Enter 1% of net investment income (1% of Part I, line 27b).	6	565
7	Add lines 5 and 6.	7	223,433
8	Enter qualifying distributions from Part XII, line 4. If line 8 is equal to or greater than line 7, check the box in Part VI, line 1b, and complete that part using a 1% tax rate See the Part VI instructions	8	136,380

Part VIExcise Tax Based on Investment Income (Section 4940(a), 4940(b), 4940(e), or 4948—see page 18 of the instructions)

1a		Exempt operating foundations described in section 4940(d)(2), check here <input type="checkbox"/> and enter "N/A" on line 1			
		Date of ruling or determination letter _____ (attach copy of letter if necessary—see instructions)			
b		Domestic foundations that meet the section 4940(e) requirements in Part V, check here <input type="checkbox"/> and enter 1% of Part I, line 27b		1	1,130
c		All other domestic foundations enter 2% of line 27b Exempt foreign organizations enter 4% of Part I, line 12, col (b)			
2		Tax under section 511 (domestic section 4947(a)(1) trusts and taxable foundations only Others enter -0-)		2	
3		Add lines 1 and 2.		3	1,130
4		Subtitle A (income) tax (domestic section 4947(a)(1) trusts and taxable foundations only Others enter -0-)		4	
5		Tax based on investment income. Subtract line 4 from line 3 If zero or less, enter -0-		5	1,130
6		Credits/Payments			
a		2012 estimated tax payments and 2011 overpayment credited to 2012	6a	6,492	
b		Exempt foreign organizations—tax withheld at source	6b		
c		Tax paid with application for extension of time to file (Form 8868)	6c		
d		Backup withholding erroneously withheld	6d		
7		Total credits and payments Add lines 6a through 6d.		7	6,492
8		Enter any penalty for underpayment of estimated tax Check here <input type="checkbox"/> if Form 2220 is attached		8	
9		Tax due. If the total of lines 5 and 8 is more than line 7, enter amount owed		9	
10		Overpayment. If line 7 is more than the total of lines 5 and 8, enter the amount overpaid.		10	5,362
11		Enter the amount of line 10 to be Credited to 2013 estimated tax <input type="checkbox"/> 5,362	Refunded <input type="checkbox"/>	11	

Part VII-AStatements Regarding Activities

1a	During the tax year, did the foundation attempt to influence any national, state, or local legislation or did it participate or intervene in any political campaign?		Yes	No
		1a		No
b	Did it spend more than \$100 during the year (either directly or indirectly) for political purposes (see page 19 of the instructions for definition)?			No
	If the answer is "Yes" to 1a or 1b, attach a detailed description of the activities and copies of any materials published or distributed by the foundation in connection with the activities.			
c	Did the foundation file Form 1120-POL for this year?.	1c		No
d	Enter the amount (if any) of tax on political expenditures (section 4955) imposed during the year (1) On the foundation <input type="checkbox"/> \$ _____ (2) On foundation managers <input type="checkbox"/> \$ _____			
e	Enter the reimbursement (if any) paid by the foundation during the year for political expenditure tax imposed on foundation managers <input type="checkbox"/> \$ _____			
2	Has the foundation engaged in any activities that have not previously been reported to the IRS?	2		No
	If "Yes," attach a detailed description of the activities.			
3	Has the foundation made any changes, not previously reported to the IRS, in its governing instrument, articles of incorporation, or bylaws, or other similar instruments? If "Yes," attach a conformed copy of the changes	3		No
4a	Did the foundation have unrelated business gross income of \$1,000 or more during the year?.	4a		No
b	If "Yes," has it filed a tax return on Form 990-T for this year?.	4b		No
5	Was there a liquidation, termination, dissolution, or substantial contraction during the year?	5		No
	If "Yes," attach the statement required by General Instruction T.			
6	Are the requirements of section 508(e) (relating to sections 4941 through 4945) satisfied either <ul style="list-style-type: none">By language in the governing instrument, orBy state legislation that effectively amends the governing instrument so that no mandatory directions that conflict with the state law remain in the governing instrument?	6	Yes	
7	Did the foundation have at least \$5,000 in assets at any time during the year? If "Yes," complete Part II, col (c), and Part XV	7	Yes	
8a	Enter the states to which the foundation reports or with which it is registered (see instructions) <input type="checkbox"/> _____			
b	If the answer is "Yes" to line 7, has the foundation furnished a copy of Form 990-PF to the Attorney General (or designate) of each state as required by General Instruction G? If "No," attach explanation .	8b	Yes	
9	Is the foundation claiming status as a private operating foundation within the meaning of section 4942(j)(3) or 4942(j)(5) for calendar year 2012 or the taxable year beginning in 2012 (see instructions for Part XIV)? If "Yes," complete Part XIV	9		No
10	Did any persons become substantial contributors during the tax year? If "Yes," attach a schedule listing their names and addresses	10		No

Part VII-A

Statements Regarding Activities *(continued)*

11	At any time during the year, did the foundation, directly or indirectly, own a controlled entity within the meaning of section 512(b)(13)? If "Yes," attach schedule (see instructions).	11		No
12	Did the foundation make a distribution to a donor advised fund over which the foundation or a disqualified person had advisory privileges? If "Yes," attach statement (see instructions)	12		No
13	Did the foundation comply with the public inspection requirements for its annual returns and exemption application?	13	Yes	
Website address ▶N/A				
14	The books are in care of ▶Bruce T Taylor MD Telephone no ▶(410) 465-3500 Located at ▶4100 College Avenue Ellicott City MD ZIP +4 ▶210410396			
15	Section 4947(a)(1) nonexempt charitable trusts filing Form 990-PF in lieu of Form 1041 —Check here ▶ <input type="checkbox"/> and enter the amount of tax-exempt interest received or accrued during the year ▶	15		
16	At any time during calendar year 2012, did the foundation have an interest in or a signature or other authority over a bank, securities, or other financial account in a foreign country?	16		No
See instructions for exceptions and filing requirements for Form TD F 90-22.1 If "Yes", enter the name of the foreign country ▶				

Part VII-B

Statements Regarding Activities for Which Form 4720 May Be Required

File Form 4720 if any item is checked in the "Yes" column, unless an exception applies.			Yes	No
1a	During the year did the foundation (either directly or indirectly) (1) Engage in the sale or exchange, or leasing of property with a disqualified person? <input type="checkbox"/> Yes <input checked="" type="checkbox"/> No (2) Borrow money from, lend money to, or otherwise extend credit to (or accept it from) a disqualified person?. <input type="checkbox"/> Yes <input checked="" type="checkbox"/> No (3) Furnish goods, services, or facilities to (or accept them from) a disqualified person? <input type="checkbox"/> Yes <input checked="" type="checkbox"/> No (4) Pay compensation to, or pay or reimburse the expenses of, a disqualified person? <input type="checkbox"/> Yes <input checked="" type="checkbox"/> No (5) Transfer any income or assets to a disqualified person (or make any of either available for the benefit or use of a disqualified person)?. <input type="checkbox"/> Yes <input checked="" type="checkbox"/> No (6) Agree to pay money or property to a government official? (Exception. Check "No" if the foundation agreed to make a grant to or to employ the official for a period after termination of government service, if terminating within 90 days). <input type="checkbox"/> Yes <input checked="" type="checkbox"/> No			
b	If any answer is "Yes" to 1a(1)–(6), did any of the acts fail to qualify under the exceptions described in Regulations section 53.4941(d)-3 or in a current notice regarding disaster assistance (see page 20 of the instructions)?. . . Organizations relying on a current notice regarding disaster assistance check here. ▶ <input type="checkbox"/>	1b		No
c	Did the foundation engage in a prior year in any of the acts described in 1a, other than excepted acts, that were not corrected before the first day of the tax year beginning in 2012?.	1c		No
2	Taxes on failure to distribute income (section 4942) (does not apply for years the foundation was a private operating foundation defined in section 4942(j)(3) or 4942(j)(5))			
a	At the end of tax year 2012, did the foundation have any undistributed income (lines 6d and 6e, Part XIII) for tax year(s) beginning before 2012?. <input type="checkbox"/> Yes <input checked="" type="checkbox"/> No If "Yes," list the years ▶ 20____, 20____, 20____, 20____			
b	Are there any years listed in 2a for which the foundation is not applying the provisions of section 4942(a)(2) (relating to incorrect valuation of assets) to the year's undistributed income? (If applying section 4942(a)(2) to all years listed, answer "No" and attach statement—see instructions).	2b		No
c	If the provisions of section 4942(a)(2) are being applied to any of the years listed in 2a, list the years here ▶ 20____, 20____, 20____, 20____			
3a	Did the foundation hold more than a 2% direct or indirect interest in any business enterprise at any time during the year?. <input type="checkbox"/> Yes <input checked="" type="checkbox"/> No			
b	If "Yes," did it have excess business holdings in 2012 as a result of (1) any purchase by the foundation or disqualified persons after May 26, 1969, (2) the lapse of the 5-year period (or longer period approved by the Commissioner under section 4943(c)(7)) to dispose of holdings acquired by gift or bequest, or (3) the lapse of the 10-, 15-, or 20-year first phase holding period? (<i>Use Schedule C, Form 4720, to determine if the foundation had excess business holdings in 2012.</i>).	3b		No
4a	Did the foundation invest during the year any amount in a manner that would jeopardize its charitable purposes?	4a		No
b	Did the foundation make any investment in a prior year (but after December 31, 1969) that could jeopardize its charitable purpose that had not been removed from jeopardy before the first day of the tax year beginning in 2012?	4b		No

Part VII-B

Statements Regarding Activities for Which Form 4720 May Be Required (continued)

5a During the year did the foundation pay or incur any amount to				
(1) Carry on propaganda, or otherwise attempt to influence legislation (section 4945(e))?		<input type="checkbox"/> Yes	<input checked="" type="checkbox"/> No	
(2) Influence the outcome of any specific public election (see section 4955), or to carry on, directly or indirectly, any voter registration drive?		<input type="checkbox"/> Yes	<input checked="" type="checkbox"/> No	
(3) Provide a grant to an individual for travel, study, or other similar purposes?		<input type="checkbox"/> Yes	<input checked="" type="checkbox"/> No	
(4) Provide a grant to an organization other than a charitable, etc , organization described in section 509(a)(1), (2), or (3), or section 4940(d)(2)? (see instructions).		<input type="checkbox"/> Yes	<input checked="" type="checkbox"/> No	
(5) Provide for any purpose other than religious, charitable, scientific, literary, or educational purposes, or for the prevention of cruelty to children or animals?		<input type="checkbox"/> Yes	<input checked="" type="checkbox"/> No	
b If any answer is "Yes" to 5a(1)–(5), did any of the transactions fail to qualify under the exceptions described in Regulations section 53.4945 or in a current notice regarding disaster assistance (see instructions)?		5b		No
Organizations relying on a current notice regarding disaster assistance check here.				
c If the answer is "Yes" to question 5a(4), does the foundation claim exemption from the tax because it maintained expenditure responsibility for the grant?				
If "Yes," attach the statement required by Regulations section 53.4945–5(d).				
6a Did the foundation, during the year, receive any funds, directly or indirectly, to pay premiums on a personal benefit contract?				
b Did the foundation, during the year, pay premiums, directly or indirectly, on a personal benefit contract?		6b		No
If "Yes" to 6b, file Form 8870.				
7a At any time during the tax year, was the foundation a party to a prohibited tax shelter transaction?				
b If yes, did the foundation receive any proceeds or have any net income attributable to the transaction?		7b		No

Part VIII

Information About Officers, Directors, Trustees, Foundation Managers, Highly Paid Employees, and Contractors

1 List all officers, directors, trustees, foundation managers and their compensation (see instructions).				
(a) Name and address	(b) Title, and average hours per week devoted to position	(c) Compensation (If not paid, enter -0-)	(d) Contributions to employee benefit plans and deferred compensation	(e) Expense account, other allowances
Bruce T Taylor MD	Secretary	0		
4100 College Avenue	0 00			
Ellicott City, MD 21041				
Irving J Taylor MD	President	0		
4100 College Avenue	0 00			
Ellicott City, MD 21041				
2 Compensation of five highest-paid employees (other than those included on line 1—see instructions). If none, enter "NONE."				
(a) Name and address of each employee paid more than \$50,000	(b) Title, and average hours per week devoted to position	(c) Compensation	(d) Contributions to employee benefit plans and deferred compensation	(e) Expense account, other allowances
NONE				
Total number of other employees paid over \$50,000.				

Part VIII

Information About Officers, Directors, Trustees, Foundation Managers, Highly Paid Employees, and Contractors (continued)

3 Five highest-paid independent contractors for professional services (see instructions). If none, enter "NONE".

(a) Name and address of each person paid more than \$50,000	(b) Type of service	(c) Compensation
NONE		

Total number of others receiving over \$50,000 for professional services.

Part IX-A

Summary of Direct Charitable Activities

List the foundation's four largest direct charitable activities during the tax year. Include relevant statistical information such as the number of organizations and other beneficiaries served, conferences convened, research papers produced, etc.

	Expenses
1	
2	
3	
4	

Part IX-B

Summary of Program-Related Investments (see instructions)

Describe the two largest program-related investments made by the foundation during the tax year on lines 1 and 2	Amount
1	
2	
All other program-related investments. See page 24 of the instructions.	
3	

Total. Add lines 1 through 3.

Part X

Minimum Investment Return (All domestic foundations must complete this part. Foreign foundations, see instructions.)

1	Fair market value of assets not used (or held for use) directly in carrying out charitable, etc , purposes		
a	Average monthly fair market value of securities.	1a	1,572,638
b	Average of monthly cash balances.	1b	1,184,336
c	Fair market value of all other assets (see instructions).	1c	0
d	Total (add lines 1a, b, and c).	1d	2,756,974
e	Reduction claimed for blockage or other factors reported on lines 1a and 1c (attach detailed explanation).	1e	0
2	Acquisition indebtedness applicable to line 1 assets.	2	
3	Subtract line 2 from line 1d.	3	2,756,974
4	Cash deemed held for charitable activities Enter 1 1/2% of line 3 (for greater amount, see instructions).	4	41,355
5	Net value of noncharitable-use assets. Subtract line 4 from line 3 Enter here and on Part V, line 4	5	2,715,619
6	Minimum investment return. Enter 5% of line 5.	6	135,781

Part XI

Distributable Amount (see instructions) (Section 4942(j)(3) and (j)(5) private operating foundations and certain foreign organizations check here ☐ and do not complete this part.)

1	Minimum investment return from Part X, line 6.	1	135,781
2a	Tax on investment income for 2012 from Part VI, line 5.	2a	1,130
b	Income tax for 2012 (This does not include the tax from Part VI).	2b	
c	Add lines 2a and 2b.	2c	1,130
3	Distributable amount before adjustments Subtract line 2c from line 1.	3	134,651
4	Recoveries of amounts treated as qualifying distributions.	4	
5	Add lines 3 and 4.	5	134,651
6	Deduction from distributable amount (see instructions).	6	
7	Distributable amount as adjusted Subtract line 6 from line 5 Enter here and on Part XIII, line 1.	7	134,651

Part XII

Qualifying Distributions (see instructions)

1	Amounts paid (including administrative expenses) to accomplish charitable, etc , purposes		
a	Expenses, contributions, gifts, etc —total from Part I, column (d), line 26.	1a	136,380
b	Program-related investments—total from Part IX-B.	1b	
2	Amounts paid to acquire assets used (or held for use) directly in carrying out charitable, etc , purposes.	2	
3	Amounts set aside for specific charitable projects that satisfy the		
a	Suitability test (prior IRS approval required).	3a	
b	Cash distribution test (attach the required schedule).	3b	
4	Qualifying distributions. Add lines 1a through 3b Enter here and on Part V, line 8, and Part XIII, line 4	4	136,380
5	Foundations that qualify under section 4940(e) for the reduced rate of tax on net investment income Enter 1% of Part I, line 27b (see instructions).	5	
6	Adjusted qualifying distributions. Subtract line 5 from line 4.	6	136,380
Note: The amount on line 6 will be used in Part V, column (b), in subsequent years when calculating whether the foundation qualifies for the section 4940(e) reduction of tax in those years			

Part XIII

Undistributed Income (see instructions)

	(a) Corpus	(b) Years prior to 2011	(c) 2011	(d) 2012
1 Distributable amount for 2012 from Part XI, line 7				134,651
2 Undistributed income, if any, as of the end of 2012				
a Enter amount for 2011 only.				
b Total for prior years 20____, 20____, 20____				
3 Excess distributions carryover, if any, to 2012				
a From 2007.				
b From 2008.	223,006			
c From 2009.	208,672			
d From 2010.	28,269			
e From 2011.	211,950			
f Total of lines 3a through e.	671,897			
4 Qualifying distributions for 2012 from Part XII, line 4 ▶ \$ 136,380				
a Applied to 2011, but not more than line 2a				
b Applied to undistributed income of prior years (Election required—see instructions).				
c Treated as distributions out of corpus (Election required—see instructions).	0			
d Applied to 2012 distributable amount.				134,651
e Remaining amount distributed out of corpus	1,729			
5 Excess distributions carryover applied to 2012 (If an amount appears in column (d), the same amount must be shown in column (a).)				
6 Enter the net total of each column as indicated below:				
a Corpus Add lines 3f, 4c, and 4e Subtract line 5	673,626			
b Prior years' undistributed income Subtract line 4b from line 2b.				
c Enter the amount of prior years' undistributed income for which a notice of deficiency has been issued, or on which the section 4942(a) tax has been previously assessed.				
d Subtract line 6c from line 6b Taxable amount—see instructions				
e Undistributed income for 2011 Subtract line 4a from line 2a Taxable amount—see instructions				
f Undistributed income for 2012 Subtract lines 4d and 5 from line 1 This amount must be distributed in 2013.				0
7 Amounts treated as distributions out of corpus to satisfy requirements imposed by section 170(b)(1)(F) or 4942(g)(3) (see instructions).				
8 Excess distributions carryover from 2007 not applied on line 5 or line 7 (see instructions). . .				
9 Excess distributions carryover to 2013. Subtract lines 7 and 8 from line 6a.	673,626			
10 Analysis of line 9				
a Excess from 2008. . . .	223,006			
b Excess from 2009. . . .	208,672			
c Excess from 2010. . . .	28,269			
d Excess from 2011. . . .	211,950			
e Excess from 2012. . . .	1,729			

Part XIVPrivate Operating Foundations (see instructions and Part VII-A, question 9)

1a

If the foundation has received a ruling or determination letter that it is a private operating foundation, and the ruling is effective for 2012, enter the date of the ruling.

b

Check box to indicate whether the organization is a private operating foundation described in section 4942(j)(3) or 4942(j)(5)

☐ 4942(j)(3) or ☐ 4942(j)(5)

2a	Enter the lesser of the adjusted net income from Part I or the minimum investment return from Part X for each year listed.	Tax year	Prior 3 years			(e) Total
		(a) 2012	(b) 2011	(c) 2010	(d) 2009	
b	85% of line 2a					
c	Qualifying distributions from Part XII, line 4 for each year listed.					
d	Amounts included in line 2c not used directly for active conduct of exempt activities.					
e	Qualifying distributions made directly for active conduct of exempt activities. Subtract line 2d from line 2c.					
3	Complete 3a, b, or c for the alternative test relied upon					
a	"Assets" alternative test—enter					
	(1) Value of all assets					
	(2) Value of assets qualifying under section 4942(j)(3)(B)(i)					
b	"Endowment" alternative test— enter 2/3 of minimum investment return shown in Part X, line 6 for each year listed.					
c	"Support" alternative test—enter					
	(1) Total support other than gross investment income (interest, dividends, rents, payments on securities loans (section 512(a)(5)), or royalties).					
	(2) Support from general public and 5 or more exempt organizations as provided in section 4942(j)(3)(B)(iii).					
	(3) Largest amount of support from an exempt organization					
	(4) Gross investment income					

Part XVSupplementary Information (Complete this part only if the organization had \$5,000 or more in assets at any time during the year—see instructions.)

1

Information Regarding Foundation Managers:

a

List any managers of the foundation who have contributed more than 2% of the total contributions received by the foundation before the close of any tax year (but only if they have contributed more than \$5,000) (See section 507(d)(2))

b

List any managers of the foundation who own 10% or more of the stock of a corporation (or an equally large portion of the ownership of a partnership or other entity) of which the foundation has a 10% or greater interest

2

Information Regarding Contribution, Grant, Gift, Loan, Scholarship, etc., Programs:

Check here ☒ if the foundation only makes contributions to preselected charitable organizations and does not accept unsolicited requests for funds. If the foundation makes gifts, grants, etc. (see instructions) to individuals or organizations under other conditions, complete items 2a, b, c, and d.

a

The name, address, and telephone number of the person to whom applications should be addressed

b

The form in which applications should be submitted and information and materials they should include

c

Any submission deadlines

d

Any restrictions or limitations on awards, such as by geographical areas, charitable fields, kinds of institutions, or other factors

3 Grants and Contributions Paid During the Year or Approved for Future Payment

Form **990-PF** (2012)

Enter gross amounts unless otherwise indicated	Unrelated business income		Excluded by section 512, 513, or 514		(e) Related or exempt function income (See instructions)
	(a) Business code	(b) Amount	(c) Exclusion code	(d) Amount	
1 Program service revenue					
a _____					
b _____					
c _____					
d _____					
e _____					
f _____					
g Fees and contracts from government agencies					
2 Membership dues and assessments. . . .					
3 Interest on savings and temporary cash investments					
4 Dividends and interest from securities. . . .			14	56,489	
5 Net rental income or (loss) from real estate					
a Debt-financed property.					
b Not debt-financed property.					
6 Net rental income or (loss) from personal property					
7 Other investment income.			14	66	
8 Gain or (loss) from sales of assets other than inventory			18	-1,657	
9 Net income or (loss) from special events					
10 Gross profit or (loss) from sales of inventory. .					
11 Other revenue a _____					
b _____					
c _____					
d _____					
e _____					
12 Subtotal. Add columns (b), (d), and (e). .				54,898	
13 Total. Add line 12, columns (b), (d), and (e).			13		54,898

[illegible]

1 Did the organization directly or indirectly engage in any of the following with any other organization described in section 501(c) of the Code (other than section 501(c)(3) organizations) or in section 527, relating to political organizations?		Yes	No
a Transfers from the reporting foundation to a noncharitable exempt organization of			
(1) Cash.	1a(1)		No
(2) Other assets.	1a(2)		No
b Other transactions			
(1) Sales of assets to a noncharitable exempt organization.	1b(1)		No
(2) Purchases of assets from a noncharitable exempt organization.	1b(2)		No
(3) Rental of facilities, equipment, or other assets.	1b(3)		No
(4) Reimbursement arrangements.	1b(4)		No
(5) Loans or loan guarantees.	1b(5)		No
(6) Performance of services or membership or fundraising solicitations.	1b(6)		No
c Sharing of facilities, equipment, mailing lists, other assets, or paid employees.	1c		No
d If the answer to any of the above is "Yes," complete the following schedule. Column (b) should always show the fair market value of the goods, other assets, or services given by the reporting foundation. If the foundation received less than fair market value in any transaction or sharing arrangement, show in column (d) the value of the goods, other assets, or services received			

[illegible]

2a Is the foundation directly or indirectly affiliated with, or related to, one or more tax-exempt organizations described in section 501(c) of the Code (other than section 501(c)(3)) or in section 527? . . . ☐ Yes ☒ No

b If "Yes," complete the following schedule

(a) Name of organization	(b) Type of organization	(c) Description of relationship

**Sign
Here**

Under penalties of perjury, I declare that I have examined this return, including accompanying schedules and statements, and to the best of my knowledge and belief, it is true, correct, and complete. Declaration of preparer (other than taxpayer or fiduciary) is based on all information of which preparer has any knowledge.

*****		2013-05-20	*****	May the IRS discuss this return with the preparer shown below (see instr.)? <input checked="" type="checkbox"/> Yes <input type="checkbox"/> No
Signature of officer or trustee		Date	Title	

May the IRS discuss this return with the preparer shown below (see instr)? ☒ **Yes** ☐ **No**

**Paid
Preparer
Use
Only**

Paid Preparer Use Only	Print/Type preparer's name	Preparer's Signature	Date	Check if self-employed <input checked="checked" type="checkbox"/>	PTIN P00156924
	Paul B Feldman CPA	Paul B Feldman CPA			
	Firm's name <input type="checkbox"/>	RIVLIN LICHTER AND FELDMAN P C 300 REDLAND CT STE 212		Firm's EIN <input type="checkbox"/>	
	Firm's address <input type="checkbox"/>	OWINGS MILLS, MD 211173273		Phone no (410) 902-6120	

Form 990PF Part IV - Capital Gains and Losses for Tax on Investment Income - Columns a - d

(a) List and describe the kind(s) of property sold (e g , real estate, 2-story brick warehouse, or common stock, 200 shs MLC Co)	(b) How acquired P—Purchase D—Donation	(c) Date acquired (mo , day, yr)	(d) Date sold (mo , day, yr)
2,797 985 Capital Income Builder Fund	P	2011-12-31	2012-12-12
27,006 173 Bond Fund of America	P	2011-12-31	2012-12-12
20 Qualcomm Inc	P	2011-08-19	2012-04-19
38 Owens & Minor Inc	P	2011-09-30	2012-01-11
62 Owens & Minor Inc	P	2011-09-09	2012-01-11
77 Owens & Minor Inc	P	2011-08-19	2012-01-11
2858 Commerce Bancshares Inc	P	2012-12-17	2012-12-17
785 Brown-Foreman Corp CL B	P	2012-08-13	2012-08-13

Form 990PF Part IV - Capital Gains and Losses for Tax on Investment Income - Columns e - h

(e) Gross sales price	(f) Depreciation allowed (or allowable)	(g) Cost or other basis plus expense of sale	(h) Gain or (loss) (e) plus (f) minus (g)
150,000		150,401	-401
350,000		351,631	-1,631
1,279		955	324
1,066		1,101	-35
1,739		1,760	-21
2,160		2,111	49
10			10
48			48

Form 990PF Part IV - Capital Gains and Losses for Tax on Investment Income - Columns i - l

Complete only for assets showing gain in column (h) and owned by the foundation on 12/31/69			(l) Gains (Col (h) gain minus col (k), but not less than -0-) or Losses (from col (h))
(i) F M V as of 12/31/69	(j) Adjusted basis as of 12/31/69	(k) Excess of col (i) over col (j), if any	
			-401
			-1,631
			324
			-35
			-21
			49
			10
			48

TY 2012 Accounting Fees Schedule

Name: The Taylor Foundation Inc

EIN: 52-6056357

Software ID: 12000229

Software Version: 2012v2.0

Category	Amount	Net Investment Income	Adjusted Net Income	Disbursements for Charitable Purposes
Rivlin, Lichter & Feldman, P C	3,500	0	0	0

**TY 2012 Investments Corporate
Stock Schedule****Name:** The Taylor Foundation Inc**EIN:** 52-6056357**Software ID:** 12000229**Software Version:** 2012v2.0

Name of Stock	End of Year Book Value	End of Year Fair Market Value
Wells Fargo Investments - PDF Attached	376,758	448,615

TY 2012 Investments - Other Schedule**Name:** The Taylor Foundation Inc**EIN:** 52-6056357**Software ID:** 12000229**Software Version:** 2012v2.0

Category/ Item	Listed at Cost or FMV	Book Value	End of Year Fair Market Value
CRP Exempt Investors LLC	AT COST	37,501	37,501
State of Israel Bonds	AT COST	88,895	88,895
Histadrutt	AT COST	2,500	2,500
732.325 shs Amer Fd Bond Fond	AT COST	9,535	9,484
20,664.556 shs Amer Fd Income Fd	AT COST	376,344	373,202
4,125.478 shs Amer Fd Cap Income Builder	AT COST	221,759	217,701

TY 2012 Other Assets Schedule

Name: The Taylor Foundation Inc

EIN: 52-6056357

Software ID: 12000229

Software Version: 2012v2.0

Description	Beginning of Year - Book Value	End of Year - Book Value	End of Year - Fair Market Value
Rounding		1	

TY 2012 Other Income Schedule

Name: The Taylor Foundation Inc

EIN: 52-6056357

Software ID: 12000229

Software Version: 2012v2.0

Description	Revenue And Expenses Per Books	Net Investment Income	Adjusted Net Income
Other Investment Income	66		

Note: To capture the full content of this document, please select landscape mode (11" x 8.5") when printing.

TY 2012 Other Notes/Loans
Receivable Long Schedule

Name: The Taylor Foundation Inc

EIN: 52-6056357

Software ID: 12000229

Software Version: 2012v2.0

Borrower's Name	Relationship to Insider	Original Amount of Loan	Balance Due	Date of Note	Maturity Date	Repayment Terms	Interest Rate	Security Provided by Borrower	Purpose of Loan	Description of Lender Consideration	Consideration FMV
CRP Exempt Investors LLC	None	51,741	201,371	2010-11	1924-04	Interest first, then principal	1000 00 %	None	Real Estate Investment	Signed Note Receivable	

TY 2012 Other Professional Fees Schedule**Name:** The Taylor Foundation Inc**EIN:** 52-6056357**Software ID:** 12000229**Software Version:** 2012v2.0

Category	Amount	Net Investment Income	Adjusted Net Income	Disbursements for Charitable Purposes
Investment management fees	4,373	0	0	0

TY 2012 Taxes Schedule

Name: The Taylor Foundation Inc

EIN: 52-6056357

Software ID: 12000229

Software Version: 2012v2.0

Category	Amount	Net Investment Income	Adjusted Net Income	Disbursements for Charitable Purposes
Foreign Taxes Paid	62			

Taylor Foundation, Inc
Charitable Contributions
January through December 2012

EIN 52-6056357
Form 990PF, Year Ended 12/31/12
Part XV, Line 3a

Date	Num	Name	Name Address	Memo	Amount
02/06/2012	Contribution	Gilman School	5407 Roland Avenue Baltimore, MD 21210	Development Associate for Alumni & Parent Relations	\$ 2,000
02/21/2012	2012 Contribution	Health Volunteers Overseas	1900 L Street, NW #310 Washington, DC 20036	2012 Contribution	500
05/03/2012	2012 Contribution	ACHARAI	The Shoshana S. Cardin Leadership Development Institute 5750 Park Heights Ave 2nd Fl	Leadership Development Institute	1,000
05/04/2012	05 05 12	Howard County Iron Bridge Hounds	5300 Dorsey Hall Dr Suite 102 Ellicott City, MD 21042	2012 Howard Co Cup Races & Derby Day 05 05 12	5,000
05/09/2012	2012 Contribution	Maryland SPCA	3300 Falls Road Baltimore, MD 21211	2012 Maryland March for the Animals	250
05/24/2012	2012 Contribution	Gilman School	5407 Roland Avenue Baltimore, MD 21210	2012 Contribution	2,500
07/16/2012	2012 CRU Sponsor	Cystic Fibrosis Foundation	10626 York Road Suite A Cockeysville, MD 21030	2012 Howard County Wine Masters - CRU Sponsor	5,000
09/21/2012	CMCRC Fretz 2012	Howard Hospital Foundation	Attn: Anita Broccolino 10700 Charter Drive, Suite 250 Columbia, MD 21044	Sponsorship Donation Fretz Autumn Extravaganza - Claudia Mayer Cancer Resource Center	5,000
10/17/2012	2012 Donation	UMBF, Inc	100 North Greene Street Suite 600 Baltimore, MD 21201	Evening to Benefit Stem Cell Research Donation	1,000
12/21/2012	2012 Contribution	Theatre Aspen	110 E Hallam Street Ste 103 Aspen, CO 81611	2012 Contribution	250
12/21/2012	2012 Contribution	Aspen Sante Fe Ballet	0245 Sage Way Aspen, Colorado 81611	2012 Contribution	250
12/21/2012	2012 Contribution	ARC of Howard County	11735 Homewood Road Ellicott City, MD 21042	2012 Contribution	250
12/21/2012	2012 Contribution	Alzheimers Disease Research	22512 Gateway Center Dr P O Box 1950 Clarksburg, MD 20871-1950	2012 Contribution	150
12/21/2012	2012 Contribution	Arthritis Foundation DC	P O Box 96280 Washington, DC 20090-6280	2012 Contribution	200
12/21/2012	8652340	Associated Jewish Community	Jewish Community Federation of Baltimore 101 West Mount Royal Avenue Baltimore, MD 21201	2012 Contribution	10,000
12/21/2012	2012 Contribution	Chesapeake Bay Foundation	P O Box 17447 Baltimore, MD 21298-9104	2012 Contribution	250
12/21/2012	2012 Contribution	Crohn's & Colitis Foundation of America	National Processing Center P O Box 1245 Albert Lea, MN 56007-9918	2012 Contribution	100
12/21/2012	2012 Contribution	Columbia Festival of the Arts	5575 Sterrett Place Suite 280 Columbia, MD 21044	2012 Contribution	250
12/21/2012	2012 Contribution	Columbia Foundation	10630 Little Patuxent Pkwy Century Plaza, Suite 315 Columbia, MD 21044	2012 Contribution	250
12/21/2012	2012 Contribution	Columbia University Parents Fund	Engineering & Applied Science P O Box 1383 New York, NY 10277-1836	2012 Contribution	500
12/21/2012	2012 Contribution	Doctors Without Borders	P O Box 5022 Hagerstown, MD 21741-9804	2012 Contribution	100
12/21/2012	2012 Contribution	American Friends of Rambam Medical Center	521 Fifth Avenue, Suite 1731 New York, NY 10175	2012 Contribution	250
12/21/2012	2012 Contribution	Aspen Valley Ski & Snowboard Club	300 AVSC Drive Aspen, Colorado 81611	2012 Contribution	100
12/21/2012	2012 Contribution	B & O Railroad Museum	901 West Pratt Street Baltimore, MD 21223	2012 Contribution	100
12/21/2012	2012 Contribution	Community Action Council	6751 Columbia Gateway Drive, 2nd Floor Columbia, MD 21046	2012 Contribution	200
12/21/2012	2012 Contribution	Enoch Pratt Free Library	400 Cathedral Street Baltimore, MD 21298-3105	2012 Contribution	100
12/21/2012	2012 Contribution	Ellicott City Volunteer Fire Dept	P O Box 296 Ellicott City, MD 21041-0296	2012 Contribution	250
12/21/2012	2012 Contribution	Goucher College	1021 Dulaney Valley Road Baltimore, MD 21204-2794	2012 Contribution	360
12/21/2012	2012 L Taylor	Goucher College	1021 Dulaney Valley Road Baltimore, MD 21204-2794	Area of Greatest Need	800
12/21/2012	2012 L Taylor	Goucher College	1021 Dulaney Valley Road Baltimore, MD 21204-2794	Equestrian Program	900
12/21/2012	2012 L Taylor	Goucher College	1021 Dulaney Valley Road Baltimore, MD 21204-2794	Chemistry Dept	800
12/21/2012	2012 Contribution	Habitat for Humanity	P O Box 1729 Americus, GA 31709-1729	2012 Contribution	100
12/21/2012	2012 Contribution	Hadassah of Greater Baltimore	3723 Old Court Rd #205 Baltimore, MD 21208	2012 Contribution	1,000
12/21/2012	2012 Contribution	Howard County Conservancy	P O Box 175 Woodstock, MD 21163	2012 Contribution	250
12/21/2012	2012 Contribution	Howard County Historical Society	P O Box 109 Ellicott City, MD 21041-0109	2012 Contribution	250
12/21/2012	2012 Contribution	Haverford College	370 Lancaster Avenue Haverford, PA 19041-9989	2012 Contribution	500
12/21/2012	2012 Contribution	Jewish Recovery Houses	3723 Old Court Road, Suite 206 Pikesville, MD 21208	2012 Contribution	250
12/21/2012	9967387	Jewish Federation of Howard County	Century Plaza 1000, Suite 400 10630 Little Patuxent Parkway Columbia, MD 21044-3294	2012 Contribution	5,000
12/21/2012	2012 Contribution	Johns Hopkins Institutions	Office of Annual Giving P O Box 17073 Baltimore, MD 21297-0509	2012 Contribution	10,000
12/21/2012	2012 Contribution	Learning Ally	P O Box 2255 Princeton, NJ 08543-9937	2012 Contribution	100
12/21/2012	2012 Contribution	March of Dimes	Donor Service Center P O Box 2547 Decatur, IL 62525-2547	2012 Contribution	100
12/21/2012	2012 Contribution	Maryland Foundation for Psychiatry, Inc	1101 St Paul Street #305 Baltimore, MD 21202-6407	2012 Contribution	250
12/21/2012	2012 Contribution	Maryland Food Bank	P O Box 17369 Baltimore, MD 21227-1369	2012 Contribution	100
12/21/2012	2012 Contribution	Maryland Public Television	P O Box 13183 Baltimore, MD 21203-3183	2012 Contribution	200
12/21/2012	2012 Contribution	Maryland Science Center	601 Light Street Baltimore, MD 21230	2012 Contribution	250
12/21/2012	2012 Contribution	Howard Community College	10901 Little Patuxent Parkway Columbia, MD 21044-9958	2012 Contribution	10,000
12/21/2012	2012 Contribution	Snowmass-Wildcat Fire Protection District	Paramedic Scholarship Fund P O Box 6436 Snowmass Village, CO 81615	2012 Contribution	250
12/21/2012	2012 Contribution	Roland Park Country School	5204 Roland Avenue Baltimore, MD 21210	2012 Contribution	250
12/21/2012	2012 Contribution	Maryland Zoo	1876 Mansion House Drive Baltimore, MD 21217-9911	2012 Contribution	100
12/21/2012	2012 Contribution	Aspen Music Festival and School	2 Music School Road Aspen, CO 81611	2012 Contribution	250
12/21/2012	2012 Contribution	National Wildlife Federation	c/o Guardians of the Wild P O Box 1637 Merrifield, VA 22116-1637	2012 Contribution	100
12/21/2012	2012 Contribution	Odyssey School	3257 Bridle Ridge Lane Stevenson, MD 21153-2036	2012 Contribution	1,000

Taylor Foundation, Inc
Charitable Contributions
January through December 2012

EIN 52-6056357
Form 990PF, Year Ended 12/31/12
Part XV, Line 3a

Date	Num	Name	Name Address	Memo	Amount
12/21/2012	2012 Contribution	Oldfields School	1500 Glencoe Road Glencoe, MD 21152-9321	2012 Contribution	1,000
12/21/2012	2012 Contribution	Pro Bono Counseling Project	110 West Road Suite 202 Baltimore, MD 21204	2012 Contribution	100
12/21/2012	2012 Contribution	Princeton University	P O Box 5357 Prnceton, NJ 08543-5357	2012 Contribution	250
12/21/2012	2012 Contribution	Sheppard Pratt Health System	Office of Philanthropy 6501 N Charles Street P O Box 6815	Care for Kids Fund	5,000
12/24/2012	2012 Contribution	Campaign for Canton's Library - Enoch	Campaign for Canton's Library 400 Cathedral Street Baltimore, MD 21201	2012 Contribution	1,000
12/24/2012	2012 Contribution	Independence Pass Foundation	P O Box 1700 Aspen, Colorado 81612	2012 Contribution	100
12/24/2012	2012 Contribution	Ulman Cancer Fund for Young Adults	921 Eat Fort Avenue Suite 325 Baltimore, MD 21230	2012 Contribution	250
12/24/2012	2012 Contribution	World Wildlife Fund	1250 Twenty-Fourth St , N W P O Box 96555 Washington, DC 20077-7760	2012 Contribution	100
12/24/2012	2012 Contribution	WYPR	2216 N Charles Street Baltimore, MD 21218-5718	2012 Contribution	100
12/24/2012	2012 Contribution	WETA TV 26	P O Box 96100 Washington, DC 20077-7453	2012 Contribution	100
12/24/2012	2012 Contribution	Baltimore Zionist District	Beacham Square 3655-B Old Court Road #24 Owings Mills, MD 21208-3963	2012 Contribution	250
12/24/2012	2012 Contribution	Lifebridge Health Services	2401 W Belvedere Avenue Baltimore, MD 21215-5271	2012 Contribution	3,000
12/24/2012	2012 Contribution	Temple Oheb Shalom	7310 Park Heights Ave Baltimore, MD 21208-5491	2012 Contribution	40,000
12/24/2012	2012 Contribution	Baltimore Community Foundation	2 E Read Street 9th Floor Baltimore, MD 21298-6296	2012 Contribution	100
12/24/2012	2012 Contribution	MD Therapeutic Riding	1141 Sunnse Beach Road Crownsville, MD 21032	2012 Contribution	100
12/24/2012	2012 Contribution	PNHP - Chicago	29 East Madison Street Suite 602 Chicago, IL 60602-4406	2012 Contribution	250
12/24/2012	2012 Contribution	NAMI - VA	3803 N Fairfax Drive Suite 100 Arlington, VA 22203	2012 Contribution	100
12/24/2012	2012 contribution	North Shore Animal League America	P O Box 9263 Central Islip, NY 11722-9263	2012 contribution	20
12/24/2012	2012 contribution	National Wildlife Federation	c/o Guardians of the Wild P O Box 1637 Merrifield, VA 22116-1637	2012 contribution	100
12/24/2012	2012 contribution	Sheppard Pratt Health System	Office of Philanthropy 6501 N Charles Street P O Box 6815	Neuropsychiatry Program	15,000
12/26/2012	2012 contribution	Bucknell University	Office of the Parents Fund Lewisburg, PA 17837	2012 contribution	500
					<u>\$ 136,380</u>

ADVISORS

SNAPSHOT
INTERESTED PARTY COPY
Current period ending December 31, 2012

ACCOUNT NAME

TAYLOR FOUNDATION INC

ACCOUNT NUMBER

8290-4987

Your Financial Advisor

JOSEPH A ESPOSITO

Phone 410-329-1490 / 888-719-1098

CENTER POINTE, SUITE 1100

200 INTERNATIONAL CIRCLE

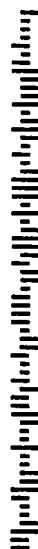
HUNT VALLEY, MD 21031

If you have more than one account with us, why not link them and receive summary information for your entire household? Contact Your Financial Advisor for more details

Message from Wells Fargo Advisors

WITH THE IRS COST BASIS REPORTING LAWS IN EFFECT SINCE JANUARY 1, 2011, IT IS CRITICAL THAT YOU AND YOUR TAX ADVISORS ARE AWARE OF THE UPDATED REPORTING REQUIREMENTS FOR BOTH YOU AND YOUR FINANCIAL INSTITUTION VISIT WELLSFARGOADVISORS.COM/COSTBASIS TO LEARN MORE

GKSP7CDGA6 000340



PAUL B FELDMAN CPA

300 REDLAND CT STE 212

OWINGS MILLS MD 21117-3273



Wells Fargo Advisors, LLC, brokerage account(s) carried by First Clearing, LLC
Wells Fargo Advisors, LLC and First Clearing, LLC, Members FINRA/SIPC are separate registered broker-dealers and non-bank affiliates of Wells Fargo & Company.

Investments and insurance products are:

NOT FDIC-INSURED

NO BANK GUARANTEE

MAY LOSE VALUE

DECEMBER 1 - DECEMBER 31, 2012
ACCOUNT NUMBER. 8290-4987

Progress summary

	THIS PERIOD	THIS YEAR
Opening value	\$452,528.99	\$409,934.02
Income earned	3,547.27	13,715.28
Change in value	-2,672.00	29,754.96
Closing value	\$453,404.26	\$453,404.26

As a Wells Fargo Advisors Client, you can easily simplify your finances by combining all your investing and banking into a single, easy-to-manage relationship. By upgrading to the Command Asset Program, you'll have access to many more features and benefits to help you manage your finances. You'll see all your investing and banking activity on one comprehensive monthly statement. It's as simple as talking with Your Financial Advisor. Ask them today about the Command Asset Program.

Portfolio summary

		PREVIOUS		CURRENT		ESTIMATED
ASSET TYPE		VALUE ON NOV 30	%	VALUE ON DEC 31	%	ANN INCOME
ASSETS	Cash and sweep balances	1,323.47	0.29	4,789.42	1.06	0
	Stocks, options & ETFs	451,205.52	99.71	448,614.84	98.94	11,996
	Fixed income securities	0.00	0.00	0.00	0.00	0
	Mutual funds	0.00	0.00	0.00	0.00	0
	Asset value	\$452,528.99	100%	\$453,404.26	100%	\$11,996


TAYLOR FOUNDATION INC

DECEMBER 1 - DECEMBER 31, 2012
ACCOUNT NUMBER 8290-4987

	THIS PERIOD	THIS YEAR
Opening value of cash and sweep balances	\$1,323.47	
Income and distributions	3,547.27	13,715.28
Securities sold and redeemed	0.00	6,243.34
Net additions to cash	\$3,547.27	\$19,958.62
Securities purchased	-74.47	-16,725.89
Other subtractions	-6.85	-4,408.91
Net subtractions from cash	-\$81.32	-\$21,134.80
Closing value of cash and sweep balances	\$4,789.42	

	THIS PERIOD	THIS YEAR
TAXABLE Ordinary dividends and ST capital gains	23 05	267 92
Qualified dividends	3,514.13	13,389.19
Total taxable income	\$3,537.18	\$13,657.11
Total federally tax-exempt income	\$0.00	\$0.00
Total income	\$3,537.18	\$13,657.11

	THIS PERIOD REALIZED	THIS YEAR REALIZED
Short term (S)	10.09	374.80
Long term (L)	0 00	0 00
Total	\$10.09	\$374.80



1000009(1)(B) v (1),



DECEMBER 1 - DECEMBER 31, 2012
ACCOUNT NUMBER 8290-4987

Your Financial Advisor

JOSEPH A. ESPOSITO
Phone 410-329-1490 / 888-719-1098

CENTER POINTE, SUITE 1100
200 INTERNATIONAL CIRCLE
HUNT VALLEY, MD 21031

Please visit us at www.wellsfargoadvisors.com

Account profile

Full account name	TAYLOR FOUNDATION INC
Account type	Standard Brokerage
Brokerage account number	8290-4987
Tax status	Corporate
Investment objective/Risk tolerance *	MODERATE GROWTH & INCOME
Time horizon *	LONG TERM (10+ YEARS)
Liquidity needs*	NONE
Cost Basis Election	First in, First out
Your managed program	ASSET ADVISOR

*For more information, go to www.wellsfargoadvisors.com/disclosures
Per your instructions, copies of this statement have been sent to an interested party Please contact Your Financial Advisor for details

For your consideration

Go paperless. Accessing all of your account documents online is easy and costs nothing To participate, go to wellsfargoadvisors.com and click on the Access Online "Client Login" link in the upper right hand corner of the homepage If you already have a User ID and Password, please log in and click on the "Delivery Preferences" link found under the Accounts & Services tab to turn off paper delivery of your account documents. If you do not have a User ID and Password, please click on the "Sign up online" link on the right side of the Access Online login page or call 877-879-2495 for assistance

Document delivery status

	Paper	Electronic
Statements		X
Trade confirmations		X
Tax documents	X	
Shareholder communications:		X

TAYLOR FOUNDATION INC

DECEMBER 1 - DECEMBER 31, 2012
ACCOUNT NUMBER: 8290-4987

Additional information

	THIS PERIOD	THIS YEAR		THIS PERIOD	THIS YEAR
Gross proceeds	10.09	6,301.51	Foreign withholding	-6.85	-61.98

Portfolio detail

Cash and Sweep Balances

DESCRIPTION	CURRENT MARKET VALUE	ESTIMATED ANNUAL INCOME
Cash	4,789.42	0.00
Total Cash and Sweep Balances	\$4,789.42	\$0.00

Stocks, options & ETFs

Stocks and ETFs

DESCRIPTION	QUANTITY	ADJ PRICE/ ORIG PRICE	ADJ COST/ ORIG COST	CURRENT PRICE	CURRENT MARKET VALUE	UNREALIZED GAIN/LOSS	ESTIMATED	
							ANNUAL INCOME	ANNUAL YIELD (%)
ABBOTT LABORATORIES								
ABT								
Acquired 08/19/11	43	49.24	2,117.32		2,816.50	699.18		
Acquired 09/09/11	35	50.89	1,781.15		2,292.50	511.35		
Acquired 09/30/11	21	51.61	1,083.81		1,375.50	291.69		
Reinvestments	0.81700	61.79	50.49		53.51	3.02		
Total	99.81700		\$5,032.77	65.5000	\$6,538.01	\$1,505.24	\$55.89	0.85
ACCENTURE PLC IRELAND								
SHARES CLASS A								
ACN								
Acquired 08/19/11	44	48.19	2,120.36		2,926.00	805.64		
Acquired 09/09/11	34	51.49	1,750.66		2,261.00	510.34		
Acquired 09/30/11	20	53.30	1,066.00		1,330.00	264.00		
Reinvestments	2.35300	62.23	146.43		156.47	10.04		
Total	100.35300		\$5,083.45	66.5000	\$6,673.47	\$1,590.02	\$162.57	2.44
AFLAC INC								
AFL								
Acquired 08/19/11	60	35.36	2,121.60		3,187.20	1,065.60		
Acquired 09/09/11	52	34.56	1,797.12		2,762.24	965.12		
Acquired 09/30/11	31	35.08	1,087.48		1,646.71	559.23		



ADVISORS

TAYLOR FOUNDATION INC

DECEMBER 1 - DECEMBER 31, 2012
ACCOUNT NUMBER. 8290-4987

Stocks, options & ETFs

Stocks and ETFs continued

DESCRIPTION	QUANTITY	ADJ PRICE/ ORIG PRICE	ADJ COST/ ORIG COST	CURRENT PRICE	CURRENT MARKET VALUE	UNREALIZED GAIN/LOSS	ESTIMATED	
							ANNUAL INCOME	ANNUAL YIELD (%)
Reinvestments	1.20400	39.19	47.19		63.96	16.77		
Total	144.20400		\$5,053.39	53.1200	\$7,660.11	\$2,606.72	\$201.88	2.64
AIR PRODUCTS & CHEMICALS INC								
APD								
Acquired 08/19/11	28	75.92	2,125.76		2,352.56	226.80		
Acquired 09/09/11	22	79.74	1,754.28		1,848.44	94.16		
Acquired 09/30/11	14	77.02	1,078.28		1,176.28	98.00		
Reinvestments	0.49800	82.24	40.96		41.84	0.88		
Total	64.49800		\$4,999.28	84.0200	\$5,419.12	\$419.84	\$165.11	3.05
ANALOG DEVICES INC								
ADI								
Acquired 08/19/11	68	31.26	2,125.68		2,860.08	734.40		
Acquired 09/09/11	54	32.86	1,774.44		2,271.24	496.80		
Acquired 09/30/11	35	31.41	1,099.35		1,472.09	372.74		
Reinvestments	1.28900	36.53	47.10		54.22	7.12		
Total	158.28900		\$5,046.57	42.0600	\$6,657.63	\$1,611.06	\$189.94	2.85
APTARGROUP INC								
ATR								
Acquired 08/19/11	45	46.91	2,110.95		2,147.40	36.45		
Acquired 09/09/11	37	48.23	1,784.51		1,765.64	-18.87		
Acquired 09/30/11	24	45.68	1,096.32		1,145.28	48.96		
Reinvestments	0.45400	51.36	23.32		21.66	-1.66		
Total	106.45400		\$5,015.10	47.7200	\$5,079.98	\$64.88	\$93.67	1.84
AT & T INC								
T								
Acquired 08/19/11	75	28.29	2,121.75		2,528.25	406.50		
Acquired 09/09/11	64	27.80	1,779.20		2,157.43	378.23		
Acquired 09/30/11	38	28.60	1,086.80		1,280.98	194.18		
Reinvestments	4.43100	35.38	156.80		149.37	-7.43		
Total	181.43100		\$5,144.55	33.7100	\$6,116.03	\$971.48	\$326.57	5.34
AUTOMATIC DATA PROCESSING								
ADP								
Acquired 08/19/11	45	46.90	2,110.50		2,561.85	451.35		
Acquired 09/09/11	37	48.25	1,785.25		2,106.41	321.16		
Acquired 09/30/11	23	47.46	1,091.58		1,309.38	217.80		

TAYLOR FOUNDATION INC

DECEMBER 1 - DECEMBER 31, 2012
ACCOUNT NUMBER: 8290-4987

Stocks, options & ETFs

Stocks and ETFs continued

DESCRIPTION	QUANTITY	ADJ PRICE/ ORIG PRICE	ADJ COST/ ORIG COST	CURRENT PRICE	CURRENT MARKET VALUE	UNREALIZED GAIN/LOSS	ESTIMATED	
							ANNUAL INCOME	ANNUAL YIELD (%)
Reinvestments	1 50900	55 16	83 25		85 91	2 66		
Total	106.50900		\$5,070.58	56.9300	\$6,063.55	\$992.97	\$185.32	3.06
BAXTER INTERNATIONAL INC								
BAX								
Acquired 08/19/11	41	52.01	2,132 41		2,733 06	600 65		
Acquired 09/09/11	33	53 75	1,773 75		2,199.77	426 02		
Acquired 09/30/11	19	56 66	1,076 54		1,266 54	190.00		
Reinvestments	1 11100	56 24	62 49		74 06	11 57		
Total	94.11100		\$5,045.19	66.6600	\$6,273.43	\$1,228.24	\$169.39	2.70
BECTON DICKINSON & CO								
BDX								
Acquired 08/19/11	27	77.19	2,084.13		2,111.13	27 00		
Acquired 09/09/11	23	77 47	1,781 81		1,798.37	16.56		
Acquired 09/30/11	15	73.93	1,108.95		1,172 85	63 90		
Reinvestments	0 39500	74 05	29 25		30.88	1.63		
Total	65.39500		\$5,004.14	78.1900	\$5,113.23	\$109.09	\$129.48	2.53
BROWN AND BROWN INC COM								
BRO								
Acquired 08/19/11	110	19 27	2,120.40		2,800.60	680 20		
Acquired 09/09/11	94	19 59	1,841 46		2,393 24	551 78		
Acquired 09/30/11	61	17 99	1,097 39		1,553 06	455 67		
Reinvestments	0 85800	26.25	22 53		21 84	-0 69		
Total	265.85800		\$5,081.78	25.4600	\$6,768.74	\$1,686.96	\$95.70	1.41
BROWN-FORMAN CORP CL B								
BF/B								
Acquired 08/19/11	46 16922	45 85	2,117 30		2,920 20	802.90		
Acquired 09/09/11	38 72257	45 91	1,777.88		2,449.20	671 32		
Acquired 09/30/11	23 82927	47 30	1,127 20		1,507 20	380 00		
Reinvestments	0 84894	60 32	51 21		53 70	2 49		
Total	109.57000		\$5,073.59	63.2500	\$6,930.30	\$1,856.71	\$111.76	1.61
CHEVRON CORPORATION								
CVX								
Acquired 08/19/11	22	94 53	2,079 66		2,379 08	299 42		
Acquired 09/09/11	18	96 93	1,744 74		1,946.52	201 78		
Acquired 09/30/11	12	93 01	1,116 12		1,297 67	181 55		



ADVISORS

TAYLOR FOUNDATION INC

DECEMBER 1 - DECEMBER 31, 2012
ACCOUNT NUMBER 8290-4987

Stocks, options & ETFs

Stocks and ETFs continued

DESCRIPTION	QUANTITY	ADJ PRICE/ ORIG PRICE	ADJ COST/ ORIG COST	CURRENT PRICE	CURRENT MARKET VALUE	UNREALIZED GAIN/LOSS	ESTIMATED	
							ANNUAL INCOME	ANNUAL YIELD (%)
Reinvestments	0 45900	101 96	46.80		49 64	2 84		
Total	52.45900		\$4,987.32	108.1400	\$5,672.91	\$685.59	\$188.85	3.33
CHUBB CORP CB								
Acquired 12/05/11	67	67 14	4,498 38		5,046 44	548 06		
Reinvestments	0 77500	71 09	55 10		58 37	3.27		
Total	67.77500		\$4,553.48	75.3200	\$5,104.81	\$551.33	\$111.15	2.18
CLOROX COMPANY CLX								
Acquired 08/19/11	33	64.68	2,134 44		2,416 26	281 82		
Acquired 09/09/11	26	68 10	1,770 60		1,903 72	133.12		
Acquired 09/30/11	16	66 90	1,070 40		1,171 52	101 12		
Reinvestments	1.34000	70 03	93 85		98.11	4 26		
Total	76.34000		\$5,069.29	73.2200	\$5,589.61	\$520.32	\$195.43	3.50
COLGATE-PALMOLIVE CO CL								
Acquired 08/19/11	25	84 97	2,124 25		2,613 50	489 25		
Acquired 09/09/11	20	89 79	1,795 80		2,090 80	295 00		
Acquired 09/30/11	12	89 61	1,075 32		1,254 47	179 15		
Reinvestments	0 35400	99 83	35 34		37 01	1 67		
Total	57.35400		\$5,030.71	104.5400	\$5,995.78	\$965.07	\$142.23	2.37
COMMERCE BANCSHARES INC CBSH								
Acquired 08/19/11	64 52273	32 80	2,134.03		2,262.16	128.13		
Acquired 09/09/11	52 49307	33 58	1,777 44		1,840 41	62.97		
Acquired 09/30/11	33.90179	32.09	1,097 09		1,188.59	91.50		
Reinvestments	1 79741	36.95	66.43		63.02	-3 41		
Total	152.71500		\$5,074.99	35.0600	\$5,354.18	\$279.19	\$140.49	2.62
CONOCOPHILLIPS COP								
Acquired 08/19/11	33	49 43	1,631.45		1,913 67	282.22		
Acquired 09/09/11	27	50 45	1,362 30		1,565.72	203.42		
Acquired 09/30/11	17	49 21	836 65		985 83	149 18		
Reinvestments	0 98600	51.54	50.82		57 18	6 36		
Total	77.98600		\$3,881.22	57.9900	\$4,522.40	\$641.18	\$205.88	4.55

TAYLOR FOUNDATION INC

DECEMBER 1 - DECEMBER 31, 2012

ACCOUNT NUMBER: 8290-4987

Stocks, options & ETFs

Stocks and ETFs continued

DESCRIPTION	QUANTITY	ADJ PRICE/ ORIG PRICE	ADJ COST/ ORIG COST	CURRENT PRICE	CURRENT MARKET VALUE	UNREALIZED GAIN/LOSS	ESTIMATED	
							ANNUAL INCOME	ANNUAL YIELD (%)
COSTCO WHSL CORP NEW								
COM								
COST								
Acquired 08/19/11	28	74.98	2,099.44		2,764.44	665.00		
Acquired 09/09/11	22	79.54	1,749.88		2,172.05	422.17		
Acquired 09/30/11	13	82.22	1,068.86		1,283.49	214.63		
Reinvestments	0.19700	87.96	17.33		19.45	2.12		
Total	63.19700		\$4,935.51	98.7300	\$6,239.43	\$1,303.92	\$69.51	1.11
EATON VANCE CORP NON VTG								
EV								
Acquired 08/19/11	98	21.52	2,108.96		3,121.30	1,012.34		
Acquired 09/09/11	81	22.69	1,837.89		2,579.85	741.96		
Acquired 09/30/11	48	22.55	1,082.40		1,528.79	446.39		
Reinvestments	3.41900	25.98	88.84		108.90	20.06		
Total	230.41900		\$5,118.09	31.8500	\$7,338.84	\$2,220.75	\$184.33	2.51
ECOLAB INC								
ECL								
Acquired 08/19/11	47	44.56	2,094.32		3,379.30	1,284.98		
Acquired 09/09/11	35	50.95	1,783.25		2,516.50	733.25		
Acquired 09/30/11	22	49.28	1,084.16		1,581.80	497.64		
Reinvestments	0.64400	64.70	41.67		46.30	4.63		
Total	104.64400		\$5,003.40	71.9000	\$7,523.90	\$2,520.50	\$96.27	1.28
EMERSON ELECTRIC CO								
EMR								
Acquired 08/19/11	49	43.25	2,119.25		2,595.04	475.79		
Acquired 09/09/11	40	44.09	1,763.60		2,118.40	354.80		
Acquired 09/30/11	26	41.76	1,085.76		1,376.96	291.20		
Reinvestments	0.97000	47.42	46.00		51.37	5.37		
Total	115.97000		\$5,014.61	52.9600	\$6,141.77	\$1,127.16	\$190.19	3.10
ENERGEN CORPORATION								
EGN								
Acquired 08/19/11	46	45.90	2,111.40		2,074.14	-37.26		
Acquired 09/09/11	40	45.71	1,828.40		1,803.60	-24.80		
Acquired 09/30/11	26	41.44	1,077.44		1,172.34	94.90		
Reinvestments	0.36400	43.07	15.68		16.41	0.73		
Total	112.36400		\$5,032.92	45.0900	\$5,066.49	\$33.57	\$62.92	1.24



ADVISORS

TAYLOR FOUNDATION INC

DECEMBER 1 - DECEMBER 31, 2012
ACCOUNT NUMBER 8290-4987

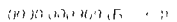
Stocks, options & ETFs

Stocks and ETFs continued

DESCRIPTION	QUANTITY	ADJ PRICE/ ORIG PRICE	ADJ COST/ ORIG COST	CURRENT PRICE	CURRENT MARKET VALUE	UNREALIZED GAIN/LOSS	ESTIMATED	
							ANNUAL INCOME	ANNUAL YIELD (%)
EXXON MOBIL CORP								
XOM								
Acquired 08/19/11	30	71.30	2,139.00		2,596.50	457.50		
Acquired 09/09/11	25	72.29	1,807.25		2,163.75	356.50		
Acquired 09/30/11	15	73.51	1,102.65		1,298.25	195.60		
Reinvestments	0.48900	81.59	39.90		42.32	2.42		
Total	70.48900		\$5,088.80	86.5500	\$6,100.82	\$1,012.02	\$160.71	2.63
FACTSET RESEARCH SYSTEMS								
INC								
FDS								
Acquired 08/19/11	26	80.74	2,099.24		2,289.56	190.32		
Acquired 09/09/11	21	83.95	1,762.95		1,849.26	86.31		
Acquired 09/30/11	12	90.22	1,082.64		1,056.71	-25.93		
Reinvestments	0.19300	94.76	18.29		17.00	-1.29		
Total	59.19300		\$4,963.12	88.0600	\$5,212.53	\$249.41	\$0.59	0.01
GENERAL MILLS INC								
GIS								
Acquired 08/19/11	59	36.15	2,132.85		2,384.78	251.93		
Acquired 09/09/11	48	37.48	1,799.52		1,940.16	140.64		
Acquired 09/30/11	28	38.76	1,085.28		1,131.75	46.47		
Reinvestments	2.20800	38.98	86.08		89.25	3.17		
Total	137.20800		\$5,103.73	40.4200	\$5,545.94	\$442.21	\$181.11	3.27
GENL DYNAMICS CORP COM								
GD								
Acquired 08/19/11	36	58.62	2,110.32		2,493.72	383.40		
Acquired 09/09/11	30	59.50	1,785.00		2,078.10	293.10		
Acquired 09/30/11	19	57.26	1,087.94		1,316.13	228.19		
Reinvestments	1.35200	64.88	87.73		93.65	5.92		
Total	86.35200		\$5,070.99	69.2700	\$5,981.60	\$910.61	\$176.15	2.94
GRAINGER W W INC								
GWW								
Acquired 08/19/11	16	132.89	2,126.24		3,237.92	1,111.68		
Acquired 09/09/11	11	152.07	1,672.77		2,226.06	553.29		
Acquired 09/30/11	7	151.31	1,059.17		1,416.59	357.42		
Reinvestments	0.14300	190.20	27.20		28.94	1.74		
Total	34.14300		\$4,885.38	202.3700	\$6,909.51	\$2,024.13	\$109.25	1.58

Stocks, options & ETFs

DESCRIPTION	QUANTITY	ADJ PRICE/ ORIG PRICE	ADJ COST/ ORIG COST	CURRENT PRICE	CURRENT MARKET VALUE	UNREALIZED GAIN/LOSS	ESTIMATED	
							ANNUAL INCOME	ANNUAL YIELD (%)
HARRIS CORP DEL								
HRS								
Acquired 08/19/11	60	35.35	2,121.00		2,937.60	816.60		
Acquired 09/09/11	45	39.20	1,764.00		2,203.20	439.20		
Acquired 09/30/11	31	34.50	1,069.50		1,517.75	448.25		
Reinvestments	1.09800	40.87	44.88		53.76	8.88		
Total	137.09800		\$4,999.38	48.9600	\$6,712.31	\$1,712.93	\$202.90	3.02
ILLINOIS TOOL WORKS INC								
ITW								
Acquired 08/19/11	51	41.66	2,124.66		3,101.31	976.65		
Acquired 09/09/11	41	43.45	1,781.45		2,493.21	711.76		
Acquired 09/30/11	26	41.95	1,090.70		1,581.06	490.36		
Reinvestments	1.58100	53.91	85.24		96.14	10.90		
Total	119.58100		\$5,082.05	60.8100	\$7,271.72	\$2,189.67	\$181.76	2.50
INTEL CORP								
INTC								
Acquired 08/19/11	109	19.46	2,121.73		2,247.58	125.85		
Acquired 09/09/11	89	20.03	1,782.67		1,835.18	52.51		
Acquired 09/30/11	51	21.52	1,097.52		1,051.62	-45.90		
Reinvestments	2.05300	25.47	52.29		42.33	-9.96		
Total	251.05300		\$5,054.21	20.6200	\$5,176.71	\$122.50	\$225.94	4.36
INTERNATIONAL BUSINESS								
MACHINE CORP								
IBM								
Acquired 08/19/11	13	160.39	2,085.07		2,490.15	405.08		
Acquired 09/09/11	10	164.30	1,643.00		1,915.50	272.50		
Acquired 09/30/11	6	175.57	1,053.42		1,149.30	95.88		
Reinvestments	0.12500	197.20	24.65		23.94	-0.71		
Total	29.12500		\$4,806.14	191.5500	\$5,578.89	\$772.75	\$99.02	1.77
J M SMUCKER CO								
SJM								
Acquired 08/19/11	32	67.33	2,154.56		2,759.68	605.12		
Acquired 09/09/11	25	71.03	1,775.75		2,156.00	380.25		
Acquired 09/30/11	14	73.74	1,032.36		1,207.35	174.99		
Reinvestments	0.44800	76.07	34.08		38.64	4.56		
Total	71.44800		\$4,996.75	86.2400	\$6,161.67	\$1,164.92	\$148.61	2.41



ADVISORS

TAYLOR FOUNDATION INC

DECEMBER 1 - DECEMBER 31, 2012
ACCOUNT NUMBER 8290-4987

Stocks, options & ETFs

Stocks and ETFs continued

DESCRIPTION	QUANTITY	ADJ PRICE/ ORIG PRICE	ADJ COST/ ORIG COST	CURRENT PRICE	CURRENT MARKET VALUE	UNREALIZED GAIN/LOSS	ESTIMATED	
							ANNUAL INCOME	ANNUAL YIELD (%)
JACK HENRY & ASSOC INC								
JKHY								
Acquired 08/19/11	80	26 34	2,107.20		3,140.80	1,033.60		
Acquired 09/09/11	62	28 39	1,760.18		2,434.11	673.93		
Acquired 09/30/11	37	29 22	1,081.14		1,452.62	371.48		
Reinvestments	0 62200	33.10	20 59		24 42	3 83		
Total	179.62200		\$4,969.11	39.2600	\$7,051.95	\$2,082.84	\$82.62	1.17
JOHNSON & JOHNSON								
JNJ								
Acquired 08/19/11	33	63 26	2,087.58		2,313.30	225.72		
Acquired 09/09/11	27	64 01	1,728.27		1,892.70	164.43		
Acquired 09/30/11	17	64.21	1,091.57		1,191.69	100.12		
Reinvestments	0 75600	62 12	46 97		53 00	6 03		
Total	77.75600		\$4,954.39	70.1000	\$5,450.69	\$496.30	\$189.72	3.48
JOHNSON CONTROLS INC								
JCI								
Acquired 08/19/11	72	29 40	2,116.80		2,208.24	91.44		
Acquired 09/09/11	61	29 17	1,779.37		1,870.86	91.49		
Acquired 09/30/11	41	26 73	1,095.93		1,257.47	161.54		
Reinvestments	2.11900	29 64	62 81		64.99	2 18		
Total	176.11900		\$5,054.91	30.6700	\$5,401.56	\$346.65	\$133.85	2.48
KELLOGG COMPANY								
K								
Acquired 08/19/11	40	52 59	2,103.60		2,234.00	130.40		
Acquired 09/09/11	33	53 35	1,760.55		1,843.05	82.50		
Acquired 09/30/11	20	53.48	1,069.60		1,116.99	47.39		
Reinvestments	0 81500	49 06	39 99		45 52	5 53		
Total	93.81500		\$4,973.74	55.8500	\$5,239.56	\$265.82	\$165.11	3.15
KIMBERLY-CLARK CORP								
KMB								
Acquired 08/19/11	32	65 74	2,103.68		2,701.76	598.08		
Acquired 09/09/11	26	67.67	1,759.42		2,195.18	435.76		
Acquired 09/30/11	15	71 27	1,069.05		1,266.45	197.40		
Reinvestments	1 37500	78.96	108.58		116 09	7 51		
Total	74.37500		\$5,040.73	84.4300	\$6,279.48	\$1,238.75	\$220.15	3.51

TAYLOR FOUNDATION INC

DECEMBER 1 - DECEMBER 31, 2012
ACCOUNT NUMBER. 8290-4987

Stocks, options & ETFs

Stocks and ETFs continued

DESCRIPTION	QUANTITY	ADJ PRICE/ ORIG PRICE	ADJ COST/ ORIG COST	CURRENT PRICE	CURRENT MARKET VALUE	UNREALIZED GAIN/LOSS	ESTIMATED	
							ANNUAL INCOME	ANNUAL YIELD (%)
MC CORMICK & CO INC								
NON VTG								
MKC								
Acquired 08/19/11	48	44.55	2,138.40		3,049.44	911.04		
Acquired 09/09/11	38	46.13	1,752.94		2,414.14	661.20		
Acquired 09/30/11	23	46.62	1,072.26		1,461.19	388.93		
Reinvestments	1 17600	57.62	67.77		74.71	6.94		
Total	110.17600		\$5,031.37	63.5300	\$6,999.48	\$1,968.11	\$149.83	2.14
MCDONALDS CORP								
MCD								
Acquired 08/19/11	24	87.97	2,111.28		2,117.04	5.76		
Acquired 09/09/11	21	84.89	1,782.69		1,852.41	69.72		
Acquired 09/30/11	12	88.06	1,056.72		1,058.51	1.79		
Reinvestments	0 44300	90.06	39.90		39.08	-0.82		
Total	57.44300		\$4,990.59	88.2100	\$5,067.04	\$76.45	\$176.92	3.49
MDU RESOURCES GROUP INC								
MDU								
Acquired 08/19/11	106	19.97	2,117.14		2,251.44	134.30		
Acquired 09/09/11	88	20.20	1,777.60		1,869.11	91.51		
Acquired 09/30/11	57	19.25	1,097.25		1,210.68	113.43		
Reinvestments	3 83000	22.03	84.40		81.35	-3.05		
Total	254.83000		\$5,076.39	21.2400	\$5,412.58	\$336.19	\$175.83	3.25
MEDTRONIC INC								
MDT								
Acquired 01/11/12	127	39.07	4,962.65		5,209.53	246.88		
Reinvestments	1.70100	37.64	64.03		69.78	5.75		
Total	128.70100		\$5,026.68	41.0200	\$5,279.31	\$252.63	\$133.84	2.54
MICROSOFT CORP								
MSFT								
Acquired 03/29/12	68	31.90	2,169.20		1,816.26	-352.94		
Reinvestments	0.46400	29.31	13.60		12.39	-1.21		
Total	68.46400		\$2,182.80	26.7097	\$1,828.65	-\$354.15	\$62.98	3.44
NATIONAL FUEL GAS CO								
NFG								
Acquired 08/19/11	37	55.94	2,069.78		1,875.53	-194.25		
Acquired 09/09/11	29	61.35	1,779.15		1,470.01	-309.14		



ADVISOR

TAYLOR FOUNDATION INC

DECEMBER 1 - DECEMBER 31, 2012
ACCOUNT NUMBER 8290-4987

Stocks, options & ETFs

Stocks and ETFs continued

DESCRIPTION	QUANTITY	ADJ PRICE/ ORIG PRICE	ADJ COST/ ORIG COST	CURRENT PRICE	CURRENT MARKET VALUE	UNREALIZED GAIN/LOSS	ESTIMATED	
							ANNUAL INCOME	ANNUAL YIELD (%)
Acquired 09/30/11	22	49 26	1,083 72		1,115 17	31 45		
Reinvestments	1 38800	45 82	63 61		70 36	6 75		
Total	89.38800		\$4,996.26	50.6900	\$4,531.07	-\$465.19	\$130.50	2.88
NEW JERSEY RES CORP								
NJR								
Acquired 08/19/11	47	44 22	2,078 34		1,862 14	-216 20		
Acquired 09/09/11	39	45 20	1,762 80		1,545 18	-217 62		
Acquired 09/30/11	25	43 13	1,078 25		990.50	-87 75		
Reinvestments	1 91600	44.21	84 72		75 91	-8 81		
Total	112.91600		\$5,004.11	39.6200	\$4,473.73	-\$530.38	\$180.66	4.04
NEXTERA ENERGY INC								
NEE								
Acquired 08/19/11	38	54 45	2,069 10		2,629 22	560 12		
Acquired 09/09/11	33	53 88	1,778 04		2,283 27	505 23		
Acquired 09/30/11	20	54 35	1,087 00		1,383 80	296 80		
Reinvestments	0 80100	68 16	54.60		55 42	0 82		
Total	91.80100		\$4,988.74	69.1900	\$6,351.71	\$1,362.97	\$220.32	3.47
NORDSTROM INC								
JWN								
Acquired 08/19/11	55	38 17	2,099 35		2,942 50	843 15		
Acquired 09/09/11	40	44 82	1,792 80		2,140 00	347 20		
Acquired 09/30/11	23	46 24	1,063 52		1,230 50	166 98		
Reinvestments	0 65800	48 41	31 86		35 20	3 34		
Total	118.65800		\$4,987.53	53.5000	\$6,348.20	\$1,360.67	\$128.15	2.02
NORFOLK SOUTHERN CORP								
NSC								
Acquired 08/19/11	33	64 11	2,115 63		2,040 72	-74 91		
Acquired 09/09/11	27	66.00	1,782 00		1,669 68	-112 32		
Acquired 09/30/11	18	61 68	1,110.24		1,113.12	2 88		
Reinvestments	0 54600	67 14	36 66		33 76	-2 90		
Total	78.54600		\$5,044.53	61.8400	\$4,857.28	-\$187.25	\$157.09	3.23
NORTHEAST UTILITIES								
NU								
Acquired 08/19/11	65	32 47	2,110 55		2,540.20	429 65		
Acquired 09/09/11	53	33 20	1,759 60		2,071 24	311 64		
Acquired 09/30/11	32	34 03	1,088 96		1,250 56	161 60		

TAYLOR FOUNDATION INC

DECEMBER 1 - DECEMBER 31, 2012
ACCOUNT NUMBER 8290-4987

Stocks, options & ETFs

Stocks and ETFs continued

DESCRIPTION	QUANTITY	ADJ PRICE/ ORIG PRICE	ADJ COST/ ORIG COST	CURRENT PRICE	CURRENT MARKET VALUE	UNREALIZED GAIN/LOSS	ESTIMATED	
							ANNUAL INCOME	ANNUAL YIELD (%)
Reinvestments	1 32400	38.85	51 45		51 74	0 29		
Total	151.32400		\$5,010.56	39.0800	\$5,913.74	\$903.18	\$207.61	3.51
NOVARTIS AG SPON ADR NVS								
Acquired 08/19/11	39	54 97	2,143 83		2,468 70	324 87		
Acquired 09/09/11	31	56 02	1,736.62		1,962 29	225 67		
Acquired 09/30/11	19	56 11	1,066 09		1,202.70	136 61		
Reinvestments	3.43300	54 60	187.46		217 31	29 85		
Total	92.43300		\$5,134.00	63.3000	\$5,851.00	\$717.00	\$194.66	3.33
PAYCHEX INC PAYX								
Acquired 08/19/11	83	25 67	2,130 61		2,581.30	450.69		
Acquired 09/09/11	68	26 25	1,785.00		2,114.79	329.79		
Acquired 09/30/11	41	26.62	1,091 42		1,275.10	183.68		
Reinvestments	2 05400	29 91	61 44		63.88	2.44		
Total	194.05400		\$5,068.47	31.1000	\$6,035.07	\$966.60	\$256.15	4.24
PEPSICO INCORPORATED PEP								
Acquired 08/19/11	34	62 05	2,109 70		2,326 62	216 92		
Acquired 09/09/11	30	60 60	1,818 00		2,052 90	234 90		
Acquired 09/30/11	17	62 35	1,059.95		1,163 31	103 36		
Reinvestments	0 62200	70 00	43.54		42 56	-0.98		
Total	81.62200		\$5,031.19	68.4300	\$5,585.39	\$554.20	\$175.48	3.14
PHILLIPS 66 PSX								
Acquired 08/19/11	16 50000	29 38	484 84		876 15	391 31		
Acquired 09/09/11	13 50000	29 98	404 85		716.85	312.00		
Acquired 09/30/11	8 50000	29 25	248 63		451.35	202 72		
Total	38.50000		\$1,138.32	53.1000	\$2,044.35	\$906.03	\$38.50	1.88
PIEDMONT NATURAL GAS CO PNY								
Acquired 08/19/11	74	28 48	2,107 52		2,316 94	209 42		
Acquired 09/09/11	58	30 47	1,767 26		1,815 98	48 72		
Acquired 09/30/11	37	29 35	1,085 95		1,158 47	72 52		



ADVISORS

TAYLOR FOUNDATION INC

DECEMBER 1 - DECEMBER 31, 2012
ACCOUNT NUMBER 8290-4987

Stocks, options & ETFs

Stocks and ETFs continued

DESCRIPTION	QUANTITY	ADJ PRICE/ ORIG PRICE	ADJ COST/ ORIG COST	CURRENT PRICE	CURRENT MARKET VALUE	UNREALIZED GAIN/LOSS	ESTIMATED	
							ANNUAL INCOME	ANNUAL YIELD (%)
Reinvestments	3 28400	31 03	101 91		102 82	0.91		
Total	172.28400		\$5,062.64	31.3100	\$5,394.21	\$331.57	\$206.74	3.83
POLARIS INDS INC								
PII								
Acquired 08/19/11	44	47 61	2,095 06		3,702 60	1,607 54		
Acquired 09/09/11	32	53 27	1,704 64		2,692 80	988 16		
Acquired 09/30/11	21	50 73	1,065 33		1,767 15	701 82		
Reinvestments	0 51600	69 55	35 89		43 42	7 53		
Total	97.51600		\$4,900.92	84.1500	\$8,205.97	\$3,305.05	\$144.32	1.76
PRAXAIR INC								
PX								
Acquired 08/19/11	23	91 84	2,112 32		2,517 35	405 03		
Acquired 09/09/11	18	95 77	1,723 86		1,970 09	246 23		
Acquired 09/30/11	11	94 30	1,037 30		1,203 95	166 65		
Reinvestments	0 27300	104 76	28 60		29.88	1 28		
Total	52.27300		\$4,902.08	109.4500	\$5,721.27	\$819.19	\$115.00	2.01
PROCTER & GAMBLE CO								
PG								
Acquired 08/19/11	35	61.15	2,140 25		2,376.15	235 90		
Acquired 09/09/11	28	62.25	1,743 00		1,900 92	157.92		
Acquired 09/30/11	17	63 70	1,082 90		1,154 13	71.23		
Reinvestments	0.70500	63 77	44 96		47 86	2 90		
Total	80.70500		\$5,011.11	67.8900	\$5,479.06	\$467.95	\$181.42	3.31
QUALCOMM INC								
QCOM								
Acquired 08/19/11	480	47.73	22,912 99		29,692.60	6,779.61		
Reinvestments	2 09800	57 19	120 00		129 78	9 78		
Total	482.09800		\$23,032.99	61.8596	\$29,822.38	\$6,789.39	\$482.09	1.62
REALTY INCOME CORP								
REIT								
O								
Acquired 08/19/11	65	32 25	2,096.29		2,613.65	517.36		
		32.37	2,104 05					
Acquired 09/09/11	52	34.10	1,773 22		2,090.92	317 70		
		34 19	1,777.88					
Acquired 09/30/11	33	32 59	1,075 78		1,326.93	251.15		
		32.66	1,077.78					

TAYLOR FOUNDATION INC

DECEMBER 1 - DECEMBER 31, 2012
ACCOUNT NUMBER: 8290-4987

Stocks, options & ETFs

Stocks and ETFs continued

DESCRIPTION	QUANTITY	ADJ PRICE/ ORIG PRICE	ADJ COST/ ORIG COST	CURRENT PRICE	CURRENT MARKET VALUE	UNREALIZED GAIN/LOSS	ESTIMATED	
							ANNUAL INCOME	ANNUAL YIELD (%)
Reinvestments	2 21100	39 81 39 81	88.04 88.04		88 90	0.86		
Total	152.21100		\$5,033.33 \$5,047.75	40.2100	\$6,120.40	\$1,087.07	\$277.17	4.53
ROYAL DUTCH SHELL PLC								
ADR CL A								
RDS/A								
Acquired 08/19/11 nc	34	62 35	2,120 21		2,344.30	224.09		
Acquired 09/09/11 nc	28	64 41	1,803 48		1,930.60	127.12		
Acquired 09/30/11 nc	18	62 06	1,117.08		1,241.10	124.02		
Reinvestments m	5 04300	69 22	349.11		347.71	-1 40		
Total	85.04300		\$5,389.88	68.9500	\$5,863.71	\$473.83	\$248.66	4.24
SCANA CORP COM								
SCG								
Acquired 08/19/11	54	38.82	2,096 28		2,464 56	368 28		
Acquired 09/09/11	46	38.49	1,770 54		2,099 44	328 90		
Acquired 09/30/11	27	40.83	1,102 41		1,232.28	129.87		
Reinvestments	2 69000	46.99	126 41		122.77	-3.64		
Total	129.69000		\$5,095.64	45.6400	\$5,919.05	\$823.41	\$256.78	4.34
SIGMA ALDRICH CORP								
SIAL								
Acquired 08/19/11	35	59 68	2,088 80		2,575.30	486 50		
Acquired 09/09/11	29	60 08	1,742.32		2,133.82	391.50		
Acquired 09/30/11	17	62 49	1,062.33		1,250.86	188.53		
Reinvestments	0 22700	71 36	16.20		16.70	0.50		
Total	81.22700		\$4,909.65	73.5800	\$5,976.68	\$1,067.03	\$64.98	1.09
SOUTH JERSEY IND INC								
SJI								
Acquired 08/19/11	44	47 75	2,101 00		2,214 52	113 52		
Acquired 09/09/11	36	49 29	1,774.44		1,811 88	37 44		
Acquired 09/30/11	21	50 50	1,060 50		1,056.93	-3 57		
Reinvestments	1 58700	51 43	81 63		79 87	-1 76		
Total	102.58700		\$5,017.57	50.3300	\$5,163.20	\$145.63	\$181.57	3.52
SYSCO CORPORATION								
SYF								
Acquired 08/19/11	78	27 03	2,108 34		2,469 48	361 14		



ADVISORS

TAYLOR FOUNDATION INC

DECEMBER 1 - DECEMBER 31, 2012
ACCOUNT NUMBER 8290-4987

Stocks, options & ETFs

Stocks and ETFs continued

DESCRIPTION	QUANTITY	ADJ PRICE/ ORIG PRICE	ADJ COST/ ORIG COST	CURRENT PRICE	CURRENT MARKET VALUE	UNREALIZED GAIN/LOSS	ESTIMATED	
							ANNUAL INCOME	ANNUAL YIELD (%)
Acquired 09/09/11	69	26.57	1,833.33		2,184.54	351.21		
Acquired 09/30/11	42	26.13	1,097.46		1,329.71	232.25		
Reinvestments	3 53400	29.01	102.53		111.89	9.36		
Total	192.53400		\$5,141.66	31.6600	\$6,095.62	\$953.96	\$215.63	3.54
TARGET CORP								
TGT								
Acquired 08/19/11	42	50.11	2,104.62		2,485.14	380.52		
Acquired 09/09/11	35	50.32	1,761.20		2,070.95	309.75		
Acquired 09/30/11	22	49.37	1,086.14		1,301.74	215.60		
Reinvestments	0 50100	59.28	29.70		29.64	-0.06		
Total	99.50100		\$4,981.66	59.1700	\$5,887.47	\$905.81	\$143.28	2.43
TEVA PHARMACEUTICAL								
ADR INDS LTD								
TEVA								
Acquired 08/19/11	55	38.77	2,132.35		2,053.70	-78.65		
Acquired 09/09/11	45	38.85	1,748.25		1,680.30	-67.95		
Acquired 09/30/11	29	37.55	1,088.95		1,082.86	-6.09		
Reinvestments	0 65000	38.90	25.29		24.27	-1.02		
Total	129.65000		\$4,994.84	37.3400	\$4,841.13	-\$153.71	\$104.23	2.15
THE SOUTHERN COMPANY								
SO								
Acquired 08/19/11	52	40.11	2,085.72		2,226.12	140.40		
Acquired 09/09/11	43	40.77	1,753.11		1,840.83	87.72		
Acquired 09/30/11	25	42.68	1,067.00		1,070.25	3.25		
Reinvestments	1 27100	46.26	58.80		54.41	-4.39		
Total	121.27100		\$4,964.63	42.8100	\$5,191.61	\$226.98	\$237.69	4.58
UNITED PARCEL SERVICE-B								
UPS								
Acquired 08/19/11	34	62.36	2,120.24		2,506.82	386.58		
Acquired 09/09/11	27	64.45	1,740.15		1,990.71	250.56		
Acquired 09/30/11	17	63.65	1,082.05		1,253.41	171.36		
Reinvestments	0 59100	75.22	44.46		43.57	-0.89		
Total	78.59100		\$4,986.90	73.7300	\$5,794.51	\$807.61	\$179.18	3.09
UNITED TECHNOLOGIES CORP								
UTX								
Acquired 08/19/11	31	68.28	2,116.68		2,542.31	425.63		
Acquired 09/09/11	24	71.65	1,719.60		1,968.24	248.64		

TAYLOR FOUNDATION INC

DECEMBER 1 - DECEMBER 31, 2012
ACCOUNT NUMBER 8290-4987

Stocks, options & ETFs

Stocks and ETFs continued

DESCRIPTION	QUANTITY	ADJ PRICE/ ORIG PRICE	ADJ COST/ ORIG COST	CURRENT PRICE	CURRENT MARKET VALUE	UNREALIZED GAIN/LOSS	ESTIMATED	
							ANNUAL INCOME	ANNUAL YIELD (%)
Acquired 09/30/11	15	70.99	1,064.85		1,230.14	165.29		
Reinvestments	0.44100	76.19	33.60		36.17	2.57		
Total	70.44100		\$4,934.73	82.0100	\$5,776.86	\$842.13	\$150.74	2.61
V F CORPORATION								
VFC								
Acquired 08/19/11	20	106.44	2,128.80		3,019.40	890.60		
Acquired 09/09/11	15	116.51	1,747.65		2,264.54	516.89		
Acquired 09/30/11	9	123.11	1,107.99		1,358.73	250.74		
Reinvestments	0.22600	140.17	31.68		34.12	2.44		
Total	44.22600		\$5,016.12	150.9700	\$6,676.79	\$1,660.67	\$153.90	2.30
WAL-MART STORES INC								
WMT								
Acquired 08/19/11	40	52.58	2,103.20		2,729.20	626.00		
Acquired 09/09/11	35	51.82	1,813.70		2,388.05	574.35		
Acquired 09/30/11	21	52.34	1,099.14		1,432.83	333.69		
Reinvestments	1.21300	63.12	76.57		82.76	6.19		
Total	97.21300		\$5,092.61	68.2300	\$6,632.84	\$1,540.23	\$154.56	2.33
WISCONSIN ENERGY CORP								
WEC								
Acquired 02/09/12	150	34.66	5,199.90		5,527.50	327.60		
Reinvestments	1.19600	37.62	45.00		44.07	-0.93		
Total	151.19600		\$5,244.90	36.8500	\$5,571.57	\$326.67	\$205.62	3.69
3M CO								
MMM								
Acquired 08/19/11	27	77.80	2,100.60		2,506.95	406.35		
Acquired 09/09/11	22	77.71	1,709.62		2,042.70	333.08		
Acquired 09/30/11	15	72.62	1,089.30		1,392.75	303.45		
Reinvestments	0.44000	85.81	37.76		40.85	3.09		
Total	64.44000		\$4,937.28	92.8500	\$5,983.25	\$1,045.97	\$152.07	2.54
Total Stocks and ETFs			\$376,758.04		\$448,614.84	\$71,856.80	\$11,996.17	2.67
			\$376,772.46					
Total Stocks, options & ETFs			\$376,758.04		\$448,614.84	\$71,856.80	\$11,996.17	2.67

m This security contains multiple tax lots that may or may not include cost information that is reportable to the IRS

nc Cost information for this tax lot is not covered by IRS reporting requirements Unless indicated, cost for all other lots will be reported to the IRS



ADVISORS

TAYLOR FOUNDATION INC

DECEMBER 1 - DECEMBER 31, 2012
ACCOUNT NUMBER 8290-4987

Activity detail

DATE	ACCOUNT TYPE	TRANSACTION	QUANTITY	DESCRIPTION	PRICE	AMOUNT	CASH AND SWEEP BALANCES
12/01				BEGINNING BALANCE			1,323.47
12/03	Cash	DIVIDEND		AFLAC INC 120312 144.20400		50.47	
12/03	Cash	DIVIDEND		CONOCOPHILLIPS 120312 77.98600		51.47	
12/03	Cash	DIVIDEND		ENERGEN CORPORATION 120312 112.36400		15.73	
12/03	Cash	DIVIDEND		GRAINGER W W INC 120112 34.14300 AS OF 12/01/12		27.31	
12/03	Cash	DIVIDEND		INTEL CORP 120112 251.05300 AS OF 12/01/12		56.49	
12/03	Cash	DIVIDEND		J M SMUCKER CO 120312 71.44800		37.15	
12/03	Cash	DIVIDEND		PHILLIPS 66 120312 38.50000		9.63	
12/03	Cash	DIVIDEND		TEVA PHARMACEUTICAL ADR INDS LTD 120312 129.65000		33.09	
12/03	Cash	DIVIDEND		WISCONSIN ENERGY CORP 120112 151.19600 AS OF 12/01/12		45.36	
12/03	Cash	WITHHOLDING		FRGN-W/H @ SOURCE TEVA PHARMACEUTICAL ADR		-6.85	1,643.32
12/05	Cash	DIVIDEND		UNITED PARCEL SERVICE-B 120512 78.59100		44.80	1,688.12
12/06	Cash	DIVIDEND		THE SOUTHERN COMPANY 120612 121.27100		59.42	1,747.54
12/07	Cash	DIVIDEND		HARRIS CORP DEL 120712 137.09800		50.73	1,798.27
12/10	Cash	DIVIDEND		CHEVRON CORPORATION 121012 52.45900		47.21	
12/10	Cash	DIVIDEND		EMERSON ELECTRIC CO 121012 115.97000		47.55	
12/10	Cash	DIVIDEND		EXXON MOBIL CORP 121012 70.48900		40.18	

TAYLOR FOUNDATION INC

DECEMBER 1 - DECEMBER 31, 2012
ACCOUNT NUMBER. 8290-4987

Activity detail continued

DATE	ACCOUNT TYPE	TRANSACTION	QUANTITY	DESCRIPTION	PRICE	AMOUNT	CASH AND SWEEP BALANCES
12/10	Cash	DIVIDEND		INTERNATIONAL BUSINESS MACHINE CORP 121012 29 12500		24.76	
12/10	Cash	DIVIDEND		NORFOLK SOUTHERN CORP 121012 78 54600		39 27	
12/10	Cash	DIVIDEND		TARGET CORP 121012 99 50100		35.82	
12/10	Cash	DIVIDEND		UNITED TECHNOLOGIES CORP 121012 70.44100		37 69	2,070.75
12/11	Cash	DIVIDEND		JOHNSON & JOHNSON 121112 77.75600		47 43	2,118.18
12/12	Cash	DIVIDEND		3M CO 121212 64 44000		38 02	2,156 20
12/13	Cash	DIVIDEND		MICROSOFT CORP 121312 68 46400		15 75	2,171 95
12/14	Cash	DIVIDEND		NORDSTROM INC 121412 118 65800		32.04	
12/14	Cash	DIVIDEND		SIGMA ALDRICH CORP 121412 81 22700		16.25	2,220 24
12/17	Cash	DIVIDEND		COMMERCE BANCSHARES INC 121712 145.71500		218 57	
12/17	Cash	DIVIDEND		COMMERCE BANCSHARES INC 121712 145 71500		33 51	
12/17	Cash	CASH IN LIEU		COMMERCE BANCSHARES INC 121712 28575		10.09	
12/17	Cash	DIVIDEND		JACK HENRY & ASSOC INC 121712 179.62200		20 66	
12/17	Cash	DIVIDEND		KELLOGG COMPANY 121712 93 81500		41.28	
12/17	Cash	DIVIDEND		MCDONALDS CORP 121712 57.44300		44 23	
12/17	Cash	DIVIDEND		NEXTERA ENERGY INC 121712 91 80100		55 08	
12/17	Cash	DIVIDEND		POLARIS INDS INC 121712 97 51600		36 08	
12/17	Cash	DIVIDEND		PRAXAIR INC 121712 52 27300		28 75	
12/17	Cash	DIVIDEND		REALTY INCOME CORP REIT 121712 152 21100		23 05	



DECEMBER 1 - DECEMBER 31, 2012
ACCOUNT NUMBER 8290-4987

Activity detail continued

DATE	ACCOUNT TYPE	TRANSACTION	QUANTITY	DESCRIPTION	PRICE	AMOUNT	CASH AND SWEEP BALANCES
12/17	Cash	STOCK DISTRIB	7 00000	COMMERCE BANCSHARES INC			2,731.54
12/18	Cash	DIVIDEND		ANALOG DEVICES INC 121812 158 28900		47 49	
12/18	Cash	DIVIDEND		COSTCO WHSL CORP NEW COM 121812 63 19700		442 38	
12/18	Cash	DIVIDEND		FACTSET RESEARCH SYSTEMS INC 121812 59 19300		18.35	3,239.76
12/20	Cash	DIVIDEND		EATON VANCE CORP NON VTG 122012 228 74500		45 75	
12/20	Cash	DIVIDEND		EATON VANCE CORP NON VTG 122012 228 74500		228 75	
12/20	Cash	DIVIDEND		EATON VANCE CORP NON VTG 122012 1.61400		0.32	
12/20	Cash	DIVIDEND		EATON VANCE CORP NON VTG 122012 1 61400		1 61	
12/20	Cash	DIVIDEND		V F CORPORATION 122012 44 22600		38.48	
12/20	Cash	REINVEST DIV	0 05000	EATON VANCE CORP NON VTG REINVEST AT 32.361		-1 61	
12/20	Cash	REINVEST DIV	0 01000	EATON VANCE CORP NON VTG REINVEST AT 32 358		-0 32	3,552.74
12/21	Cash	DIVIDEND		QUALCOMM INC 122112 482 09800		120 52	
12/21	Cash	DIVIDEND		ROYAL DUTCH SHELL PLC ADR CL A 122012 83 94600 AS OF 12/20/12		72.19	
12/21	Cash	REINVEST DIV	1 09700	ROYAL DUTCH SHELL PLC ADR CL A REINVEST AT 65 812		-72 19	3,673 26
12/26	Cash	DIVIDEND		BROWN-FORMAN CORP CL B 122612 109.57000		27 94	
12/26	Cash	DIVIDEND		GENL DYNAMICS CORP COM 122612 85 65300		43 68	
12/26	Cash	DIVIDEND		GENL DYNAMICS CORP COM 122612 69400		0 35	
12/26	Cash	REINVEST DIV	0 00500	GENL DYNAMICS CORP COM		-0.35	

TAYLOR FOUNDATION INC

DECEMBER 1 - DECEMBER 31, 2012
ACCOUNT NUMBER: 8290-4987

Activity detail continued

DATE	ACCOUNT TYPE	TRANSACTION	QUANTITY	DESCRIPTION	PRICE	AMOUNT	CASH AND SWEEP BALANCES
				REINVEST AT 69 607			3,744 88
12/27	Cash	DIVIDEND		BROWN-FORMAN CORP CL B 122712 109 57000		438 28	
12/27	Cash	DIVIDEND		WAL-MART STORES INC 122712 97 21300		38.64	4,221 80
12/28	Cash	DIVIDEND		ECOLAB INC 122812 104 64400		24 07	
12/28	Cash	DIVIDEND		JOHNSON CONTROLS INC 122812 176 11900		33.46	
12/28	Cash	DIVIDEND		MEDTRONIC INC 122812 128 70100		33.46	
12/28	Cash	DIVIDEND		NATIONAL FUEL GAS CO 122812 89.38800		32 63	
12/28	Cash	DIVIDEND		PAYCHEX INC 122812 194 05400		128 08	
12/28	Cash	DIVIDEND		SOUTH JERSEY IND INC 122812 102 58700		45 39	4,518.89
12/31	Cash	DIVIDEND		BECTON DICKINSON & CO 123112 65 39500		32 37	
12/31	Cash	DIVIDEND		ILLINOIS TOOL WORKS INC 123112 119 58100		45 44	
12/31	Cash	DIVIDEND		MDU RESOURCES GROUP INC 123112 254 83000		43 96	
12/31	Cash	DIVIDEND		NEW JERSEY RES CORP 123112 112 91600		45 17	
12/31	Cash	DIVIDEND		NORTHEAST UTILITIES 123112 151 32400		51.90	
12/31	Cash	DIVIDEND		PIEDMONT NATURAL GAS CO 123112 172 28400		51 69	4,789.42

Realized gain/loss

Realized Gain/Loss Summary

	THIS PERIOD GAIN	THIS PERIOD LOSS	THIS PERIOD NET	THIS YEAR GAIN	THIS YEAR LOSS	THIS YEAR NET
Short term	10 09	0 00	10 09	431 26	-56 46	374.80
Long term	0 00	0 00	0 00	0.00	0 00	0.00
Total Realized Gain/Loss	\$10.09	\$0.00	\$10.09	\$431.26	-\$56.46	\$374.80



ASSET ADVISOR

007290



001 HU HUJ1

00000000000000000000

ADVISORS

TAYLOR FOUNDATION INC

DECEMBER 1 - DECEMBER 31, 2012
ACCOUNT NUMBER 8290-4987

Realized Gain/Loss Detail**Short term**

DESCRIPTION	QUANTITY	ADJ PRICE/ ORIG PRICE	DATE ACQUIRED	CLOSE DATE	PROCEEDS	ADJ COST/ ORIG COST	GAIN/LOSS
COMMERCE BANCSHARES INC CUSIP 200525103	0 28575	0 0000	12/17/12	12/17/12	10 09	0 00	10 09
Total Short term					\$10.09	\$0.00	\$10.09

Specific instructions and disclosures**Income on non-reportable accounts**

Your income summary is categorized into taxable and tax-exempt income based upon the securities that you hold. Please be aware that, since this is a 1099 non-reportable account, this income will NOT be reported to the IRS, but is being provided to you for informational purposes only.

Cost basis - To add or update information or modify your reporting options, please contact Your Financial Advisor.

This statement presents estimated unrealized or realized gains or losses for your information only. If acquisition or other information is not available, the gain/loss information may not be displayed and section and summary totals may not reflect your complete portfolio. Cost basis information is not verified by FCC or Wells Fargo Advisors and should not be relied upon for legal or tax purposes. Revisions to this information (due to corporate mergers, tenders and other reorganizations) may be required from time to time.

Cost basis for factored bonds (GNMA, CMO, etc.) will be adjusted for paydown of principal. Systematic investments in mutual funds and reinvested dividends for mutual funds and stocks have been consolidated for each position. Unit cost data for systematic investments and dividend reinvestment securities is provided for informational purposes only and is a non-weighted average.

Your account statement should not be used for tax preparation without assistance from your tax consultant. We do not report capital gains or losses for non-covered securities to the IRS.

Cost basis options

Unless specific tax lots are selected at trade time, sales of tax lots will occur using the cost basis election reflected in the Account profile section.