



See a Social Security Number? Say Something!
Report Privacy Problems to <https://public.resource.org/privacy>
Or call the IRS Identity Theft Hotline at 1-800-908-4490



**Return of Private Foundation
or Section 4947(a)(1) Nonexempt Charitable Trust
Treated as a Private Foundation**

Department of the Treasury
Internal Revenue Service

Note. The foundation may be able to use a copy of this return to satisfy state reporting requirements


For calendar year 2012 or tax year beginning

, and ending

Name of foundation COMMON WEALTH TRUST C/O PNC BANK		A Employer identification number 51-0232187
Number and street (or P O box number if mail is not delivered to street address) 222 DELAWARE AVENUE	Room/suite	B Telephone number 302-429-1456
City or town, state, and ZIP code WILMINGTON, DE 19899		C If exemption application is pending, check here <input type="checkbox"/>
G Check all that apply <input type="checkbox"/> Initial return <input type="checkbox"/> Initial return of a former public charity <input type="checkbox"/> Final return <input type="checkbox"/> Amended return <input type="checkbox"/> Address change <input type="checkbox"/> Name change		D 1. Foreign organizations, check here <input type="checkbox"/> 2. Foreign organizations meeting the 85% test, check here and attach computation <input type="checkbox"/>
H Check type of organization <input checked="" type="checkbox"/> Section 501(c)(3) exempt private foundation <input type="checkbox"/> Section 4947(a)(1) nonexempt charitable trust <input type="checkbox"/> Other taxable private foundation		E If private foundation status was terminated under section 507(b)(1)(A), check here <input type="checkbox"/>
I Fair market value of all assets at end of year (from Part II, col. (c), line 16) ▶ \$ 7,972,510.	J Accounting method <input checked="" type="checkbox"/> Cash <input type="checkbox"/> Accrual <input type="checkbox"/> Other (specify) _____	F If the foundation is in a 60-month termination under section 507(b)(1)(B), check here <input type="checkbox"/>

Part I Analysis of Revenue and Expenses <small>(The total of amounts in columns (b), (c), and (d) may not necessarily equal the amounts in column (a))</small>		(a) Revenue and expenses per books	(b) Net investment income	(c) Adjusted net income	(d) Disbursements for charitable purposes (cash basis only)
Revenue	1 Contributions, gifts, grants, etc., received			N/A	
	2 Check <input checked="" type="checkbox"/> if the foundation is not required to attach Sch B				
	3 Interest on savings and temporary cash investments				
	4 Dividends and interest from securities	199,836.	199,836.		STATEMENT 1
	5a Gross rents				
	b Net rental income or (loss)				
	6a Net gain or (loss) from sale of assets not on line 10	96,546.			
	b Gross sales price for all assets on line 6a	1,807,007.			
	7 Capital gain net income (from Part IV, line 2)		96,546.		
	8 Net short-term capital gain				
	9 Income modifications Gross sales less returns and allowances				
	10a Less Cost of goods sold				
c Gross profit or (loss)					
11 Other income					
12 Total. Add lines 1 through 11	296,382.	296,382.			
Operating and Administrative Expenses	13 Compensation of officers, directors, trustees, etc	63,063.	63,063.		0.
	14 Other employee salaries and wages				
	15 Pension plans, employee benefits				
	16a Legal fees	8,677.	0.		0.
	b Accounting fees	11,500.	5,750.		0.
	c Other professional fees				
	17 Interest				
	18 Taxes	3,923.	1,869.		0.
	19 Depreciation and depletion				
	20 Occupancy				
	21 Travel, conferences, and meetings				
	22 Printing and publications				
	23 Other expenses	14.	14.		0.
	24 Total operating and administrative expenses. Add lines 13 through 23	87,177.	70,696.		0.
	25 Contributions, gifts, grants paid	454,000.			454,000.
26 Total expenses and disbursements. Add lines 24 and 25	541,177.	70,696.		454,000.	
27 Subtract line 26 from line 12	-244,795.				
a Excess of revenue over expenses and disbursements					
b Net investment income (if negative, enter -0-)		225,686.			
Adjusted net income (if negative, enter -0-)			N/A		

RECEIVED MAY 23 2013



10

COMMON WEALTH TRUST
C/O PNC BANK

Form 990-PF (2012)

51-0232187 Page 2

Part II Balance Sheets		Attached schedules and amounts in the description column should be for end-of-year amounts only		
		Beginning of year	End of year	
		(a) Book Value	(b) Book Value	(c) Fair Market Value
Assets	1 Cash - non-interest-bearing			
	2 Savings and temporary cash investments	562,782.	375,887.	375,887.
	3 Accounts receivable ▶			
	Less allowance for doubtful accounts ▶			
	4 Pledges receivable ▶			
	Less allowance for doubtful accounts ▶			
	5 Grants receivable			
	6 Receivables due from officers, directors, trustees, and other disqualified persons			
	7 Other notes and loans receivable ▶			
	Less allowance for doubtful accounts ▶			
	8 Inventories for sale or use			
	9 Prepaid expenses and deferred charges			
	10a Investments - U.S. and state government obligations			
	b Investments - corporate stock STMT 6	1,571,543.	1,510,275.	1,963,558.
	c Investments - corporate bonds			
11 Investments - land, buildings, and equipment basis ▶				
Less accumulated depreciation ▶				
12 Investments - mortgage loans				
13 Investments - other STMT 7	5,137,936.	5,141,304.	5,633,065.	
14 Land, buildings, and equipment basis ▶				
Less accumulated depreciation ▶				
15 Other assets (describe ▶)				
16 Total assets (to be completed by all filers)	7,272,261.	7,027,466.	7,972,510.	
Liabilities	17 Accounts payable and accrued expenses			
	18 Grants payable			
	19 Deferred revenue			
	20 Loans from officers, directors, trustees, and other disqualified persons			
	21 Mortgages and other notes payable			
	22 Other liabilities (describe ▶)			
23 Total liabilities (add lines 17 through 22)	0.	0.		
Net Assets or Fund Balances	Foundations that follow SFAS 117, check here <input checked="" type="checkbox"/> and complete lines 24 through 26 and lines 30 and 31.			
	24 Unrestricted			
	25 Temporarily restricted			
	26 Permanently restricted	7,272,261.	7,027,466.	
	Foundations that do not follow SFAS 117, check here <input type="checkbox"/> and complete lines 27 through 31.			
	27 Capital stock, trust principal, or current funds			
	28 Paid-in or capital surplus, or land, bldg, and equipment fund			
	29 Retained earnings, accumulated income, endowment, or other funds			
30 Total net assets or fund balances	7,272,261.	7,027,466.		
31 Total liabilities and net assets/fund balances	7,272,261.	7,027,466.		

Part III Analysis of Changes in Net Assets or Fund Balances

1 Total net assets or fund balances at beginning of year - Part II, column (a), line 30 (must agree with end-of-year figure reported on prior year's return)	1	7,272,261.
2 Enter amount from Part I, line 27a	2	-244,795.
3 Other increases not included in line 2 (itemize) ▶	3	0.
4 Add lines 1, 2, and 3	4	7,027,466.
5 Decreases not included in line 2 (itemize) ▶	5	0.
6 Total net assets or fund balances at end of year (line 4 minus line 5) - Part II, column (b), line 30	6	7,027,466.

Form 990-PF (2012)

COMMON WEALTH TRUST
C/O PNC BANK

Form 990-PF (2012)

51-0232187 Page 3

Part IV Capital Gains and Losses for Tax on Investment Income

(a) List and describe the kind(s) of property sold (e.g., real estate, 2-story brick warehouse, or common stock, 200 shs. MLC Co)	(b) How acquired P - Purchase D - Donation	(c) Date acquired (mo., day, yr)	(d) Date sold (mo., day, yr)
1a SEE ATTACHED - PNC BANK SHORT TERM CAPITAL			
b GAINS	P	12/31/12	12/31/12
c SEE ATTACHED - PNC BANK LONG TERM CAPITAL			
d GAINS	P	12/31/12	12/31/12
e CAPITAL GAINS DIVIDENDS			

(e) Gross sales price	(f) Depreciation allowed (or allowable)	(g) Cost or other basis plus expense of sale	(h) Gain or (loss) (e) plus (f) minus (g)
a			
b 387,643.		391,136.	-3,493.
c			
d 1,399,668.		1,319,325.	80,343.
e 19,696.			19,696.
Complete only for assets showing gain in column (h) and owned by the foundation on 12/31/69			(l) Gains (col (h) gain minus col (k), but not less than -0-) or Losses (from col (h))
(i) FM V. as of 12/31/69	(j) Adjusted basis as of 12/31/69	(k) Excess of col (i) over col. (j), if any	
a			
b			-3,493.
c			
d			80,343.
e			19,696.
2 Capital gain net income or (net capital loss)	{ If gain, also enter in Part I, line 7 If (loss), enter -0- in Part I, line 7 }		2 96,546.
3 Net short-term capital gain or (loss) as defined in sections 1222(5) and (6) If gain, also enter in Part I, line 8, column (c) If (loss), enter -0- in Part I, line 8	}		3 N/A

Part V Qualification Under Section 4940(e) for Reduced Tax on Net Investment Income

(For optional use by domestic private foundations subject to the section 4940(a) tax on net investment income)

If section 4940(d)(2) applies, leave this part blank

Was the foundation liable for the section 4942 tax on the distributable amount of any year in the base period? Yes No

If "Yes," the foundation does not qualify under section 4940(e). Do not complete this part

1 Enter the appropriate amount in each column for each year, see the instructions before making any entries

(a) Base period years Calendar year (or tax year beginning in)	(b) Adjusted qualifying distributions	(c) Net value of noncharitable-use assets	(d) Distribution ratio (col (b) divided by col (c))
2011	482,626.	7,997,548.	.060347
2010	483,281.	7,794,675.	.062001
2009	492,978.	8,455,665.	.058302
2008	501,617.	8,698,939.	.057664
2007	521,331.	9,943,515.	.052429
2 Total of line 1, column (d)			2 .290743
3 Average distribution ratio for the 5-year base period - divide the total on line 2 by 5, or by the number of years the foundation has been in existence if less than 5 years			3 .058149
4 Enter the net value of noncharitable-use assets for 2012 from Part X, line 5			4 7,649,583.
5 Multiply line 4 by line 3			5 444,816.
6 Enter 1% of net investment income (1% of Part I, line 27b)			6 2,257.
7 Add lines 5 and 6			7 447,073.
8 Enter qualifying distributions from Part XII, line 4 If line 8 is equal to or greater than line 7, check the box in Part VI, line 1b, and complete that part using a 1% tax rate See the Part VI instructions			8 454,000.

Part VI Excise Tax Based on Investment Income (Section 4940(a), 4940(b), 4940(e), or 4948 - see instructions)

1a	Exempt operating foundations described in section 4940(d)(2), check here <input type="checkbox"/> and enter "N/A" on line 1 Date of ruling or determination letter _____ (attach copy of letter if necessary-see instructions)		
b	Domestic foundations that meet the section 4940(e) requirements in Part V, check here <input checked="" type="checkbox"/> and enter 1% of Part I, line 27b	1	2,257.
c	All other domestic foundations enter 2% of line 27b Exempt foreign organizations enter 4% of Part I, line 12, col (b)		
2	Tax under section 511 (domestic section 4947(a)(1) trusts and taxable foundations only. Others enter -0-)	2	0.
3	Add lines 1 and 2	3	2,257.
4	Subtitle A (income) tax (domestic section 4947(a)(1) trusts and taxable foundations only Others enter -0-)	4	0.
5	Tax based on investment income. Subtract line 4 from line 3. If zero or less, enter -0-	5	2,257.
6 Credits/Payments:			
a	2012 estimated tax payments and 2011 overpayment credited to 2012	6a	1,400.
b	Exempt foreign organizations - tax withheld at source	6b	
c	Tax paid with application for extension of time to file (Form 8868)	6c	
d	Backup withholding erroneously withheld	6d	
7	Total credits and payments Add lines 6a through 6d	7	1,400.
8	Enter any penalty for underpayment of estimated tax Check here <input type="checkbox"/> if Form 2220 is attached	8	
9	Tax due. If the total of lines 5 and 8 is more than line 7, enter amount owed	9	857.
10	Overpayment. If line 7 is more than the total of lines 5 and 8, enter the amount overpaid	10	
11	Enter the amount of line 10 to be Credited to 2013 estimated tax <input type="checkbox"/> Refunded <input type="checkbox"/>	11	

Part VII-A Statements Regarding Activities

	Yes	No
1a		X
1b		X
1c		X
2		X
3		X
4a		X
4b		
5		X
6	X	
7	X	
8a		
8b	X	
9		X
10		X

N/A

Part VII-A Statements Regarding Activities (continued)

11	At any time during the year, did the foundation, directly or indirectly, own a controlled entity within the meaning of section 512(b)(13)? If "Yes," attach schedule (see instructions)	11		X
12	Did the foundation make a distribution to a donor advised fund over which the foundation or a disqualified person had advisory privileges? If "Yes," attach statement (see instructions)	12		X
13	Did the foundation comply with the public inspection requirements for its annual returns and exemption application? Website address ▶ N/A	13	X	
14	The books are in care of ▶ PNC BANK, N.A., TRUSTEE Telephone no ▶ (302) 429-1456 Located at ▶ 222 DELAWARE AVENUE, WILMINGTON, DE ZIP+4 ▶ 19899			
15	Section 4947(a)(1) nonexempt charitable trusts filing Form 990-PF in lieu of Form 1041 - Check here and enter the amount of tax-exempt interest received or accrued during the year ▶ 15 N/A			
16	At any time during calendar year 2012, did the foundation have an interest in or a signature or other authority over a bank, securities, or other financial account in a foreign country? See the instructions for exceptions and filing requirements for Form TD F 90-22 1 If "Yes," enter the name of the foreign country ▶	16	Yes	No X

Part VII-B Statements Regarding Activities for Which Form 4720 May Be Required

File Form 4720 if any item is checked in the "Yes" column, unless an exception applies.

		Yes	No
1a	During the year did the foundation (either directly or indirectly):		
(1)	Engage in the sale or exchange, or leasing of property with a disqualified person? <input type="checkbox"/> Yes <input checked="" type="checkbox"/> No		
(2)	Borrow money from, lend money to, or otherwise extend credit to (or accept it from) a disqualified person? <input type="checkbox"/> Yes <input checked="" type="checkbox"/> No		
(3)	Furnish goods, services, or facilities to (or accept them from) a disqualified person? <input checked="" type="checkbox"/> Yes <input type="checkbox"/> No		
(4)	Pay compensation to, or pay or reimburse the expenses of, a disqualified person? <input checked="" type="checkbox"/> Yes <input type="checkbox"/> No		
(5)	Transfer any income or assets to a disqualified person (or make any of either available for the benefit or use of a disqualified person)? <input type="checkbox"/> Yes <input checked="" type="checkbox"/> No		
(6)	Agree to pay money or property to a government official? (Exception. Check "No" if the foundation agreed to make a grant to or to employ the official for a period after termination of government service, if terminating within 90 days) <input type="checkbox"/> Yes <input checked="" type="checkbox"/> No		
b	If any answer is "Yes" to 1a(1)-(6), did any of the acts fail to qualify under the exceptions described in Regulations section 53.4941(d)-3 or in a current notice regarding disaster assistance (see instructions)? Organizations relying on a current notice regarding disaster assistance check here ▶ <input type="checkbox"/>	1b	X
c	Did the foundation engage in a prior year in any of the acts described in 1a, other than excepted acts, that were not corrected before the first day of the tax year beginning in 2012?	1c	X
2	Taxes on failure to distribute income (section 4942) (does not apply for years the foundation was a private operating foundation defined in section 4942(j)(3) or 4942(j)(5))		
a	At the end of tax year 2012, did the foundation have any undistributed income (lines 6d and 6e, Part XIII) for tax year(s) beginning before 2012? <input type="checkbox"/> Yes <input checked="" type="checkbox"/> No If "Yes," list the years ▶		
b	Are there any years listed in 2a for which the foundation is not applying the provisions of section 4942(a)(2) (relating to incorrect valuation of assets) to the year's undistributed income? (If applying section 4942(a)(2) to all years listed, answer "No" and attach statement - see instructions) N/A	2b	
c	If the provisions of section 4942(a)(2) are being applied to any of the years listed in 2a, list the years here ▶		
3a	Did the foundation hold more than a 2% direct or indirect interest in any business enterprise at any time during the year? <input type="checkbox"/> Yes <input checked="" type="checkbox"/> No		
b	If "Yes," did it have excess business holdings in 2012 as a result of (1) any purchase by the foundation or disqualified persons after May 26, 1969, (2) the lapse of the 5-year period (or longer period approved by the Commissioner under section 4943(c)(7)) to dispose of holdings acquired by gift or bequest; or (3) the lapse of the 10-, 15-, or 20-year first phase holding period? (Use Schedule C, Form 4720, to determine if the foundation had excess business holdings in 2012.) N/A	3b	
4a	Did the foundation invest during the year any amount in a manner that would jeopardize its charitable purposes?	4a	X
b	Did the foundation make any investment in a prior year (but after December 31, 1969) that could jeopardize its charitable purpose that had not been removed from jeopardy before the first day of the tax year beginning in 2012?	4b	X

Part VII-B Statements Regarding Activities for Which Form 4720 May Be Required (continued)

5a During the year did the foundation pay or incur any amount to

- (1) Carry on propaganda, or otherwise attempt to influence legislation (section 4945(e))?
(2) Influence the outcome of any specific public election (see section 4955), or to carry on, directly or indirectly, any voter registration drive?
(3) Provide a grant to an individual for travel, study, or other similar purposes?
(4) Provide a grant to an organization other than a charitable, etc., organization described in section 509(a)(1), (2), or (3), or section 4940(d)(2)?
(5) Provide for any purpose other than religious, charitable, scientific, literary, or educational purposes, or for the prevention of cruelty to children or animals?

b If any answer is "Yes" to 5a(1)-(5), did any of the transactions fail to qualify under the exceptions described in Regulations section 53 4945 or in a current notice regarding disaster assistance (see instructions)?

c If the answer is "Yes" to question 5a(4), does the foundation claim exemption from the tax because it maintained expenditure responsibility for the grant?
If "Yes," attach the statement required by Regulations section 53 4945-5(d).

6a Did the foundation, during the year, receive any funds, directly or indirectly, to pay premiums on a personal benefit contract?

b Did the foundation, during the year, pay premiums, directly or indirectly, on a personal benefit contract?
If "Yes" to 6b, file Form 8870.

7a At any time during the tax year, was the foundation a party to a prohibited tax shelter transaction?

b If "Yes," did the foundation receive any proceeds or have any net income attributable to the transaction?

Part VIII Information About Officers, Directors, Trustees, Foundation Managers, Highly Paid Employees, and Contractors

1 List all officers, directors, trustees, foundation managers and their compensation.

Table with 5 columns: (a) Name and address, (b) Title, and average hours per week devoted to position, (c) Compensation (If not paid, enter -0-), (d) Contributions to employee benefit plans and deferred compensation, (e) Expense account, other allowances. Row 1: SEE STATEMENT 8, 63,063., 0., 0.

2 Compensation of five highest-paid employees (other than those included on line 1). If none, enter "NONE."

Table with 5 columns: (a) Name and address of each employee paid more than \$50,000, (b) Title, and average hours per week devoted to position, (c) Compensation, (d) Contributions to employee benefit plans and deferred compensation, (e) Expense account, other allowances. Row 1: NONE

Total number of other employees paid over \$50,000

0

Part VIII Information About Officers, Directors, Trustees, Foundation Managers, Highly Paid Employees, and Contractors (continued)

3 Five highest-paid independent contractors for professional services. If none, enter "NONE."

(a) Name and address of each person paid more than \$50,000	(b) Type of service	(c) Compensation
NONE		

Total number of others receiving over \$50,000 for professional services ▶ 0

Part IX-A Summary of Direct Charitable Activities

List the foundation's four largest direct charitable activities during the tax year. Include relevant statistical information such as the number of organizations and other beneficiaries served, conferences convened, research papers produced, etc.

	Expenses
1 DISTRIBUTES INCOME, PRINCIPAL AND ANNUITIES TO SPECIFICALLY NAMED BENEFICIARIES OF THE TRUST ANNUALLY.	454,000.
2	
3	
4	

Part IX-B Summary of Program-Related Investments

Describe the two largest program-related investments made by the foundation during the tax year on lines 1 and 2

	Amount
1 N/A	
2	
3 All other program-related investments See instructions	

Total. Add lines 1 through 3 ▶ 0.

Part X Minimum Investment Return (All domestic foundations must complete this part. Foreign foundations, see instructions.)

1	Fair market value of assets not used (or held for use) directly in carrying out charitable, etc., purposes:		
a	Average monthly fair market value of securities	1a	7,296,740.
b	Average of monthly cash balances	1b	469,334.
c	Fair market value of all other assets	1c	
d	Total (add lines 1a, b, and c)	1d	7,766,074.
e	Reduction claimed for blockage or other factors reported on lines 1a and 1c (attach detailed explanation)	1e	0.
2	Acquisition indebtedness applicable to line 1 assets	2	0.
3	Subtract line 2 from line 1d	3	7,766,074.
4	Cash deemed held for charitable activities Enter 1 1/2% of line 3 (for greater amount, see instructions)	4	116,491.
5	Net value of noncharitable-use assets. Subtract line 4 from line 3 Enter here and on Part V, line 4	5	7,649,583.
6	Minimum investment return. Enter 5% of line 5	6	382,479.

Part XI Distributable Amount (see instructions) (Section 4942(j)(3) and (j)(5) private operating foundations and certain foreign organizations check here and do not complete this part)

1	Minimum investment return from Part X, line 6	1	382,479.
2a	Tax on investment income for 2012 from Part VI, line 5	2a	2,257.
b	Income tax for 2012 (This does not include the tax from Part VI)	2b	
c	Add lines 2a and 2b	2c	2,257.
3	Distributable amount before adjustments Subtract line 2c from line 1	3	380,222.
4	Recoveries of amounts treated as qualifying distributions	4	0.
5	Add lines 3 and 4	5	380,222.
6	Deduction from distributable amount (see instructions)	6	0.
7	Distributable amount as adjusted Subtract line 6 from line 5 Enter here and on Part XIII, line 1	7	380,222.

Part XII Qualifying Distributions (see instructions)

1	Amounts paid (including administrative expenses) to accomplish charitable, etc., purposes		
a	Expenses, contributions, gifts, etc - total from Part I, column (d), line 26	1a	454,000.
b	Program-related investments - total from Part IX-B	1b	0.
2	Amounts paid to acquire assets used (or held for use) directly in carrying out charitable, etc., purposes	2	
3	Amounts set aside for specific charitable projects that satisfy the:		
a	Suitability test (prior IRS approval required)	3a	
b	Cash distribution test (attach the required schedule)	3b	
4	Qualifying distributions. Add lines 1a through 3b Enter here and on Part V, line 8, and Part XIII, line 4	4	454,000.
5	Foundations that qualify under section 4940(e) for the reduced rate of tax on net investment income Enter 1% of Part I, line 27b	5	2,257.
6	Adjusted qualifying distributions. Subtract line 5 from line 4	6	451,743.

Note. The amount on line 6 will be used in Part V, column (b), in subsequent years when calculating whether the foundation qualifies for the section 4940(e) reduction of tax in those years.

COMMON WEALTH TRUST
C/O PNC BANK

Form 990-PF (2012)

51-0232187 Page 9

Part XIII Undistributed Income (see instructions)

	(a) Corpus	(b) Years prior to 2011	(c) 2011	(d) 2012
1 Distributable amount for 2012 from Part XI, line 7				380,222.
2 Undistributed income, if any, as of the end of 2012				
a Enter amount for 2011 only			0.	
b Total for prior years		0.		
3 Excess distributions carryover, if any, to 2012				
a From 2007	40,847.			
b From 2008	71,082.			
c From 2009	72,526.			
d From 2010	94,985.			
e From 2011	85,497.			
f Total of lines 3a through e	364,937.			
4 Qualifying distributions for 2012 from Part XII, line 4 ▶ \$ 454,000.				
a Applied to 2011, but not more than line 2a			0.	
b Applied to undistributed income of prior years (Election required - see instructions)		0.		
c Treated as distributions out of corpus (Election required - see instructions)	0.			
d Applied to 2012 distributable amount				380,222.
e Remaining amount distributed out of corpus	73,778.			
5 Excess distributions carryover applied to 2012 (If an amount appears in column (d), the same amount must be shown in column (a))	0.			0.
6 Enter the net total of each column as indicated below:	438,715.			
a Corpus Add lines 3f, 4c, and 4e Subtract line 5				
b Prior years' undistributed income Subtract line 4b from line 2b		0.		
c Enter the amount of prior years' undistributed income for which a notice of deficiency has been issued, or on which the section 4942(a) tax has been previously assessed		0.		
d Subtract line 6c from line 6b. Taxable amount - see instructions		0.		
e Undistributed income for 2011 Subtract line 4a from line 2a Taxable amount - see instr			0.	
f Undistributed income for 2012 Subtract lines 4d and 5 from line 1. This amount must be distributed in 2013				0.
7 Amounts treated as distributions out of corpus to satisfy requirements imposed by section 170(b)(1)(F) or 4942(g)(3)	0.			
8 Excess distributions carryover from 2007 not applied on line 5 or line 7	40,847.			
9 Excess distributions carryover to 2013. Subtract lines 7 and 8 from line 6a	397,868.			
10 Analysis of line 9				
a Excess from 2008	71,082.			
b Excess from 2009	72,526.			
c Excess from 2010	94,985.			
d Excess from 2011	85,497.			
e Excess from 2012	73,778.			

COMMON WEALTH TRUST

Part XIV Private Operating Foundations (see instructions and Part VII-A, question 9) N/A

1 a If the foundation has received a ruling or determination letter that it is a private operating foundation, and the ruling is effective for 2012, enter the date of the ruling ▶

b Check box to indicate whether the foundation is a private operating foundation described in section 4942(j)(3) or 4942(j)(5)

	Tax year	Prior 3 years			(e) Total
	(a) 2012	(b) 2011	(c) 2010	(d) 2009	
2 a Enter the lesser of the adjusted net income from Part I or the minimum investment return from Part X for each year listed					
b 85% of line 2a					
c Qualifying distributions from Part XII, line 4 for each year listed					
d Amounts included in line 2c not used directly for active conduct of exempt activities					
e Qualifying distributions made directly for active conduct of exempt activities					
Subtract line 2d from line 2c					
3 Complete 3a, b, or c for the alternative test relied upon					
a "Assets" alternative test - enter					
(1) Value of all assets					
(2) Value of assets qualifying under section 4942(j)(3)(B)(i)					
b "Endowment" alternative test - enter 2/3 of minimum investment return shown in Part X, line 6 for each year listed					
c "Support" alternative test - enter					
(1) Total support other than gross investment income (interest, dividends, rents, payments on securities loans (section 512(a)(5)), or royalties)					
(2) Support from general public and 5 or more exempt organizations as provided in section 4942(j)(3)(B)(iii)					
(3) Largest amount of support from an exempt organization					
(4) Gross investment income					

Part XV Supplementary Information (Complete this part only if the foundation had \$5,000 or more in assets at any time during the year-see instructions.)

1 **Information Regarding Foundation Managers:**
 a List any managers of the foundation who have contributed more than 2% of the total contributions received by the foundation before the close of any tax year (but only if they have contributed more than \$5,000) (See section 507(d)(2))

NONE

b List any managers of the foundation who own 10% or more of the stock of a corporation (or an equally large portion of the ownership of a partnership or other entity) of which the foundation has a 10% or greater interest

NONE

2 **Information Regarding Contribution, Grant, Gift, Loan, Scholarship, etc., Programs:**
 Check here if the foundation only makes contributions to preselected charitable organizations and does not accept unsolicited requests for funds. If the foundation makes gifts, grants, etc (see instructions) to individuals or organizations under other conditions, complete items 2a, b, c, and d.

a The name, address, and telephone number or e-mail of the person to whom applications should be addressed

b The form in which applications should be submitted and information and materials they should include

c Any submission deadlines

d Any restrictions or limitations on awards, such as by geographical areas, charitable fields, kinds of institutions, or other factors

COMMON WEALTH TRUST

Form 990-PF (2012)

C/O PNC BANK

51-0232187 Page 11

Part XV Supplementary Information (continued)

3 Grants and Contributions Paid During the Year or Approved for Future Payment

Recipient Name and address (home or business)	If recipient is an individual, show any relationship to any foundation manager or substantial contributor	Foundation status of recipient	Purpose of grant or contribution	Amount
a Paid during the year				
CASE WESTERN RESERVE UNIVERSITY 10900 EUCLID AVE CLEVELAND, OH 44106		PUBLIC	2012 ALLOCATION PER TRUST DOCUMENT	6,000.
CITY CLUB OF CLEVELAND 850 EUCLID AVE CLEVELAND, OH 44106		PUBLIC	2012 ALLOCATION PER TRUST DOCUMENT	1,000.
CITY OF CRESTLINE 100 NORTH SELTZER ST. CRESTLINE, OH 44827		PUBLIC	2012 ALLOCATION PER TRUST DOCUMENT	7,000.
RALPH HAYES COMMON WEALTH FOUNDATION 222 DELAWARE AVENUE WILMINGTON, DE 19899		PRIVATE FOUNDATION	CONTRIBUTIONS FOR 2012 AWARDS	220,000.
WESTERN RESERVE HISTORICAL SOCIETY 10825 E. BOULEVARD CLEVELAND, OH 44106		PUBLIC	2012 ALLOCATION PER TRUST DOCUMENT	220,000.
Total				454,000.
b Approved for future payment				
NONE				
Total				0.

Part XVII Information Regarding Transfers To and Transactions and Relationships With Noncharitable Exempt Organizations

- 1 Did the organization directly or indirectly engage in any of the following with any other organization described in section 501(c) of the Code... a Transfers from the reporting foundation to a noncharitable exempt organization of (1) Cash (2) Other assets b Other transactions (1) Sales of assets to a noncharitable exempt organization (2) Purchases of assets from a noncharitable exempt organization (3) Rental of facilities, equipment, or other assets (4) Reimbursement arrangements (5) Loans or loan guarantees (6) Performance of services or membership or fundraising solicitations c Sharing of facilities, equipment, mailing lists, other assets, or paid employees d If the answer to any of the above is "Yes," complete the following schedule...

Table with 4 columns: (a) Line no, (b) Amount involved, (c) Name of noncharitable exempt organization, (d) Description of transfers, transactions, and sharing arrangements. Row 1 contains 'N/A'.

2a Is the foundation directly or indirectly affiliated with, or related to, one or more tax-exempt organizations described in section 501(c) of the Code (other than section 501(c)(3)) or in section 527? [] Yes [X] No

Table with 3 columns: (a) Name of organization, (b) Type of organization, (c) Description of relationship. Row 1 contains 'N/A'.

Sign Here Under penalties of perjury, I declare that I have examined this return, including accompanying schedules and statements, and to the best of my knowledge and belief, it is true, correct, and complete. Declaration of preparer (other than taxpayer) is based on all information of which preparer has any knowledge. Signature of officer or trustee: [Signature] Date: 5/13/13 Title: TRUSTEE

May the IRS discuss this return with the preparer shown below (see instr)? [X] Yes [] No

Paid Preparer Use Only Prnt/Type preparer's name: JEFFREY ELWELL, CPA Preparer's signature: [Signature] Date: 5/13/13 Check [] if self-employed PTIN: P00012195 Firm's name: BELFINT, LYONS & SHUMAN, P.A. Firm's EIN: 51-0232399 Firm's address: 1011 CENTRE RD, STE 310 WILMINGTON, DE 19805 Phone no.: 302-225-0600

FORM 990-PF	DIVIDENDS AND INTEREST FROM SECURITIES	STATEMENT	1
-------------	--	-----------	---

SOURCE	GROSS AMOUNT	CAPITAL GAINS DIVIDENDS	COLUMN (A) AMOUNT
PNC BANK, CAPITAL GAIN DISTRIBUTIONS	19,696.	19,696.	0.
PNC BANK, DIVIDENDS AND INTEREST	199,836.	0.	199,836.
TOTAL TO FM 990-PF, PART I, LN 4	219,532.	19,696.	199,836.

FORM 990-PF	LEGAL FEES	STATEMENT	2
-------------	------------	-----------	---

DESCRIPTION	(A) EXPENSES PER BOOKS	(B) NET INVEST- MENT INCOME	(C) ADJUSTED NET INCOME	(D) CHARITABLE PURPOSES
COOCH AND TAYLOR	8,677.	0.		0.
TO FM 990-PF, PG 1, LN 16A	8,677.	0.		0.

FORM 990-PF	ACCOUNTING FEES	STATEMENT	3
-------------	-----------------	-----------	---

DESCRIPTION	(A) EXPENSES PER BOOKS	(B) NET INVEST- MENT INCOME	(C) ADJUSTED NET INCOME	(D) CHARITABLE PURPOSES
BELFINT LYONS & SHUMAN	11,500.	5,750.		0.
TO FORM 990-PF, PG 1, LN 16B	11,500.	5,750.		0.

FORM 990-PF	TAXES	STATEMENT	4
-------------	-------	-----------	---

DESCRIPTION	(A) EXPENSES PER BOOKS	(B) NET INVEST- MENT INCOME	(C) ADJUSTED NET INCOME	(D) CHARITABLE PURPOSES
FOREIGN TAXES PAID	1,869.	1,869.		0.
EXCISE TAXES PAID	2,054.	0.		0.
TO FORM 990-PF, PG 1, LN 18	3,923.	1,869.		0.

FORM 990-PF	OTHER EXPENSES	STATEMENT	5
-------------	----------------	-----------	---

DESCRIPTION	(A) EXPENSES PER BOOKS	(B) NET INVEST- MENT INCOME	(C) ADJUSTED NET INCOME	(D) CHARITABLE PURPOSES
MISCELLANEOUS	14.	14.		0.
TO FORM 990-PF, PG 1, LN 23	14.	14.		0.

FORM 990-PF	CORPORATE STOCK	STATEMENT	6
-------------	-----------------	-----------	---

DESCRIPTION	BOOK VALUE	FAIR MARKET VALUE
SEE ATTACHED - COMMON STOCK	1,510,275.	1,963,558.
TOTAL TO FORM 990-PF, PART II, LINE 10B	1,510,275.	1,963,558.

FORM 990-PF	OTHER INVESTMENTS	STATEMENT	7
-------------	-------------------	-----------	---

DESCRIPTION	VALUATION METHOD	BOOK VALUE	FAIR MARKET VALUE
SEE ATTACHED - OTHER EQUITY	COST	150,000.	195,630.
SEE ATTACHED - FIXED INCOME MUTUAL FUNDS	COST	2,293,951.	2,416,525.
SEE ATTACHED - EQUITY MUTUAL FUNDS	COST	2,697,353.	3,020,910.
TOTAL TO FORM 990-PF, PART II, LINE 13		5,141,304.	5,633,065.

FORM 990-PF

PART VIII - LIST OF OFFICERS, DIRECTORS
TRUSTEES AND FOUNDATION MANAGERS

STATEMENT 8

NAME AND ADDRESS	TITLE AND AVRG HRS/WK	COMPEN- SATION	EMPLOYEE BEN PLAN CONTRIB	EXPENSE ACCOUNT
PNC BANK N.A., DELAWARE 222 DELAWARE AVENUE WILMINGTON, DE 19899	TRUSTEE 10.00	63,063.	0.	0.
NICHOLAS MARSINI 222 DELAWARE AVENUE WILMINGTON, DE 19899	PRESIDENT 10.00	0.	0.	0.
RICHARD E. MENKIEWICZ 222 DELAWARE AVENUE WILMINGTON, DE 19899	SECRETARY 1.00	0.	0.	0.
LINDA MANFREDONIA 222 DELAWARE AVENUE WILMINGTON, DE 19899	MEMBER 1.00	0.	0.	0.
THOMAS MELCHER 222 DELAWARE AVENUE WILMINGTON, DE 19899	MEMBER 10.00	0.	0.	0.
CONNIE BOND STUART 222 DELAWARE AVENUE WILMINGTON, DE 19899	MEMBER 1.00	0.	0.	0.
RICHARD CAIRNS 222 DELAWARE AVENUE WILMINGTON, DE 19899	MEMBER 1.00	0.	0.	0.
MARY LIZ BIDDLE 222 DELAWARE AVENUE WILMINGTON, DE 19899	MEMBER 1.00	0.	0.	0.
TOTALS INCLUDED ON 990-PF, PAGE 6, PART VIII		63,063.	0.	0.

STATEMENT OF INVESTMENTS

AS OF 12/31/12

ACCOUNT
21-47-501-1127289

COMMON HEALTH TRUST CONS

PAR VALUE /SHARES	INVESTMENT DESCRIPTION	CARRYING VALUE	TAX COST	MARKET VALUE	% OF MARKET	ESTIMATED INCOME	YIELD AT MARKET	MARKET UNIT PRICE
CASH EQUIVALENTS								
18,974.120	BLACKROCK FUNDS MONEY MARKET INSTITUTIONAL SHARES #01 ACCOUNT 21-47-721-1127289	18,974.12	18,974.12	18,974.12	.238			1.000
46,579.420	BLACKROCK FUNDS MONEY MARKET INSTITUTIONAL SHARES #01 ACCOUNT 21-47-001-1127289	46,579.42	46,579.42	46,579.42	.584			1.000
170,735.860	BLACKROCK FUNDS MONEY MARKET INSTITUTIONAL SHARES #01 (INCOME INVESTMENT) ACCOUNT 21-47-001-1127289	170,735.86	170,735.86	170,735.86	2.142			1.000
130,867.970	BLACKROCK FUNDS MONEY MARKET INSTITUTIONAL SHARES #01 ACCOUNT 21-47-633-1127289	130,867.97	130,867.97	130,867.97	1.641			1.000
8,729.080	BLACKROCK FUNDS MONEY MARKET INSTITUTIONAL SHARES #01 ACCOUNT 21-47-660-1127289	8,729.08	8,729.08	8,729.08	.109			1.000
	TOTAL CASH EQUIVALENTS	<u>375,886.45</u>	<u>375,886.45</u>	<u>375,886.45</u>	<u>4.714</u>			
	COMMON STOCK							
1,625.000	ALCATEL-LUCENT SPONSORED ADR	4,075.78	2,491.52	2,258.75	.028	349.38	15.468	1.390



STATEMENT OF INVESTMENTS

AS OF 12/31/12

PAGE 3

ACCOUNT 21-47-501-1127289 COMMON WEALTH TRUST CONS

PAR VALUE /SHARES	INVESTMENT DESCRIPTION	CARRYING VALUE	TAX COST	MARKET VALUE	% OF MARKET	ESTIMATED INCOME	YIELD AT MARKET	MARKET UNIT PRICE
38.000	CYTEC INDS INC	2,376.00	2,376.00	2,615.54	.033	19.00	.726	68.830
141.000	SUNTRUST BANKS INC	2,530.57	2,247.51	3,997.35	.050	28.20	.705	28.350
40.000	GARDNER DENVER INC	2,450.05	2,450.05	2,740.00	.034	8.00	.292	68.500
18.000	LORILLARD INC	2,449.22	2,449.22	2,100.06	.026	37.21	1.772	116.670
110.000	SPIRIT AEROSYSTEMS HOLD CL A	2,586.86	2,586.86	1,866.70	.023	35.20	1.886	16.970
675.000	PFIZER INC	11,076.07	9,094.01	16,928.33	.212	648.00	3.828	25.079
72.000	PAYCHEX INC	2,327.22	2,327.22	2,239.20	.028	95.04	4.244	31.100
50.000	GREAT PLAINS ENERGY INC	1,062.35	1,062.35	1,015.50	.013	43.50	4.284	20.310
120.000	PARAMETRIC TECHNOLOGY CORP NAME CHANGE 1/28/2013 SEE 69370C100	1,954.99	1,954.99	2,701.20	.034			22.510
74.000	ACCENTURE PLC CLASS A ISIN IE00B4BNMY34 SEDOL B4BNMY3 ACCOUNT 21-47-721-1127289	2,260.35	2,228.47	4,921.00	.062	119.88	2.436	66.500
43.000	EVEREST RE GROUP LTD ACCOUNT 21-47-660-1127289	3,783.48	3,658.36	4,727.85	.059	82.56	1.746	109.950
191.000	INVECO LTD ISIN BM6491BT1088 SEDOL B28XP76 ACCOUNT 21-47-660-1127289	4,162.16	3,409.15	4,983.19	.063	151.79	2.645	26.090



STATEMENT OF INVESTMENTS

AS OF 12/31/12

PAGE 4

ACCOUNT 21-47-501-1127289 COMMON WEALTH TRUST CONS

PAR VALUE /SHARES	INVESTMENT DESCRIPTION	CARRYING VALUE	TAX COST	MARKET VALUE	% OF MARKET	ESTIMATED INCOME	YIELD AT MARKET	MARKET UNIT PRICE
60.000	LAZARD LTD CL A SEDOL B081VQ7 ISIN BM6540501027 ACCOUNT 21-47-660-1127289	1,855.93	1,855.93	1,790.40	.022	48.00	2.681	29.840
31.000	PARTNERRE LTD ACCOUNT 21-47-660-1127289	2,331.94	2,331.94	2,495.19	.031	76.88	3.081	80.490
110.000	WILLIS GROUP HOLDINGS PLC SEDOL B4XGY11 ISIN IE00B4XGY116 ACCOUNT 21-47-660-1127289	4,091.54	4,082.85	3,688.30	.046	118.80	3.221	33.530
276.000	WILLIS GROUP HOLDINGS PLC SEDOL B4XGY11 ISIN IE00B4XGY116 ACCOUNT 21-47-721-1127289	9,063.52	8,788.12	9,254.28	.116	298.08	3.221	33.530
151.000	XL GROUP PLC SEDOL B51RL12 ISIN IE00B51RL125 ACCOUNT 21-47-660-1127289	2,111.64	2,111.64	3,784.06	.047	66.44	1.756	25.060
64.000	PENTAIR LTD SEDOL B8DTTS0 ISIN CH0193880173 ACCOUNT 21-47-660-1127289	1,972.51	1,888.67	3,145.60	.039	58.88	1.872	49.150
150.000	TRANSOCEAN LTD SEDOL B3KFW1 ISIN CH0048265513 ACCOUNT 21-47-633-1127289	11,367.00	11,367.00	6,699.00	.084	474.00	7.076	44.660



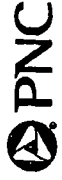
STATEMENT OF INVESTMENTS

AS OF 12/31/12

PAGE 5

ACCOUNT 21-47-501-1127289 COMMON WEALTH TRUST CONS

PAR VALUE /SHARES	INVESTMENT DESCRIPTION	CARRYING VALUE	TAX COST	MARKET VALUE	% OF MARKET	ESTIMATED INCOME	YIELD AT MARKET	MARKET UNIT PRICE
43.000	CHECK POINT SOFTWARE TECH SEDOL 2181334 ISIN IL0010824113 ACCOUNT 21-47-660-1127289	2,301.80	2,301.80	2,048.52	.026			47.640
176.000	CHECK POINT SOFTWARE TECH SEDOL 2181334 ISIN IL0010824113 ACCOUNT 21-47-721-1127289	8,042.72	8,042.72	8,384.64	.105			47.640
65.000	ADOBE SYSTEMS INC ACCOUNT 21-47-660-1127289	1,593.29	1,593.29	2,449.20	.031	3.25	.133	37.680
137.000	AETNA INC NEW ACCOUNT 21-47-660-1127289	4,762.72	4,691.07	6,344.47	.080	109.60	1.727	46.310
560.000	AGILENT TECHNOLOGIES (IPO) ACCOUNT 21-47-633-1127289	12,475.54	12,475.54	22,926.40	.288	268.80	1.172	40.940
34.000	AGRIUM INC SEDOL 2015530 ISIN CA0089161081 ACCOUNT 21-47-721-1127289	3,528.30	3,528.30	3,395.61	.043	68.00	2.003	99.871
208.000	AIR PRODUCTS & CHEMICALS INC ACCOUNT 21-47-633-1127289	18,100.74	18,100.74	17,476.16	.219	532.48	3.047	84.020
387.000	AKZO NOBEL N V ADR ACCOUNT 21-47-721-1127289	7,180.23	7,180.23	8,707.50	.109	193.11	2.218	22.500
41.000	ALBEMARLE CORP ACCOUNT 21-47-660-1127289	2,179.37	1,918.12	2,546.92	.032	32.80	1.288	62.120



STATEMENT OF INVESTMENTS

AS OF 12/31/12

PAGE 6

ACCOUNT
21-47-501-1127289

COMMON WEALTH TRUST CONS

PAR VALUE /SHARES	INVESTMENT DESCRIPTION	CARRYING VALUE	TAX COST	MARKET VALUE	% OF MARKET	ESTIMATED INCOME	YIELD AT MARKET	MARKET UNIT PRICE
65.000	ALEXANDRIA REAL ESTATE EQUITIES INC ACCOUNT 21-47-660-1127289	3,196.83	3,185.49	4,505.80	.057	145.60	3.231	69.320
57.000	ALLEGHANY CORP DEL ACCOUNT 21-47-633-1127289	13,250.06	13,250.06	19,118.94	.240			335.420
118.000	ALTERA CORP ACCOUNT 21-47-660-1127289	4,058.93	4,054.22	4,058.02	.051	47.20	1.163	34.390
1,251.000	AMERICAN EXPRESS CO ACCOUNT 21-47-633-1127289	36,529.08	36,529.08	71,907.48	.902	1,000.80	1.392	57.480
61.000	AMERISOURCEBERGEN CORP ACCOUNT 21-47-660-1127289	2,433.45	2,433.45	2,633.98	.033	51.24	1.945	43.180
56.000	AMERIPRISE FINANCIAL INC ACCOUNT 21-47-660-1127289	3,139.45	3,139.45	3,507.28	.044	100.80	2.874	62.630
280.000	AMERIPRISE FINANCIAL INC ACCOUNT 21-47-633-1127289	7,117.60	7,117.60	17,536.40	.220	504.00	2.874	62.630
42.000	AMPHENOL CORP NEW CL A ACCOUNT 21-47-660-1127289	1,306.51	813.96	2,717.40	.034	17.64	.649	64.700
98.000	ANHEUSER BUSCH INBEV SPONSORED ADR ACCOUNT 21-47-721-1127289	3,746.24	3,746.24	8,566.18	.107	126.71	1.479	87.410
81.000	ARKEMA ADR W/I SPONSORED ADR ISIN US0412321095 SEDOL B14MHP2 ACCOUNT 21-47-721-1127289	6,342.10	6,342.10	8,754.48	.110	108.30	1.237	108.080



STATEMENT OF INVESTMENTS

AS OF 12/31/12

PAGE 7

ACCOUNT
21-47-501-1127289

COMMON WEALTH TRUST CONS

PAR VALUE /SHARES	INVESTMENT DESCRIPTION	CARRYING VALUE	TAX COST	MARKET VALUE	% OF MARKET	ESTIMATED INCOME	YIELD AT MARKET	MARKET UNIT PRICE
60.000	AUTOLIV INC ACCOUNT 21-47-721-1127289	3,371.00	3,371.00	4,043.40	.051	120.00	2.968	67.390
6.000	AUTOZONE INC ACCOUNT 21-47-660-1127289	2,263.18	2,263.18	2,126.58	.027			354.630
26.000	AVALONBAY COMMUNITIES INC REIT ACCOUNT 21-47-660-1127289	3,105.20	3,098.40	3,525.34	.044	111.28	3.157	135.590
65.000	BASF SE SPONSORED ADR ACCOUNT 21-47-721-1127289	3,343.15	1,865.04	6,175.00	.077	156.85	2.540	95.000
273.000	BG GROUP PLC SPON ADR ACCOUNT 21-47-721-1127289	5,330.81	5,030.78	4,561.83	.057	67.70	1.484	16.710
97.000	BHP BILLITON PLC ADR ACCOUNT 21-47-721-1127289	6,449.47	6,449.47	6,825.89	.086	217.28	3.183	70.370
32.000	BAIDU INC ACCOUNT 21-47-721-1127289	3,661.02	3,661.02	3,209.28	.040			100.290
2,703.000	BANK NEW YORK MELLON CORP COM ACCOUNT 21-47-633-1127289	67,374.68	67,374.68	69,467.10	.871	1,405.56	2.023	25.700
87.000	BANK OF NOVA SCOTIA SEDOL 2957665 ISIN CA0641491075 ACCOUNT 21-47-721-1127289	4,534.10	4,534.10	5,035.56	.063	197.93	3.931	57.880
55.000	B/E AEROSPACE INC ACCOUNT 21-47-660-1127289	1,362.21	970.34	2,717.00	.034			49.400



STATEMENT OF INVESTMENTS

AS OF 12/31/12

PAGE 8

ACCOUNT
21-47-501-1127289

COMMON WEALTH TRUST CONS

PAR VALUE /SHARES	INVESTMENT DESCRIPTION	CARRYING VALUE	TAX COST	MARKET VALUE	% OF MARKET	ESTIMATED INCOME	YIELD AT MARKET	MARKET UNIT PRICE
655.000	BED BATH AND BEYOND ACCOUNT 21-47-633-1127289	29,203.87	29,203.87	36,621.05	.459			55.910
105.000	MR BERKLEY CORP ACCOUNT 21-47-660-1127289	2,601.32	2,405.70	3,887.22	.049	37.08	.954	37.740
591.000	BERKSHIRE HATHAWAY INC CLASS B ACCOUNT 21-47-633-1127289	47,374.56	47,374.56	53,012.70	.665			89.700
728.000	BOSTON SCIENTIFIC CORP ACCOUNT 21-47-660-1127289	5,275.65	5,248.68	4,171.44	.052			5.730
309.000	BRAWBLES LTD UNSPON ADR ACCOUNT 21-47-721-1127289	4,637.66	4,637.66	4,894.56	.061	149.87	3.062	15.840
108.000	BUNZL PLC SPONS ADR ACCOUNT 21-47-721-1127289	6,856.49	6,502.02	8,910.00	.112	227.99	2.559	82.500
65.000	CIT GROUP INC ACCOUNT 21-47-660-1127289	2,344.46	2,344.46	2,511.60	.032			38.640
53.000	CMS ENERGY CORP ACCOUNT 21-47-660-1127289	766.54	687.85	1,292.14	.016	54.06	4.184	24.380
24.000	CNOOC LTD SPON ADR ACCOUNT 21-47-721-1127289	4,726.66	4,726.66	5,280.00	.066	119.74	2.268	220.000
269.000	CSL LTD UNSPON ADR ACCOUNT 21-47-721-1127289	4,591.83	4,547.43	7,626.15	.096	103.57	1.358	28.350



STATEMENT OF INVESTMENTS

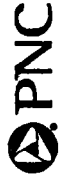
AS OF 12/31/12

PAGE 9

ACCOUNT
21-47-501-1127289

COMMON WEALTH TRUST CONS

PAR VALUE /SHARES	INVESTMENT DESCRIPTION	CARRYING VALUE	TAX COST	MARKET VALUE	% OF MARKET	ESTIMATED INCOME	YIELD AT MARKET	MARKET UNIT PRICE
1,665.000	CVS CAREMARK CORPORATION ACCOUNT 21-47-633-1127289	52,044.04	52,044.04	80,502.75	1.010	1,498.50	1.861	48.350
387.000	CAIRM ENERGY PLC UNSPON ADR ACCOUNT 21-47-721-1127289	3,543.02	3,543.02	3,397.86	.043	1,940.42	57.107	8.780
155.000	CALPINE CORP ACCOUNT 21-47-660-1127289	2,293.41	2,293.41	2,447.55	.031			18.130
61.000	CAMDEN PROPERTY REIT ACCOUNT 21-47-660-1127289	2,393.07	2,393.07	2,796.61	.035	103.32	3.694	68.210
105.000	CAMERON INTL CORP ACCOUNT 21-47-660-1127289	4,819.76	4,819.76	5,928.30	.074			56.460
1,020.000	CANADIAN NATURAL RESOURCES SEDOL 2171573 ISIN CAJ363851017 ACCOUNT 21-47-633-1127289	25,988.89	25,988.89	29,447.40	.369	431.46	1.465	28.870
128.000	CANON INC SPONS ADR ACCOUNT 21-47-721-1127289	4,601.24	4,510.18	5,018.88	.063	180.68	3.596	39.210
49.000	CARPENTER TECHNOLOGY CORP ACCOUNT 21-47-660-1127289	2,364.49	2,364.49	2,529.87	.032	35.28	1.395	51.630
72.000	CELANESE CORP-SERIES A ACCOUNT 21-47-660-1127289	3,207.44	3,207.44	3,206.16	.040	21.60	.674	44.530
136.000	CENOVUS ENERGY INC ISIN CAL135U109 SEDOL B5BQMT4 ACCOUNT 21-47-721-1127289	4,125.56	3,851.39	4,561.44	.057	120.50	2.642	33.540



STATEMENT OF INVESTMENTS

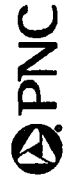
AS OF 12/31/12

PAGE 10

ACCOUNT
21-47-501-1127289

COMMON WEALTH TRUST CONS

PAR VALUE /SHARES	INVESTMENT DESCRIPTION	CARRYING VALUE	TAX COST	MARKET VALUE	% OF MARKET	ESTIMATED INCOME	YIELD AT MARKET	MARKET UNIT PRICE
116.000	CHINA MOBILE LTD SPON ADR ACCOUNT 21-47-721-1127289	6,462.88	5,799.87	6,811.52	.085	227.48	3.340	58.720
10.000	CHIPOTLE MEXICAN GRIL CL A ACCOUNT 21-47-660-1127289	2,474.12	2,474.12	2,974.60	.037			297.460
45.000	CHURCH & DWIGHT INC ACCOUNT 21-47-660-1127289	2,274.12	2,274.12	2,303.51	.029	41.28	1.792	53.570
138.000	CIELO S.A. ADR ACCOUNT 21-47-721-1127289	3,726.92	3,726.92	3,981.30	.050	144.07	3.619	28.850
536.000	COCA COLA CO ACCOUNT 21-47-633-1127289	14,161.76	14,161.76	19,430.00	.244	546.72	2.814	36.250
85.000	COCA COLA ENTERPRISES ACCOUNT 21-47-660-1127289	2,413.51	2,413.51	2,697.05	.034	54.40	2.017	31.730
70.000	COGNIZANT TECHNOLOGY SOLUTIONS ACCOUNT 21-47-721-1127289	4,381.29	4,381.29	5,171.74	.065			73.882
31.000	CONCHO RESOURCES INC ACCOUNT 21-47-660-1127289	2,590.06	2,590.06	2,497.36	.031			80.560
81.000	CONSTELLATION BRANDS INC CL A ACCOUNT 21-47-660-1127289	1,738.11	1,738.11	2,866.59	.036			35.390
235.000	CORUS ENTERTAINMENT INC B SH ISIN CA2208741017 SEDOL 2591513 ACCOUNT 21-47-721-1127289	4,254.44	4,253.66	5,828.00	.073	243.70	4.182	24.800



STATEMENT OF INVESTMENTS

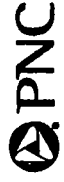
AS OF 12/31/12

PAGE 11

ACCOUNT
21-47-501-1127289

COMMON WEALTH TRUST CONS

PAR VALUE /SHARES	INVESTMENT DESCRIPTION	CARRYING VALUE	TAX COST	MARKET VALUE	% OF MARKET	ESTIMATED INCOME	YIELD AT MARKET	MARKET UNIT PRICE
795.000	COSTCO WHOLESALE CORP ACCOUNT 21-47-633-1127289	44,408.70	44,408.70	78,490.35	.985	874.50	1.114	98.730
120.000	CREDIT SUISSE GROUP SPONSORED ADR ACCOUNT 21-47-721-1127289	5,103.56	4,317.42	2,947.20	.037	94.08	3.192	24.560
125.000	D R HORTON INC ACCOUNT 21-47-660-1127289	2,496.70	2,496.70	2,472.50	.031	18.75	.758	19.780
929.000	DEUTSCHE BOERSE AG UNSPN ADR ACCOUNT 21-47-721-1127289	6,180.53	6,180.53	5,741.22	.072	259.19	4.515	6.180
500.000	DEUTSCHE TELEKOM AG SPONSORED ADR ACCOUNT 21-47-721-1127289	8,179.23	8,179.23	5,681.00	.071	425.00	7.481	11.362
620.000	DEVON ENERGY CORP NEW ACCOUNT 21-47-633-1127289	43,765.80	43,765.80	32,264.80	.405	496.00	1.537	52.040
355.000	DIAGEO PLC SPONSORED ADR ACCOUNT 21-47-633-1127289	25,171.65	25,171.65	41,385.90	.519	1,019.56	2.464	116.580
543.000	DISNEY WALT CO ACCOUNT 21-47-633-1127289	20,166.86	20,166.86	27,035.97	.339	407.25	1.506	49.790
85.000	DOVER CORP ACCOUNT 21-47-660-1127289	4,727.11	4,727.11	5,585.35	.070	119.00	2.131	65.710
577.000	EOG RES INC ACCOUNT 21-47-633-1127289	41,829.00	41,829.00	69,695.83	.874	392.36	.563	120.790



STATEMENT OF INVESTMENTS

AS OF 12/31/12

PAGE 12

ACCOUNT 21-47-501-1127289 COMMON WEALTH TRUST CONS

PAR VALUE /SHARES	INVESTMENT DESCRIPTION	CARRYING VALUE	TAX COST	MARKET VALUE	% OF MARKET	ESTIMATED INCOME	YIELD AT MARKET	MARKET UNIT PRICE
99.000	ECOPETROL SA SPONSORED ADR ACCOUNT 21-47-721-1127289	5,237.37	5,237.37	5,907.33	.074	392.34	6.642	59.670
79.000	EDISON INTL ACCOUNT 21-47-660-1127289	3,356.37	3,075.07	3,570.01	.045	106.65	2.987	45.190
759.000	ERICSSON SPON ADR ACCOUNT 21-47-721-1127289	8,694.42	8,694.42	7,463.90	.094	179.58	2.406	10.100
491.000	EXPERIAN PLC SPON ADR ACCOUNT 21-47-721-1127289	4,909.05	3,974.20	7,885.46	.099	143.57	1.818	16.060
484.000	EXPRESS SCRIPTS HLDG CO ACCOUNT 21-47-633-1127289	20,070.32	20,070.32	26,136.00	.328			54.000
228.000	FANUC CORP ADR ACCOUNT 21-47-721-1127289	6,604.67	6,604.67	7,083.96	.089	77.98	1.101	51.070
71.000	FIDELITY NATIONAL INFORMATION ACCOUNT 21-47-660-1127289	2,268.01	2,268.01	2,471.51	.031	56.80	2.298	34.810
78.000	FIRST REPUBLIC BANK/FRAN ACCOUNT 21-47-660-1127289	2,391.10	2,391.10	2,556.84	.032	31.20	1.220	32.780
111.000	FORTUNE BRANDS HOME & SEC ACCOUNT 21-47-660-1127289	2,523.42	2,523.42	3,243.42	.041			29.220
143.000	FRESENIUS MEDICAL CARE A6 & CO SPONSORED ADR ACCOUNT 21-47-721-1127289	3,632.85	3,202.00	4,904.90	.062	44.76	.913	34.300



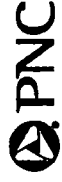
STATEMENT OF INVESTMENTS

AS OF 12/31/12

PAGE 13

ACCOUNT 21-47-501-1127289 COMMON WEALTH TRUST CONS

PAR VALUE /SHARES	INVESTMENT DESCRIPTION	CARRYING VALUE	TAX COST	MARKET VALUE	% OF MARKET	ESTIMATED INCOME	YIELD AT MARKET	MARKET UNIT PRICE
481.000	STUADAN USNPON ADR MARKETS FRAGRANCES & FLAVORS ACCOUNT 21-47-721-1127289	7,284.83	6,966.32	10,149.10	.127	209.72	2.066	21.100
52.000	6006LE INC-CL A ACCOUNT 21-47-633-1127289	24,073.63	23,937.97	36,783.76	.461	458.80	1.270	707.380
740.000	HARLEY DAVIDSON INC ACCOUNT 21-47-633-1127289	25,410.65	25,410.65	36,134.20	.453	60.00	1.783	48.830
150.000	HARTFORD FINL SVCS GROUP INC ACCOUNT 21-47-660-1127289	2,903.30	2,717.52	3,566.00	.042	192.72	3.705	22.440
365.000	HEHLETT-PACKARD CO ACCOUNT 21-47-633-1127289	12,868.00	12,868.00	5,201.25	.065	55.20	1.719	14.250
69.000	HOLLYFRONTIER CORP ACCOUNT 21-47-660-1127289	2,214.14	2,214.14	3,211.95	.040	102.96	2.297	15.670
183.000	HOLOGIC INC ACCOUNT 21-47-660-1127289	3,500.74	3,500.74	3,661.83	.066	376.32	6.550	10.250
286.000	HOST HOTELS & RESORTS INC REIT ACCOUNT 21-47-660-1127289	3,725.26	3,698.96	4,481.62	.056	271.41	3.640	14.480
560.000	ICAP PLC SPON ADR ISIN US4509361097 SEDOL B0417X4 ACCOUNT 21-47-721-1127289	6,759.84	6,759.84	5,745.60	.072			
515.000	INDUSTRIAL & COML BK CHINA UNSPON ADR ACCOUNT 21-47-721-1127289	7,213.59	7,213.59	7,457.20	.094			



STATEMENT OF INVESTMENTS

AS OF 12/31/12

ACCOUNT 21-47-501-1127289 COMMON WEALTH TRUST CONS

PAR VALUE /SHARES	INVESTMENT DESCRIPTION	CARRYING VALUE	TAX COST	MARKET VALUE	% OF MARKET	ESTIMATED INCOME	YIELD AT MARKET	MARKET UNIT PRICE
468.000	INFORMA PLC UNSP ADR ISIN US45672B1070 SEDOL B3TYWNO ACCOUNT 21-47-721-1127289	5,580.71	5,580.71	6,954.48	.087	238.68	3.432	14.860
713.000	IRON MTN INC PA ACCOUNT 21-47-633-1127289	17,852.62	17,417.91	22,138.65	.278	770.04	3.478	31.050
279.000	JUNIPER NETWORKS INC ACCOUNT 21-47-660-1127289	5,147.54	5,147.54	5,487.93	.069			19.670
1,226.000	JUPITER TELECOM INSPON ADR ACCOUNT 21-47-721-1127289	10,748.71	10,467.89	15,263.70	.191	286.88	1.879	12.450
130.000	KIMCO REALTY CORP REIT ACCOUNT 21-47-660-1127289	2,302.40	2,302.40	2,511.60	.032	109.20	4.348	19.320
663.000	KONINKLIHKE AHOLD SP ADR ISIN US5004674025 SEDOL 2037813 ACCOUNT 21-47-721-1127289	7,503.23	7,414.40	9,016.80	.113	289.07	3.206	13.600
1,418.000	LI & FUNG LTD UNSPON ADR ISIN US5018971029 SEDOL B3F8NPF5 ACCOUNT 21-47-721-1127289	4,860.48	4,860.48	5,076.44	.064	143.22	2.821	3.580
278.000	L OREAL CO UNSPONSORED ADR ACCOUNT 21-47-721-1127289	5,987.92	5,987.92	7,778.44	.098	113.42	1.458	27.980
154.000	LAM RESEARCH CORP ACCOUNT 21-47-660-1127289	5,593.97	5,593.97	5,564.02	.070			36.130



STATEMENT OF INVESTMENTS

AS OF 12/31/12

PAGE 15

ACCOUNT 21-47-501-1127289 COMMON WEALTH TRUST CONS

PAR VALUE /SHARES	INVESTMENT DESCRIPTION	CARRYING VALUE	TAX COST	MARKET VALUE	% OF MARKET	ESTIMATED INCOME	YIELD AT MARKET	MARKET UNIT PRICE
61.000	LENNOX INTERNATIONAL INC ACCOUNT 21-47-660-1127289	2,304.49	2,304.49	3,203.72	.040	48.80	1.523	52.520
176.000	LIBERTY INTERACTIVE CORP SER A	1,748.91	1,461.96	3,463.68	.043			19.680
115.000	LIBERTY PPTY TR ACCOUNT 21-47-660-1127289	3,469.97	3,452.12	4,115.85	.052	218.50	5.309	35.790
57.000	LIFE TECHNOLOGIES CORP ACCOUNT 21-47-660-1127289	2,344.69	2,118.44	2,794.71	.035			49.030
50.000	LIMITED BRANDS INC ACCOUNT 21-47-660-1127289	2,384.41	2,384.41	2,353.00	.030	50.00	2.125	47.060
597.000	LINDE AG SPONSORED ADR ACCOUNT 21-47-721-1127289	7,371.15	7,350.93	10,560.93	.132	133.13	1.261	17.690
1,255.000	LOENS CORPORATION ACCOUNT 21-47-633-1127289	43,076.03	43,076.03	51,141.25	.641	313.75	.613	40.750
62.000	M&T BK CORP ACCOUNT 21-47-660-1127289	4,455.76	4,410.47	6,105.14	.077	173.60	2.844	98.470
257.000	MFA FINANCIAL INC ACCOUNT 21-47-660-1127289	1,939.61	1,939.61	2,084.27	.026	205.60	9.864	8.110
261.000	MGM RESORTS INTERNATIONAL ACCOUNT 21-47-660-1127289	3,467.08	3,467.08	3,038.04	.038	104.40	3.436	11.640
79.000	MACY'S INC ACCOUNT 21-47-660-1127289	2,488.64	2,467.42	3,082.58	.039	63.20	2.050	39.020



STATEMENT OF INVESTMENTS

AS OF 12/31/12

PAGE 16

ACCOUNT 21-47-501-1127289 COMMON WEALTH TRUST CONS

PAR VALUE /SHARES	INVESTMENT DESCRIPTION	CARRYING VALUE	TAX COST	MARKET VALUE	% OF MARKET	ESTIMATED INCOME	YIELD AT MARKET	MARKET UNIT PRICE
59.000	MARATHON PETROLEUM CORP ACCOUNT 21-47-660-1127289	2,515.54	2,449.37	3,717.00	.047	82.60	2.222	63.000
23.000	MARTIN MARIETTA MATLS INC ACCOUNT 21-47-660-1127289	1,870.56	1,802.24	2,168.44	.027	36.80	1.697	94.280
368.000	MICROSOFT CORP ACCOUNT 21-47-653-1127289	8,607.52	8,607.52	9,828.91	.123	338.56	3.445	26.789
246.000	MONSANTO CO ACCOUNT 21-47-633-1127289	19,075.62	19,075.62	23,283.90	.292	369.00	1.585	94.650
43.000	MONSTER BEVERAGE CORPORATION ACCOUNT 21-47-660-1127289	2,489.63	2,489.63	2,272.12	.028			52.840
165.000	MYLAN INC ACCOUNT 21-47-660-1127289	3,689.03	3,683.09	4,529.25	.057			27.450
148.000	NASDAQ OMX GROUP INC ACCOUNT 21-47-660-1127289	3,947.55	3,934.04	3,698.52	.046	76.96	2.081	24.990
121.000	NESTLE S.A. SPONSORED ADR REPSTG REG SH ACCOUNT 21-47-721-1127289	5,681.96	5,342.89	7,885.57	.099	214.41	2.719	65.170
56.000	METAPP INC ACCOUNT 21-47-660-1127289	2,075.95	2,075.95	1,878.80	.024			33.550
765.000	NEW GOLD INC ISIN CA6445351068 SEDOL B043N83 ACCOUNT 21-47-721-1127289	7,196.14	7,196.14	8,437.95	.106			11.030
779.000	NORDEA BK AB ADR ACCOUNT 21-47-721-1127289	8,347.31	8,347.31	7,486.19	.094	215.00	2.872	9.610



STATEMENT OF INVESTMENTS

AS OF 12/31/12

PAGE 17

COMMON WEALTH TRUST CONS

ACCOUNT
21-47-501-1127289

PAR VALUE /SHARES	INVESTMENT DESCRIPTION	CARRYING VALUE	TAX COST	MARKET VALUE	% OF MARKET	ESTIMATED INCOME	YIELD AT MARKET	MARKET UNIT PRICE
95.000	NORTHEAST UTILITIES ACCOUNT 21-47-660-1127289	2,527.18	2,527.18	3,712.60	.047	130.34	3.511	39.080
123.000	NOVARTIS AG SPONSORED ADR ACCOUNT 21-47-721-1127289	6,629.17	6,462.04	7,785.90	.098	259.04	3.527	63.500
37.000	NOVO NORDISK A S ADR ACCOUNT 21-47-721-1127289	1,609.04	1,444.11	6,038.77	.076	67.78	1.122	163.210
124.000	NV ENERGY INC ACCOUNT 21-47-660-1127289	1,548.69	1,548.69	2,249.36	.028	84.32	3.749	18.140
651.000	OCCIDENTAL PETROLEUM CORP ACCOUNT 21-47-633-1127289	34,719.98	34,719.98	49,873.11	.626	1,406.16	2.819	76.610
373.000	ON SEMICONDUCTOR CORPORATION ACCOUNT 21-47-660-1127289	2,403.95	2,403.95	2,629.65	.033			7.050
346.000	ORACLE CORP ACCOUNT 21-47-633-1127289	9,668.66	9,668.66	11,528.72	.145	83.04	.720	33.320
168.000	PPL CORPORATION ACCOUNT 21-47-660-1127289	4,921.55	4,768.56	4,809.84	.060	241.92	5.030	28.630
33.000	PVH CORP ACCOUNT 21-47-660-1127289	2,457.35	2,439.05	3,663.33	.046	4.95	.135	111.010
882.000	PARTNER COMMUNICATIONS ADR ISIN US70211M1099 SEDOL 2501758 ACCOUNT 21-47-721-1127289	3,479.67	3,479.67	5,274.36	.066	321.05	6.087	5.980
89.000	PEABODY ENERGY CORP ACCOUNT 21-47-660-1127289	2,451.95	2,451.95	2,368.29	.030	30.26	1.278	26.610



STATEMENT OF INVESTMENTS

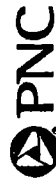
AS OF 12/31/12

PAGE 18

ACCOUNT
21-47-501-1127289

COMMON WEALTH TRUST CONS

PAR VALUE /SHARES	INVESTMENT DESCRIPTION	CARRYING VALUE	TAX COST	MARKET VALUE	% OF MARKET	ESTIMATED INCOME	YIELD AT MARKET	MARKET UNIT PRICE
302.000	PERNOD RICARD SA UNSPONSORED ADR ACCOUNT 21-47-721-1127289	6,056.61	6,056.61	7,006.40	.088	86.98	1.241	23.200
545.000	PETROFLAC LTD UNSPON ADR ACCOUNT 21-47-721-1127289	6,494.20	6,494.20	7,243.05	.091	142.79	1.971	13.290
47.000	PETSMART INC ACCOUNT 21-47-660-1127289	2,108.71	2,108.71	3,211.98	.040	31.02	.966	68.340
270.000	PHILIP MORRIS INTERNAT-M/I ACCOUNT 21-47-633-1127289	11,800.83	11,800.84	22,582.80	.283	918.00	4.065	83.640
55.000	PINNACLE WEST CAPITAL CORP ACCOUNT 21-47-660-1127289	1,969.38	1,969.38	2,803.90	.035	119.90	4.276	50.980
31.000	PIONEER NAT RES CO ACCOUNT 21-47-660-1127289	2,599.67	2,323.12	3,304.29	.041	2.48	.075	106.590
147.000	POLYCOM INC ACCOUNT 21-47-660-1127289	2,687.67	2,687.67	1,537.62	.019			10.460
298.000	POTASH CORP SASKATCHEWAN INC ISIN CA755L1076 SEDOL 2696980 ACCOUNT 21-47-633-1127289	13,353.73	13,353.73	12,125.62	.152	333.76	2.753	40.690
218.000	PRINCIPAL FINANCIAL GROUP ACCOUNT 21-47-660-1127289	5,042.93	4,890.61	6,217.36	.078	200.56	3.226	28.520
1,745.000	PROGRESSIVE CORP OHIO ACCOUNT 21-47-633-1127289	26,277.03	26,277.03	36,819.50	.462	495.58	1.346	21.100
122.000	QUESTAR CORP ACCOUNT 21-47-660-1127289	2,454.93	2,454.93	2,410.72	.030	82.96	3.441	19.760



STATEMENT OF INVESTMENTS

AS OF 12/31/12

PAGE 19

ACCOUNT
21-47-501-1127289

COMMON WEALTH TRUST CONS

PAR VALUE /SHARES	INVESTMENT DESCRIPTION	CARRYING VALUE	TAX COST	MARKET VALUE	% OF MARKET	ESTIMATED INCOME	YIELD AT MARKET	MARKET UNIT PRICE
57.000	RANGE RES CORP ACCOUNT 21-47-660-1127289	3,485.73	3,485.73	3,581.31	.045	9.12	.255	62.830
125.000	REED ELSEVIER PLC SPON ADR ACCOUNT 21-47-721-1127289	3,894.78	3,765.00	5,255.00	.066	172.88	3.290	42.040
68.000	RELIANCE STL & ALUM CO ACCOUNT 21-47-660-1127289	3,603.84	3,603.84	4,222.80	.053	68.00	1.610	62.100
85.000	RIO TINTO PLC SPONSORED ADR ACCOUNT 21-47-721-1127289	4,950.00	4,950.00	4,937.65	.062	140.68	2.849	58.090
290.000	ROCHE HOLDING LTD SPONSORED ADR ACCOUNT 21-47-721-1127289	10,516.92	10,353.95	14,645.00	.184	447.18	3.053	50.500
34.000	ROCKWELL AUTOMATION INC ACCOUNT 21-47-660-1127289	2,607.70	2,594.62	2,855.66	.036	63.92	2.238	83.990
44.000	ROCKWELL COLLINS INC ACCOUNT 21-47-660-1127289	2,471.00	2,471.00	2,559.48	.032	52.80	2.063	58.170
260.000	SLM CORP ACCOUNT 21-47-660-1127289	2,979.79	2,297.97	4,453.80	.056	130.00	2.919	17.130
93.000	SAFRAN SA UNSPON ADR ACCOUNT 21-47-721-1127289	3,573.60	3,573.60	4,022.25	.050	61.94	1.540	43.250
91.000	SAP AG SPONSORED ADR ACCOUNT 21-47-721-1127289	4,185.99	3,735.26	7,314.58	.092	61.43	.840	80.360



STATEMENT OF INVESTMENTS

AS OF 12/31/12

PAGE 20

ACCOUNT
21-47-501-1127289

COMMON WEALTH TRUST CONS

PAR VALUE /SHARES	INVESTMENT DESCRIPTION	CARRYING VALUE	TAX COST	MARKET VALUE	% OF MARKET	ESTIMATED INCOME	YIELD AT MARKET	MARKET UNIT PRICE
590.000	SBERBANK SPONSORED ADR ACCOUNT 21-47-721-1127289	6,948.99	6,948.99	7,410.40	.093	114.46	1.545	12.560
66.000	SCANA CORP W/I ACCOUNT 21-47-660-1127289	2,391.15	2,300.40	3,012.24	.038	130.68	4.338	45.640
632.000	SCHNEIDER ELECT SA - UNSP ADR ACCOUNT 21-47-721-1127289	7,095.18	6,869.26	9,347.28	.117	208.56	2.231	14.790
261.000	SEALED AIR CORP ACCOUNT 21-47-660-1127289	3,967.43	3,967.43	4,570.11	.057	135.72	2.970	17.510
44.000	SEMPRA ENERGY ACCOUNT 21-47-660-1127289	2,201.06	2,087.36	3,121.36	.039	105.60	3.383	70.940
524.000	SBS S.A. UNSPONSORED ADR ISIN US8188001049 SEDOL 2545770 ACCOUNT 21-47-721-1127289	6,652.86	6,618.92	11,674.72	.146	88.03	.754	22.280
140.000	SHINHAN FINANCIAL GRP ADR ACCOUNT 21-47-721-1127289	6,264.59	6,264.59	5,129.60	.064	70.70	1.378	36.640
239.000	SILVER WHEATON CORP ISIN CA8283361076 SEDOL B058ZK6 ACCOUNT 21-47-721-1127289	4,855.39	4,775.98	8,623.12	.108	66.92	.776	36.080
44.000	JM SMUCKER CO/THE-NEW COH WI ACCOUNT 21-47-660-1127289	2,501.92	1,864.14	3,794.56	.048	91.52	2.412	86.240



STATEMENT OF INVESTMENTS

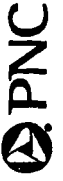
AS OF 12/31/12

ACCOUNT
21-47-501-1127289

COMMON WEALTH TRUST

PAGE 21

PAR VALUE /SHARES	INVESTMENT DESCRIPTION	CARRYING VALUE	TAX COST	MARKET VALUE	% OF MARKET	ESTIMATED INCOME	YIELD AT MARKET	MARKET UNIT PRICE
94.000	QUIMICA Y MINERA CHIL SPONSORED ADR SEDOL 909641 ISIN US8336351056 ACCOUNT 21-47-721-1127289	2,918.47	2,194.79	5,418.16	.068	95.41	1.761	57.640
116.000	SODEXHO SA SPON ADR ACCOUNT 21-47-721-1127289	6,616.01	6,282.90	9,893.64	.124	205.32	2.075	85.290
352.000	SOFTBANK CORP UNSPON ADR ACCOUNT 21-47-721-1127289	5,129.80	5,059.14	6,388.80	.080	108.42	1.697	18.150
120.000	SOUTHWESTERN ENERGY CO ACCOUNT 21-47-660-1127289	4,159.85	4,159.85	4,009.20	.050	28.80	.718	33.410
62.000	STANLEY BLACK & DECKER INC ACCOUNT 21-47-660-1127289	4,569.57	4,569.57	4,586.14	.058	121.52	2.650	73.970
48.000	STARWOOD HOTELS & RESORTS WORLDWIDE INC ACCOUNT 21-47-660-1127289	2,583.13	2,583.13	2,753.28	.035	60.00	2.179	57.360
277.000	SUBSEA 7 SA SPON ADR ACCOUNT 21-47-721-1127289	6,649.76	6,547.01	6,706.17	.084	160.66	2.396	24.210
202.000	SVENSKA CELLULOZA AB SP ADR ACCOUNT 21-47-721-1127289	3,603.42	3,603.42	4,439.96	.056	101.40	2.284	21.980
67.000	TRW AUTOMOTIVE HOLDINGS CORP ACCOUNT 21-47-660-1127289	2,081.65	2,081.65	3,591.87	.045	76.44	2.456	53.610
91.000	TANGER FACTORY OUTLET ACCOUNT 21-47-660-1127289	2,249.02	2,249.02	3,112.20	.039	76.44	2.456	34.200



STATEMENT OF INVESTMENTS

AS OF 12/31/12

ACCOUNT
21-47-501-1127289

COMMON WEALTH TRUST CONS

PAR VALUE /SHARES	INVESTMENT DESCRIPTION	CARRYING VALUE	TAX COST	MARKET VALUE	% OF MARKET	ESTIMATED INCOME	YIELD AT MARKET	MARKET UNIT PRICE
178.000	TESCO PLC SPON ADR ACCOUNT 21-47-721-1127289	3,297.07	2,696.26	2,951.24	.037	117.30	3.975	16.580
57.000	TESORO CORP ACCOUNT 21-47-660-1127289	2,583.75	2,583.75	2,510.85	.031	34.20	1.362	44.050
965.000	TEXAS INSTRUMENTS INC ACCOUNT 21-47-633-1127289	18,553.36	18,553.36	29,808.85	.374	810.60	2.719	30.890
74.000	TOLL BROTHERS INC ACCOUNT 21-47-660-1127289	2,292.93	2,292.93	2,392.42	.030			32.330
72.000	TOYOTA MTR CORP ADR 2 COM ACCOUNT 21-47-721-1127289	5,691.66	5,585.29	6,714.00	.084	99.00	1.475	93.250
486.000	TULLOH DIL PLC UNSPON ADR ISIN US89994J52028 SEDOL B4XSF9 ACCOUNT 21-47-721-1127289	5,579.03	5,579.03	5,064.12	.064	38.88	.768	10.420
254.000	UNILEVER NV NEW YORK SHARES NEW SEDOL 2416542 ISIN US9047847093 ACCOUNT 21-47-721-1127289	6,551.54	5,802.50	9,728.20	.122	334.52	3.439	38.300
197.000	UNITED OVERSEAS BK LTD SPONSORED ADR ACCOUNT 21-47-721-1127289	5,518.16	5,518.16	6,471.45	.081	187.74	2.901	32.850
87.000	VENTAS INC ACCOUNT 21-47-660-1127289	5,433.13	5,433.13	5,630.64	.071	215.76	3.832	64.720
43.000	VERTEX PHARMACEUTICALS INC ACCOUNT 21-47-660-1127289	2,515.32	2,515.32	1,801.70	.023			41.900



STATEMENT OF INVESTMENTS

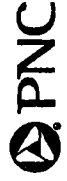
AS OF 12/31/12

PAGE 23

ACCOUNT 21-47-501-1127289

COMMON WEALTH TRUST CONS

PAR VALUE /SHARES	INVESTMENT DESCRIPTION	CARRYING VALUE	TAX COST	MARKET VALUE	% OF MARKET	ESTIMATED INCOME	YIELD AT MARKET	MARKET UNIT PRICE
231.000	VODAFONE GROUP PLC SPONSORED ADR MEN ACCOUNT 21-47-721-1127289	6,362.04	5,333.79	5,818.89	.073	346.27	5.951	25.190
75.000	WASTE CONNECTIONS INC ACCOUNT 21-47-660-1127289	2,502.69	2,502.69	2,534.25	.032	30.00	1.184	33.790
2,162.000	WELLS FARGO & COMPANY ACCOUNT 21-47-633-1127289	46,382.04	43,628.90	73,897.16	.927	2,162.00	2.926	34.180
155.000	XCEL ENERGY INC ACCOUNT 21-47-660-1127289	3,447.21	3,147.40	4,140.05	.052	167.40	4.043	26.710
	TOTAL COMMON STOCK	1,535,683.57	1,510,274.52	1,963,558.38	24.629	38,832.28	1.978	
	MUTUAL FUNDS - FIXED							
1,365.405	BLACKROCK FUNDS INTERNATIONAL BOND PORTFOLIO FUND 325 INSTITUTIONAL CLASS (INCOME INVESTMENT) ACCOUNT 21-47-001-1127289	13,845.21	13,845.21	13,681.36	.172	312.68	2.285	10.020
34,957.173	BLACKROCK FUNDS INTERNATIONAL BOND PORTFOLIO FUND 325 INSTITUTIONAL CLASS ACCOUNT 21-47-001-1127289	410,660.14	393,756.03	350,270.87	4.393	8,005.19	2.285	10.020
121.798	BLACKROCK INFLATION PROTECTED BD PORTFOLIO INST CLASS FD #360 (INCOME INVESTMENT) ACCOUNT 21-47-001-1127289	1,473.75	1,473.75	1,470.10	.018	26.55	1.806	12.070



STATEMENT OF INVESTMENTS

AS OF 12/31/12

PAGE 24

ACCOUNT 21-47-501-1127289

COMMON WEALTH TRUST CONS

PAR VALUE /SHARES	INVESTMENT DESCRIPTION	CARRYING VALUE	TAX COST	MARKET VALUE	% OF MARKET	ESTIMATED INCOME	YIELD AT MARKET	MARKET UNIT PRICE
29,529.626	BLACKROCK INFLATION PROTECTED BD PORTFOLIO INST CLASS FD #360 ACCOUNT 21-47-001-1127289	314,702.81	313,137.50	356,422.59	4.471	6,437.46	1.806	12.070
4,000.000	ISHARES IBOXX \$ INVESTOR INVESTMENT GRADE CORP BD FD ETF ACCOUNT 21-47-001-1127289	452,846.00	452,846.00	483,960.00	6.070	18,432.00	3.809	120.990
4,000.000	ISHARES BARCLAYS INTERMEDIATE CREDIT BOND FUND ETF ACCOUNT 21-47-001-1127289	433,430.40	433,430.40	445,160.00	5.584	13,868.00	3.115	111.290
10,000.000	POWERSHARES DB AGRICULTURE FUND ETF ACCOUNT 21-47-001-1127289	245,312.00	245,312.00	279,500.00	3.506			27.950
3,000.000	SPDR GOLD TRUST ETF ACCOUNT 21-47-001-1127289	440,150.30	440,150.30	486,060.00	5.097			162.020
	TOTAL MUTUAL FUNDS - FIXED	2,312,420.61	2,293,951.19	2,416,526.92	30.311	47,081.88	1.948	
	MUTUAL FUNDS - EQUITY							
6,000.000	ISHARES MSCI EMU INDEX FUND ETF ACCOUNT 21-47-001-1127289	177,240.00	177,240.00	200,760.00	2.518	5,472.00	2.726	33.660
21,000.000	ISHARES MSCI PACIFIC EX JPN ETF ACCOUNT 21-47-001-1127289	986,214.50	986,214.50	989,940.00	12.417	41,622.00	4.204	47.140



STATEMENT OF INVESTMENTS

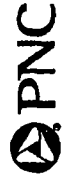
AS OF 12/31/12

ACCOUNT
21-47-501-1127289

COMMON WEALTH TRUST

CONS

PAR VALUE /SHARES	INVESTMENT DESCRIPTION	CARRYING VALUE	TAX COST	MARKET VALUE	% OF MARKET	ESTIMATED INCOME	YIELD AT MARKET	MARKET UNIT PRICE
7,400.000	ISHARES INC MSCI JAPAN INDEX FD ETF ACCOUNT 21-47-001-1127289	76,812.00	76,812.00	72,150.00	.905	1,398.60	1.938	9.750
10,000.000	ISHARES S&P NORTH AMERICAN ETF FUND ANATURAL RESOURCES SECTOR INDEX ACCOUNT 21-47-001-1127289	252,285.54	252,285.54	381,600.00	4.786	5,960.00	1.562	38.160
11,000.000	ISHARES MSCI EAFE INDEX FUND ETF	490,752.30	490,752.30	625,460.00	7.845	19,349.00	3.094	56.860
10,000.000	THE JPHORGAN ALERIAN MLP INDEX ETN ETF	363,198.00	363,198.00	384,600.00	4.824	20,230.00	5.260	38.460
5,000.000	VANGUARD TOTAL STOCK MARKET ETF ACCOUNT 21-47-001-1127289	350,850.00	350,850.00	366,400.00	4.596	7,815.00	2.133	73.280
	TOTAL MUTUAL FUNDS - EQUITY	<u>2,697,352.34</u>	<u>2,697,352.34</u>	<u>3,020,910.00</u>	<u>37.891</u>	<u>101,846.60</u>	<u>3.371</u>	
	OTHER ASSETS	150,000.00	150,000.00	195,650.00	2.454			130.420
150,000.000	CREDIT SUISSE GLOBAL EQUITY NOTE 20% BUFFER 150.05% CAP 140% PART MATURITY 5/26/13 ISSUED 5/21/10 ACCOUNT 21-47-001-1127289							



STATEMENT OF INVESTMENTS

AS OF 12/31/12

ACCOUNT
21-47-501-1127289

PAGE 26

COMMON WEALTH TRUST CONS

PAR VALUE /SHARES	INVESTMENT DESCRIPTION	CARRYING VALUE	TAX COST	MARKET VALUE	% OF MARKET	ESTIMATED INCOME	YIELD AT MARKET	MARKET UNIT PRICE
	TOTAL OTHER ASSETS	<u>150,000.00</u>	<u>150,000.00</u>	<u>195,630.00</u>	<u>2.454</u>			
	TOTAL INVESTMENTS	<u>7,071,342.97</u>	<u>7,027,464.50</u>	<u>7,972,509.75</u>	<u>100.000</u>	<u>187,760.76</u>	<u>2.355</u>	

750,000.00 (1/1/12) (1/1/12)



REPORT: TMS-TX-23
 BANK 21 PNC BANK (21)
 REGION 47 DELAWARE
 OFFICE 001 C & E

GAIN/LOSS FEDERAL REPORT INTERNAL USE ONLY
 ACCOUNT 1127289 COMMON WEALTH TRUST
 FROM: 01/01/12 TO: 12/31/12

PAGE: 1
 RUN DATE: 03/25/13

TAX CODE	OR-OFF SERIAL	SEQ LOT#	DATES ACQUIRED	TRADE	UNITS	PROCEEDS	TAX COST	FEDERAL G/L	STATE G/L
ASSET	G1151C101			ACCENTURE PLC CLASS A					
830	721	41572-00001	00000	06/04/09 05/08/12	15.000	892.63	451.72	440.91 L	.00
			TOTAL-LONG		15.000	892.63	451.72	440.91	.00
ASSET	G16962105			BUNGE L LIMITED					
830	660	41618-00001	00000	11/18/11 06/21/12	40.000	2,419.94	2,450.72	30.78-S	.00
			TOTAL-SHORT		40.000	2,419.94	2,450.72	30.78-	.00
ASSET	G24140108			COOPER INDUSTRIES PLC					
				MERGED 11/30/2012 @ \$39.15 P/S SEE G29183103					
830	660	41585-00001	00000	10/07/05 05/21/12	34.000	2,393.53	1,139.51	1,254.02 L	.00
			TOTAL-LONG		34.000	2,393.53	1,139.51	1,254.02	.00
ASSET	G3223R108			EVEREST RE GROUP LTD					
830	660	41724-00001	00000	10/07/05 10/04/12	17.000	1,846.67	1,591.88	254.79 L	.00
			TOTAL-LONG		17.000	1,846.67	1,591.88	254.79	.00
ASSET	G491BT108			INVESCO LTD					
				ISIN BMG491BT1088 SEDOL B28XP76					
830	660	41472-00001	00000	05/13/09 01/27/12	6.000	136.50	90.06	46.44 L	.00
830	660	41745-00001	00000	02/10/12 10/26/12	7.000	168.63	169.19	.56-S	.00
			TOTAL-SHORT		13.000	305.13	259.25	.56-	.00
			TOTAL-LONG					46.44	.00
ASSET	G54050102			LAZARD LTD CL A					
				SEDOL B081VQ7 ISIN BMG540501027					
830	660	41472-00002	00000	06/08/10 01/27/12	5.000	139.95	154.66	14.71-L	.00
			TOTAL-LONG		5.000	139.95	154.66	14.71-	.00
ASSET	G6852T105			PARTNERRE LTD					
830	660	41745-00002	00000	03/24/11 10/26/12	2.000	163.18	150.45	12.73 L	.00

REPORT: TMS-TX-23
 BANK 21 PNC BANK (21)
 REGION 47 DELAWARE
 OFFICE 001 C & E

GAIN/LOSS FEDERAL REPORT INTERNAL USE ONLY
 ACCOUNT 1127289 COMMON WEALTH TRUST
 FROM: 01/01/12 TO: 12/31/12

PAGE: 2
 RUN DATE: 03/25/13

TAX CODE	OR-OFF ASSET	SERIAL SEQ LOT#	ACQUIRED DATE	TRADE DATE	UNITS	PROCEEDS	TAX COST	FEDERAL G/L	STATE G/L
					2.000	163.18	150.45	12.73	.00
					10.000	167.00	233.67	66.67-S	.00
					110.000	1,275.97	2,570.37	1,294.40-L	.00
					72.000	835.18	1,656.33	821.15-L	.00
					192.000	2,278.15	4,460.37	66.67-	.00
								2,115.55-	.00
					13.000	468.12	491.09	22.97-L	.00
					5.000	167.45	194.67	27.22-S	.00
					18.000	635.57	685.76	27.22-	.00
								22.97-	.00
					6.000	147.84	83.91	63.93 L	.00
					6.000	147.84	83.91	63.93	.00
					129.000	2,458.03	3,900.29	1,442.26-S	.00
					72.000	1,371.93	1,873.07	501.14-S	.00
					201.000	3,829.96	5,773.36	1,943.40-	.00
					48.000	1,547.34	1,176.58	370.76 S	.00

ASSET G94368100 WARNER CHILCOTT PLC CL A
 SEDOL B446CM7
 ISIN IE00B446CM77

ASSET G96666105 WILLIS GROUP HOLDINGS PLC
 SEDOL B4XGY11
 ISIN IE00B4XGY116

ASSET G98290102 XL GROUP PLC
 SEDOL B5LRLL2
 ISIN IE00B5LRLL25

ASSET N6596X109 NXP SEMICONDUCTORS
 ISIN NL0009538784 SEDOL B505PN7

ASSET 00724F101 ADOBE SYSTEMS INC
 830 660 41486-00001 00000 08/08/11 02/14/12

REPORT: TMS-TX-23
 BANK 21 PNC BANK (21)
 REGION 47 DELAWARE
 OFFICE 001 C & E

GAIN/LOSS FEDERAL REPORT INTERNAL USE ONLY
 ACCOUNT 1127289 COMMON WEALTH TRUST
 FROM: 01/01/12 TO: 12/31/12

PAGE: 3
 RUN DATE: 03/25/13

TAX CODE	OR-OFF SERIAL	SEQ LOT#	ACQUIRED	TRADE	DATES	UNITS	PROCEEDS	TAX COST	FEDERAL G/L	STATE G/L
ASSET	00724F101	(CONT'D)				48.000	1,547.34	1,176.58	370.76	.00
TOTAL-SHORT										
ASSET	00817Y108	AETNA INC NEW				4.000	175.80	178.48	2.68-S	.00
830	660	41745-00005	00000	01/18/12	10/26/12	4.000	175.80	178.48	2.68-	.00
TOTAL-SHORT										
ASSET	012653101	ALBEMARLE CORP				23.000	1,230.96	1,509.32	278.36-S	.00
830	660	41702-00001	00000	04/20/12	09/13/12	4.000	214.08	187.13	26.95 S	.00
830	660	41702-00001	00000	10/13/11	09/13/12	27.000	1,445.04	1,696.45	251.41-	.00
TOTAL-SHORT										
ASSET	013904305	ALCATEL-LUCENT SPONSORED ADR				196.000	270.47	728.63	458.16-L	.00
830	721	41796-00001	00000	08/12/11	12/18/12	362.000	499.55	1,255.77	756.22-L	.00
830	721	41796-00001	00000	10/28/10	12/18/12	739.000	1,019.80	2,421.41	1,401.61-L	.00
830	721	41796-00001	00000	11/05/10	12/18/12	610.000	841.78	1,594.05	752.27-L	.00
830	721	41796-00001	00000	05/27/10	12/18/12	74.000	102.12	116.17	14.05-S	.00
TOTAL-SHORT										
TOTAL-LONG						1,981.000	2,733.72	6,116.03	3,368.26-	.00
ASSET	017175100	ALLEGHANY CORP DEL				.114	37.33	24.52	12.81 L	.00
833	633	41519-00001	00000	10/08/08	03/19/12	.114	37.33	24.52	12.81	.00
TOTAL-LONG										
ASSET	01741R102	ALLEGHENY TECHNOLOGIES INC				15.000	615.43	734.29	118.86-S	.00
830	660	41513-00001	00000	08/15/11	03/08/12	30.000	1,230.86	1,437.72	206.86-S	.00
830	660	41513-00001	00000	08/12/11	03/08/12	45.000	1,846.29	2,172.01	325.72-	.00
TOTAL-SHORT										
ASSET	021441100	ALTERA CORP				4.000	121.40	142.30	20.90-S	.00
830	660	41745-00006	00000	04/27/12	10/26/12	4.000	121.40	142.30	20.90-S	.00

REPORT: TMS-TX-23
 BANK 21 PNC BANK (21)
 REGION 47 DELAWARE
 OFFICE 001 C & E

GAIN/LOSS FEDERAL REPORT INTERNAL USE ONLY
 ACCOUNT 1127289 COMMON WEALTH TRUST
 FROM: 01/01/12 TO: 12/31/12

PAGE: 4
 RUN DATE: 03/25/13

TAX CODE	OR-OFF SERIAL	SEQ LOT#	ACQUIRED	TRADE	DATES	UNITS	PROCEEDS	TAX COST	FEDERAL G/L	STATE G/L
ASSET	021441100	(CONT'D)				4.000	121.40	142.30	20.90	.00
TOTAL-SHORT										
ASSET	025816109	AMERICAN EXPRESS CO				379.000	21,883.16	11,066.76	10,816.40	.00
830	633	41555-00002	00000	10/08/08	04/19/12					
TOTAL-LONG										
ASSET	03076C106	AMERIPRISE FINANCIAL INC				2.000	116.90	112.12	4.78	.00
830	660	41745-00007	00000	02/29/12	10/26/12					
TOTAL-SHORT										
ASSET	032095101	AMPHENOL CORP NEW				3.000	164.10	58.14	105.96	.00
830	660	41472-00004	00000	10/07/05	01/27/12					
TOTAL-LONG										
ASSET	032654105	ANALOG DEVICES INC				61.000	2,496.74	2,249.17	247.57	.00
830	660	41704-00001	00000	06/26/12	09/17/12					
TOTAL-SHORT										
ASSET	0534484101	AVALONBAY COMMUNITIES INC				13.000	1,866.31	1,559.40	306.91	.00
830	660	41631-00001	00000	03/01/11	07/03/12					
TOTAL-LONG										
ASSET	055262505	BASF SE				18.000	1,156.94	1,539.95	383.01	.00
830	721	41625-00001	00000	03/12/12	06/28/12					
830	721	41625-00001	00000	02/23/09	06/28/12	1.000	64.27	28.69	35.58	.00
TOTAL-SHORT										
TOTAL-LONG										
ASSET	055434203	BG GROUP PLC				82.000	1,592.96	1,565.69	27.27	.00
830	721	41604-00001	00000	01/26/10	06/07/12					
TOTAL-SHORT										
TOTAL-LONG										

REPORT: TMS-TX-23
 BANK 21 PNC BANK (21)
 REGION 47 DELAWARE
 OFFICE 001 C & E

GAIN/LOSS FEDERAL REPORT INTERNAL USE ONLY
 ACCOUNT 1127289 COMMON WEALTH TRUST
 FROM: 01/01/12 TO: 12/31/12

PAGE: 5
 RUN DATE: 03/25/13

TAX CODE	OR-OFF	SERIAL	SEQ LOT#	ACQUIRED	TRADE	UNITS	PROCEEDS	TAX COST	FEDERAL G/L	STATE G/L
	ASSET	055434203	(CONT'D)							
			TOTAL-LONG			82.000	1,592.96	1,565.69	27.27	.00
	ASSET	055921100	BMC SOFTWARE INC							
830	660	41466	00002	00000	04/29/10 01/23/12	42.000	1,436.52	1,681.00	244.48-L	.00
			TOTAL-LONG			42.000	1,436.52	1,681.00	244.48-	.00
	ASSET	058498106	BALL CORPORATION							
830	660	41702	00003	00000	05/09/12 09/13/12	59.000	2,569.99	2,418.50	151.49 S	.00
			TOTAL-SHORT			59.000	2,569.99	2,418.50	151.49	.00
	ASSET	071813109	BAXTER INTERNATIONAL INC							
830	633	41605	00001	00000	07/29/10 06/08/12	172.000	8,684.55	7,649.84	1,034.71 L	.00
			TOTAL-LONG			172.000	8,684.55	7,649.84	1,034.71	.00
	ASSET	07317Q105	BAYTEX ENERGY CORP							
			IS IN CA07317Q1054 SEDOL B51ZJN8							
830	721	41614	00006	00000	04/14/11 06/19/12	19.000	814.88	1,127.21	312.33-L	.00
830	721	41614	00006	00000	03/21/11 06/19/12	66.000	2,830.63	3,766.09	935.46-L	.00
830	721	41614	00006	00000	05/23/11 06/19/12	35.000	1,501.09	1,924.86	423.77-L	.00
			TOTAL-LONG			120.000	5,146.60	6,818.16	1,671.56-	.00
	ASSET	073302101	B/E AEROSPACE INC							
830	660	41463	00002	00000	11/28/11 01/18/12	35.000	1,458.33	1,301.48	156.85 S	.00
830	660	41463	00002	00000	08/26/09 01/18/12	6.000	250.00	105.86	144.14 L	.00
			TOTAL-SHORT			41.000	1,708.33	1,407.34	156.85	.00
			TOTAL-LONG						144.14	.00
	ASSET	075887109	BECTON DICKINSON & CO							
830	633	41614	00001	00000	04/19/12 06/19/12	44.000	3,281.28	3,362.92	81.64-S	.00
830	633	41614	00001	00000	06/08/09 06/19/12	140.000	10,440.42	9,377.68	1,062.74 L	.00

REPORT: TMS-TX-23
 BANK 21 PNC BANK (21)
 REGION 47 DELAWARE
 OFFICE 001 C & E

GAIN/LOSS FEDERAL REPORT INTERNAL USE ONLY
 ACCOUNT 1127289 COMMON WEALTH TRUST
 FROM: 01/01/12 TO: 12/31/12

PAGE: 6
 RUN DATE: 03/25/13

TAX CODE	OR-OFF SERIAL	SEQ LOT#	DATES	ACQUIRED	TRADE	UNITS	PROCEEDS	TAX COST	FEDERAL G/L	STATE G/L
ASSET	075887109	(CONT'D)				184.000	13,721.70	12,740.60	81.64-	.00
			TOTAL-SHORT						1,062.74	.00
			TOTAL-LONG							.00
ASSET	084423102	MR BERKLEY CORP				5.000	196.00	117.94	78.06 L	.00
830	660	41745-00008	00000	09/09/08	10/26/12					
			TOTAL-LONG			5.000	196.00	117.94	78.06	.00
ASSET	084670702	BERKSHIRE HATHAWAY INC				159.000	12,589.35	12,745.44	156.09-L	.00
830	633	41555-00006	00000	10/08/08	04/19/12					
			TOTAL-LONG			159.000	12,589.35	12,745.44	156.09-	.00
ASSET	091928457	BLACKROCK FUNDS								
		INTERNATIONAL BOND PORTFOLIO								
		FUND 325 INSTITUTIONAL CLASS								
831	000	41605-00001	00000	12/13/04	06/12/12	7,649.108	77,867.92	93,242.63	15,374.71-L	.00
831	000	41605-00001	00000	12/17/04	06/12/12	7,085.666	72,132.08	86,303.41	14,171.33-L	.00
			TOTAL-LONG			14,734.774	150,000.00	179,546.04	29,546.04-	.00
ASSET	091937748	BLACKROCK INFLATION PROTECTED								
		BD PORTFOLIO								
		INST CLASS FD #360								
831	000	41605-00002	00000	12/22/11	06/12/12	256.652	3,084.96	3,010.53	74.43 S	.00
831	000	41605-00002	00000	12/17/04	06/12/12	21,101.009	253,634.13	225,147.77	28,486.36 L	.00
831	000	41605-00002	00000	12/13/04	06/12/12	7,760.475	93,280.91	82,649.06	10,631.85 L	.00
			TOTAL-SHORT			29,118.136	350,000.00	310,807.36	74.43	.00
			TOTAL-LONG						39,118.21	.00
ASSET	101137107	BOSTON SCIENTIFIC CORP				32.000	190.73	247.04	56.31-S	.00
830	660	41472-00005	00000	05/06/11	01/27/12					
830	660	41745-00009	00000	05/06/11	10/26/12	25.000	127.51	193.00	65.49-L	.00

REPORT: TMS-TX-23
 BANK 21 PNC BANK (21)
 REGION 47 DELAWARE
 OFFICE 001 C & E

GAIN/LOSS FEDERAL REPORT INTERNAL USE ONLY
 ACCOUNT 1127289 COMMON WEALTH TRUST
 FROM: 01/01/12 TO: 12/31/12

PAGE: 7
 RUN DATE: 03/25/13

TAX CODE	OR-OFF SERIAL	SEQ LOT#	DATES ACQUIRED	TRADE	UNITS	PROCEEDS	TAX COST	FEDERAL G/L	STATE G/L
ASSET 101137107 (CONT'D)									
TOTAL-SHORT									
TOTAL-LONG									
ASSET 105105100 BRAMBLES LTD									
UNSPON ADR									
833	721	41635-00002	00000	07/12/12	309.000	4.36	.00	.00	.00
ASSET 108441205 BRIDGESTONE CORP									
UNSPONS ADR									
830	721	41711-00001	00000	02/28/12	36.000	1,684.77	1,739.21	54.44-S	.00
830	721	41711-00001	00000	10/07/11	70.000	3,275.95	3,186.47	89.48 S	.00
TOTAL-SHORT									
TOTAL-LONG									
ASSET 120738406 BUNZL PLC									
SPONS ADR									
830	721	41572-00003	00000	03/28/07	6.000	508.01	430.91	77.10 L	.00
830	721	41736-00002	00000	03/28/07	15.000	1,329.17	1,077.28	251.89 L	.00
TOTAL-SHORT									
TOTAL-LONG									
ASSET 125269100 CF INDUSTRIES HOLDINGS INC									
830	660	41492-00001	00000	10/24/11	14.000	2,520.23	2,219.23	301.00 S	.00
TOTAL-SHORT									
TOTAL-LONG									
ASSET 125581801 CIT GROUP INC									
830	660	41505-00002	00000	02/14/11	54.000	2,199.31	2,573.60	374.29-L	.00
830	660	41505-00002	00000	07/06/11	37.000	1,506.93	1,621.55	114.62-S	.00
TOTAL-SHORT									
TOTAL-LONG									
ASSET 125896100 CMS ENERGY CORP									
830	660	41619-00001	00000	01/15/10	30.000	698.69	466.02	232.67 L	.00
830	660	41619-00001	00000	08/18/09	60.000	1,397.37	783.14	614.23 L	.00

REPORT: TMS-TX-23
 BANK 21 PNC BANK (21)
 REGION 47 DELAWARE
 OFFICE 001 G & E

GAIN/LOSS FEDERAL REPORT INTERNAL USE ONLY
 ACCOUNT 1127289 COMMON WEALTH TRUST
 FROM: 01/01/12 TO: 12/31/12

PAGE: 8
 RUN DATE: 03/25/13

TAX CODE	OR-OFF SERIAL	SEQ LOT#	ACQUIRED	TRADE	DATES	UNITS	PROCEEDS	TAX COST	FEDERAL G/L	STATE G/L
ASSET 125896100 (CONT'D)					TOTAL-LONG	90.000	2,096.06	1,249.16	846.90	.00
ASSET 12637N105 CSL LTD					UNSPON ADR	113.000	2,375.78	1,973.31	402.47 L	.00
ASSET 12637N105 CSL LTD					TOTAL-LONG	113.000	2,375.78	1,973.31	402.47	.00
ASSET 127097103 CABOT OIL & GAS CORP COM						33.000	1,305.13	1,201.50	103.63 S	.00
830	660	41625-00002	00000	05/10/12	06/28/12	6.000	232.19	218.46	13.73 S	.00
830	660	41639-00002	00000	05/10/12	07/12/12	12.000	464.39	416.59	47.80 S	.00
830	660	41710-00002	00000	05/02/12	07/12/12	21.000	943.76	729.03	214.73 S	.00
830	660	41723-00001	00000	05/02/12	10/03/12	38.000	1,668.31	1,319.20	349.11 S	.00
ASSET 133131102 CAMDEN PROPERTY REIT					TOTAL-SHORT	110.000	4,613.78	3,884.78	729.00	.00
ASSET 133131102 CAMDEN PROPERTY REIT						2.000	127.36	116.74	10.62 L	.00
830	660	41745-00010	00000	03/01/11	10/26/12	2.000	127.36	116.74	10.62	.00
ASSET 13342B105 CAMERON INTL CORP					TOTAL-LONG	4.000	214.32	196.80	17.52 S	.00
830	660	41472-00006	00000	11/28/11	01/27/12	23.000	1,293.47	1,131.61	161.86 S	.00
830	660	41494-00001	00000	11/28/11	02/17/12	8.000	424.37	355.62	68.75 L	.00
830	660	41512-00001	00000	10/26/10	03/07/12	7.000	376.55	311.17	65.38 L	.00
830	660	41522-00001	00000	10/26/10	03/19/12	37.000	1,990.31	1,624.85	365.46 L	.00
ASSET 138006309 CANON INC SPONS ADR					TOTAL-SHORT	79.000	4,299.02	3,620.05	179.38	.00
ASSET 138006309 CANON INC SPONS ADR					TOTAL-LONG	10.000	440.69	377.26	63.43 L	.00
830	721	41572-00004	00000	09/02/09	05/08/12	2.000	88.14	70.47	17.67 L	.00
830	721	41572-00004	00000	07/24/09	05/08/12					

REPORT: TMS-TX-23
 BANK 21 PNC BANK (21)
 REGION 47 DELAWARE
 OFFICE 001 C & E

GAIN/LOSS FEDERAL REPORT INTERNAL USE ONLY
 ACCOUNT 1127289 COMMON WEALTH TRUST
 FROM: 01/01/12 TO: 12/31/12

PAGE: 10
 RUN DATE: 03/25/13

TAX CODE	OR-OFF SERIAL	SEQ LOT#	ACQUIRED	TRADE	DATES	UNITS	PROCEEDS	TAX COST	FEDERAL G/L	STATE G/L
ASSET 21036P108 (CONT'D)						30.000	880.61	643.74	236.87	.00
TOTAL-SHORT										
ASSET 22160K105 COSTCO WHOLESAL CORP						97.000	8,465.98	5,418.42	3,047.56	.00
830	633	41555-00008	00000	10/08/08	04/19/12					
TOTAL-LONG						97.000	8,465.98	5,418.42	3,047.56	.00
ASSET 225401108 CREDIT SUISSE GROUP SPONSORED ADR						58.000	1,308.12	2,865.29	1,557.17	.00
830	721	41459-00001	00000	08/18/09	01/13/12					
830	721	41624-00001	00000	08/18/09	06/27/12					
830	721	41624-00001	00000	03/02/11	06/27/12					
833	721	41667-00001	00000		08/14/12					
TOTAL-LONG						256.000	2,704.32	6,570.18	3,870.52	.00
ASSET 228368106 CROWN HOLDINGS INC						66.000	2,469.66	2,486.87	17.21	.00
830	660	41789-00002	00000	04/04/12	12/11/12					
TOTAL-SHORT						66.000	2,469.66	2,486.87	17.21	.00
ASSET 232820100 CYTEC INDS INC						45.000	2,152.88	2,588.17	435.29	.00
830	660	41451-00001	00000	02/22/11	01/06/12					
TOTAL-SHORT						45.000	2,152.88	2,588.17	435.29	.00
ASSET 25243Q205 DIAGEO-PLC SPONSORED ADR						2.000	202.20	116.71	85.49	.00
830	721	41617-00001	00000	10/09/08	06/20/12					
830	721	41617-00001	00000	06/24/09	06/20/12					
830	721	41617-00001	00000	06/11/09	06/20/12					
TOTAL-LONG						64.000	6,470.49	3,659.76	2,810.73	.00
ASSET 254709108 DISCOVER FINANCIAL W/I						25.000	833.00	832.74	.26	.00
830	660	41614-00001	00000	03/29/12	06/19/12					
830	660	41614-00001	00000	02/09/12	06/19/12					
830	660	41688-00003	00000	02/09/12	08/29/12					
830	660	41715-00004	00000	02/09/12	09/26/12					
TOTAL-LONG						51.000	1,899.71	1,459.63	440.08	.00

REPORT: TMS-TX-23
 BANK 21 PNC BANK (21)
 REGION 47 DELAWARE
 OFFICE 001 C & E

GAIN/LOSS FEDERAL REPORT (INTERNAL USE ONLY)
 ACCOUNT 1127289 COMMON WEALTH TRUST
 FROM: 01/01/12 TO: 12/31/12

PAGE: 11
 RUN DATE: 03/25/13

TAX CODE	OR-OFF	SERIAL	SEQ LOT#	ACQUIRED	TRADE	DATES	UNITS	PROCEEDS	TAX COST	FEDERAL G/L	STATE G/L
ASSET 254709108 (CONT'D)						TOTAL-SHORT	149.000	5,387.86	4,381.63	1,006.23	.00
ASSET 25960P109 DOUGLAS EMMETT INC-W/1						TOTAL-LONG	124.000	2,957.53	2,230.77	726.76 L	.00
ASSET 26884L109 EQT CORPORATION						TOTAL-SHORT	22.000	1,076.03	1,449.36	373.33-S	.00
830	660	41459-00001	00000	10/18/11	01/13/12		14.000	684.75	893.35	208.60-S	.00
830	660	41459-00001	00000	07/29/11	01/13/12		24.000	1,218.65	1,531.47	312.82-S	.00
830	660	41516-00001	00000	07/29/11	03/13/12		29.000	1,472.54	1,587.18	114.64-S	.00
830	660	41516-00001	00000	08/05/11	03/13/12		6.000	319.85	276.90	42.95 S	.00
830	660	41660-00001	00000	06/11/12	08/02/12		44.000	2,548.95	2,030.61	518.34 S	.00
ASSET 278058102 EATON CORP						TOTAL-SHORT	139.000	7,320.77	7,768.87	448.10-	.00
MERGED 11/30/12 SEE G29183103						TOTAL-LONG	31.000	1,227.03	1,427.83	200.80-S	.00
830	660	41600-00003	00000	12/06/11	06/05/12		1.000	38.10	46.06	7.96-S	.00
830	660	41619-00003	00000	12/06/11	06/22/12		33.000	1,257.27	903.12	354.15 L	.00
ASSET 281020107 EDISON INTL						TOTAL-SHORT	65.000	2,522.40	2,377.01	208.76-	.00
MERGED 10/07/05						TOTAL-LONG	3.000	123.84	136.53	12.69-L	.00
830	660	41472-00007	00000	10/07/05	01/27/12		3.000	123.84	136.53	12.69-	.00
ASSET 285512109 ELECTRONIC ART						TOTAL-SHORT	97.000	1,373.06	2,057.16	684.10-S	.00
830	660	41585-00002	00000	09/23/11	05/21/12		97.000	1,373.06	2,057.16	684.10-	.00
ASSET 29265N108 EMERGEN CORP						TOTAL-SHORT	23.000	936.76	1,205.37	268.61-S	.00
830	660	41620-00003	00000	01/09/12	06/25/12		12.000	488.74	514.06	25.32-S	.00
830	660	41620-00003	00000	09/29/11	06/25/12		37.000	1,694.93	1,585.02	109.91 L	.00

REPORT: TMS-TX-23
 BANK 21 PNC BANK (21)
 REGION 47 DELAWARE
 OFFICE 001 C & E

GAIN/LOSS FEDERAL REPORT INTERNAL USE ONLY
 ACCOUNT 1127289 COMMON WEALTH TRUST
 FROM: 01/01/12 TO: 12/31/12

PAGE: 12
 RUN DATE: 03/25/13

TAX CODE	OR-OFF SERIAL	SEQ LOT#	DATES	ACQUIRED	TRADE	UNITS	PROCEEDS	TAX COST	FEDERAL G/L	STATE G/L
ASSET 29266R108 ENERGIZER HLDGS INC										
830	660	41563-00002	00000	11/23/10	04/27/12	12,000	859,56	823,67	35,89 L	.00
830	660	41563-00002	00000	02/03/11	04/27/12	27,000	1,934,00	1,810,16	123,84 L	.00
TOTAL-SHORT						39,000	2,793,56	2,633,83	159,73	.00
TOTAL-LONG										
ASSET 30215C101 EXPERIAN PLC										
SPON ADR										
830	721	41540-00004	00000	06/29/07	04/03/12	115,000	1,821,40	1,460,44	360,96 L	.00
830	721	41540-00004	00000	11/16/07	04/03/12	85,000	1,346,25	752,25	594,00 L	.00
830	721	41760-00002	00000	11/16/07	11/12/12	129,000	2,138,20	1,141,65	996,55 L	.00
TOTAL-SHORT						329,000	5,305,85	3,354,34	1,951,51	.00
TOTAL-LONG										
ASSET 316773100 FIFTH THIRD BANCORP										
830	660	41463-00003	00000	07/20/11	01/18/12	57,000	781,98	704,85	77,13 S	.00
830	660	41463-00003	00000	01/29/10	01/18/12	58,000	795,70	716,42	79,28 L	.00
830	660	41536-00001	00000	01/29/10	04/02/12	85,000	1,218,02	1,049,93	168,09 L	.00
830	660	41536-00001	00000	02/09/10	04/02/12	70,000	1,003,08	810,77	192,31 L	.00
TOTAL-SHORT						270,000	3,798,78	3,281,97	77,13	.00
TOTAL-LONG									439,68	.00
ASSET 33616C100 FIRST REPUBLIC BANK/FRAN										
830	660	41745-00015	00000	07/13/11	10/26/12	5,000	171,45	153,28	18,17 L	.00
TOTAL-SHORT						5,000	171,45	153,28	18,17	.00
TOTAL-LONG										
ASSET 358029106 FRESenius MEDICAL CARE AG & CO										
SPONSORED ADR										
830	721	41572-00006	00000	02/09/11	05/08/12	6,000	413,39	376,02	37,37 L	.00
830	721	41793-00005	00000	02/09/11	12/13/12	42,000	1,453,77	1,316,07	137,70 L	.00
830	721	41793-00005	00000	03/04/08	12/13/12	44,000	1,523,00	1,135,91	387,09 L	.00
830	721	41793-00005	00000	10/23/06	12/13/12	18,000	623,05	403,20	219,85 L	.00
830	721	41801-00001	00000	10/23/06	12/20/12	33,000	1,135,25	739,20	396,05 L	.00

REPORT: TMS-TX-23
 BANK 21 PNC BANK (21)
 REGION 47 DELAWARE
 OFFICE 001 C & E

GAIN/LOSS FEDERAL REPORT INTERNAL USE ONLY
 ACCOUNT 1127289 COMMON WEALTH TRUST
 FROM: 01/01/12 TO: 12/31/12

PAGE: 13
 RUN DATE: 03/25/13

TAX CODE	OR-OFF SERIAL	SEQ LOT#	ACQUIRED	TRADE	DATES	UNITS	PROCEEDS	TAX COST	FEDERAL G/L	STATE G/L
ASSET 358029106 (CONT'D)						143.000	5,148.46	3,970.40	1,178.06	.00
TOTAL-LONG										
ASSET 362607301 GAFISA SA ADR						58.000	203.77	823.60	619.83-L	.00
830	721	41579-00001	00000	07/21/10	05/15/12	263.000	923.97	3,448.98	2,525.01-L	.00
830	721	41579-00001	00000	05/13/10	05/15/12	321.000	1,127.74	4,272.58	3,144.84-	.00
TOTAL-LONG										
ASSET 37247D106 GENWORTH FINL INC COM CL A						15.000	116.40	170.90	54.50-L	.00
830	660	41472-00008	00000	11/16/09	01/27/12	156.000	1,287.83	1,777.39	489.56-L	.00
830	660	41534-00003	00000	11/16/09	03/29/12	171.000	1,404.23	1,948.29	544.06-	.00
TOTAL-LONG										
ASSET 380956409 GOLDCORP INC SEDOL 2676302 ISIN CA3809564097						29.000	1,053.62	1,389.67	336.05-L	.00
830	721	41799-00001	00000	05/13/11	12/19/12	152.000	5,522.45	7,183.37	1,660.92-L	.00
830	721	41799-00001	00000	08/08/11	12/19/12	28.000	1,017.29	1,298.64	281.35-S	.00
830	721	41799-00001	00000	09/18/12	12/19/12	209.000	7,593.36	9,871.68	281.35-	.00
TOTAL-SHORT										
TOTAL-LONG										
ASSET 391164100 GREAT PLAINS ENERGY INC						74.000	1,572.52	1,572.28	.24 S	.00
830	660	41463-00004	00000	07/07/11	01/18/12	74.000	1,572.52	1,572.28	.24	.00
TOTAL-SHORT										
ASSET 40049J206 GRUPO TELEVISIA SA DE CV SPONSORED ADR REPSTG ORD PARTN CTF						435.000	9,135.75	5,977.94	3,157.81 L	.00
830	633	41541-00001	00000	11/20/08	04/04/12					

REPORT: TMS-TX-23
 BANK 21 PNC BANK (21)
 REGION 47 DELAWARE
 OFFICE 001 C & E

GAIN/LOSS FEDERAL REPORT INTERNAL USE ONLY
 ACCOUNT 1127289 COMMON WEALTH TRUST
 FROM: 01/01/12 TO: 12/31/12

PAGE: 14
 RUN DATE: 03/25/13

TAX CODE	OR-OFF ASSET	SERIAL SEQ LOT#	ACQUIRED (CONT'D)	TRADE	DATES	UNITS	PROCEEDS	TAX COST	FEDERAL G/L	STATE G/L
			TOTAL-LONG			435.000	9,135.75	5,977.94	3,157.81	.00
ASSET	416515104	HARTFORD FINL SVCS GROUP INC				6.000	131.52	125.04	6.48 S	.00
830	660	41745-00016	00000	03/01/12	10/26/12	6.000	131.52	125.04	6.48	.00
			TOTAL-SHORT							
ASSET	423452101	HELMERICH & PAYNE INC				38.000	2,104.43	2,234.53	130.10-S	.00
830	660	41536-00002	00000	01/23/12	04/02/12	38.000	2,104.43	2,234.53	130.10-	.00
			TOTAL-SHORT							
ASSET	436106108	HOLLYFRONTIER CORP				3.000	113.85	96.27	17.58 S	.00
830	660	41745-00017	00000	06/22/12	10/26/12	3.000	113.85	96.27	17.58	.00
			TOTAL-SHORT							
ASSET	436440101	HOLOGIC INC				7.000	136.57	136.03	.54 L	.00
830	660	41472-00009	00000	03/16/10	01/27/12	7.000	136.57	136.03	.54	.00
			TOTAL-LONG							
ASSET	44107P104	HOST HOTELS & RESORTS INC REIT				9.000	132.93	126.70	6.23 L	.00
830	660	41745-00018	00000	05/24/10	10/26/12	9.000	132.93	126.70	6.23 L	.00
			TOTAL-LONG			9.000	132.93	126.70	6.23	.00
			TOTAL-SHORT							
ASSET	457187102	INGREDION INC				2.000	120.76	111.84	8.92 S	.00
830	660	41745-00019	00000	03/21/12	10/26/12	43.000	2,765.38	2,404.64	360.74 S	.00
830	660	41792-00003	00000	03/21/12	12/12/12	45.000	2,886.14	2,516.48	369.66	.00
			TOTAL-SHORT							
ASSET	462846106	IRON MTN INC PA				310.000	9,104.52	7,988.70	1,115.82 L	.00
830	633	41555-00014	00000	10/08/08	04/19/12	.174	5.45	4.48	.97 L	.00
833	633	41780-00001	00000	10/08/08	12/05/12					

REPORT: TMS-TX-23
 BANK 21 PNC BANK (21)
 REGION 47 DELAWARE
 OFFICE 001 C & E

GAIN/LOSS FEDERAL REPORT INTERNAL USE ONLY
 ACCOUNT 1127289 COMMON WEALTH TRUST
 FROM: 01/01/12 TO: 12/31/12

PAGE: 15
 RUN DATE: 03/25/13

TAX CODE	OR-OFF ASSET	SERIAL	SEQ (CONT'D)	LOT#	ACQUIRED	TRADE	DATES	UNITS	PROCEEDS	TAX COST	FEDERAL G/L	STATE G/L
					TOTAL-LONG			310.174	9,109.97	7,993.18	1,116.79	.00
ASSET	464287242	ISHARES IBOXX \$ INVESTOP										
		INVESTMENT GRADE CORP BD FD										
		ETF										
830	000	41572-00003	00000	09/06/11	05/08/12			1,000.000	116,868.38	113,211.50	3,656.88 S	.00
		TOTAL-SHORT						1,000.000	116,868.38	113,211.50	3,656.88	.00
ASSET	464287457	ISHARES BARCLAYS 1-3 YR TREAS										
		INDEX FD										
		ETF										
830	000	41572-00004	00000	04/28/10	05/08/12			4,000.000	337,713.63	333,645.20	4,068.43 L	.00
830	000	41607-00002	00000	04/28/10	06/12/12			1,000.000	84,358.10	83,411.30	946.80 L	.00
		TOTAL-LONG						5,000.000	422,071.73	417,056.50	5,015.23	.00
ASSET	464288638	ISHARES BARCLAYS INTERMEDIATE										
		CREDIT BOND FUND										
		ETF										
830	000	41607-00003	00000	09/06/11	06/12/12			1,000.000	108,377.57	108,357.60	19.97 S	.00
		TOTAL-SHORT						1,000.000	108,377.57	108,357.60	19.97	.00
ASSET	478160104	JOHNSON & JOHNSON										
830	633	41635-00002	00000	04/27/10	07/10/12			96.000	6,521.59	6,190.52	331.07 L	.00
830	633	41635-00002	00000	10/21/08	07/10/12			125.000	8,491.66	7,982.65	509.01 L	.00
830	633	41635-00002	00000	09/24/09	07/10/12			165.000	11,208.99	10,022.81	1,186.18 L	.00
830	633	41635-00002	00000	06/14/10	07/10/12			74.000	5,027.07	4,347.37	679.70 L	.00
830	633	41635-00002	00000	03/05/09	07/10/12			80.000	5,434.66	3,828.48	1,606.18 L	.00
		TOTAL-LONG						540.000	36,683.97	32,371.83	4,312.14	.00
ASSET	48203R104	JUNIPER NETWORKS INC										
830	660	41472-00010	00000	01/03/12	01/27/12			6.000	121.62	125.22	3.60-S	.00

REPORT: TMS-TX-23
 BANK 21 PNC BANK (21)
 REGION 47 DELAWARE
 OFFICE 001 C & E

GAIN/LOSS FEDERAL REPORT INTERNAL USE ONLY
 ACCOUNT 1127289 COMMON WEALTH TRUST
 FROM: 01/01/12 TO: 12/31/12

PAGE: 16
 RUN DATE: 03/25/13

TAX CODE	OR-OFF SERIAL	SEQ LOT#	ACQUIRED	TRADE	DATES	UNITS	PROCEEDS	TAX COST	FEDERAL G/L	STATE G/L
ASSET 48203R104 (CONT'D)					TOTAL-SHORT	6.000	121.62	125.22	3.60-	.00
ASSET 48206M102 JUPITER TELECOM					TOTAL-SHORT	6.000	425.93	436.61	10.68-S	.00
INSPOK ADR					TOTAL-LONG	1.000	70.99	71.90	.91-L	.00
830	721	41572-00007	00000	03/01/11	05/08/12	.667	6.82	5.17	1.65 L	.00
833	721	41684-00003	00000	06/26/09	08/31/12	7.667	503.74	513.68	10.68-	.00
ASSET 482480100 KLA TENCOR CORP					TOTAL-SHORT	47.000	2,149.98	2,240.99	91.01-S	.00
830	660	41641-00003	00000	06/25/12	07/16/12	47.000	2,149.98	2,240.99	91.01-	.00
ASSET 485170302 KANSAS CITY SOUTHERN					TOTAL-SHORT	38.000	2,636.26	988.80	1,647.46 L	.00
830	660	41514-00001	00000	10/01/09	03/09/12	38.000	2,636.26	988.80	1,647.46	.00
ASSET 485537302 KAO CORP ADS					TOTAL-LONG	139.000	3,577.39	3,003.67	573.72 L	.00
830	721	41488-00002	00000	06/16/09	02/14/12	139.000	3,577.39	3,003.67	573.72	.00
ASSET 48667L106 KDDI CORP					TOTAL-LONG	16.000	251.80	217.04	34.76 L	.00
UNSPONSORED ADR					TOTAL-SHORT	80.000	1,258.99	1,069.12	189.87 L	.00
830	721	41543-00005	00000	07/01/09	04/09/12	104.000	1,636.68	1,380.08	256.60 L	.00
830	721	41543-00005	00000	12/23/09	04/09/12	328.000	5,161.85	4,299.60	862.25 L	.00
830	721	41543-00005	00000	06/23/09	04/09/12	528.000	8,309.32	6,965.84	1,343.48	.00
ASSET 492914106 KEY ENERGY SERVICES INC					TOTAL-LONG	139.000	999.60	2,480.30	1,480.70-S	.00
830	660	41625-00003	00000	02/24/12	06/28/12	86.000	618.45	1,379.10	760.65-S	.00
830	660	41625-00003	00000	04/02/12	06/28/12					

REPORT: TMS-TX-23
 BANK 21 PNC BANK (21)
 REGION 47 DELAWARE
 OFFICE 001 C & E

GAIN/LOSS FEDERAL REPORT INTERNAL USE ONLY
 ACCOUNT 1127289 COMMON WEALTH TRUST
 FROM: 01/01/12 TO: 12/31/12

PAGE: 17
 RUN DATE: 03/25/13

TAX CODE	OR-OFF SERIAL	SEQ LOT#	ACQUIRED	TRADE	DATES	UNITS	PROCEEDS	TAX COST	FEDERAL G/L	STATE G/L
ASSET	492914106	(CONT'D)				225.000	1,618.05	3,859.40	2,241.35	.00
			TOTAL-SHORT							
ASSET	500467402	KONINKLIHKE	AHOLD	SP						
		ADR								
		ISIN	US5004674025	SEDOL	2037813					
830	721	41572-00008	0000	08/21/09	05/08/12	6.000	75.36	72.76	2.60 L	.00
830	721	41572-00008	0000	06/16/09	05/08/12	44.000	552.62	508.27	44.35 L	.00
			TOTAL-LONG			50.000	627.98	581.03	46.95	.00
ASSET	50075N104	KRAFT FOODS	INC - A							
		EXCH	10/02/2012	SEE	50076Q106 &					
			609207105							
830	633	41534-00001	0000	02/14/11	03/29/12	330.000	12,461.18	10,083.88	2,377.30 L	.00
			TOTAL-LONG			330.000	12,461.18	10,083.88	2,377.30	.00
ASSET	502441306	LVMH MOET	HENNESSY	LOUIS						
		ADR								
830	721	41613-00002	0000	03/23/11	06/18/12	67.000	2,004.25	2,042.40	38.15-L	.00
830	721	41676-00001	0000	03/23/11	08/20/12	27.000	886.31	823.06	63.25 L	.00
830	721	41676-00001	0000	05/10/10	08/20/12	117.000	3,840.70	2,551.26	1,289.44 L	.00
			TOTAL-LONG			211.000	6,731.26	5,416.72	1,314.54	.00
ASSET	521865204	LEAR	CORP- W/I							
830	660	41463-00005	0000	10/26/10	01/18/12	35.000	1,456.84	1,489.21	32.37-L	.00
830	660	41598-00003	0000	10/26/10	06/01/12	23.000	875.75	978.62	102.87-L	.00
830	660	41598-00003	0000	08/12/10	06/01/12	3.000	114.23	116.19	1.96-L	.00
830	660	41600-00004	0000	08/12/10	06/05/12	47.000	1,760.48	1,820.26	59.78-L	.00
			TOTAL-LONG			108.000	4,207.30	4,404.28	196.98	.00
ASSET	530555101	LIBERTY	GLOBAL	INC						
		CL A								
830	660	41584-00002	0000	01/25/11	05/18/12	16.000	757.42	648.29	109.13 L	.00
830	660	41584-00002	0000	10/12/11	05/18/12	49.000	2,319.60	1,901.20	418.40 S	.00

REPORT: TMS-TX-23
 BANK 21 PNC BANK (21)
 REGION 47 DELAWARE
 OFFICE 001 C & E

GAIN/LOSS FEDERAL REPORT INTERNAL USE ONLY
 ACCOUNT 1127289 COMMON WEALTH TRUST
 FROM: 01/01/12 TO: 12/31/12

PAGE: 18
 RUN DATE: 03/25/13

TAX CODE	OR-OFF SERIAL	SEQ LOT#	ACQUIRED	TRADE	DATES	UNITS	PROCEEDS	TAX COST	FEDERAL G/L	STATE G/L
ASSET 530555101 (CONT'D)										
						65.000	3,077.02	2,549.49	418.40	.00
									109.13	.00
ASSET 53071M104 LIBERTY INTERACTIVE CORP										
						41.000	785.05	622.80	162.25 L	.00
830	660	41662-00002	00000	03/26/10	08/06/12	47.000	899.93	443.69	456.24 L	.00
						88.000	1,684.98	1,066.49	618.49	.00
ASSET 53071M112 LIBERTY VENTURES RTS										
						3.000	40.50	1.00	39.50 S	.00
830	660	41703-00002	00000	09/12/12	09/14/12	3.000	40.50	1.00	39.50	.00
ASSET 53071M880 LIBERTY VENTURES SER A										
						.800	34.78	17.62	17.16 L	.00
833	660	41668-00002	00000	09/01/09	08/15/12	4.700	226.77	103.52	123.25 L	.00
830	660	41683-00001	00000	09/01/09	08/27/12	3.300	159.22	71.93	87.29 L	.00
830	660	41683-00001	00000	09/02/09	08/27/12	8.800	420.77	193.07	227.70	.00
ASSET 531172104 LIBERTY PPTY TR										
						5.000	175.50	168.72	6.78 S	.00
830	660	41745-00020	00000	02/23/12	10/26/12	5.000	175.50	168.72	6.78	.00
ASSET 53217V109 LIFE TECHNOLOGIES CORP										
						35.000	1,735.43	1,665.97	69.46 S	.00
830	660	41724-00002	00000	04/04/12	10/04/12	35.000	1,735.43	1,665.97	69.46	.00
ASSET 534187109 LINCOLN NATIONAL CORP										
						85.000	1,783.73	2,499.03	715.30-L	.00
830	660	41613-00002	00000	01/13/11	06/18/12	85.000	1,783.73	2,499.03	715.30-L	.00

REPORT: TMS-TX-23
 BANK 21 PNC BANK (21)
 REGION 47 DELAWARE
 OFFICE 001 C & E

GAIN/LOSS FEDERAL REPORT INTERNAL USE ONLY
 ACCOUNT 1127289 COMMON WEALTH TRUST
 FROM: 01/01/12 TO: 12/31/12

PAGE: 19
 RUN DATE: 03/25/13

TAX CODE	OR-OFF SERIAL	SEQ LOT#	ACQUIRED	TRADE	DATES	UNITS	PROCEEDS	TAX COST	FEDERAL G/L	STATE G/L
ASSET	534187109	(CONT'D)								
		TOTAL-LONG				85.000	1,783.73	2,499.03	715.30-	.00
ASSET	539830109	LOCKHEED MARTIN CORP								
830	633	41647-00002	00000	11/11/10	07/20/12	130.000	11,472.78	9,131.26	2,341.52 L	.00
		TOTAL-LONG				130.000	11,472.78	9,131.26	2,341.52	.00
ASSET	55261F104	M&T BK CORP								
830	660	41472-00012	00000	01/07/11	01/27/12	2.000	160.02	174.26	14.24-L	.00
		TOTAL-LONG				2.000	160.02	174.26	14.24-	.00
ASSET	55272X102	MFA FINANCIAL INC								
830	660	41472-00013	00000	06/24/10	01/27/12	17.000	122.74	128.30	5.56-L	.00
		TOTAL-LONG				17.000	122.74	128.30	5.56-	.00
ASSET	55616P104	MACY'S INC								
830	660	41628-00001	00000	11/08/11	07/02/12	47.000	1,594.95	1,501.81	93.14 S	.00
		TOTAL-SHORT				47.000	1,594.95	1,501.81	93.14	.00
ASSET	56585A102	MARATHON PETROLEUM CORP								
830	660	41676-00002	00000	06/29/12	08/20/12	28.000	1,390.73	1,259.99	130.74 S	.00
		TOTAL-SHORT				28.000	1,390.73	1,259.99	130.74	.00
ASSET	571748102	MARSH & MCLENNAN COMPANIES INC								
830	660	41506-00003	00000	09/13/11	03/01/12	75.000	2,399.48	2,104.42	295.06 S	.00
		TOTAL-SHORT				75.000	2,399.48	2,104.42	295.06	.00
ASSET	573284106	MARTIN MARIETTA MATLS INC								
830	660	41779-00001	00000	09/13/12	11/29/12	18.000	1,619.37	1,553.02	66.35 S	.00
830	660	41779-00001	00000	07/02/12	11/29/12	7.000	629.76	548.51	81.25 S	.00

REPORT: TMS-TX-23
 BANK 21 PNC BANK (21)
 REGION 47 DELAWARE
 OFFICE 001 C & E

GAIN/LOSS FEDERAL REPORT INTERNAL USE ONLY
 ACCOUNT 1127289 COMMON WEALTH TRUST
 FROM: 01/01/12 TO: 12/31/12

PAGE: 20
 RUN DATE: 03/25/13

TAX CODE	OR-OFF SERIAL	SEQ LOT#	ACQUIRED	TRADE	DATES	UNITS	PROCEEDS	TAX COST	FEDERAL G/L	STATE G/L
ASSET 573284106 (CONT'D)						25.000	2,249.13	2,101.53	147.60	.00
TOTAL-SHORT										
ASSET 574599106 MASCO CORP						28.000	343.53	382.25	38.72-L	.00
830	660	41514-00002	00000	02/03/11	03/09/12	130.000	1,594.95	1,692.39	97.44-S	.00
830	660	41514-00002	00000	05/17/11	03/09/12	158.000	1,938.48	2,074.64	97.44-	.00
TOTAL-SHORT										
TOTAL-LONG						93.000	2,330.74	2,593.16	262.42-L	.00
ASSET 57772K101 MAXIM INTERGRATED PRODUCTS INC						93.000	2,330.74	2,593.16	262.42-	.00
830	660	41600-00005	00000	05/06/11	06/05/12	93.000	2,330.74	2,593.16	262.42-	.00
TOTAL-LONG										
ASSET 58933Y105 MERCK & CO INC						104.000	3,983.11	3,758.27	224.84 L	.00
830	633	41556-00001	00000	02/10/10	04/24/12	186.000	7,691.60	6,721.52	970.08 L	.00
830	633	41638-00001	00000	02/10/10	07/11/12	190.000	7,857.01	6,621.78	1,235.23 L	.00
830	633	41638-00001	00000	12/01/10	07/11/12	255.000	10,544.93	6,793.25	3,751.68 L	.00
830	633	41638-00001	00000	03/18/09	07/11/12	95.155	3,934.91	1,663.08	2,271.83 L	.00
830	633	41638-00001	00000	02/27/09	07/11/12	359.845	14,880.55	5,312.75	9,567.80 L	.00
830	633	41638-00001	00000	11/07/08	07/11/12	1,190.000	48,892.11	30,870.65	18,021.46	.00
TOTAL-LONG										
ASSET 594918104 MICROSOFT CORP						237.000	7,389.52	5,543.43	1,846.09 L	.00
830	633	41555-00015	00000	10/08/08	04/19/12	237.000	7,389.52	5,543.43	1,846.09	.00
TOTAL-LONG										
ASSET 62474M108 MTN GROUP LTD						4.000	72.01	67.38	4.63 L	.00
SPONS ADR						330.000	5,941.22	5,300.79	640.43 L	.00
830	721	41505-00001	00000	03/24/10	02/29/12	119.000	2,142.44	1,786.33	356.11 L	.00
830	721	41505-00001	00000	12/29/09	02/29/12	453.000	8,155.67	7,154.50	1,001.17	.00
830	721	41505-00001	00000	04/19/10	02/29/12	6.000	152.04	140.09	11.95 S	.00
TOTAL-LONG										
ASSET 628530107 MYLAN INC						6.000	152.04	140.09	11.95 S	.00
830	660	41745-00022	00000	03/01/12	10/26/12	6.000	152.04	140.09	11.95 S	.00

REPORT: TMS-TX-23
 BANK 21 PNC BANK (21)
 REGION 47 DELAWARE
 OFFICE 001 C & E

GAIN/LOSS FEDERAL REPORT INTERNAL USE ONLY
 ACCOUNT 1127289 COMMON WEALTH TRUST
 FROM: 01/01/12 TO: 12/31/12

TAX CODE	OR-OFF SERIAL	SEQ LOT#	ACQUIRED	TRADE	DATES	UNITS	PROCEEDS	TAX COST	FEDERAL G/L	STATE G/L
	ASSET 628530107		(CONT'D)							
		TOTAL-SHORT				6.000	152.04	140.09	11.95	.00
	ASSET 62942M201	NTT DOCOMO INC								
		SPON ADR								
830	721	41575-00006	00000	09/22/11	05/09/12	294.000	4,829.22	5,558.95	729.73-S	.00
		TOTAL-SHORT				294.000	4,829.22	5,558.95	729.73-	.00
	ASSET 62944T105	NVR INC								
830	660	41647-00002	00000	08/13/08	07/20/12	4.000	3,036.63	2,247.42	789.21 L	.00
		TOTAL-LONG				4.000	3,036.63	2,247.42	789.21	.00
	ASSET 631103108	NASDAQ OMX GROUP INC								
830	660	41472-00014	00000	02/28/11	01/27/12	9.000	231.12	253.56	22.44-S	.00
		TOTAL-SHORT				9.000	231.12	253.56	22.44-	.00
	ASSET 664397106	NORTHEAST UTILITIES								
830	660	41745-00023	00000	01/21/10	10/26/12	6.000	233.03	159.61	73.42 L	.00
		TOTAL-LONG				6.000	233.03	159.61	73.42	.00
	ASSET 66987V109	NOVARTIS AG								
		SPONSORED ADR								
830	721	41465-00001	00000	02/08/11	01/20/12	46.000	2,537.64	2,589.11	51.47-S	.00
830	721	41465-00001	00000	12/20/11	01/20/12	9.000	496.50	505.98	9.48-S	.00
		TOTAL-SHORT				55.000	3,034.14	3,095.09	60.95-	.00
	ASSET 670100205	NOVO NORDISK A S								
		ADR								
830	721	41598-00001	00000	12/01/06	06/01/12	33.000	4,289.08	1,287.99	3,001.09 L	.00
830	721	41726-00001	00000	12/01/06	10/09/12	11.000	1,777.99	429.33	1,348.66 L	.00
		TOTAL-LONG				44.000	6,067.07	1,717.32	4,349.75	.00
	ASSET 67066G104	NVIDIA CORP								
830	660	41513-00003	00000	08/12/11	03/08/12	143.000	2,116.79	1,970.60	146.19 S	.00
830	660	41513-00003	00000	08/15/11	03/08/12	24.000	355.27	316.29	38.98 S	.00

REPORT: TMS-TX-23
 BANK 21 PNC BANK (21)
 REGION 47 DELAWARE
 OFFICE 001 C & E

GAIN/LOSS FEDERAL REPORT INTERNAL USE ONLY
 ACCOUNT 1127289 COMMON WEALTH TRUST
 FROM: 01/01/12 TO: 12/31/12

PAGE: 22
 RUN DATE: 03/25/13

TAX CODE	OR-OFF SERIAL	SEQ LOT#	ACQUIRED	TRADE	DATES	UNITS	PROCEEDS	TAX COST	FEDERAL G/L	STATE G/L
ASSET 67066G104 (CONT'D)						TOTAL-SHORT	167.000	2,472.06	185.17	.00
ASSET 67073Y106 NV ENERGY INC						TOTAL-LONG	100.000	1,248.94	496.91	.00
830	660	41472-00015	00000	06/15/10	01/27/12	12.000	193.56	149.87	43.69 L	.00
830	660	41617-00001	00000	06/15/10	06/20/12	88.000	1,552.29	1,099.07	453.22 L	.00
ASSET 670837103 OGE ENERGY CORP						TOTAL-SHORT	41.000	2,220.76	86.50 S	.00
830	660	41613-00003	00000	12/14/11	06/18/12	41.000	2,220.76	2,134.26	86.50	.00
ASSET 670849108 OGX PETROLEO E-SPON ADR						TOTAL-SHORT	568.000	2,748.43	2,445.53-S	.00
830	721	41606-00001	00000	07/14/11	06/11/12	568.000	2,748.43	5,193.96	2,445.53-	.00
ASSET 674599105 OCCIDENTAL PETROLEUM CORP						TOTAL-LONG	239.000	21,170.17	8,423.51 L	.00
830	633	41555-00017	00000	10/08/08	04/19/12	239.000	21,170.17	12,746.66	8,423.51	.00
ASSET 69351T106 PPL CORPORATION						TOTAL-LONG	57.000	1,578.34	212.60-L	.00
830	660	41484-00001	00000	10/07/05	02/08/12	7.000	206.22	219.94	13.72-L	.00
830	660	41745-00024	00000	10/07/05	10/26/12	64.000	1,784.56	2,010.88	226.32-	.00
ASSET 693656100 PVH CORP						TOTAL-SHORT	18.000	1,358.79	.12 S	.00
830	660	41598-00005	00000	07/19/11	06/01/12	18.000	1,358.79	1,358.67	.12	.00
ASSET 699173209 PARAMETRIC TECHNOLOGY CORP						TOTAL-SHORT	7.000	181.93	67.89 L	.00
830	660	41472-00016	00000	06/14/10	01/27/12	7.000	181.93	114.04	67.89 L	.00

NAME CHANGE 1/28/2013
 SEE 69370C100

REPORT: TMS-TX-23
 BANK 21 PNC BANK (21)
 REGION 47 DELAWARE
 OFFICE 001 C & E

GAIN/LOSS FEDERAL REPORT INTERNAL USE ONLY
 ACCOUNT 1127289 COMMON WEALTH TRUST
 FROM: 01/01/12 TO: 12/31/12

PAGE: 23
 RUN DATE: 03/25/13

TAX CODE	OR-OFF SERIAL	SEQ LOT#	ACQUIRED	TRADE	DATES	UNITS	PROCEEDS	TAX COST	FEDERAL G/L	STATE G/L
ASSET 699173209 (CONT'D)						7.000	181.93	114.04	67.89	.00
TOTAL-LONG										
ASSET 701094104 PARKER HANNIFIN CORP						19.000	1,570.96	1,079.86	491.10 L	.00
830	660	41543-00002	00000	01/27/10	04/09/12	6.000	496.09	272.06	224.03 L	.00
830	660	41543-00002	00000	05/19/09	04/09/12	25.000	2,067.05	1,351.92	715.13	.00
TOTAL-LONG										
ASSET 703395103 PATTERSON COS INC						75.000	2,444.23	2,476.38	32.15-L	.00
830	660	41530-00004	00000	02/25/11	03/27/12	75.000	2,444.23	2,476.38	32.15-	.00
TOTAL-LONG										
ASSET 707887105 PENN WEST PETE LTD NEW ISIN CA7078871059 SEDOL B63FY64						138.000	1,932.88	3,701.22	1,768.34-L	.00
830	721	41612-00002	00000	02/11/11	06/15/12	56.000	784.36	1,453.39	669.03-L	.00
830	721	41612-00002	00000	04/14/11	06/15/12	194.000	2,717.24	5,154.61	2,437.37-	.00
TOTAL-LONG										
ASSET 716768106 PETSMART INC						2.000	131.46	89.73	41.73 L	.00
830	660	41745-00025	00000	09/16/11	10/26/12	2.000	131.46	89.73	41.73	.00
TOTAL-LONG										
ASSET 723484101 PINNACLE WEST CAPITAL CORP						5.000	241.34	179.03	62.31 L	.00
830	660	41472-00017	00000	05/20/10	01/27/12	5.000	241.34	179.03	62.31	.00
TOTAL-LONG										
ASSET 723787107 PIONEER NAT RES CO						15.000	1,533.29	1,318.34	214.95 L	.00
830	660	41575-00003	00000	01/07/11	05/09/12	14.000	1,458.77	1,317.09	141.68 S	.00
830	660	41771-00002	00000	08/01/12	11/20/12	2.000	208.40	175.78	32.62 L	.00
830	660	41771-00002	00000	01/07/11	11/20/12	31.000	3,200.46	2,811.21	141.68	.00
TOTAL-SHORT										
TOTAL-LONG										
ASSET 73755L107 POTASH CORP SASKATCHEWAN INC ISIN CA73755L1076 SEDOL 2696980						23.000	1,021.04	1,190.16	169.12-S	.00
830	721	41492-00002	00000	08/08/11	02/15/12					

REPORT: TMS-TX-23
 BANK 21 PNC BANK (21)
 REGION 47 DELAWARE
 OFFICE 001 C & E

GAIN/LOSS FEDERAL REPORT INTERNAL USE ONLY
 ACCOUNT 1127289 COMMON WEALTH TRUST
 FROM: 01/01/12 TO: 12/31/12

PAGE: 24
 RUN DATE: 03/25/13

TAX CODE	OR-OFF	SERIAL	SEQ LOT#	ACQUIRED	TRADE	DATES	UNITS	PROCEEDS	TAX COST	FEDERAL G/L	STATE G/L
830	721	41564-00004	00000	08/08/11	04/30/12		33.000	1,390.69	1,707.61	316.92-S	.00
830	721	41564-00004	00000	08/19/09	04/30/12		102.000	4,298.50	3,249.39	1,049.11 L	.00
				TOTAL-SHORT			158.000	6,710.23	6,147.16	486.04-	.00
				TOTAL-LONG					1,049.11		.00
ASSET 74022D308 PRECISION DRILLING STOCK											
830	721	41619-00002	00000	06/30/11	06/22/12		4.000	25.20	56.35	31.15-S	.00
830	721	41619-00002	00000	06/24/11	06/22/12		185.000	1,165.55	2,485.07	1,319.52-S	.00
830	721	41619-00002	00000	03/14/12	06/22/12		134.000	844.24	1,480.75	636.51-S	.00
830	721	41619-00002	00000	04/23/12	06/22/12		207.000	1,304.15	1,880.39	576.24-S	.00
				TOTAL-SHORT			530.000	3,339.14	5,902.56	2,563.42-	.00
ASSET 74251V102 PRINCIPAL FINANCIAL GROUP											
830	660	41745-00026	00000	10/01/09	10/26/12		9.000	246.78	236.43	10.35 L	.00
				TOTAL-LONG			9.000	246.78	236.43	10.35	.00
ASSET 743315103 PROGRESSIVE CORP OHIO											
830	633	41555-00018	00000	10/08/08	04/19/12		200.000	4,509.91	2,826.66	1,683.25 L	.00
				TOTAL-LONG			200.000	4,509.91	2,826.66	1,683.25	.00
ASSET 75281A109 RANGE RES CORP											
830	660	41450-00001	00000	08/09/11	01/05/12		19.000	1,152.86	1,028.83	124.03 S	.00
				TOTAL-SHORT			19.000	1,152.86	1,028.83	124.03	.00
ASSET 758205207 REED ELSEVIER PLC											
SPON ADR											
830	721	41492-00003	00000	11/17/09	02/15/12		54.000	1,795.20	1,746.02	49.18 L	.00
830	721	41704-00001	00000	11/17/09	09/17/12		11.000	428.85	355.67	73.18 L	.00
830	721	41704-00001	00000	03/25/10	09/17/12		45.000	1,754.39	1,412.50	341.89 L	.00
830	721	41704-00001	00000	08/08/11	09/17/12		4.000	155.95	124.23	31.72 L	.00
830	721	41711-00006	00000	08/08/11	09/24/12		28.000	1,088.99	869.62	219.37 L	.00
				TOTAL-LONG			142.000	5,223.38	4,508.04	715.34	.00
ASSET 760759100 REPUBLIC SVCS INC											
830	660	41472-00018	00000	02/19/08	01/27/12		3.900	112.01	91.91	20.10 L	.00
830	660	41472-00018	00000	08/18/06	01/27/12		1.100	31.59	25.58	6.01 L	.00
830	660	41711-00001	00000	08/18/06	09/24/12		61.900	1,732.21	1,439.17	293.04 L	.00

REPORT: TMS-TX-23
 BANK 21 PNC BANK (21)
 REGION 47 DELAWARE
 OFFICE 001 C & E

GAIN/LOSS FEDERAL REPORT INTERNAL USE ONLY
 ACCOUNT 1127289 COMMON WEALTH TRUST
 FROM: 01/01/12 TO: 12/31/12

PAGE: 25
 RUN DATE: 03/25/13

TAX CODE	OR-OFF SERIAL	SEQ LOT#	ACQUIRED	TRADE	DATES	UNITS	PROCEEDS	TAX COST	FEDERAL G/L	STATE G/L
830	660	41711-00001	00000	09/12/06	09/24/12	17.100	478.53	388.36	90.17 L	.00
		TOTAL-LONG				84.000	2,354.34	1,945.02	409.32	.00
ASSET	767204100	RIO TINTO PLC SPONSORED ADR								
830	721	41646-00001	00000	11/17/10	07/19/12	131.000	6,128.46	8,638.62	2,510.16-L	.00
		TOTAL-LONG				131.000	6,128.46	8,638.62	2,510.16-	.00
ASSET	771195104	ROCHE HOLDING LTD SPONSORED ADR								
830	721	41572-00009	00000	04/26/10	05/08/12	14.000	597.79	563.88	33.91 L	.00
		TOTAL-LONG				14.000	597.79	563.88	33.91	.00
ASSET	773903109	ROCKWELL AUTOMATION INC								
830	660	41667-00001	00000	04/30/12	08/09/12	14.000	993.98	1,086.84	92.86-S	.00
		TOTAL-SHORT				14.000	993.98	1,086.84	92.86-	.00
ASSET	778296103	ROSS STORES INC								
830	660	41631-00002	00000	09/30/11	07/03/12	27.000	1,704.22	1,067.75	636.47 S	.00
830	660	41801-00002	00000	09/30/11	12/20/12	25.000	1,327.98	988.66	339.32 L	.00
		TOTAL-SHORT				52.000	3,032.20	2,056.41	636.47	.00
		TOTAL-LONG							339.32	.00

ASSET 78663S102 SAGE GROUP PLC

UNSPONSORED ADR

SEDOL 2328056 ISIN US78663S1024

830	721	41704-00002	00000	12/11/09	09/17/12	87.000	1,777.06	1,344.38	432.68 L	.00
830	721	41752-00001	00000	12/11/09	11/02/12	130.000	2,580.44	2,008.84	571.60 L	.00
830	721	41752-00001	00000	02/10/10	11/02/12	80.000	1,587.97	1,140.29	447.68 L	.00
		TOTAL-LONG				297.000	5,945.47	4,493.51	1,451.96	.00

ASSET 80004C101 SANDISK CORP

830	660	41660-00004	00000	06/27/12	08/02/12	63.000	2,566.01	2,286.50	279.51 S	.00
830	660	41738-00002	00000	09/18/12	10/19/12	55.000	2,499.09	2,526.38	27.29-S	.00

REPORT: TMS-TX-23
 BANK 21 PNC BANK (21)
 REGION 47 DELAWARE
 OFFICE 001 C & E

GAIN/LOSS FEDERAL REPORT INTERNAL USE ONLY
 ACCOUNT 1127289 COMMON WEALTH TRUST
 FROM: 01/01/12 TO: 12/31/12

PAGE: 26
 RUN DATE: 03/25/13

TAX CODE	OR-OFF SERIAL	SEQ LOT#	DATES	ACQUIRED	TRADE	UNITS	PROCEEDS	TAX COST	FEDERAL G/L	STATE G/L
ASSET 80004C101 (CONT'D)						118.000	5,065.10	4,812.88	252.22	.00
TOTAL-SHORT										
ASSET 803054204 SAP AG SPONSORED ADR						8.000	498.23	393.36	104.87 L	.00
830	721	41572-00010	00000	04/17/07	05/08/12	39.000	3,074.21	1,917.63	1,156.58 L	.00
830	721	41786-00001	00000	04/17/07	12/06/12	4.000	315.30	190.92	124.38 L	.00
TOTAL-LONG						51.000	3,887.74	2,501.91	1,385.83	.00
ASSET 803111103 SARA LEE CORP EXCH 6/29/2012 SEE NO4883634 & 432589109						121.000	2,317.58	2,116.23	201.35 S	.00
830	660	41607-00004	00000	08/25/11	06/12/12	121.000	2,317.58	2,116.23	201.35	.00
TOTAL-SHORT										
ASSET 80589M102 SCANA CORP W/I						4.000	194.36	155.62	38.74 L	.00
830	660	41745-00027	00000	08/18/10	10/26/12	28.000	1,282.54	1,089.35	193.19 L	.00
830	660	41768-00003	00000	08/18/10	11/19/12	6.000	274.83	209.13	65.70 L	.00
TOTAL-LONG						38.000	1,751.73	1,454.10	297.63	.00
ASSET 80687P106 SCHNEIDER ELECT SA - UNSP ADR						85.000	851.69	1,066.75	215.06-L	.00
830	721	41625-00002	00000	09/24/10	06/28/12	65.000	651.29	784.28	132.99-L	.00
TOTAL-LONG						150.000	1,502.98	1,851.03	348.05-	.00
ASSET 811065101 SCRIPPS NETWORKS INTERAC CL A						6.000	268.92	307.36	38.44-S	.00
830	660	41472-00019	00000	05/13/11	01/27/12	26.000	1,404.38	1,331.89	72.49 L	.00
830	660	41578-00001	00000	05/13/11	05/14/12	1.000	56.50	51.23	5.27 L	.00
830	660	41661-00001	00000	05/13/11	08/03/12	30.000	1,695.06	1,522.53	172.53 L	.00
830	660	41661-00001	00000	03/24/11	08/03/12	2.000	123.10	101.50	21.60 L	.00
830	660	41745-00028	00000	03/24/11	10/26/12	17.000	1,054.33	862.77	191.56 L	.00
830	660	41752-00001	00000	03/24/11	11/02/12	9.000	558.18	444.40	113.78 L	.00
830	660	41796-00004	00000	07/01/11	12/18/12	29.000	1,722.82	1,431.96	290.86 L	.00

REPORT: TMS-TX-23
 BANK 21 PNC BANK (21)
 REGION 47 DELAWARE
 OFFICE 001 C & E

GAIN/LOSS FEDERAL REPORT INTERNAL USE ONLY
 ACCOUNT 1127289 COMMON WEALTH TRUST
 FROM: 01/01/12 TO: 12/31/12

PAGE: 27
 RUN DATE: 03/25/13

TAX CODE	OR-OFF SERIAL	SEQ LOT#	ACQUIRED	TRADE	DATES	UNITS	PROCEEDS	TAX COST	FEDERAL G/L	STATE G/L
ASSET	811065101	(CONT'D)				120.000	6,883.29	6,053.64	38,44-	.00
		TOTAL-SHORT							868.09	.00
		TOTAL-LONG								.00
ASSET	81211K100	SEALED AIR CORP				1,080.000	18,252.46	21,999.60	3,747.14-L	.00
830	633	41778-00001	00000	10/08/08	11/28/12	1,080.000	18,252.46	21,999.60	3,747.14-	.00
		TOTAL-LONG								.00
ASSET	816851109	SEMPRA ENERGY				24.000	1,592.36	1,316.77	275.59 L	.00
830	660	41620-00006	00000	05/17/11	06/25/12	3.000	195.40	164.60	30.80 L	.00
830	660	41705-00004	00000	05/17/11	09/18/12	22.000	1,432.95	1,083.52	349.43 L	.00
		TOTAL-LONG				49.000	3,220.71	2,564.89	655.82	.00
ASSET	818800104	SGS S.A.				29.000	541.71	371.11	170.60 L	.00
		UNSPONSORED ADR				29.000	541.71	371.11	170.60	.00
		ISIN US8188001049	SEDOL 2545770							
830	721	41572-00011	00000	11/11/09	05/08/12	29.000	541.71	371.11	170.60 L	.00
		TOTAL-LONG								.00
ASSET	832696405	JM SMUCKER CO/THE-NEW COM W I				17.000	1,288.10	1,317.67	29.57-S	.00
830	660	41645-00002	00000	12/20/11	07/18/12	1.000	75.77	62.15	13.62 L	.00
830	660	41645-00002	00000	02/03/11	07/18/12	6.000	454.62	349.44	105.18 L	.00
830	660	41645-00002	00000	08/19/10	07/18/12	20.000	1,675.21	1,164.79	510.42 L	.00
		TOTAL-SHORT				44.000	3,493.70	2,894.05	29.57-	.00
		TOTAL-LONG							629.22	.00
ASSET	833635105	QUIMICA Y MINERA CHIL				20.000	1,169.25	570.40	598.85 L	.00
		SPONSORED ADR				20.000	1,169.25	570.40	598.85 L	.00
		SEDOL 909641	ISIN US8336351056							
830	721	41492-00004	00000	09/09/08	02/15/12	20.000	1,169.25	570.40	598.85 L	.00

REPORT: TMS-TX-23
 BANK 21 PNC BANK (21)
 REGION 47 DELAWARE
 OFFICE 001 C & E

GAIN/LOSS FEDERAL REPORT INTERNAL USE ONLY
 ACCOUNT 1127289 COMMON WEALTH TRUST
 FROM: 01/01/12 TO: 12/31/12

PAGE: 28
 RUN DATE: 03/25/13

TAX CODE	OR-OFF SERIAL	SEQ LOT#	DATES	ACQUIRED	TRADE	UNITS	PROCEEDS	TAX COST	FEDERAL G/L	STATE G/L
ASSET 833635105 (CONT'D)						20.000	1,169.25	570.40	598.85	.00
TOTAL-LONG										
ASSET 833792104 SDEXHO SA						14.000	1,119.89	960.62	159.27 L	.00
830	721	41709-00001	00000	03/18/11	09/20/12	6.000	479.95	351.90	128.05 L	.00
830	721	41709-00001	00000	11/12/09	09/20/12					
TOTAL-LONG						20.000	1,599.84	1,312.52	287.32	.00
ASSET 83404D109 SOFTBANK CORP						113.000	2,287.62	1,717.44	570.18 S	.00
UNSPON ADR						113.000	2,287.62	1,717.44	570.18	.00
830	721	41709-00002	00000	05/09/12	09/20/12					
TOTAL-SHORT										
ASSET 852061100 SPRINT NEXTEL CORP						57.000	123.12	279.17	156.05-L	.00
830	660	41472-00020	00000	05/28/09	01/27/12	174.000	675.64	852.20	176.56-L	.00
830	660	41653-00003	00000	05/28/09	07/26/12	284.000	1,102.78	1,371.69	268.91-L	.00
830	660	41653-00003	00000	10/25/10	07/26/12	11.000	63.25	53.13	10.12 L	.00
830	660	41732-00004	00000	10/25/10	10/15/12	106.000	609.50	364.64	244.86 L	.00
830	660	41732-00004	00000	10/14/09	10/15/12	362.000	1,993.71	1,245.28	748.43 L	.00
830	660	41744-00002	00000	10/14/09	10/25/12					
TOTAL-LONG						994.000	4,568.00	4,166.11	401.89	.00
ASSET 85590A401 STARWOOD HOTELS & RESORTS						46.000	2,255.23	2,211.38	43.85 S	.00
WORLDWIDE-INC						46.000	2,255.23	2,211.38	43.85	.00
830	660	41600-00008	00000	10/21/11	06/05/12					
TOTAL-SHORT										
ASSET 864323100 SUBSEA 7 SA SPON ADR						51.000	1,013.31	1,315.05	301.74-S	.00
830	721	41604-00002	00000	06/30/11	06/07/12	12.000	238.42	300.10	61.68-L	.00
830	721	41604-00002	00000	05/24/11	06/07/12					
TOTAL-SHORT						63.000	1,251.73	1,615.15	301.74-	.00
TOTAL-LONG									61.68-	.00
ASSET 86676H302 SUN HUNG KAI PPTYS LTD										
SPONSORED ADR										
ISIN US86676H3021 SEDOL 2863041										

REPORT: TMS-TX-23
 BANK 21 PNC BANK (21)
 REGION 47 DELAWARE
 OFFICE 001 C & E

GAIN/LOSS FEDERAL REPORT INTERNAL USE ONLY
 ACCOUNT 1127289 COMMON WEALTH TRUST
 FROM: 01/01/12 TO: 12/31/12

PAGE: 29
 RUN DATE: 03/25/13

TAX CODE	OR-OFF	SERIAL	SEQ	LOT#	DATES	ACQUIRED	TRADE	UNITS	PROCEEDS	TAX COST	FEDERAL G/L	STATE G/L
								218.000	3,082.47	3,245.49	163.02-L	.00
830	721	41527-00003	00000	11/11/09	03/22/12			75.000	1,060.48	1,089.25	28.77-L	.00
								293.000	4,142.95	4,334.74	191.79-	.00
TOTAL-LONG												
ASSET	86764P109	SUNOCO INC										
		MERGED 10/05/12 @ \$25.00 P/S										
		SEE 29273R109										
830	660	41564-00002	00000	01/26/12	04/30/12			28.000	1,370.37	1,076.49	293.88 S	.00
830	660	41564-00003	00000	01/26/12	04/30/12			33.000	1,616.68	1,268.73	347.95 S	.00
								61.000	2,987.05	2,345.22	641.83	.00
TOTAL-SHORT												
ASSET	867914103	SUNTRUST BANKS INC										
830	660	41745-00029	00000	09/17/09	10/26/12			7.000	189.49	169.67	19.82 L	.00
								7.000	189.49	169.67	19.82	.00
TOTAL-LONG												
ASSET	87264S106	TRW AUTOMOTIVE HOLDINGS CORP										
830	660	41745-00030	00000	04/07/10	10/26/12			3.000	133.83	93.21	40.62 L	.00
								3.000	133.83	93.21	40.62	.00
TOTAL-LONG												
ASSET	875465106	TANGER FACTORY OUTLET										
830	660	41472-00021	00000	12/14/10	01/27/12			5.000	146.85	123.57	23.28 L	.00
								5.000	146.85	123.57	23.28	.00
TOTAL-LONG												
ASSET	876664103	TAUBMAN-CTRS INC										
830	660	41488-00002	00000	09/22/11	02/14/12			39.000	2,674.07	2,041.90	632.17 S	.00
								39.000	2,674.07	2,041.90	632.17	.00
TOTAL-SHORT												
ASSET	88023U101	TEMPUR-PEDIC INTL INC										
830	660	41555-00001	00000	01/12/12	04/19/12			18.000	1,512.87	1,071.88	440.99 S	.00
830	660	41604-00001	00000	01/12/12	06/07/12			21.000	474.60	1,250.53	775.93-S	.00
								39.000	1,987.47	2,322.41	334.94-	.00
TOTAL-SHORT												
ASSET	881575302	TESCO PLC										
		SPON ADR										
830	721	41572-00012	00000	10/23/06	05/08/12			21.000	332.84	468.30	135.46-L	.00
830	721	41708-00005	00000	10/23/06	09/19/12			84.000	1,402.16	1,873.20	471.04-L	.00

REPORT: TMS-TX-23
 BANK 21 PNC BANK (21)
 REGION 47 DELAWARE
 OFFICE 001 C & E

GAIN/LOSS FEDERAL REPORT INTERNAL USE ONLY
 ACCOUNT 1127289 COMMON WEALTH TRUST
 FROM: 01/01/12 TO: 12/31/12

PAGE: 30
 RUN DATE: 03/25/13

TAX CODE	OR-OFF	SERIAL	SEQ	LOT#	ACQUIRED	TRADE	DATES	UNITS	PROCEEDS	TAX COST	FEDERAL G/L	STATE G/L

830	721	41786-00002	00000	10/23/06	12/06/12			43.000	699.78	958.90	259.12-L	.00
830	721	41786-00002	00000	08/08/11	12/06/12			92.000	1,497.20	1,634.95	137.75-L	.00
830	721	41786-00002	00000	07/13/09	12/06/12			39.000	634.68	680.21	45.53-L	.00
830	721	41786-00002	00000	10/16/08	12/06/12			9.000	146.47	151.00	4.53-L	.00
TOTAL-LONG								288.000	4,713.13	5,766.56	1,053.43-	.00

ASSET 883203101 TEXTRON INC												
830	660	41575-00004	00000	01/18/12	05/09/12			51.000	1,238.29	1,092.13	146.16 S	.00
830	660	41768-00004	00000	01/18/12	11/19/12			25.000	587.36	535.36	52.00 S	.00
830	660	41768-00004	00000	10/28/10	11/19/12			36.000	845.81	746.26	99.55 L	.00
830	660	41785-00009	00000	10/28/10	12/05/12			9.000	210.25	186.57	23.68 L	.00
830	660	41785-00009	00000	10/29/10	12/05/12			60.000	1,401.68	1,241.99	159.69 L	.00
TOTAL-SHORT								181.000	4,283.39	3,802.31	198.16	.00
TOTAL-LONG											282.92	.00

ASSET 892331307 TOYOTA MTR CORP												
ADR 2 COM												
830	721	41704-00003	00000	02/27/12	09/17/12			28.000	2,287.46	2,325.71	38.25-S	.00
830	721	41704-00003	00000	02/06/12	09/17/12			4.000	326.78	310.29	16.49 S	.00
TOTAL-SHORT								32.000	2,614.24	2,636.00	21.76-	.00

ASSET 893521104 TRANSATLANTIC HOLDINGS INC												
MERGED 3/06/2012 @ \$61.142 P/S												
830	633	41512-00001	00000	10/08/08	03/12/12			5.000	305.71	203.19	102.52 L	.00
TOTAL-LONG								5.000	305.71	203.19	102.52	.00

ASSET 899415202 TULLOW OIL PLC UNSPON ADR												
ISIN US8994152028 SEDOL B4XS8P9												
830	721	41572-00013	00000	10/31/11	05/08/12			46.000	568.09	528.06	40.03 S	.00
TOTAL-SHORT								46.000	568.09	528.06	40.03	.00

ASSET 900148701 TURKIYE GARANTI BANKASI												
ADR												
830	721	41654-00003	00000	08/03/10	07/27/12			833.000	3,224.64	4,369.25	1,144.61-L	.00

REPORT: TMS-TX-23
 BANK 21 PNC BANK (21)
 REGION 47 DELAWARE
 OFFICE 001 C & E

GAIN/LOSS FEDERAL REPORT INTERNAL USE ONLY
 ACCOUNT 1127289 COMMON WEALTH TRUST
 FROM: 01/01/12 TO: 12/31/12

PAGE: 31
 RUN DATE: 03/25/13

TAX CODE	OR-OFF	SERIAL	SEQ LOT#	ACQUIRED	TRADE	DATES	UNITS	PROCEEDS	TAX COST	FEDERAL G/L	STATE G/L	
ASSET 900148701 (CONT'D)							833.000	3,224.64	4,369.25	1,144.61-	.00	
TOTAL-LONG												
ASSET 904784709 UNILEVER NV NEW YORK SHARES NEW							10.000	338.79	277.26	61.53 L	.00	
SEDOL 2416542							10.000	338.79	277.26	61.53	.00	
ISIN US9047847093												
830	721	41572-00014	00000	08/29/08	05/08/12							
TOTAL-LONG												
ASSET 917047102 URBAN OUTFITTERS INC							82.000	2,193.94	2,464.10	270.16-S	.00	
830	660	41624-00009	00000	04/05/12	06/27/12							
TOTAL-SHORT							82.000	2,193.94	2,464.10	270.16-	.00	
ASSET 92276F100 VENTAS INC							4.000	233.36	212.00	21.36 L	.00	
830	660	41472-00022	00000	09/08/10	01/27/12							
830	660	41502-00003	00000	09/08/10	02/28/12		1,230.63	1,166.03	64.60 L	.00		
830	660	41502-00003	00000	07/06/10	02/28/12		2,908.77	2,449.59	459.18 L	.00		
TOTAL-LONG							78.000	4,372.76	3,827.62	545.14	.00	
ASSET 92857W209 VODAFONE GROUP PLC							125.000	3,421.20	3,764.28	343.08-L	.00	
SPONSORED ADR NEW							34.000	994.87	1,023.89	29.02-L	.00	
830	721	41492-00005	00000	10/10/05	02/15/12							
830	721	41674-00001	00000	10/10/05	08/16/12		1,999.85	2,108.00	108.15-L	.00		
830	721	41737-00002	00000	10/10/05	10/18/12		1,599.89	1,665.82	65.93-L	.00		
830	721	41737-00002	00000	06/17/08	10/18/12		2,542.67	2,147.57	395.10 L	.00		
830	721	41737-00002	00000	10/23/06	10/18/12							
TOTAL-LONG							374.000	10,558.48	10,709.56	151.08-	.00	
ASSET 949746101 WELLS FARGO & COMPANY							278.000	9,254.55	8,917.16	337.39 L	.00	
830	633	41555-00019	00000	10/08/08	04/19/12							
TOTAL-LONG							278.000	9,254.55	8,917.16	337.39	.00	
ASSET 966387102 WHITING PETROLEUM CORP							41.000	2,281.98	2,420.23	138.25-S	.00	
830	660	41568-00002	00000	02/29/12	05/02/12							

REPORT: TMS-TX-23
 BANK 21 PNC BANK (21)
 REGION 47 DELAWARE
 OFFICE 001 C & E

GAIN/LOSS FEDERAL REPORT INTERNAL USE ONLY
 ACCOUNT 1127289 COMMON WEALTH TRUST
 FROM: 01/01/12 TO: 12/31/12

PAGE: 32
 RUN DATE: 03/25/13

TAX CODE	OR-OFF SERIAL	SEQ LOT#	ACQUIRED	TRADE	DATES	UNITS	PROCEEDS	TAX COST	FEDERAL G/L	STATE G/L
ASSET 966387102 (CONT'D)										
TOTAL-SHORT						41.000	2,281.98	2,420.23	138.25-	.00
ASSET 98389B100 XCEL ENERGY INC										
830	660	41610-00001	00000	01/03/12	06/13/12	39.000	1,109.53	1,066.65	42.88 S	.00
830	660	41610-00001	00000	10/26/10	06/13/12	13.000	369.84	311.74	58.10 L	.00
830	660	41745-00031	00000	10/26/10	10/26/12	6.000	168.00	143.88	24.12 L	.00
830	660	41796-00005	00000	10/26/10	12/18/12	32.000	881.89	767.35	114.54 L	.00
830	660	41796-00005	00000	08/04/10	12/18/12	23.000	633.86	499.82	134.04 L	.00
TOTAL-SHORT						113.000	3,163.12	2,789.44	42.88	.00
TOTAL-LONG									330.80	.00
ASSET 983919101 XILINX INC										
830	660	41563-00003	00000	02/23/11	04/27/12	10.000	368.17	330.86	37.31 L	.00
830	660	41563-00003	00000	02/24/11	04/27/12	67.000	2,466.75	2,198.79	267.96 L	.00
TOTAL-LONG						77.000	2,834.92	2,529.65	305.27	.00
LISTED SALES-TOTAL SHORT						7,931.652	387,643.07	391,136.02		.00 L
LONG						66,071.013	1399,667.80	1319,324.87		.00 L
CAPITAL GAIN DISTRIBUTIONS										.00 L