



See a Social Security Number? Say Something!
Report Privacy Problems to <https://public.resource.org/privacy>
Or call the IRS Identity Theft Hotline at 1-800-908-4490



**Return of Private Foundation
or Section 4947(a)(1) Nonexempt Charitable Trust
Treated as a Private Foundation**

Department of the Treasury
Internal Revenue Service

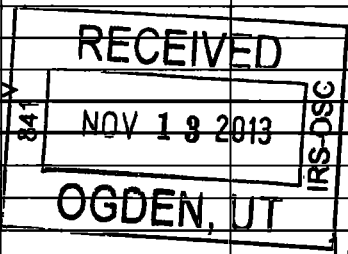
Note. The foundation may be able to use a copy of this return to satisfy state reporting requirements.

Open to public inspection

For calendar year 2012 or tax year beginning _____, and ending _____

Name of foundation THE INMAAT FOUNDATION C/O: VITTORIA PURDY & CAVALLARO LLP		A Employer identification number 45-3814655
Number and street (or P.O. box number if mail is not delivered to street address) ONE ROCKEFELLER PLAZA	Room/suite 321	B Telephone number 212-977-3535
City or town, state, and ZIP code NEW YORK, NY 10020		C If exemption application is pending, check here <input type="checkbox"/>
G Check all that apply: <input type="checkbox"/> Initial return <input type="checkbox"/> Initial return of a former public charity <input type="checkbox"/> Final return <input type="checkbox"/> Amended return <input checked="" type="checkbox"/> Address change <input type="checkbox"/> Name change		D 1. Foreign organizations, check here <input type="checkbox"/> 2. Foreign organizations meeting the 85% test, check here and attach computation <input type="checkbox"/>
H Check type of organization: <input checked="" type="checkbox"/> Section 501(c)(3) exempt private foundation <input type="checkbox"/> Section 4947(a)(1) nonexempt charitable trust <input type="checkbox"/> Other taxable private foundation		E If private foundation status was terminated under section 507(b)(1)(A), check here <input type="checkbox"/>
I Fair market value of all assets at end of year (from Part II, col. (c), line 16) ▶ \$ 39,215,049. (Part I, column (d) must be on cash basis.)	J Accounting method: <input type="checkbox"/> Cash <input type="checkbox"/> Accrual <input checked="" type="checkbox"/> Other (specify) MODIFIED CASH	F If the foundation is in a 60-month termination under section 507(b)(1)(B), check here <input type="checkbox"/>

Part I Analysis of Revenue and Expenses <small>(The total of amounts in columns (b), (c), and (d) may not necessarily equal the amounts in column (a))</small>	(a) Revenue and expenses per books	(b) Net investment income	(c) Adjusted net income	(d) Disbursements for charitable purposes (cash basis only)
1 Contributions, gifts, grants, etc., received			N/A	
2 Check <input checked="" type="checkbox"/> if the foundation is not required to attach Sch B				
3 Interest on savings and temporary cash investments	5,834.	5,834.		STATEMENT 1
4 Dividends and interest from securities	77,787.	78,950.		STATEMENT 2
5a Gross rents				
b Net rental income or (loss)				
6a Net gain or (loss) from sale of assets not on line 10	5,377.			
b Gross sales price for all assets on line 6a 3,816,880.				
7 Capital gain net income (from Part IV, line 2)		5,377.		
8 Net short-term capital gain				
9 Income modifications				
10a Gross sales less returns and allowances				
b Less: Cost of goods sold				
c Gross profit or (loss)		<1,222.>		
Other income				
12 Total. Add lines 1 through 11	88,998.	88,939.		
13 Compensation of officers, directors, trustees, etc.	0.	0.		0.
14 Other employee salaries and wages				
15 Pension plans, employee benefits				
16a Legal fees STMT 3	14,030.	0.		14,030.
b Accounting fees STMT 4	3,581.	0.		3,581.
c Other professional fees STMT 5	32,884.	32,884.		0.
17 Interest		114.		
18 Taxes STMT 6	51,663.	1,663.		0.
19 Depreciation and depletion				
20 Occupancy				
21 Travel, conferences, and meetings				
22 Printing and publications				
23 Other expenses STMT 7	1,978.	3,506.		1,581.
24 Total operating and administrative expenses. Add lines 13 through 23	104,136.	38,167.		19,192.
25 Contributions, gifts, grants paid	2,031,500.			2,031,500.
26 Total expenses and disbursements. Add lines 24 and 25	2,135,636.	38,167.		2,050,692.
27 Subtract line 26 from line 12:				
a Excess of revenue over expenses and disbursements	<2,046,638.>			
b Net investment income (if negative, enter -0-)		50,772.		
c Adjusted net income (if negative, enter -0-)			N/A	



2

THE INMAAT FOUNDATION

Form 990-PF (2012)

C/O: VITTORIA PURDY & CAVALLARO LLP

45-3814655

Page 2

Part II Balance Sheets		Attached schedules and amounts in the description column should be for end-of-year amounts only.		
		Beginning of year	End of year	
		(a) Book Value	(b) Book Value	(c) Fair Market Value
Assets	1 Cash - non-interest-bearing	41,081,952.	12,037,445.	12,037,445.
	2 Savings and temporary cash investments			
	3 Accounts receivable ▶			
	Less: allowance for doubtful accounts ▶			
	4 Pledges receivable ▶			
	Less: allowance for doubtful accounts ▶			
	5 Grants receivable	61,771.	30,918.	30,918.
	6 Receivables due from officers, directors, trustees, and other disqualified persons			
	7 Other notes and loans receivable ▶			
	Less: allowance for doubtful accounts ▶			
	8 Inventories for sale or use			
	9 Prepaid expenses and deferred charges			
	10a Investments - U.S. and state government obligations STMT 8	0.	8,392,009.	8,392,009.
	b Investments - corporate stock STMT 9	0.	4,242,820.	4,242,820.
	c Investments - corporate bonds STMT 10	0.	4,468,509.	4,468,509.
11 Investments - land, buildings, and equipment basis ▶				
Less: accumulated depreciation ▶				
12 Investments - mortgage loans				
13 Investments - other STMT 11	0.	10,043,348.	10,043,348.	
14 Land, buildings, and equipment, basis ▶				
Less: accumulated depreciation ▶				
15 Other assets (describe ▶)				
16 Total assets (to be completed by all filers)	41,143,723.	39,215,049.	39,215,049.	
Liabilities	17 Accounts payable and accrued expenses			
	18 Grants payable			
	19 Deferred revenue			
	20 Loans from officers, directors, trustees, and other disqualified persons			
	21 Mortgages and other notes payable			
	22 Other liabilities (describe ▶)			
23 Total liabilities (add lines 17 through 22)	0.	0.		
Net Assets or Fund Balances	Foundations that follow SFAS 117, check here ▶ <input checked="" type="checkbox"/> and complete lines 24 through 26 and lines 30 and 31.			
	24 Unrestricted	41,143,723.	39,215,049.	
	25 Temporarily restricted			
	26 Permanently restricted			
	Foundations that do not follow SFAS 117, check here ▶ <input type="checkbox"/> and complete lines 27 through 31.			
	27 Capital stock, trust principal, or current funds			
	28 Paid-in or capital surplus, or land, bldg., and equipment fund			
29 Retained earnings, accumulated income, endowment, or other funds				
30 Total net assets or fund balances	41,143,723.	39,215,049.		
31 Total liabilities and net assets/fund balances	41,143,723.	39,215,049.		

Part III Analysis of Changes in Net Assets or Fund Balances

1 Total net assets or fund balances at beginning of year - Part II, column (a), line 30 (must agree with end-of-year figure reported on prior year's return)	1	41,143,723.
2 Enter amount from Part I, line 27a	2	<2,046,638.>
3 Other increases not included in line 2 (itemize) ▶ UNREALIZED GAIN ON INVESTMENTS	3	117,964.
4 Add lines 1, 2, and 3	4	39,215,049.
5 Decreases not included in line 2 (itemize) ▶	5	0.
6 Total net assets or fund balances at end of year (line 4 minus line 5) - Part II, column (b), line 30	6	39,215,049.

Form 990-PF (2012)

Part IV Capital Gains and Losses for Tax on Investment Income

(a) List and describe the kind(s) of property sold (e.g., real estate, 2-story brick warehouse; or common stock, 200 shs. MLC Co.)	(b) How acquired P - Purchase D - Donation	(c) Date acquired (mo., day, yr.)	(d) Date sold (mo., day, yr.)
1a SALE OF PUBLICLY TRADED SECURITIES	P	VARIOUS	VARIOUS
b CAPITAL GAINS DIVIDENDS			
c			
d			
e			

(e) Gross sales price	(f) Depreciation allowed (or allowable)	(g) Cost or other basis plus expense of sale	(h) Gain or (loss) (e) plus (f) minus (g)
a 3,816,429.		3,811,503.	4,926.
b 451.			451.
c			
d			
e			

Complete only for assets showing gain in column (h) and owned by the foundation on 12/31/69			(l) Gains (Col. (h) gain minus col. (k), but not less than -0-) or Losses (from col. (h))
(i) F.M.V. as of 12/31/69	(j) Adjusted basis as of 12/31/69	(k) Excess of col. (i) over col. (j), if any	
a			4,926.
b			451.
c			
d			
e			

2 Capital gain net income or (net capital loss)	{ If gain, also enter in Part I, line 7 If (loss), enter -0- in Part I, line 7	2	5,377.
3 Net short-term capital gain or (loss) as defined in sections 1222(5) and (6): If gain, also enter in Part I, line 8, column (c). If (loss), enter -0- in Part I, line 8		3	N/A

Part V Qualification Under Section 4940(e) for Reduced Tax on Net Investment Income

(For optional use by domestic private foundations subject to the section 4940(a) tax on net investment income.)

If section 4940(d)(2) applies, leave this part blank.

Was the foundation liable for the section 4942 tax on the distributable amount of any year in the base period? Yes No

If "Yes," the foundation does not qualify under section 4940(e). Do not complete this part.

1 Enter the appropriate amount in each column for each year; see the instructions before making any entries.

(a) Base period years Calendar year (or tax year beginning in)	(b) Adjusted qualifying distributions	(c) Net value of noncharitable-use assets	(d) Distribution ratio (col. (b) divided by col. (c))
2011	0.	20,232,861.	.000000
2010			
2009			
2008			
2007			

2 Total of line 1, column (d)	2	.000000
3 Average distribution ratio for the 5-year base period - divide the total on line 2 by 5, or by the number of years the foundation has been in existence if less than 5 years	3	.000000
4 Enter the net value of noncharitable-use assets for 2012 from Part X, line 5	4	40,400,784.
5 Multiply line 4 by line 3	5	0.
6 Enter 1% of net investment income (1% of Part I, line 27b)	6	508.
7 Add lines 5 and 6	7	508.
8 Enter qualifying distributions from Part XII, line 4	8	2,050,692.

If line 8 is equal to or greater than line 7, check the box in Part VI, line 1b, and complete that part using a 1% tax rate. See the Part VI instructions.

THE INMAAT FOUNDATION

Form 990-PF (2012)

C/O: VITTORIA PURDY & CAVALLARO LLP

45-3814655

Page 4

Part VI Excise Tax Based on Investment Income (Section 4940(a), 4940(b), 4940(e), or 4948 - see instructions)

1a	Exempt operating foundations described in section 4940(d)(2), check here <input type="checkbox"/> and enter "N/A" on line 1. Date of ruling or determination letter: _____ (attach copy of letter if necessary-see instructions)		
b	Domestic foundations that meet the section 4940(e) requirements in Part V, check here <input checked="" type="checkbox"/> and enter 1% of Part I, line 27b	1	508.
c	All other domestic foundations enter 2% of line 27b. Exempt foreign organizations enter 4% of Part I, line 12, col. (b).		
2	Tax under section 511 (domestic section 4947(a)(1) trusts and taxable foundations only. Others enter -0-)	2	0.
3	Add lines 1 and 2	3	508.
4	Subtitle A (income) tax (domestic section 4947(a)(1) trusts and taxable foundations only. Others enter -0-)	4	0.
5	Tax based on investment income. Subtract line 4 from line 3. If zero or less, enter -0-	5	508.
Credits/Payments:			
a	2012 estimated tax payments and 2011 overpayment credited to 2012	6a	50,000.
b	Exempt foreign organizations - tax withheld at source	6b	
c	Tax paid with application for extension of time to file (Form 8868)	6c	
d	Backup withholding erroneously withheld	6d	
7	Total credits and payments. Add lines 6a through 6d	7	50,000.
8	Enter any penalty for underpayment of estimated tax. Check here <input type="checkbox"/> if Form 2220 is attached	8	
9	Tax due. If the total of lines 5 and 8 is more than line 7, enter amount owed	9	
10	Overpayment. If line 7 is more than the total of lines 5 and 8, enter the amount overpaid	10	49,492.
11	Enter the amount of line 10 to be: Credited to 2013 estimated tax <input checked="" type="checkbox"/> 49,492. Refunded <input type="checkbox"/>	11	0.

Part VII-A Statements Regarding Activities

	Yes	No
1a		X
1b		X
1c		X
2		X
3		X
4a		X
4b		N/A
5		X
6	X	
7	X	
8a		
8b	X	
9		X
10		X

Form 990-PF (2012)

THE INMAAT FOUNDATION

C/O: VITTORIA PURDY & CAVALLARO LLP

45-3814655

Form 990-PF (2012)

Part VII-A Statements Regarding Activities (continued)

11	At any time during the year, did the foundation, directly or indirectly, own a controlled entity within the meaning of section 512(b)(13)? If "Yes," attach schedule (see instructions)			X
12	Did the foundation make a distribution to a donor advised fund over which the foundation or a disqualified person had advisory privileges? If "Yes," attach statement (see instructions)			X
13	Did the foundation comply with the public inspection requirements for its annual returns and exemption application? Website address ► N/A	X		
14	The books are in care of ► ALFRED CAVALLERO, ESQ. Telephone no. ► (212)-977-3535 Located at ► ONE ROCKEFELLER PLAZA, SUITE 321, NEW YORK, NY ZIP+4 ► 10020			
15	Section 4947(a)(1) nonexempt charitable trusts filing Form 990-PF in lieu of Form 1041 - Check here and enter the amount of tax-exempt interest received or accrued during the year		15	N/A
16	At any time during calendar year 2012, did the foundation have an interest in or a signature or other authority over a bank, securities, or other financial account in a foreign country? See the instructions for exceptions and filing requirements for Form TD F 90-22.1. If "Yes," enter the name of the foreign country ►		16	Yes No X

Part VII-B Statements Regarding Activities for Which Form 4720 May Be Required

File Form 4720 if any item is checked in the "Yes" column, unless an exception applies.		Yes	No
1a	During the year did the foundation (either directly or indirectly):		
(1)	Engage in the sale or exchange, or leasing of property with a disqualified person? <input type="checkbox"/> Yes <input checked="" type="checkbox"/> No		
(2)	Borrow money from, lend money to, or otherwise extend credit to (or accept it from) a disqualified person? <input type="checkbox"/> Yes <input checked="" type="checkbox"/> No		
(3)	Furnish goods, services, or facilities to (or accept them from) a disqualified person? <input checked="" type="checkbox"/> Yes <input type="checkbox"/> No		
(4)	Pay compensation to, or pay or reimburse the expenses of, a disqualified person? <input checked="" type="checkbox"/> Yes <input type="checkbox"/> No		
(5)	Transfer any income or assets to a disqualified person (or make any of either available for the benefit or use of a disqualified person)? <input type="checkbox"/> Yes <input checked="" type="checkbox"/> No		
(6)	Agree to pay money or property to a government official? (Exception. Check "No" if the foundation agreed to make a grant to or to employ the official for a period after termination of government service, if terminating within 90 days.) <input type="checkbox"/> Yes <input checked="" type="checkbox"/> No		
b	If any answer is "Yes" to 1a(1)-(6), did any of the acts fail to qualify under the exceptions described in Regulations section 53.4941(d)-3 or in a current notice regarding disaster assistance (see instructions)? Organizations relying on a current notice regarding disaster assistance check here <input type="checkbox"/>	1b	X
c	Did the foundation engage in a prior year in any of the acts described in 1a, other than excepted acts, that were not corrected before the first day of the tax year beginning in 2012?	1c	X
2	Taxes on failure to distribute income (section 4942) (does not apply for years the foundation was a private operating foundation defined in section 4942(j)(3) or 4942(j)(5)):		
a	At the end of tax year 2012, did the foundation have any undistributed income (lines 6d and 6e, Part XIII) for tax year(s) beginning before 2012? <input type="checkbox"/> Yes <input checked="" type="checkbox"/> No If "Yes," list the years ►		
b	Are there any years listed in 2a for which the foundation is not applying the provisions of section 4942(a)(2) (relating to incorrect valuation of assets) to the year's undistributed income? (If applying section 4942(a)(2) to all years listed, answer "No" and attach statement - see instructions.) N/A	2b	
c	If the provisions of section 4942(a)(2) are being applied to any of the years listed in 2a, list the years here. ►		
3a	Did the foundation hold more than a 2% direct or indirect interest in any business enterprise at any time during the year? <input type="checkbox"/> Yes <input checked="" type="checkbox"/> No		
b	If "Yes," did it have excess business holdings in 2012 as a result of (1) any purchase by the foundation or disqualified persons after May 26, 1969; (2) the lapse of the 5-year period (or longer period approved by the Commissioner under section 4943(c)(7)) to dispose of holdings acquired by gift or bequest; or (3) the lapse of the 10-, 15-, or 20-year first phase holding period? (Use Schedule C, Form 4720, to determine if the foundation had excess business holdings in 2012.) N/A	3b	
4a	Did the foundation invest during the year any amount in a manner that would jeopardize its charitable purposes?	4a	X
b	Did the foundation make any investment in a prior year (but after December 31, 1969) that could jeopardize its charitable purpose that had not been removed from jeopardy before the first day of the tax year beginning in 2012?	4b	X

Part VII-B Statements Regarding Activities for Which Form 4720 May Be Required (continued)

5a During the year did the foundation pay or incur any amount to:

- (1) Carry on propaganda, or otherwise attempt to influence legislation (section 4945(e))? Yes No
- (2) Influence the outcome of any specific public election (see section 4955); or to carry on, directly or indirectly, any voter registration drive? Yes No
- (3) Provide a grant to an individual for travel, study, or other similar purposes? Yes No
- (4) Provide a grant to an organization other than a charitable, etc., organization described in section 509(a)(1), (2), or (3), or section 4940(d)(2)? Yes No
- (5) Provide for any purpose other than religious, charitable, scientific, literary, or educational purposes, or for the prevention of cruelty to children or animals? Yes No

b If any answer is "Yes" to 5a(1)-(5), did any of the transactions fail to qualify under the exceptions described in Regulations section 53.4945 or in a current notice regarding disaster assistance (see instructions)? Yes No
 Organizations relying on a current notice regarding disaster assistance check here

c If the answer is "Yes" to question 5a(4), does the foundation claim exemption from the tax because it maintained expenditure responsibility for the grant? Yes No
 If "Yes," attach the statement required by Regulations section 53.4945-5(d). N/A

6a Did the foundation, during the year, receive any funds, directly or indirectly, to pay premiums on a personal benefit contract? Yes No

b Did the foundation, during the year, pay premiums, directly or indirectly, on a personal benefit contract? Yes No
 If "Yes" to 6b, file Form 8870.

7a At any time during the tax year, was the foundation a party to a prohibited tax shelter transaction? Yes No

b If "Yes," did the foundation receive any proceeds or have any net income attributable to the transaction? Yes No

5b		
6b		X
7b		

Part VIII Information About Officers, Directors, Trustees, Foundation Managers, Highly Paid Employees, and Contractors

1 List all officers, directors, trustees, foundation managers and their compensation.

(a) Name and address	(b) Title, and average hours per week devoted to position	(c) Compensation (If not paid, enter -0-)	(d) Contributions to employee benefit plans and deferred compensation	(e) Expense account, other allowances
CHANDRA JESSEE C/O VITTORIA PURDY & CAVALLARO, LLP 1 ROCKEFELLER PLAZA, NY, NY 10020	PRESIDENT, TREASURER 1.00	0.	0.	0.
ALFRED CAVALLARO C/O VITTORIA PURDY & CAVALLARO, LLP 1 ROCKEFELLER PLAZA, NY, NY 10020	SECRETARY 1.00	0.	0.	0.

2 Compensation of five highest-paid employees (other than those included on line 1). If none, enter "NONE."

(a) Name and address of each employee paid more than \$50,000	(b) Title, and average hours per week devoted to position	(c) Compensation	(d) Contributions to employee benefit plans and deferred compensation	(e) Expense account, other allowances
NONE				

Total number of other employees paid over \$50,000 0

Part VIII Information About Officers, Directors, Trustees, Foundation Managers, Highly Paid Employees, and Contractors (continued)

3 Five highest-paid independent contractors for professional services. If none, enter "NONE."

(a) Name and address of each person paid more than \$50,000	(b) Type of service	(c) Compensation
NONE		

Total number of others receiving over \$50,000 for professional services ▶ 0

Part IX-A Summary of Direct Charitable Activities

List the foundation's four largest direct charitable activities during the tax year. Include relevant statistical information such as the number of organizations and other beneficiaries served, conferences convened, research papers produced, etc.	Expenses
1 N/A	
2	
3	
4	

Part IX-B Summary of Program-Related Investments

Describe the two largest program-related investments made by the foundation during the tax year on lines 1 and 2.	Amount
1 N/A	
2	
All other program-related investments. See instructions.	
3	
Total. Add lines 1 through 3 ▶	0.

Part X Minimum Investment Return (All domestic foundations must complete this part. Foreign foundations, see instructions.)

1	Fair market value of assets not used (or held for use) directly in carrying out charitable, etc., purposes:		
a	Average monthly fair market value of securities	1a	9,775,626.
b	Average of monthly cash balances	1b	31,240,398.
c	Fair market value of all other assets	1c	
d	Total (add lines 1a, b, and c)	1d	41,016,024.
e	Reduction claimed for blockage or other factors reported on lines 1a and 1c (attach detailed explanation)	1e	0.
2	Acquisition indebtedness applicable to line 1 assets	2	0.
3	Subtract line 2 from line 1d	3	41,016,024.
4	Cash deemed held for charitable activities. Enter 1 1/2% of line 3 (for greater amount, see instructions)	4	615,240.
5	Net value of noncharitable-use assets. Subtract line 4 from line 3. Enter here and on Part V, line 4	5	40,400,784.
6	Minimum investment return. Enter 5% of line 5	6	2,020,039.

Part XI Distributable Amount (see instructions) (Section 4942(j)(3) and (j)(5) private operating foundations and certain foreign organizations check here and do not complete this part.)

1	Minimum investment return from Part X, line 6	1	2,020,039.
2a	Tax on investment income for 2012 from Part VI, line 5	2a	508.
b	Income tax for 2012. (This does not include the tax from Part VI.)	2b	
c	Add lines 2a and 2b	2c	508.
3	Distributable amount before adjustments. Subtract line 2c from line 1	3	2,019,531.
4	Recoveries of amounts treated as qualifying distributions	4	0.
5	Add lines 3 and 4	5	2,019,531.
6	Deduction from distributable amount (see instructions)	6	0.
7	Distributable amount as adjusted. Subtract line 6 from line 5. Enter here and on Part XIII, line 1	7	2,019,531.

Part XII Qualifying Distributions (see instructions)

1	Amounts paid (including administrative expenses) to accomplish charitable, etc., purposes:		
a	Expenses, contributions, gifts, etc. - total from Part I, column (d), line 26	1a	2,050,692.
b	Program-related investments - total from Part IX-B	1b	0.
2	Amounts paid to acquire assets used (or held for use) directly in carrying out charitable, etc., purposes	2	
3	Amounts set aside for specific charitable projects that satisfy the:		
a	Suitability test (prior IRS approval required)	3a	
b	Cash distribution test (attach the required schedule)	3b	
4	Qualifying distributions. Add lines 1a through 3b. Enter here and on Part V, line 8, and Part XIII, line 4	4	2,050,692.
5	Foundations that qualify under section 4940(e) for the reduced rate of tax on net investment income. Enter 1% of Part I, line 27b	5	508.
6	Adjusted qualifying distributions. Subtract line 5 from line 4	6	2,050,184.

Note. The amount on line 6 will be used in Part V, column (b), in subsequent years when calculating whether the foundation qualifies for the section 4940(e) reduction of tax in those years.

Part XIII Undistributed Income (see instructions)

	(a) Corpus	(b) Years prior to 2011	(c) 2011	(d) 2012
1 Distributable amount for 2012 from Part XI, line 7				2,019,531.
2 Undistributed income, if any, as of the end of 2012				
a Enter amount for 2011 only			2,029,511.	
b Total for prior years:		0.		
3 Excess distributions carryover, if any, to 2012:				
a From 2007				
b From 2008				
c From 2009				
d From 2010				
e From 2011				
f Total of lines 3a through e	0.			
4 Qualifying distributions for 2012 from Part XII, line 4: ▶ \$ 2,050,692.				
a Applied to 2011, but not more than line 2a			2,029,511.	
b Applied to undistributed income of prior years (Election required - see instructions)		0.		
c Treated as distributions out of corpus (Election required - see instructions)	0.			
d Applied to 2012 distributable amount				21,181.
e Remaining amount distributed out of corpus	0.			
5 Excess distributions carryover applied to 2012 (If an amount appears in column (d), the same amount must be shown in column (a))	0.			0.
6 Enter the net total of each column as indicated below:				
a Corpus Add lines 3f, 4c, and 4e Subtract line 5	0.			
b Prior years' undistributed income. Subtract line 4b from line 2b		0.		
c Enter the amount of prior years' undistributed income for which a notice of deficiency has been issued, or on which the section 4942(a) tax has been previously assessed		0.		
d Subtract line 6c from line 6b. Taxable amount - see instructions		0.		
e Undistributed income for 2011. Subtract line 4a from line 2a. Taxable amount - see instr.			0.	
f Undistributed income for 2012. Subtract lines 4d and 5 from line 1. This amount must be distributed in 2013				1,998,350.
7 Amounts treated as distributions out of corpus to satisfy requirements imposed by section 170(b)(1)(F) or 4942(g)(3)	0.			
8 Excess distributions carryover from 2007 not applied on line 5 or line 7	0.			
9 Excess distributions carryover to 2013. Subtract lines 7 and 8 from line 6a	0.			
10 Analysis of line 9:				
a Excess from 2008				
b Excess from 2009				
c Excess from 2010				
d Excess from 2011				
e Excess from 2012				

THE INMAAT FOUNDATION

Part XIV Private Operating Foundations (see instructions and Part VII-A, question 9) N/A

1 a If the foundation has received a ruling or determination letter that it is a private operating foundation, and the ruling is effective for 2012, enter the date of the ruling ▶

b Check box to indicate whether the foundation is a private operating foundation described in section ... 4942(j)(3) or 4942(j)(5)

	Tax year		Prior 3 years		(e) Total
	(a) 2012	(b) 2011	(c) 2010	(d) 2009	
2 a Enter the lesser of the adjusted net income from Part I or the minimum investment return from Part X for each year listed					
b 85% of line 2a					
c Qualifying distributions from Part XII, line 4 for each year listed					
d Amounts included in line 2c not used directly for active conduct of exempt activities					
e Qualifying distributions made directly for active conduct of exempt activities. Subtract line 2d from line 2c					
3 Complete 3a, b, or c for the alternative test relied upon:					
a "Assets" alternative test - enter:					
(1) Value of all assets					
(2) Value of assets qualifying under section 4942(j)(3)(B)(i)					
b "Endowment" alternative test - enter 2/3 of minimum investment return shown in Part X, line 6 for each year listed					
c "Support" alternative test - enter:					
(1) Total support other than gross investment income (interest, dividends, rents, payments on securities loans (section 512(a)(5)), or royalties)					
(2) Support from general public and 5 or more exempt organizations as provided in section 4942(j)(3)(B)(iii)					
(3) Largest amount of support from an exempt organization					
(4) Gross investment income					

Part XV Supplementary Information (Complete this part only if the foundation had \$5,000 or more in assets at any time during the year-see instructions.)

1 Information Regarding Foundation Managers:
a List any managers of the foundation who have contributed more than 2% of the total contributions received by the foundation before the close of any tax year (but only if they have contributed more than \$5,000). (See section 507(d)(2).)

NONE

b List any managers of the foundation who own 10% or more of the stock of a corporation (or an equally large portion of the ownership of a partnership or other entity) of which the foundation has a 10% or greater interest.

NONE

2 Information Regarding Contribution, Grant, Gift, Loan, Scholarship, etc., Programs:
 Check here if the foundation only makes contributions to preselected charitable organizations and does not accept unsolicited requests for funds. If the foundation makes gifts, grants, etc. (see instructions) to individuals or organizations under other conditions, complete items 2a, b, c, and d.

a The name, address, and telephone number or e-mail of the person to whom applications should be addressed:

b The form in which applications should be submitted and information and materials they should include:

c Any submission deadlines:

d Any restrictions or limitations on awards, such as by geographical areas, charitable fields, kinds of institutions, or other factors:

THE INMAAT FOUNDATION

Form 990-PF (2012)

C/O: VITTORIA PURDY & CAVALLARO LLP

45-3814655 Page 11

Part XV Supplementary Information (continued)

3 Grants and Contributions Paid During the Year or Approved for Future Payment

Recipient Name and address (home or business)	If recipient is an individual, show any relationship to any foundation manager or substantial contributor	Foundation status of recipient	Purpose of grant or contribution	Amount
a Paid during the year				
ATTACHMENT B	N/A	ALL PUBLIC CHARITIES	GENERAL SUPPORT UNLESS INDICATED	2,031,500.
Total			▶ 3a	2,031,500.
b Approved for future payment				
NONE				
Total			▶ 3b	0.

Part XVII Information Regarding Transfers To and Transactions and Relationships With Noncharitable Exempt Organizations

		Yes	No
1 Did the organization directly or indirectly engage in any of the following with any other organization described in section 501(c) of the Code (other than section 501(c)(3) organizations) or in section 527, relating to political organizations?			
a Transfers from the reporting foundation to a noncharitable exempt organization of:			
(1) Cash			X
(2) Other assets			X
b Other transactions:			
(1) Sales of assets to a noncharitable exempt organization			X
(2) Purchases of assets from a noncharitable exempt organization			X
(3) Rental of facilities, equipment, or other assets			X
(4) Reimbursement arrangements			X
(5) Loans or loan guarantees			X
(6) Performance of services or membership or fundraising solicitations			X
c Sharing of facilities, equipment, mailing lists, other assets, or paid employees			X
d If the answer to any of the above is "Yes," complete the following schedule. Column (b) should always show the fair market value of the goods, other assets, or services given by the reporting foundation. If the foundation received less than fair market value in any transaction or sharing arrangement, show in column (d) the value of the goods, other assets, or services received.			

(a) Line no	(b) Amount involved	(c) Name of noncharitable exempt organization	(d) Description of transfers, transactions, and sharing arrangements
		N/A	

2a Is the foundation directly or indirectly affiliated with, or related to, one or more tax-exempt organizations described in section 501(c) of the Code (other than section 501(c)(3)) or in section 527? Yes No

b If "Yes," complete the following schedule.

(a) Name of organization	(b) Type of organization	(c) Description of relationship
N/A		

Sign Here Under penalties of perjury, I declare that I have examined this return, including accompanying schedules and statements, and to the best of my knowledge and belief, it is true, correct, and complete. Declaration of preparer (other than taxpayer) is based on all information of which preparer has any knowledge.

Signature of officer or trustee: *[Signature]* Date: 11/7/13 Title: Secretary

May the IRS discuss this return with the preparer shown below (see instr.)? Yes No

Paid Preparer Use Only

Print/Type preparer's name: THOMAS F. BLANEY, CPA, CFE
 Preparer's signature: *[Signature]*
 Date: 11/1/13
 Check if self-employed
 PTIN: P00234022
 Firm's name: O'CONNOR DAVIES, LLP
 Firm's EIN: 27-1728945
 Firm's address: 665 FIFTH AVENUE, NEW YORK, NY 10022
 Phone no.: (212) 286-2600

FORM 990-PF INTEREST ON SAVINGS AND TEMPORARY CASH INVESTMENTS STATEMENT 1

SOURCE	AMOUNT
CREDIT SUISSE	474.
ICONIQ	5,360.
TOTAL TO FORM 990-PF, PART I, LINE 3, COLUMN A	5,834.

FORM 990-PF DIVIDENDS AND INTEREST FROM SECURITIES STATEMENT 2

SOURCE	GROSS AMOUNT	CAPITAL GAINS DIVIDENDS	COLUMN (A) AMOUNT
CREDIT SUISSE	79,722.	451.	79,271.
ICONIQ	<1,484.>	0.	<1,484.>
TOTAL TO FM 990-PF, PART I, LN 4	78,238.	451.	77,787.

FORM 990-PF LEGAL FEES STATEMENT 3

DESCRIPTION	(A) EXPENSES PER BOOKS	(B) NET INVESTMENT INCOME	(C) ADJUSTED NET INCOME	(D) CHARITABLE PURPOSES
ALFRED CAVALLARO	14,030.	0.		14,030.
TO FM 990-PF, PG 1, LN 16A	14,030.	0.		14,030.

FORM 990-PF ACCOUNTING FEES STATEMENT 4

DESCRIPTION	(A) EXPENSES PER BOOKS	(B) NET INVESTMENT INCOME	(C) ADJUSTED NET INCOME	(D) CHARITABLE PURPOSES
O'CONNOR DAVIES, LLP	3,581.	0.		3,581.
TO FORM 990-PF, PG 1, LN 16B	3,581.	0.		3,581.

FORM 990-PF	OTHER PROFESSIONAL FEES			STATEMENT 5
DESCRIPTION	(A) EXPENSES PER BOOKS	(B) NET INVEST- MENT INCOME	(C) ADJUSTED NET INCOME	(D) CHARITABLE PURPOSES
INVESTMENT AND CUSTODIAL FEES	32,884.	32,884.		0.
TO FORM 990-PF, PG 1, LN 16C	32,884.	32,884.		0.

FORM 990-PF	TAXES			STATEMENT 6
DESCRIPTION	(A) EXPENSES PER BOOKS	(B) NET INVEST- MENT INCOME	(C) ADJUSTED NET INCOME	(D) CHARITABLE PURPOSES
FOREIGN TAXES	1,663.	1,663.		0.
FEDERAL EXCISE TAX	50,000.	0.		0.
TO FORM 990-PF, PG 1, LN 18	51,663.	1,663.		0.

FORM 990-PF	OTHER EXPENSES			STATEMENT 7
DESCRIPTION	(A) EXPENSES PER BOOKS	(B) NET INVEST- MENT INCOME	(C) ADJUSTED NET INCOME	(D) CHARITABLE PURPOSES
DUES AND SUBSCRIPTIONS	695.	0.		695.
INSURANCE	750.	0.		750.
MISCELLANEOUS	136.	0.		136.
FEES AND BANK CHARGES	397.	397.		0.
OTHER PARTNERSHIP EXPENSES	0.	3,109.		0.
TO FORM 990-PF, PG 1, LN 23	1,978.	3,506.		1,581.

FORM 990-PF **U.S. AND STATE/CITY GOVERNMENT OBLIGATIONS** **STATEMENT** **8**

DESCRIPTION	U.S. GOV'T	OTHER GOV'T	BOOK VALUE	FAIR MARKET VALUE
ATTACHMENT A		X	8,392,009.	8,392,009.
TOTAL U.S. GOVERNMENT OBLIGATIONS				
TOTAL STATE AND MUNICIPAL GOVERNMENT OBLIGATIONS			8,392,009.	8,392,009.
TOTAL TO FORM 990-PF, PART II, LINE 10A			8,392,009.	8,392,009.

FORM 990-PF **CORPORATE STOCK** **STATEMENT** **9**

DESCRIPTION	BOOK VALUE	FAIR MARKET VALUE
ATTACHMENT A	4,242,820.	4,242,820.
TOTAL TO FORM 990-PF, PART II, LINE 10B		

FORM 990-PF **CORPORATE BONDS** **STATEMENT** **10**

DESCRIPTION	BOOK VALUE	FAIR MARKET VALUE
ATTACHMENT A	4,468,509.	4,468,509.
TOTAL TO FORM 990-PF, PART II, LINE 10C		

FORM 990-PF **OTHER INVESTMENTS** **STATEMENT** **11**

DESCRIPTION	VALUATION METHOD	BOOK VALUE	FAIR MARKET VALUE
ATTACHMENT A-INTERNATIONAL OBLIGATIONS	FMV	2,329,860.	2,329,860.
ATTACHMENT A-MUTUAL FUNDS	FMV	4,057,035.	4,057,035.
PRIME FINANCE PARTNERS III, LP	FMV	35,199.	35,199.
TRILOGY MULTIFAMILY FUND II, LP	FMV	246,011.	246,011.
VIRTU INVESTMENTS MULTIFAMILY OPPORTUNITY FUND II, LP	FMV	200,000.	200,000.

ATTACHMENT A-EXCHANGE-TRADED PRODUCTS	FMV	3,075,243.	3,075,243.
ICQ INVESTMENTS, LP (SERIES IV)	FMV	50,000.	50,000.
ICQ INVESTMENTS, LP (SERIES V)	FMV	50,000.	50,000.
TOTAL TO FORM 990-PF, PART II, LINE 13		<u>10,043,348.</u>	<u>10,043,348.</u>

The InMaat Foundation
EIN#: 45-3814655
Schedule of Portfolio Holdings
December 31, 2012

	Equities	US and State Government Obligations	International Obligations	Mutual Funds	Corporate Bonds	Exchange-Traded Products
ATTACHMENT A-1				4,037,798		649,605
ATTACHMENT A-2						585,866
ATTACHMENT A-3			2,329,860			
ATTACHMENT A-4	948,423					
ATTACHMENT A-5	985,384					
ATTACHMENT A-6	1,382,908					
ATTACHMENT A-7		3,752,950				
ATTACHMENT A-8	926,105			19,237		
ATTACHMENT A-9						1,839,773
ATTACHMENT A-10		4,639,058				
ATTACHMENT A-11					4,468,509	
	<u>4,242,820</u>	<u>8,392,009</u>	<u>2,329,860</u>	<u>4,057,035</u>	<u>4,468,509</u>	<u>3,075,243</u>



EIN#: 45-3814655

CREDIT SUISSE SECURITIES (USA) LLC
 170 Pine Street
 New York, NY 10270
 (212) 861-1000



Statement Period: 12/01/2012 - 12/31/2012

Portfolio Holdings

Quantity	Acquisition Date	Unit Cost	Cost Basis	Market Price	Market Value	Unrealized Gain/Loss	Estimated Annual Income	Estimated Yield
Mutual Funds 37.00% of Portfolio								
Mutual Funds								
LORD ABBETT SHORT DURATION INCOME FUND CLASS A								
CUSIP: 543916100								
Open End Fund								
Dividend Option: Reinvest; Capital Gains Option: Reinvest								
216,919.740	08/08/12	4.6100	1,000,000.00	4.6500	1,008,676.80	8,676.80	40,675.27	4.03%
215,053.763	12/03/12	4.6500	1,000,000.00	4.6500	1,000,000.00	0.00	40,325.37	4.03%
2,633.635	Reinvestments to Date	4.6420	12,226.30	4.6500	12,246.39	20.09	493.84	4.03%
434,607.138	Total Covered		2,012,226.30		2,020,923.19	8,696.89	81,494.48	
434,607.138	Total		\$2,012,226.30		\$2,020,923.19	\$8,696.89	\$81,494.48	
PRUDENTIAL ABSOLUTE RETURN BOND FUND CLASS A								
CUSIP: 74441852								
Open End Fund								
Dividend Option: Reinvest; Capital Gains Option: Reinvest								
101,112.235	09/24/12	9.8900	1,000,000.00	9.9600	1,007,077.86	7,077.86	30,228.72	3.00%
100,806.452	12/03/12	9.9200	1,000,000.00	9.9600	1,004,032.26	4,032.26	30,137.30	3.00%
578.791	Reinvestments to Date	9.9180	5,740.42	9.9600	5,764.76	24.34	173.03	3.00%

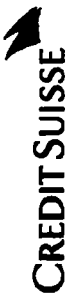
Portfolio Holdings (continued)

Quantity	Acquisition Date	Unit Cost	Cost Basis	Market Price	Market Value	Unrealized Gain/Loss	Estimated Annual Income	Estimated Yield
Mutual Funds (continued)								
Mutual Funds (continued)								
PRUDENTIAL ABSOLUTE RETURN BOND FUND (continued)								
202,487.478			2,005,740.42		2,016,874.88	11,134.46	60,539.05	
202,487.478			\$2,005,740.42		\$2,016,874.88	\$11,134.46	\$60,539.05	
Total			\$4,017,966.72		\$4,037,798.07	\$19,831.35	\$142,033.53	
Total Mutual Funds			\$4,017,966.72		\$4,037,798.07	\$19,831.35	\$142,033.53	

Quantity	Acquisition Date	Unit Cost	Cost Basis	Market Price	Market Value	Unrealized Gain/Loss	Estimated Annual Income	Estimated Yield
Exchange-Traded Products 6.00% of Portfolio								
Exchange-Traded Products								
CREDIT SUISSE MASSAU BRH ETN LKD								
TO CUSING 30 MLP INDEX								
CUSIP: Z2542D8S2								
Dividend Option: Cash; Capital Gains Option: Cash								
15,500.00 of these shares are in your margin account								
500,000		24.0700	12,035.00	24.1400	12,070.00	35.00	668.40	5.53%
4,500,000		24.2620	109,180.00	24.1400	108,630.00	-550.00	6,015.60	5.53%
10,500,000		24.2000	254,100.00	24.1400	253,470.00	-630.00	14,038.40	5.53%
15,500,000			375,315.00		374,170.00	-1,145.00	20,720.40	
15,500,000			\$375,315.00		\$374,170.00	-\$1,145.00	\$20,720.40	
SPDR GOLD TR GOLD SHS								
CUSIP: 78463V107								
Dividend Option: Cash; Capital Gains Option: Cash								
1,700.00 of these shares are in your margin account								
1,700,000		153.9980	261,797.32	162.0204	275,434.88	13,637.56	\$20,720.40	
Total Exchange-Traded Products			\$637,112.32		\$648,604.88	\$12,492.56	\$20,720.40	
Total Exchange-Traded Products			\$637,112.32		\$648,604.88	\$12,492.56	\$20,720.40	

EIN#: 45-3814655

CREDIT SUISSE SECURITIES (USA) LLC
Financial Institutions Avenue
New York, NY 10036-3000
(212) 861-2148



Managed Account Statement

Statement Period: 12/01/2012 - 12/31/2012

Portfolio Holdings (continued)

Quantity	Acquisition Date	Unit Cost	Cost Basis	Market Price	Market Value	Unrealized Gain/Loss	Estimated Annual Income	Estimated Yield
Exchange-Traded Products 97.00% of Portfolio								
Exchange-Traded Products								
ISHARES TR CORE SMP MID-CAP ETF								
CUSIP: 464287507			Security Identifier: IH					
Dividend Option: Cash; Capital Gains Option: Cash								
2,028.000	11/01/12	100.0860	202,974.81	101.7000	206,247.60	3,272.79	2,943.32	1.42%
ISHARES TR BARCLAYS 3-7 YR TREAS BD FD								
CUSIP: 464286661			Security Identifier: IEI					
Dividend Option: Cash; Capital Gains Option: Cash								
1,357.000	11/01/12	123.1950	167,175.21	123.2200	167,209.54	34.33	1,449.53	0.86%
PROSHARES TR PROSHARES ULTRA 7-10 YR TRES								
CUSIP: 74347R180			Security Identifier: LST					
Dividend Option: Cash; Capital Gains Option: Cash								
2,104.000	11/01/12	56.7370	119,374.44	56.7500	119,402.00	27.56	20.44	0.01%
PROSHARES TR PROSHARES ULTRA MIDCAP400								
CUSIP: 74347R404			Security Identifier: MWV					
Dividend Option: Cash; Capital Gains Option: Cash								
1,256.000	11/01/12	71.2920	89,542.38	74.0500	93,006.80	3,464.42	53.97	0.05%
Total Exchange-Traded Products			\$579,066.94		\$585,865.94	\$6,799.10	\$4,467.26	
Total Exchange-Traded Products			\$579,066.94		\$585,865.94	\$6,799.10	\$4,467.26	

EIN#: 45-3814655



Quantity	Acquisition Date	Unit Cost	Adjusted Cost Basis	Market Price	Market Value	Unrealized Gain/Loss	Accrued Interest	Estimated Annual Income	Estimated Yield
Fixed Income 98.00% of Portfolio (In Maturity Date Sequence)									
International Obligations									
KOENIGREICH NORWEGEN BOND									
Security Identifier: R63338FD3									
ISIN#NO0010144843 6.500% 05/15/13 REG									
DTD 05/15/02 FOREIGN SECURITY Moody Rating Aaa S & P Rating									
AAA									
550,000.000	07/26/12	17.3930	95,664.16	18.2853	100,569.65	4,905.49	4,049.57	6,426.49	6.39%
			Original Cost Basis: \$95,664.16						

EIN#: 45-3814655

CREDIT SUISSE SECURITIES (USA) LLC
 Chase National Avenue
 New York, NY 10017-3000
 (212) 812-2000



**Managed Account
Statement**

Statement Period: 12/01/2012 - 12/31/2012

Portfolio Holdings (continued)

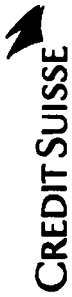
Quantity	Acquisition Date	Unit Cost	Adjusted Cost Basis	Market Price	Market Value	Unrealized Gain/Loss	Accrued Interest	Estimated Annual Income	Estimated Yield
Fixed Income (continued)									
QUEENSLAND TREASURY CORP ISIN#AU000Q140424 6.000% 08/14/13 REG DTD 02/14/02 FOREIGN SECURITY Moody Rating Aaa S & P Rating AAA Security Identifier: Q7944UCE7									
100,000,000	07/26/12*	107.0780	107,077.75 Original Cost Basis: \$107,077.75	105.7929	105,792.96	-1,284.79	2,352.42	6,228.00	5.88%
JAPAN FINANCE CORP EURO MED TERM NOTES ISIN#IS0179761175 1.350% 11/26/13 REG DTD 11/26/03 CALLABLE Moody Rating Aaa S & P Rating AA- 15,000,000,000 07/26/12* 1.3030 Original Cost Basis: \$195,493.91 Security Identifier: I2820CAMS									
80,000,000	07/26/12*	173.5120	138,809.39 Original Cost Basis: \$138,809.39	175.1748	140,139.87	1,330.48	2,065.30	6,501.20	4.63%
UNITED KINGDOM OF GREAT BRITAIN AND NORTH TRY STK EURO ISIN#GB0031829509 5,000% 09/07/14 REG DTD 07/25/02 Moody Rating Aaa Security Identifier: G92450NU8									
70,000,000	07/26/12*	87.6970	61,388.24 Original Cost Basis: \$61,388.24	88.7484	62,123.94	735.70	732.80	3,464.16	5.57%
NEW ZEALAND GOVT BONDS ISIN#NZGOV0000487 6.000% 04/15/15 REG DTD 04/15/03 FOREIGN SECURITY Moody Rating Aaa S & P Rating AA+ Security Identifier: C675DXHLS									
70,000,000	07/26/12*	138.1040	96,673.08 Original Cost Basis: \$96,673.08	145.7533	102,027.36	5,354.28	1,877.08	3,806.30	3.73%
FINNISH GOVERNMENT BOND ISIN#FI0001005704 4.125% 07/04/15 REG DTD 05/04/04 FOREIGN SECURITY Moody Rating Aaa S & P Rating AAA Security Identifier: X7331AEXO									

Portfolio Holdings (continued)

Quantity	Acquisition Date	Unit Cost	Adjusted Cost Basis	Market Price	Market Value	Unrealized Gain/Loss	Accrued Interest	Estimated Annual Income	Estimated Yield
Fixed Income (continued)									
REPUBLIC OESTERREICH EMTN ISIN#AT0000401179 4.000% 09/15/16 REG DTD 04/25/06 FOREIGN SECURITY Moody Rating Aaa S & P Rating Aaa									
120,000,000	07/26/12*	140,0630	168,075.07 Original Cost Basis: \$168,075.07 Security Identifier: AS28URFB4	149,5234	179,428.11	11,353.04	1,854.87	6,327.36	3.52%
EUROPEAN INVESTMENT BANK NOTES ISIN#XS223267914 1.400% 06/20/17 REG DTD 06/30/05 FOREIGN SECURITY Moody Rating Aaa S & P Rating Aaa									
15,000,000,000	07/26/12*	1,3480	202,216.53 Original Cost Basis: \$202,216.53 Security Identifier: X5650PMANS	1,2129	181,937.25	-20,279.28	73.20	2,429.07	1.33%
POLAND GOVERNMENT BOND ISIN#XS0371500611 5.625% 06/20/18 REG DTD 06/20/08 FOREIGN SECURITY Moody Rating A2 S & P Rating A- Moody Rating Aaa S & P Rating Aaa									
45,000,000	07/26/12*	146,9600	66,132.18 Original Cost Basis: \$66,132.18 Security Identifier: W9478GSX2	159,9767	71,989.54	5,857.36	1,773.48	3,336.69	4.63%
KONIGREICH SCHWEDEN TREASURY BOND 4.250% 03/12/19 REG DTD 11/26/07 Moody Rating Aaa S & P Rating Aaa									
500,000,000	07/26/12*	17,5680	87,842.21 Original Cost Basis: \$87,842.21 Security Identifier: 135087YR9	18,1676	90,838.45	2,996.24	2,614.06	3,267.57	3.59%
CANADIAN GOVERNMENT FIXED ISIN#CA135087YR94 3.750% 06/07/19 REG DTD 10/06/08 FOREIGN SECURITY Moody Rating Aaa S & P Rating Aaa									
135,000,000	07/26/12*	114,5960	154,705.09 Original Cost Basis: \$154,705.09 Security Identifier: X7331AGZ3	113,9642	153,851.68	-853.41	419.17	5,085.89	3.30%
REPUBLIC FINNLAND EURO BOND ISIN#FF0001008306 4.750% 07/04/19 REG DTD 04/28/08 FOREIGN SECURITY Moody Rating Aaa S & P Rating Aaa									
60,000,000	07/26/12*	149,4660	88,679.55 Original Cost Basis: \$89,679.55 Security Identifier: M45810CT8	160,9522	96,571.33	6,891.78	1,852.70	3,756.87	3.89%
NETHERLANDS GOVERNMENTS MTS ISIN#NL0009086115 4.000% 07/15/19 REG DTD 02/13/09 FOREIGN SECURITY Moody Rating Aaa Moody Rating Aaa									
100,000,000	07/26/12*	145,9100	145,908.98 Original Cost Basis: \$145,908.98 Security Identifier: M45810CT8	157,6435	157,643.54	11,733.56	2,441.38	5,272.80	3.34%

EIN#: 45-3814655

CREDIT SUISSE SECURITIES (USA) LLC
 170 Pine Street
 New York, NY 10270-3000
 (212) 861-1000



**Managed Account
Statement**

Statement Period: 12/01/2012 - 12/31/2012

Portfolio Holdings (continued)

Quantity	Acquisition Date	Unit Cost	Adjusted Cost Basis	Market Price	Market Value	Unrealized Gain/Loss	Accrued Interest	Estimated Annual Income	Estimated Yield
Fixed Income (continued)									
NETHERLANDS GOVERNMENTS NTS (continued)									
			Original Cost Basis: \$145,909.98						
			Security Identifier: K567SSKZ1						
			KINGDOM OF DENMARK TREASURY BOND						
			ISIN#DK000922676 3.000% 11/15/21 REG						
			DTD 11/15/10 FOREIGN SECURITY Moody Rating Aaa S & P Rating						
			AAA						
570,000.000	07/26/12	19.4080	110,627.33	20.5951	117,382.42	6,765.09	380.88	3,022.20	2.57%
			Original Cost Basis: \$110,627.33						
			Security Identifier: D206592A1						
			BUNDESREPUBLIK DEUTSCHLAND OPEN %						
			BUNDESORL ISIN#DE0001135473						
			1.750% 07/04/22 REG DTD 04/13/12 Moody Rating Aaa						
			90,000.000	128.2710	123,715.71	8,272.22	1,489.01	2,076.16	1.67%
			07/26/12	137.4618					
			Original Cost Basis: \$115,443.49						
			Security Identifier: J12168AR1						
			DEVELOPMENT BANK OF JAPAN DBJ TOKYO						
			EURO MTN ISIN#XS0171578502						
			1.050% 06/20/23 REG DTD 06/27/03 Moody Rating Aaa S & P Rating						
			AA-						
15,000,000.000	07/26/12	1.3250	198,699.55	1.1821	177,322.05	-21,377.50	54.90	1,821.80	1.02%
			Original Cost Basis: \$198,699.55						
			Security Identifier: 5007698N3						
			KREDITANSTALT FUR WIEDERANFAHU JPY						
			GLOBAL BD ISIN#US5007688N36						
			2.050% 02/16/26 B/E DTD 02/16/06 Moody Rating Aaa S & P Rating						
			AAA						
9,000,000.000	08/02/12	1.4490	130,372.20	1.2843	115,595.91	-14,776.29	801.02	2,134.11	1.84%
			Original Cost Basis: \$130,372.20						
			Security Identifier: L32484XU8						
			EUROPEAN INVESTMENT BANK EMTN						
			ISIN#XS0282506657 2.150% 01/18/27 REG						
			DTD 01/18/07 FOREIGN SECURITY Moody Rating Aaa S & P Rating						
			AAA						
9,000,000.000	07/26/12	1.3910	125,161.69	1.2317	110,859.21	-14,302.48	1,017.93	2,238.21	2.01%
			Original Cost Basis: \$125,161.69						

EIN#: 45-3814655

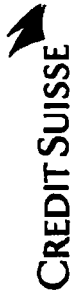


Portfolio Holdings (continued)

Quantity	Acquisition Date	Unit Cost	Adjusted Cost Basis	Market Price	Market Value	Unrealized Gain/Loss	Accrued Interest	Estimated Annual Income	Estimated Yield
Fixed Income (continued)									
Security Identifier: F9767GZZ7									
8,000.000	07/26/12	8.2260	65,805.99	8.3548	66,838.51	1,032.52	0.00		
			Original Cost Basis: \$65,805.99						
			\$2,355,777.30		\$2,329,860.14	-\$25,917.25	\$28,076.24	\$69,537.19	
Total International Obligations									

EIN#: 45-3814655

CREDIT SUISSE SECURITIES (USA) LLC
Equal Opportunity
New York, NY 10038
(212) 861-2010



Managed Account Statement

Statement Period: 12/01/2012 - 12/31/2012

Portfolio Holdings (continued)

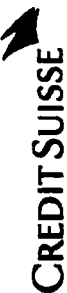
Quantity	Acquisition Date	Unit Cost	Cost Basis	Market Price	Market Value	Unrealized Gain/Loss	Estimated Annual Income	Estimated Yield
Equities 93.00% of Portfolio								
Common Stocks								
STEINER LEISURE LTD								
CUSIP: P8744Y102								
Dividend Option: Cash								
81,000	07/19/12	45.2560	3,665.87	48.3184	3,913.79	247.92		
95,000	08/09/12	42.6500	4,051.74	48.3184	4,580.25	528.51		
152,000	12/18/12	47.7540	7,258.61	48.3184	7,344.40	85.79		
328,000	Total Covered		14,976.22		15,848.44	872.22		
328,000	Total		\$14,976.22		\$15,848.44	\$872.22		\$0.00
ABAXIS INC COM								
CUSIP: 002567105								
Dividend Option: Cash								
270,000	07/19/12	39.4920	10,662.84	37.1000	10,017.00	-645.84		
293,000	09/09/12	37.9440	11,117.59	37.1000	10,870.30	-247.29		
532,000	12/19/12	38.1960	20,321.34	37.1000	19,737.20	-584.14		
1,095,000	Total Covered		42,101.77		40,624.50	-1,477.27		
1,095,000	Total		\$42,101.77		\$40,624.50	-\$1,477.27		\$0.00
ADVISORY BRD CO COM								
CUSIP: 007624F107								
Dividend Option: Cash								
71,000	07/19/12	48.9500	3,475.45	46.7900	3,322.06	-153.36		
69,000	09/09/12	42.4200	2,926.98	46.7900	3,228.51	301.53		
130,000	12/19/12	49.2860	6,407.18	46.7900	6,082.70	-324.48		
270,000	Total Covered		12,809.61		12,633.30	-176.31		
270,000	Total		\$12,809.61		\$12,633.30	-\$176.31		\$0.00
ANYSYS INC COM								
CUSIP: 03662Q105								
Dividend Option: Cash								
220,000	07/19/12	58.2690	12,819.27	67.3400	14,814.80	1,995.53		
153,000	08/09/12	66.8840	10,233.25	67.3400	10,303.02	69.77		
368,000	12/19/12	68.9000	25,355.05	67.3400	24,781.12	-573.93		

Portfolio Holdings (continued)

Quantity	Acquisition Date	Unit Cost	Cost Basis	Market Price	Market Value	Unrealized Gain/Loss	Estimated Annual Income	Estimated Yield
Equities (continued)								
Common Stocks (continued)								
ANSYS INC COM (continued)								
741,000			48,407.57		48,898.94	1,491.37		
741,000	Total Covered		\$48,407.57		\$49,898.94	\$1,491.37	\$0.00	
APTARGROUP INC								
CUSIP: 038336103								
Dividend Option: Cash								
139,000	07/19/12	50.7300	7,051.46	47.7200	6,633.08	-418.38	122.32	1.84%
149,000	08/09/12	48.7080	7,406.49	47.7200	7,110.28	-296.21	131.12	1.84%
273,000	12/19/12	48.2400	13,169.49	47.7200	13,027.56	-141.93	240.24	1.84%
561,000	Total Covered		27,627.44		26,770.92	-856.52	493.68	
561,000	Total		\$27,627.44		\$26,770.92	-\$856.52	\$493.68	
BLACKBAUD INC COM								
CUSIP: 09227Q100								
Dividend Option: Cash								
155,000	07/19/12	27.8690	4,319.70	22.8300	3,538.65	-781.05	74.40	2.10%
180,000	08/09/12	25.0180	4,503.24	22.8300	4,109.40	-393.84	86.40	2.10%
304,000	12/19/12	22.9900	6,988.91	22.8300	6,940.32	-48.59	145.92	2.10%
639,000	Total Covered		15,811.85		14,588.37	-1,223.48	306.72	
639,000	Total		\$15,811.85		\$14,588.37	-\$1,223.48	\$306.72	
BROWN & BROWN INC								
CUSIP: 115236101								
Dividend Option: Cash								
365,000	07/19/12	26.2100	9,566.62	25.4600	9,292.90	-273.72	131.40	1.41%
387,000	08/09/12	25.0600	9,698.10	25.4600	9,853.02	154.92	139.32	1.41%
695,000	12/19/12	26.0800	18,125.54	25.4600	17,694.70	-430.84	250.20	1.41%
1,447,000	Total Covered		37,390.26		36,840.62	-549.64	520.92	
1,447,000	Total		\$37,390.26		\$36,840.62	-\$549.64	\$520.92	
CABOT MICROELECTRONICS								
CORP COM								
CUSIP: 12709P103								
Dividend Option: Cash								
103,000	07/19/12	29.5090	3,039.47	35.5100	3,657.53	618.06		
118,000	08/09/12	31.8000	3,752.39	35.5100	4,190.18	437.79		
194,000	12/19/12	34.6960	6,730.93	35.5100	6,888.94	158.01		
415,000	Total Covered		13,522.79		14,736.65	1,213.86		
415,000	Total		\$13,522.79		\$14,736.65	\$1,213.86	\$0.00	

EIN#: 45-3814655

CREDIT SUISSE SECURITIES (USA) LLC
Member SIPC
New York, NY 10048-6000
Phone 212-880-2000



Managed Account Statement

Statement Period: 12/01/2012 - 12/31/2012

Portfolio Holdings (continued)

Quantity	Acquisition Date	Unit Cost	Cost Basis	Market Price	Market Value	Unrealized Gain/Loss	Estimated Annual Income	Estimated Yield
Equities (continued)								
Common Stocks (continued)								
COHEN & STEERS INC COM								
CUSIP: 19247A100								
Dividend Option: Cash								
342.000	07/19/12	32.8040	11,253.11	30.4700	10,420.74	-832.37	246.24	2.36%
328.000	12/19/12	30.5100	10,007.28	30.4700	9,894.16	-113.12	236.16	2.36%
670.000	Total Covered		21,260.39		20,414.90	-845.49	482.40	
670.000	Total		\$21,260.39		\$20,414.90	-\$845.49	\$482.40	
COMPUTER PROGRAMS & SYS INC COM								
CUSIP: 205306103								
Dividend Option: Cash								
178.000	07/19/12	51.1160	9,098.65	50.3400	8,960.52	-138.13	327.52	3.65%
180.000	08/09/12	47.7480	8,594.84	50.3400	9,061.20	466.36	331.20	3.65%
107.000	12/04/12	50.0300	5,353.24	50.3400	5,386.38	33.14	196.88	3.65%
433.000	12/19/12	52.0460	22,535.92	50.3400	21,797.22	-738.70	796.72	3.65%
898.000	Total Covered		45,582.65		45,205.32	-377.33	1,652.32	
898.000	Total		\$45,582.65		\$45,205.32	-\$377.33	\$1,652.32	
COPART INC COM								
CUSIP: 217204106								
Dividend Option: Cash								
318.000	07/19/12	24.5580	7,809.44	29.5000	9,391.00	1,571.56		
489.000	08/09/12	24.9490	12,199.84	29.5000	14,425.50	2,225.66		
1,517.000	12/19/12	30.3580	21,554.16	29.5000	20,945.00	-609.16		
1,517.000	Total Covered		41,563.46		44,751.50	3,188.04		
1,517.000	Total		\$41,563.46		\$44,751.50	\$3,188.04	\$0.00	
EXPONENT INC								
CUSIP: 30214U102								
Dividend Option: Cash								
202.000	07/19/12	55.1650	11,143.29	55.8300	11,277.66	134.37		
213.000	08/09/12	51.8940	11,053.42	55.8300	11,891.79	838.37		
406.000	12/19/12	53.6270	21,772.71	55.8300	22,666.98	894.27		

Portfolio Holdings (continued)

Quantity	Acquisition Date	Unit Cost	Cost Basis	Market Price	Market Value	Unrealized Gain/Loss	Estimated Annual Income	Estimated Yield
Equities (continued)								
Common Stocks (continued)								
EXPONENT INC (continued)								
821,000			43,969.42		45,836.43	1,867.01	\$0.00	
821,000			\$43,969.42		\$45,836.43	\$1,867.01		
FACTSET RESEARCH SYSTEMS INC								
CUSIP: 303075105								
Dividend Option: Cash								
107,000	07/19/12	94,7400	10,137.18	88.0600	9,422.42	-714.76	132.68	1.40%
103,000	08/09/12	94,1180	9,694.14	88.0600	9,070.18	-623.96	127.72	1.40%
236,000	12/19/12	90,7740	21,422.66	88.0600	20,782.16	-640.50	282.64	1.40%
446,000	Total Covered		41,253.98		39,274.76	-1,979.22	553.04	
446,000	Total		\$41,253.98		\$39,274.76	-\$1,979.22	\$553.04	
FEDERATED INVS INC PA CL B								
CUSIP: 314211103								
Dividend Option: Cash								
464,000	07/19/12	21,3000	9,883.15	20.2300	9,386.72	-496.43	445.44	4.74%
482,000	08/09/12	20,4500	9,856.87	20.2300	9,750.86	-106.01	462.72	4.74%
909,000	12/19/12	20,4900	18,625.33	20.2300	18,389.07	-236.26	872.64	4.74%
1,855,000	Total Covered		38,365.35		37,526.65	-838.70	1,780.80	
1,855,000	Total		\$38,365.35		\$37,526.65	-\$838.70	\$1,780.80	
HAEMONETICS CORP MASS COM								
CUSIP: 405024100								
Dividend Option: Cash								
306,000	07/19/12	37,5540	11,491.52	40.8400	12,487.04	1,005.52		
320,000	08/09/12	35,6400	11,404.78	40.8400	13,068.80	1,664.02		
598,000	12/19/12	40,6500	23,942.79	40.8400	24,054.76	111.97		
1,215,000	Total Covered		46,839.09		49,620.60	2,781.51		
1,215,000	Total		\$46,839.09		\$49,620.60	\$2,781.51	\$0.00	
HENRY JACK & ASSOC INC COM								
CUSIP: 426281101								
Dividend Option: Cash								
355,000	07/19/12	35,1600	12,481.72	39.2600	13,937.30	1,455.58	163.30	1.17%
338,000	08/09/12	35,6200	12,075.16	39.2600	13,308.14	1,233.98	155.94	1.17%
601,000	12/19/12	39,8380	23,942.70	39.2600	23,595.26	-347.44	276.46	1.17%
1,295,000	Total Covered		48,499.58		50,841.70	2,342.12	595.70	
1,295,000	Total		\$48,499.58		\$50,841.70	\$2,342.12	\$595.70	

CREDIT SUISSE SECURITIES (USA) LLC
 170 Pine Street
 New York, NY 10270
 (212) 860-0000



Managed Account Statement

Statement Period: 12/01/2012 - 12/31/2012

Portfolio Holdings (continued)

Quantity	Acquisition Date	Unit Cost	Cost Basis	Market Price	Market Value	Unrealized Gains/Loss	Estimated Annual Income	Estimated Yield
Equities (continued)								
Common Stocks (continued)								
HITTITE MICROWAVE CORP COM								
CUSIP: 43365Y104								
Dividend Option: Cash								
257,000	07/19/12	48.9000	12,567.30	62.0600	15,949.42	3,382.12		
212,000	08/08/12	52.7540	11,183.85	62.0600	13,156.72	1,972.87		
359,000	12/19/12	61.3000	22,006.70	62.0600	22,278.54	272.84		
828,000	Total Covered		45,757.85		51,395.68	5,627.83		
828,000	Total		\$45,757.85		\$51,395.68	\$5,627.83	\$0.00	
LANDSTAR SYSTEMS INC COM								
CUSIP: 515098101								
Dividend Option: Cash								
154,000	07/19/12	48.3500	7,599.90	52.4600	8,078.84	478.94	38.50	0.47%
163,000	08/08/12	49.0200	7,980.21	52.4600	8,550.98	560.77	40.75	0.47%
300,000	12/19/12	50.2780	15,083.51	52.4600	15,738.00	654.49	75.00	0.47%
617,000	Total Covered		30,673.62		32,367.82	1,694.20	154.25	
617,000	Total		\$30,673.62		\$32,367.82	\$1,694.20	\$154.25	
LINCOLN ELEC HLDGS INC COM								
CUSIP: 53390106								
Dividend Option: Cash								
142,000	07/19/12	44.6900	6,345.97	48.6900	6,912.56	566.59	113.60	1.64%
162,000	08/08/12	41.3300	6,695.44	48.6900	7,898.16	1,190.72	129.60	1.64%
224,000	12/19/12	48.2100	10,798.95	48.6900	10,904.32	105.37	179.20	1.64%
528,000	Total Covered		23,840.36		25,703.04	1,862.68	422.40	
528,000	Total		\$23,840.36		\$25,703.04	\$1,862.68	\$422.40	
NATIONAL INTERSTATE CORP COM								
CUSIP: 63654U100								
Dividend Option: Cash								
293,000	10/26/12	25.9880	7,614.48	28.8200	8,444.26	829.78	117.20	1.38%
264,000	12/19/12	27.6900	7,310.13	28.8200	7,608.48	298.35	105.60	1.38%

Portfolio Holdings (continued)

Quantity	Acquisition Date	Unit Cost	Cost Basis	Market Price	Market Value	Unrealized Gain/Loss	Estimated Annual Income	Estimated Yield
Equities (continued)								
Common Stocks (continued)								
NATIONAL INTERSTATE CORP COM (continued)								
557,000			14,924.61		16,052.74	1,128.13	222.80	
557,000	Total Covered		\$14,924.61		\$16,052.74	\$1,128.13	\$222.80	
OWENS AND MINOR INC HLDGS CO INC								
CUSIP: 690732102								
Dividend Option: Cash								
404,000	07/19/12	30,8680	12,470.67	28,5100	11,518.04	-952.63	355.52	3.08%
481,000	08/09/12	28,0100	13,472.76	28,5100	13,713.31	240.55	423.28	3.08%
919,000	12/19/12	28,5780	26,263.40	28,5100	26,200.69	-62.71	808.72	3.08%
1,804,000	Total Covered		\$2,206.83		\$1,432.04	-774.79	1,587.52	
1,804,000	Total		\$2,206.83		\$51,432.04	-\$774.79	\$1,587.52	
POOL CORP COM								
CUSIP: 73278L105								
Dividend Option: Cash								
278,000	07/19/12	36,9300	10,266.48	42,3200	11,764.96	1,498.48	177.92	1.51%
316,000	08/09/12	37,1190	11,729.70	42,3200	13,373.12	1,643.42	202.24	1.51%
527,000	12/19/12	41,3400	21,785.94	42,3200	22,302.64	516.70	337.28	1.51%
1,121,000	Total Covered		\$3,782.12		\$7,440.72	\$3,658.60	717.44	
1,121,000	Total		\$3,782.12		\$47,440.72	\$3,658.60	\$717.44	
RLI CORP								
CUSIP: 748607107								
Dividend Option: Cash								
117,000	07/19/12	67,0250	7,841.98	64,6600	7,565.22	-276.76	149.76	1.97%
124,000	08/09/12	63,6080	7,887.42	64,6600	8,017.84	130.42	158.72	1.97%
235,000	12/19/12	64,5080	15,159.38	64,6600	15,195.10	35.72	300.80	1.97%
476,000	Total Covered		\$30,888.78		\$30,778.16	-\$110.62	609.28	
476,000	Total		\$30,888.78		\$30,778.16	-\$110.62	\$609.28	
RFC INC COM								
CUSIP: 74860106								
Dividend Option: Cash								
432,000	12/11/12	12,2310	5,283.75 ✓	12,2400	5,287.68	3.93	138.24	2.61%
404,000	12/19/12	12,4700	5,037.84 ✓	12,2400	4,944.96	-92.88	129.28	2.61%
836,000	Total Covered		10,321.59		10,232.64	-88.95	267.52	
836,000	Total		\$10,321.59		\$10,232.64	-\$88.95	\$267.52	

EIN#: 45-3814655

CREDIT SUISSE SECURITIES (USA) LLC
Member SIPC
New York, NY 10038
800 368 3500



Managed Account Statement

Statement Period: 12/01/2012 - 12/31/2012

Portfolio Holdings (continued)

Quantity	Acquisition Date	Unit Cost	Cost Basis	Market Price	Market Value	Unrealized Gain/Loss	Estimated Annual Income	Estimated Yield
Equities (continued)								
Common Stocks (continued)								
RBC BEARINGS INC COM								
CUSIP: 755248104								
Dividend Option: Cash								
133.000	07/19/12	49.2100	6,544.93	50.0700	6,659.31	114.38		
137.000	08/09/12	46.1900	6,328.02	50.0700	6,859.59	531.57		
247.000	12/19/12	49.3560	12,190.92	50.0700	12,367.29	176.37		
517.000	Total Covered		25,063.87		25,886.19	822.32		
517.000	Total		\$25,063.87		\$25,886.19	\$822.32	\$0.00	
ROLLINS INC								
CUSIP: 775711104								
Dividend Option: Cash								
225.000	07/19/12	23.2490	5,231.03	22.0400	4,959.00	-272.03	72.00	1.45%
235.000	08/09/12	23.6900	5,554.78	22.0400	5,179.40	-385.38	75.20	1.45%
446.000	12/19/12	22.5270	10,046.87	22.0400	9,829.84	-217.03	142.72	1.45%
906.000	Total Covered		20,842.68		19,968.24	-874.44	289.92	
906.000	Total		\$20,842.68		\$19,968.24	-\$874.44	\$289.92	
TECHNIE CORP COM								
CUSIP: 878377100								
Dividend Option: Cash								
168.000	07/19/12	74.0670	12,443.30	68.3400	11,481.12	-962.18	201.60	1.75%
193.000	08/09/12	68.4800	13,216.64	68.3400	13,189.62	-27.02	231.60	1.75%
383.000	12/19/12	70.2490	26,905.29	68.3400	26,174.22	-731.07	459.60	1.75%
744.000	Total Covered		52,565.23		50,844.96	-1,720.27	892.80	
744.000	Total		\$52,565.23		\$50,844.96	-\$1,720.27	\$892.80	

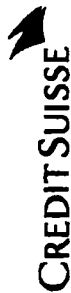
EIN#: 45-3814655

Portfolio Holdings (continued)

Quantity	Acquisition Date	Unit Cost	Cost Basis	Market Price	Market Value	Unrealized Gain/Loss	Estimated Annual Income	Estimated Yield
Equities (continued)								
Common Stocks (continued)								
TORO CO								
CUSIP: 891092108								
Dividend Option: Cash								
258,000	07/19/12	39,8300	10,276.14	42.9800	11,088.84	812.70	144.48	1.30%
257,000	08/09/12	37,4460	9,623.62	42.9800	11,045.86	1,422.24	143.92	1.30%
437,000	12/18/12	43,4500	18,987.61	42.9800	18,782.26	-205.35	244.72	1.30%
952,000	Total Covered		38,887.37		40,916.96	2,029.59	533.12	
952,000	Total		\$38,887.37		\$40,916.96	\$2,029.59	\$533.12	
Total Common Stocks			\$929,736.34		\$948,422.79	\$18,696.45	\$12,082.63	
Total Equities			\$929,736.34		\$948,422.79	\$18,696.45	\$12,082.63	

EIN#: 45-3814655

CREDIT SUISSE SECURITIES (USA) LLC
Trust Under Agreement
New York, NY 10038-3000
(212) 867-3000



Managed Account Statement

Statement Period: 12/01/2012 - 12/31/2012

Portfolio Holdings (continued)

Quantity	Acquisition Date	Unit Cost	Cost Basis	Market Price	Market Value	Unrealized Gain/Loss	Estimated Annual Income	Estimated Yield
Equities 81.00% of Portfolio								
Common Stocks								
ACCENTURE PLC IRELAND CLASS SHS								
ISIN#IE00B4BNM734								
CUSIP: G1151C101								
Dividend Option: Cash								
714,000	08/24/12	61.4620	43,883.58	66.5000	47,481.00	3,597.42	1,156.68	2.43%
153,000	12/19/12	70.9400	10,853.82	65.5000	10,174.50	-679.32	247.86	2.43%
867,000	Total Covered		54,737.40		57,655.50	2,918.10	1,404.54	
867,000	Total		\$54,737.40		\$57,655.50	\$2,918.10	\$1,404.54	
ANSYS INC COM								
CUSIP: 03662Q105								
Dividend Option: Cash								
776,000	11/01/12	64.2470	49,855.66	67.3400	52,255.84	2,400.18		
EMC CORP COM								
CUSIP: 268648102								
Dividend Option: Cash								
1,925,000	08/24/12	26.6030	51,210.58	25.3000	48,702.50	-2,508.08		
463,000	12/19/12	26.0680	12,069.35	25.3000	11,713.90	-355.45		
2,388,000	Total Covered		63,279.93		60,416.40	-2,863.53		
2,388,000	Total		\$63,279.93		\$60,416.40	-\$2,863.53	\$0.00	
EXPEDITORS INTL WASH INC								
CUSIP: 302130109								
Dividend Option: Cash								
1,345,000	08/28/12	36.9990	49,763.13	39.5500	53,194.75	3,431.62	753.20	1.41%
EXPRESS SCRIPTS HLDG CO COM								
CUSIP: 30219G108								
Dividend Option: Cash								
812,000	08/24/12	61.7040	50,103.89	54.0000	43,948.00	-6,255.89		
102,000	11/07/12	54.9320	5,603.07	54.0000	5,508.00	-95.07		
203,000	12/19/12	53.8480	10,931.14	54.0000	10,952.00	30.86		

EIN#: 45-3814655

Portfolio Holdings (continued)

Quantity	Acquisition Date	Unit Cost	Cost Basis	Market Price	Market Value	Unrealized Gain/Loss	Estimated Annual Income	Estimated Yield
Equities (continued)								
Common Stocks (continued)								
EXPRESS SCRIPTS HLDG CO COM (continued)								
1,117,000			66,638.10		60,318.00	-6,320.10		
1,117,000	Total Covered		\$66,638.10		\$60,318.00	-\$6,320.10		
								\$0.00
HOSPIRA INC COM								
CUSIP: 441060100								
Dividend Option: Cash								
1,489,000	08/24/12	33.7020	50,518.55	31.2400	46,828.76	-3,689.79		
183,000	12/03/12	30.1200	5,511.98	31.2400	5,716.92	204.94		
238,000	12/19/12	32.0100	7,618.36	31.2400	7,435.12	-183.24		
1,920,000	Total Covered		63,648.89		59,980.80	-3,668.09		
1,920,000	Total		\$63,648.89		\$59,980.80	-\$3,668.09		\$0.00
QUALCOMM INC								
CUSIP: 747525103								
Dividend Option: Cash								
1,128,000	08/24/12	62.3590	70,341.29	61.8596	69,777.62	-563.67	1,128.00	1.61%
236,000	12/19/12	62.9880	14,865.17	61.8596	14,598.87	-266.30	236.00	1.61%
1,364,000	Total Covered		85,206.46		84,376.49	-829.97	1,364.00	
1,364,000	Total		\$85,206.46		\$84,376.49	-\$829.97	\$1,364.00	
ROBERT HALF INTL INC								
CUSIP: 770323103								
Dividend Option: Cash								
2,482,000	08/24/12	28.0770	69,688.11	31.8200	78,977.24	9,289.13	1,488.20	1.88%
352,000	12/19/12	31.1080	10,950.37	31.8200	11,200.64	250.27	211.20	1.88%
2,834,000	Total Covered		80,638.48		90,177.88	9,539.40	1,700.40	
2,834,000	Total		\$80,638.48		\$90,177.88	\$9,539.40	\$1,700.40	
SCRIPPS NETWORKS INTERACTIVE INC CL A								
CUSIP: 811065101								
Dividend Option: Cash								
1,190,000	08/24/12	59.6550	70,988.97	57.9200	68,924.80	-2,064.17	571.20	0.82%
STANLEY BLACK & DECKER INC COM								
CUSIP: 854502101								
Dividend Option: Cash								
681,000	09/21/12	71.5040	52,780.56	73.9700	50,373.57	-2,406.99	1,334.76	2.64%
330,000	10/18/12	70.2280	23,175.37	73.9700	24,410.10	1,234.73	646.80	2.64%
148,000	12/19/12	74.4160	11,087.98	73.9700	11,021.53	-66.45	292.04	2.64%
1,160,000	Total Covered		87,043.91		85,805.20	-1,238.71	2,273.60	
1,160,000	Total		\$87,043.91		\$85,805.20	-\$1,238.71	\$2,273.60	

CREDIT SUISSE SECURITIES (USA) LLC
 150 Pine Street
 New York, NY 10270
 (212) 486-2000



Managed Account Statement

Statement Period: 12/01/2012 - 12/31/2012

Portfolio Holdings (continued)

Quantity	Acquisition Date	Unit Cost	Cost Basis	Market Price	Market Value	Unrealized Gain/Loss	Estimated Annual Income	Estimated Yield
Equities (continued)								
Common Stocks (continued)								
STARWOOD HOTELS & RESORTS WORLDWIDE INC COM								
CUSIP: 85590A401								
Dividend Option: Cash								
1,313,000	08/24/12	54.3970	71,422.74	57.3600	75,313.68	3,890.94	1,641.25	2.17%
224,000	12/19/12	56.6400	12,687.34	57.3600	12,848.64	161.30	280.00	2.17%
1,537,000	Total Covered		84,110.08		88,162.32	4,052.24	1,921.25	
1,537,000	Total		\$84,110.08		\$88,162.32	\$4,052.24	\$1,921.25	
SUNCOR ENERGY INC NEW COM								
ISIN#CA8672241079								
CUSIP: 867224107								
Dividend Option: Cash								
2,228,000	08/24/12	31.7680	70,779.10	32.9800	73,479.44	2,700.34	1,167.00	1.56%
376,000	12/19/12	33.2500	12,501.96	32.9800	12,400.48	-101.48	196.95	1.58%
2,604,000	Total Covered		83,281.06		85,879.92	2,598.86	1,363.95	
2,604,000	Total		\$83,281.06		\$85,879.92	\$2,598.86	\$1,363.95	
WATERS CORP COM								
CUSIP: 941848103								
Dividend Option: Cash								
240,000	08/24/12	84.5900	20,301.60	87.1200	20,908.80	607.20		
157,000	09/25/12	84.2280	13,223.72	87.1200	13,677.84	454.12		
211,000	09/26/12	83.6820	17,656.86	87.1200	18,382.32	725.46		
608,000	Total Covered		51,182.18		52,968.96	1,786.78		
608,000	Total		\$51,182.18		\$52,968.96	\$1,786.78	\$0.00	

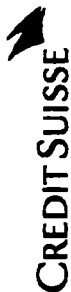


Portfolio Holdings (continued)

Quantity	Acquisition Date	Unit Cost	Cost Basis	Market Price	Market Value	Unrealized Gain/Loss	Estimated Annual Income	Estimated Yield
Equities (continued)								
Common Stocks (continued)								
WYNN RESORTS LTD COM								
CUSIP: 983134107								
Dividend Option: Cash								
476.000	08/24/12	105.1360	50,044.93	112.4900	53,545.24	3,500.31	952.00	1.77%
163.000	09/19/12	115.7650	18,869.74	112.4900	18,335.87	-533.87	326.00	1.77%
119.000	12/19/12	114.0100	13,567.19	112.4900	13,386.31	-180.88	238.00	1.77%
758.000	Total Covered		82,481.86		85,267.42	2,785.56	1,516.00	
758.000	Total		\$82,481.86		\$85,267.42	\$2,785.56	\$1,516.00	
Total Common Stocks								
			\$972,856.11		\$985,384.28	\$12,528.17	\$12,868.14	
Total Equities								
			\$972,856.11		\$985,384.28	\$12,528.17	\$12,868.14	

EIN#: 45-3814655

CREDIT SUISSE SECURITIES (USA) LLC
 Eleven Madison Avenue
 New York, NY 10017-3299
 Phone: 609-239-2000



Discretionary Managed Portfolio
Statement

Statement Period: 12/01/2012 - 12/31/2012

Portfolio Holdings (continued)

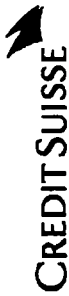
Quantity	Acquisition Date	Unit Cost	Cost Basis	Market Price	Market Value	Unrealized Gain/Loss	Estimated Annual Income	Estimated Yield
Equities 84.00% of Portfolio								
Common Stocks								
EATON CORP PLC SHS								
ISIN#E0088KQ827 Security Identifier: ETN								
CUSIP: G29183103								
Dividend Option: Cash								
261,000	12/03/12	51,9060	13,547.36	54,1800	14,140.98	593.62		
290,000	12/21/12	54,2420	15,730.23	54,1800	15,712.20	-18.03		
551,000	Total Covered		29,277.59		29,853.18	575.59		
551,000	Total		\$29,277.59		\$29,853.18	\$575.59	\$0.00	
ABB LTD SPONSORED ADR								
CUSIP: 000375204 Security Identifier: ABB								
Dividend Option: Cash								
1,816,000	07/18/12	15,9520	28,968.28	20,7900	37,754.64	8,786.36	1,258.22	3.33%
1,968,000	12/21/12	20,6910	40,720.47	20,7900	40,914.72	194.25	1,363.53	3.33%
3,784,000	Total Covered		69,688.75		78,669.36	8,980.61	2,621.75	
3,784,000	Total		\$69,688.75		\$78,669.36	\$8,980.61	\$2,621.75	
ABBOTT LABS COM								
CUSIP: 002824100 Security Identifier: ABT								
Dividend Option: Cash								
321,000	07/18/12	66,6100	21,781.47	65,5000	21,418.50	-362.97	183.12	0.85%
394,000	12/21/12	65,6200	25,198.08	65,5000	25,152.00	-46.08	215.04	0.85%
711,000	Total Covered		46,979.55		46,570.50	-408.05	398.16	
711,000	Total		\$46,979.55		\$46,570.50	-\$408.05	\$398.16	
ALTRIA GROUP INC COM								
CUSIP: 02209S103 Security Identifier: MO								
Dividend Option: Cash								
910,000	07/18/12	35,7000	32,487.00	31,4400	28,610.40	-3,876.60	1,601.60	5.59%
1,139,000	12/21/12	31,7600	36,174.64	31,4400	35,810.16	-364.48	2,004.64	5.59%
2,049,000	Total Covered		68,661.64		64,420.56	-4,241.08	3,606.24	
2,049,000	Total		\$68,661.64		\$64,420.56	-\$4,241.08	\$3,606.24	

Portfolio Holdings (continued)

Quantity	Acquisition Date	Unit Cost	Cost Basis	Market Price	Market Value	Unrealized Gain/Loss	Estimated Annual Income	Estimated Yield
Equities (continued)								
Common Stocks (continued)								
ASTRAZENECA PLC SPONSORED ADR								
CUSIP: 046353108								
Dividend Option: Cash								
624,000	07/18/12	46,4700	28,997.28	47,2700	29,496.48	499.20	1,778.40	6.02%
749,000	12/21/12	47,4850	35,566.26	47,2700	35,405.23	-161.03	2,134.65	6.02%
1,373,000	Total Covered		64,563.54		64,901.71	338.17	3,913.05	
1,373,000	Total		\$64,563.54		\$64,901.71	\$338.17	\$3,913.05	
BASF SE SPONS ADR								
ISIN#US0552625057								
CUSIP: 055262505								
Dividend Option: Cash								
192,000	07/18/12	69,6900	13,380.48	93,8040	18,010.37	4,629.89	463.21	2.57%
216,000	12/21/12	94,4300	20,396.88	93,8040	20,261.66	-135.22	521.11	2.57%
408,000	Total Covered		33,777.36		38,272.03	4,494.67	984.32	
408,000	Total		\$33,777.36		\$38,272.03	\$4,494.67	\$984.32	
BEMIS CO INC COM								
CUSIP: 081437105								
Dividend Option: Cash								
652,000	07/18/12	30,5400	19,912.08	33,4600	21,815.92	1,903.84	652.00	2.98%
768,000	12/21/12	33,5510	25,767.32	33,4600	25,697.28	-70.04	768.00	2.98%
1,420,000	Total Covered		45,679.40		47,513.20	1,833.80	1,420.00	
1,420,000	Total		\$45,679.40		\$47,513.20	\$1,833.80	\$1,420.00	
CA INC COM								
CUSIP: 12673P105								
Dividend Option: Cash								
1,110,000	07/18/12	26,1400	29,015.40	21,9800	24,397.80	-4,617.60	1,110.00	4.54%
1,328,000	12/21/12	22,2800	29,543.28	21,9800	29,145.48	-397.80	1,328.00	4.54%
2,438,000	Total Covered		58,558.68		53,543.28	-5,015.40	2,438.00	
2,438,000	Total		\$58,558.68		\$53,543.28	-\$5,015.40	\$2,438.00	
CHEVRON CORP NEW COM								
CUSIP: 166764100								
Dividend Option: Cash								
146,000	07/18/12	107,1700	15,646.82	108,1400	15,788.44	141.62	525.60	3.32%
171,000	12/21/12	109,3300	18,695.43	108,1400	18,491.94	-203.49	615.60	3.32%
317,000	Total Covered		34,342.25		34,280.38	-61.87	1,141.20	
317,000	Total		\$34,342.25		\$34,280.38	-\$61.87	\$1,141.20	

EIN#: 45-3814655

CREDIT SUISSE SECURITIES (USA) LLC
 170 Pine Street
 New York, NY 10270
 (212) 471-6000



Discretionary Managed Portfolio
Statement

Statement Period: 12/01/2012 - 12/31/2012

Portfolio Holdings (continued)

Quantity	Acquisition Date	Unit Cost	Cost Basis	Market Price	Market Value	Unrealized Gains/Loss	Estimated Annual Income	Estimated Yield
Equities (continued)								
Common Stocks (continued)								
CHINA MOBILE LTD SPON ADR S A								
ISIN#US16941M099 Security Identifier: CHL								
CUSIP: 16941M109								
Dividend Option: Cash								
219,000	07/18/12	55.5250	12,160.06	58.7200	12,859.68	699.62	429.39	3.33%
263,000	12/21/12	57.8700	15,219.81	58.7200	15,443.36	223.55	515.66	3.33%
482,000	Total Covered		27,379.87		28,303.04	923.17	945.05	
482,000	Total		\$27,379.87		\$28,303.04	\$923.17	\$945.05	
DIAGEO PLC SPONSORED ADR NEW								
ISIN#US243Q2057 Security Identifier: DEO								
CUSIP: 25243Q205								
Dividend Option: Cash								
122,000	07/18/12	105.6900	12,894.18	116.5800	14,222.76	1,328.58	338.40	2.37%
152,000	12/21/12	117.1500	17,806.86	116.5800	17,720.16	-86.70	421.61	2.37%
274,000	Total Covered		30,701.04		\$1,942.92	1,241.88	760.01	
274,000	Total		\$30,701.04		\$31,942.92	\$1,241.88	\$760.01	
ECOPETROL S A SPONSORED ADS								
ISIN#US2791581091 Security Identifier: EC								
CUSIP: 279158109								
Dividend Option: Cash								
244,000	07/18/12	55.8100	13,617.64	59.6700	14,559.48	941.84	713.21	4.89%
278,000	12/21/12	59.9200	16,657.76	59.6700	16,598.26	-69.50	812.60	4.89%
522,000	Total Covered		30,275.40		\$1,147.74	872.34	1,525.81	
522,000	Total		\$30,275.40		\$31,147.74	\$872.34	\$1,525.81	
EMERSON ELEC CO COM								
CUSIP: 291011104 Security Identifier: EMR								
Dividend Option: Cash								
234,000	07/18/12	45.8700	10,733.58	52.9600	12,392.64	1,659.06	383.76	3.09%
285,000	12/21/12	52.6200	14,996.70	52.9600	15,093.60	96.90	467.40	3.09%

EIN#: 45-3814655

Portfolio Holdings (continued)

Quantity	Acquisition Date	Unit Cost	Cost Basis	Market Price	Market Value	Unrealized Gain/Loss	Estimated Annual Income	Estimated Yield
Equities (continued)								
Common Stocks (continued)								
EMERSON ELEC CO COM (continued)								
519,000			25,730.28		27,486.24	1,755.96	851.16	
519,000	Total Covered		\$25,730.28		\$27,486.24	\$1,755.96	\$851.16	
GENUINE PARTS CO								
CUSIP: 372460105								
Dividend Option: Cash								
296,000	07/18/12	63.4110	18,769.71	63.5800	18,819.68	49.97	586.08	3.11%
366,000	12/21/12	64.7320	23,691.80	63.5800	23,270.28	-421.52	724.68	3.11%
662,000	Total Covered		42,461.51		42,089.96	-371.55	1,310.76	
662,000	Total		\$42,461.51		\$42,089.96	-\$371.55	\$1,310.76	
GLAXOSMITHKLINE PLC SPONS ADR								
CUSIP: 37733W105								
Dividend Option: Cash								
663,000	07/18/12	45.7300	29,861.69	43.4700	28,385.91	-1,475.78	1,514.54	5.33%
777,000	12/21/12	43.6300	33,900.51	43.4700	33,776.19	-124.32	1,802.14	5.33%
1,430,000	Total Covered		63,762.20		62,162.10	-1,600.10	3,316.68	
1,430,000	Total		\$63,762.20		\$62,162.10	-\$1,600.10	\$3,316.68	
HARRIS CORP DEL								
CUSIP: 413875105								
Dividend Option: Cash								
257,000	10/24/12	46.6270	11,983.19	48.9600	12,582.72	599.53	380.36	3.02%
298,000	12/21/12	50.0210	14,908.40	48.9600	14,590.08	-318.32	441.04	3.02%
555,000	Total Covered		26,891.59		27,172.80	283.21	821.40	
555,000	Total		\$26,891.59		\$27,172.80	\$283.21	\$821.40	
HASBRO INC COM								
CUSIP: 418056107								
Dividend Option: Cash								
500,000	07/18/12	33.1020	16,551.00	35.9000	17,950.00	1,399.00	720.00	4.01%
593,000	12/21/12	36.2700	21,508.40	35.9000	21,288.70	-219.70	853.92	4.01%
1,093,000	Total Covered		38,059.40		39,238.70	1,179.30	1,573.92	
1,093,000	Total		\$38,059.40		\$39,238.70	\$1,179.30	\$1,573.92	
INTEL CORP COM								
CUSIP: 458140100								
Dividend Option: Cash								
446,000	07/18/12	26.0000	11,596.00	20.6200	9,196.52	-2,399.48	401.40	4.36%
545,000	12/21/12	20.7250	11,295.12	20.6200	11,237.90	-57.22	490.50	4.36%

EIN#: 45-3814655

CREDIT SUISSE SECURITIES (USA) LLC
 170 Wall Street
 New York, NY 10038
 (212) 866-2000



Discretionary Managed Portfolio
Statement

Statement Period: 12/01/2012 - 12/31/2012

Portfolio Holdings (continued)

Quantity	Acquisition Date	Unit Cost	Cost Basis	Market Price	Market Value	Unrealized Gain/Loss	Estimated Annual Income	Estimated Yield
Equities (continued)								
Common Stocks (continued)								
INTEL CORP COM (continued)								
891,000			72,891.12		20,434.42	-2,456.70	891.90	
891,000	Total Covered		\$72,891.12		\$20,434.42	-\$2,456.70	\$891.90	
KIMBERLY CLARK CORP								
CUSIP: 494368103								
Dividend Option: Cash								
277,000	07/18/12	85.7200	23,744.44	84.4300	23,387.11	-357.33	819.92	3.50%
329,000	12/21/12	84.3010	27,735.02	84.4300	27,777.47	42.45	973.84	3.50%
606,000	Total Covered		51,479.46		51,164.58	-314.98	1,793.76	
606,000	Total		\$51,479.46		\$51,164.58	-\$314.98	\$1,793.76	
ELI LILLY & CO COM								
CUSIP: 532457108								
Dividend Option: Cash								
383,000	07/18/12	44.1400	16,905.62	49.3200	18,889.56	1,983.94	750.68	3.97%
452,000	12/21/12	49.0100	22,152.52	49.3200	22,292.64	140.12	885.92	3.97%
835,000	Total Covered		39,058.14		41,182.20	2,124.06	1,636.60	
835,000	Total		\$39,058.14		\$41,182.20	\$2,124.06	\$1,636.60	
ZILORILLARD INC COM								
CUSIP: 544147101								
Dividend Option: Cash								
148,000	07/18/12	138.7670	20,537.48	116.6700	17,267.16	-3,270.32	917.60	5.31%
179,000	12/21/12	118.0290	21,127.20	116.6700	20,883.93	-243.27	1,109.80	5.31%
327,000	Total Covered		41,664.68		38,151.09	-3,513.59	2,027.40	
327,000	Total		\$41,664.68		\$38,151.09	-\$3,513.59	\$2,027.40	
MATTEL INC COM								
CUSIP: 577081102								
Dividend Option: Cash								
552,000	07/18/12	34.2000	18,878.40	36.6200	20,214.24	1,335.84	684.48	3.38%
660,000	12/21/12	36.9930	24,415.57	36.6200	24,169.20	-246.37	818.40	3.38%

Portfolio Holdings (continued)

Quantity	Acquisition Date	Unit Cost	Cost Basis	Market Price	Market Value	Unrealized Gain/Loss	Estimated Annual Income	Estimated Yield
Equities (continued)								
Common Stocks (continued)								
MATTEL INC COM (continued)								
1,212,000	Total Covered		43,293.97		44,383.44	1,089.47	1,502.88	
1,212,000	Total		\$43,293.97		\$44,383.44	\$1,089.47	\$1,502.88	
PPL CORP COM								
CUSIP: 693511106								
Dividend Option: Cash								
428,000	07/18/12	28.6700	12,213.42	28.6300	12,196.38	-17.04	613.44	5.02%
508,000	12/21/12	28.9590	14,740.02	28.6300	14,572.67	-167.35	732.96	5.02%
935,000	Total Covered		26,953.44		26,769.05	-184.39	1,346.40	
935,000	Total		\$26,953.44		\$26,769.05	-\$184.39	\$1,346.40	
PETROCHINA CO LTD SPONS ADR								
ISIN#US71646E1001								
CUSIP: 71646E100								
Dividend Option: Cash								
89,000	07/18/12	123.4900	10,990.61	143.7800	12,795.42	1,805.81	398.08	3.11%
107,000	12/21/12	142.3600	15,232.52	143.7800	15,384.46	151.94	478.60	3.11%
196,000	Total Covered		26,223.13		28,180.88	1,957.75	876.68	
196,000	Total		\$26,223.13		\$28,180.88	\$1,957.75	\$876.68	
SANOFI SPONS ADR								
ISIN#US80105N1054								
CUSIP: 80105N105								
Dividend Option: Cash								
561,000	07/18/12	38.0780	21,361.87	47.3800	26,580.18	5,218.31	802.71	3.01%
653,000	12/21/12	47.5350	31,040.27	47.3800	30,939.14	-101.13	934.34	3.01%
1,214,000	Total Covered		52,402.14		57,519.32	5,117.18	1,737.05	
1,214,000	Total		\$52,402.14		\$57,519.32	\$5,117.18	\$1,737.05	
SIEMENS A G SPONSORED ADR								
ISIN#US8261975010								
CUSIP: 826197501								
Dividend Option: Cash								
340,000	07/18/12	83.8600	28,512.40	109.4700	37,219.80	8,707.40	967.66	2.59%
395,000	12/21/12	108.8100	42,979.95	109.4700	43,240.65	260.70	1,124.20	2.59%
735,000	Total Covered		71,492.35		80,460.45	8,968.10	2,091.86	
735,000	Total		\$71,492.35		\$80,460.45	\$8,968.10	\$2,091.86	

EIN#: 45-3814655

CREDIT SUISSE SECURITIES (USA) LLC
300 Park Avenue
New York, NY 10022
212 868 2010



Discretionary Managed Portfolio
Statement

Statement Period: 12/01/2012 - 12/31/2012

Portfolio Holdings (continued)

Quantity	Acquisition Date	Unit Cost	Cost Basis	Market Price	Market Value	Unrealized Gain/Loss	Estimated Annual Income	Estimated Yield
Equities (continued)								
Common Stocks (continued)								
STATOIL ASA SPONSORED ADR								
Security Identifier: STO								
ISIN#US85771P1021								
CUSIP: 85771P102								
Dividend Option: Cash								
498,000	07/18/12	23.5900	11,742.84	25.0400	12,469.92	727.08	450.36	3.61%
562,000	12/21/12	25.1520	14,135.53	25.0400	14,072.48	-63.05	508.23	3.61%
1,060,000	Total Covered		25,878.37		26,542.40	664.03	958.59	
1,060,000	Total		\$25,878.37		\$26,542.40	\$664.03	\$958.59	
SYSCO CORP								
Security Identifier: SYI								
CUSIP: 871829107								
Dividend Option: Cash								
396,000	07/18/12	29.0100	11,487.96	31.6600	12,537.36	1,049.40	427.68	3.41%
473,000	12/21/12	32.0900	15,178.75	31.6600	14,975.16	-203.57	510.84	3.41%
869,000	Total Covered		26,666.71		27,512.54	845.83	938.52	
869,000	Total		\$26,666.71		\$27,512.54	\$845.83	\$938.52	
THOMSON REUTERS CORP COM								
Security Identifier: TRI								
ISIN#CA8849031056								
CUSIP: 884903105								
Dividend Option: Cash								
750,000	07/18/12	28.4260	22,069.50	29.0600	21,795.00	-274.50	960.00	4.40%
900,000	12/21/12	29.0820	26,174.16	29.0600	26,154.00	-20.16	1,162.00	4.40%
1,650,000	Total Covered		48,243.66		47,949.00	-294.66	2,112.00	
1,650,000	Total		\$48,243.66		\$47,949.00	-\$294.66	\$2,112.00	
TOTAL S A SPONSORED ADR								
Security Identifier: TOT								
CUSIP: 89151E109								
Dividend Option: Cash								
613,000	07/18/12	44.5230	27,292.90	52.0100	31,882.13	4,589.23	1,536.65	4.81%
754,000	12/21/12	51.5430	38,863.33	52.0100	39,215.54	352.21	1,890.11	4.81%

Portfolio Holdings (continued)

Quantity	Acquisition Date	Unit Cost	Cost Basis	Market Price	Market Value	Unrealized Gain/Loss	Estimated Annual Income	Estimated Yield
Equities (continued)								
Common Stocks (continued)								
TOTAL S A SPONSORED ADR (continued)								
1,367,000			66,156.23		71,097.67	4,941.44	3,426.76	
1,367,000			\$66,156.23		\$71,097.67	\$4,941.44	\$3,426.76	
			\$1,279,191.45		\$1,308,914.74	\$29,723.29	\$48,965.91	
Total Common Stocks								
Preferred Stocks (Listed by expiration date)								
VALE SA ADR REPSTG PFD								
ISIN#US91912E2D46								
CUSIP: 91912E204								
Dividend Option: Cash								
1,631,000	07/18/12	18,7800	30,630.18	20.3000	33,109.30	2,479.12	505.34	1.52%
2,014,000	12/21/12	19,2500	38,769.50	20.3000	40,884.20	2,114.70	624.01	1.52%
3,645,000			69,399.68		73,993.50	4,593.82	1,129.35	
3,645,000			\$69,399.68		\$73,993.50	\$4,593.82	\$1,129.35	
			\$69,399.68		\$73,993.50	\$4,593.82	\$1,129.35	
			\$1,348,591.13		\$1,382,908.24	\$34,317.11	\$50,095.26	
Total Preferred Stocks								
Total Equities								



EIN#: 45-3814655



CREDIT SUISSE SECURITIES (USA) LLC
170 Pine Street
New York, NY 10270-3000
(212) 861-1010

Managed Account Statement

Statement Period: 12/01/2012 - 12/31/2012

Portfolio Holdings (continued)

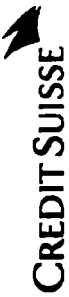
Quantity	Acquisition Date	Unit Cost	Adjusted Cost Basis	Market Price	Market Value	Unrealized Gain/Loss	Accrued Interest	Estimated Annual Income	Estimated Yield
Fixed Income 93.00% of Portfolio (In Maturity Date Sequence)									
Municipal Bonds									
SAN MATEO CALIF UN HIGH SCH DIST RFDG-TAXABLE-SER B 3.220% 09/01/24 B/E DTD 11/07/12 1ST CPN DTE 03/01/13 Moody Rating AA1 S & P Rating AA 200,000.000 10/25/12* 100.0000 200,000.00 104.3940 208,788.00 8,788.00 966.00 6,440.00 3.08%									
ACALANES CALIF UN HIGH SCH DIST RFDG-TAXABLE-2015 CROSSOVER-SER B 3.500% 08/01/25 B/E DTD 10/02/12 Moody Rating AA1 S & P Rating AA 200,000.000 09/07/12* 100.0000 200,000.00 102.1350 204,270.00 4,270.00 1,730.56 7,000.00 3.42%									
MONTANA ST BRD REGENTS HIGHER ED REV RFDG-TAXABLE-MONT ST 3.080% 11/15/25 B/E DTD 11/15/12 Moody Rating AA3 S & P Rating A+ 100,000.000 10/18/12* 100.0000 100,000.00 101.6670 101,067.00 1,067.00 394.83 3,090.00 3.05%									
MASSACHUSETTS ST RFDG CONS LN-SER A 0.000% 03/01/26 B/E DTD 03/03/06 CALLABLE 12/31/12 @ 100.000 Moody Rating VMIG1 S & P Rating A-1+ 100,000.000 08/06/12* 100.0000 100,000.00 100.0000 100,000.00 0.00 0.00 0.00 0.00%									
CARLSBAD CALIF UN SCH DIST TAXABLE-2006 ELECTION- 5.234% 08/01/26 B/E DTD 06/21/11 Moody Rating AA2 S & P Rating AA 200,000.000 10/02/12* 116.2600 232,519.01 113.0630 226,126.00 -6,393.01 4,361.67 10,468.00 4.62%									

Portfolio Holdings (continued)

Quantity	Acquisition Date	Unit Cost	Adjusted Cost Basis	Market Price	Market Value	Unrealized Gain/Loss	Accrued Interest	Estimated Annual Income	Estimated Yield
Fixed Income (continued)									
Municipal Bonds (continued)									
UNIVERSITY OKLA REVS FOR ISSUES DATED									
PRIOR TO 1 0/05/11 SEE 914780									
3.123% 07/01/27 B/E DTD 12/20/12 S & P Rating AA-									
100,000.000	11/15/12*	100.0000	100,000.00 Original Cost Basis: \$100,000.00	99.2360	99,236.00	-764.00	95.43	3,123.00	3.14%
GEORGETOWN MASS RFDG TAXABLE-BDS-DIRECT									
PMT QUALIFIED ENERGY CONSERVATION BONDS									
3.200% 12/15/27 B/E DTD 10/15/12 Moody Rating AA2									
210,000.000	10/15/12*	100.0000	210,000.00 Original Cost Basis: \$210,000.00	100.0280	210,058.80	58.80	1,418.67	6,720.00	3.19%
UNIVERSITY OKLA REVS TAXABLE-B-BUILD AMER									
BDS INTEREST SUBSIDY 6.102% 07/01/30 B/E									
DTD 05/05/10 CALLABLE 07/01/20 S & P Rating AA-									
100,000.000	10/11/12*	115.2520	115,251.65 Original Cost Basis: \$115,612.00	117.7100	117,710.00	2,458.35	3,051.00	6,102.00	5.18%
NEW HAMPSHIRE HEALTH & ED FACs AUTH REV									
RFDG DARTMOUTH COLLEGE-SER A									
0.000% 05/01/31 B/E DTD 04/05/07 Moody Rating VMIG1 S & P									
200,000.000	08/13/12*	100.0000	200,000.00 Original Cost Basis: \$200,000.00	100.0000	200,000.00	0.00	0.00	0.00	
RHODE ISLAND HEALTH & EDL BLDG CORP									
HIGHER ED FA C REV RFDG-R I SCH OF									
5.000% 08/15/31 B/E DTD 08/29/12 Moody Rating A1									
200,000.000	07/20/12*	113.0390	226,078.75 Original Cost Basis: \$226,844.00	115.5080	231,016.00	4,937.25	3,388.89	10,000.00	4.32%
MASSACHUSETTS ST DEV FIN AGY REV FOR									
ISSUES DATE D PRIOR TO 03/31/11 SEE									
5.000% 10/01/31 B/E DTD 08/13/12 Moody Rating A2									
100,000.000	08/17/12*	113.9870	113,986.68 Original Cost Basis: \$114,346.00	115.6840	115,684.00	1,697.32	1,500.00	5,000.00	4.32%
BALTIMORE CNTY MD TAXABLE									
3.569% 08/01/32 B/E DTD 12/13/12									
1ST CPN DTE 08/01/13 CPN PMT SEMI ANNUAL Moody Rating AAA S									
& P Rating AAA									
100,000.000	11/28/12*	100.0000	100,000.00 Original Cost Basis: \$100,000.00	100.2750	100,275.00	275.00	178.45	3,569.00	3.55%

EIN#: 45-3814655

CREDIT SUISSE SECURITIES (USA) LLC
 100 Pine Street
 New York, NY 10270-3009
 (212) 474-2000



Managed Account Statement

Statement Period: 12/01/2012 - 12/31/2012

Portfolio Holdings *(continued)*

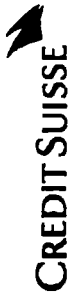
Quantity	Acquisition Date	Unit Cost	Adjusted Cost Basis	Market Price	Market Value	Unrealized Gain/Loss	Accrued Interest	Estimated Annual Income	Estimated Yield
Fixed Income <i>(continued)</i>									
Municipal Bonds <i>(continued)</i>									
	CUMBERLAND CNTY PA MUN AUTH REV RFDG		Security Identifier: 230614FZ7						
	DICKINSON COLLEGE PRO								
5,000%	11/01/32 B/E DTD 09/06/12 S & P Rating A+								
200,000.000	08/23/12 *	113.3670	226,734.83	114.7040	229,408.00	2,673.17	3,194.44	10,000.00	4.35%
	SHREWSBURY MASS RFDG-TAXABLE-LD		Original Cost Basis: \$227,466.00						
	ACQUISITION-SER A 3.500% 11/15/32 B/E		Security Identifier: 825502XF9						
	DTD 11/15/12 CALLABLE 11/15/17 Moody Rating AA2								
205,000.000	11/08/12 *	100.0000	205,000.00	100.5910	206,211.55	1,211.55	916.81	7,175.00	3.47%
	MISSOURI ST HEALTH & EDL FACS AUTH REV		Original Cost Basis: \$205,000.00						
	WASHINGTON UNIV-SER B		Security Identifier: 60635HXW4						
	0.000% 02/15/34 B/E DTD 11/23/04 Moody Rating VMIG1 S & P								
	Rating A-1+								
270,000.000	07/27/12 *	100.0000	270,000.00	100.0000	270,000.00	0.00	0.00		
	WESTCHESTER CNTY NY TAXABLE-G2-BUILD		Original Cost Basis: \$270,000.00						
	AMER BDS 5.500% 06/01/34 B/E		Security Identifier: 95736UWB6						
	DTD 02/17/10 CALLABLE 06/01/19 Moody Rating AAA S & P Rating								
	AAA								
200,000.000	07/24/12 *	111.5880	223,176.55	113.9980	227,996.00	4,819.45	916.67	11,000.00	4.82%
	MASSACHUSETTS ST HEALTH EDL FACS AUTH		Original Cost Basis: \$224,536.00						
	REV RFDG-WELLESLEY COLLEGE-SER I		Security Identifier: 57586CP25						
	0.000% 07/01/39 B/E DTD 01/31/08 Moody Rating VMIG1 S & P								
	Rating A-1+								
305,000.000	08/03/12 *	100.0000	305,000.00	100.0000	305,000.00	0.00	0.00		
			Original Cost Basis: \$305,000.00						



Portfolio Holdings (continued)

Quantity	Acquisition Date	Unit Cost	Adjusted Cost Basis	Market Price	Market Value	Unrealized Gain/Loss	Accrued Interest	Estimated Annual Income	Estimated Yield
Fixed Income (continued)									
Municipal Bonds (continued)									
	HOUSTON TEX HIGHER ED FIN CORP HIGHER ED REV RICE UNIV PROJ-SER B		Security Identifier: 442378DV4						
0.000%	05/15/48 B/E DTD 06/05/08	Moody Rating VMIG1 S & P Rating A-1+							
300,000.000	07/27/12*	100.0000	300,000.00	100.0000	300,000.00	0.00	0.00		
	MASSACHUSETTS ST HEALTH & EDL FACS AUTH REV VAR-RFDG HARVARD UNIV-SER R		Security Identifier: 57585KGP7						
0.000%	11/01/49 B/E DTD 11/01/99	Moody Rating VMIG1 S & P Rating A-1+							
100,000.000	08/23/12*	100.0000	100,000.00	100.0000	100,000.00	0.00	0.00		
	TRUSTEES AMHERST COLLEGE TAXABLE BD SER 2012-A 3.694% 11/01/32 B/E		Security Identifier: 898361AP5						
0.000%	10/17/12	Moody Rating AAA S & P Rating AA+							
200,000.000	10/03/12*	100.0000	200,000.00	100.0520	200,104.00	104.00	1,231.33	7,388.00	3.69%
			Original Cost Basis: \$200,000.00						
Total Fixed Income			\$3,727,747.47		\$3,752,950.35	\$25,202.88	\$23,344.75	\$97,075.00	
3,590,000.000									

CREDIT SUISSE SECURITIES (USA) LLC
 60 Pine Street
 New York, NY 10270-3029
 Phone 847-2318



Managed Account Statement

Statement Period: 12/01/2012 - 12/31/2012

Portfolio Holdings (continued)

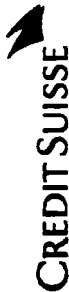
Quantity	Acquisition Date	Unit Cost	Cost Basis	Market Price	Market Value	Unrealized Gain/Loss	Estimated Annual Income	Estimated Yield
Equities 88.00% of Portfolio								
Common Stocks								
BOSIDENG INTL HOLDING LIMITED SHS								
ISIN#KYG126521064 Security Identifier: BSDGF								
CUSIP: G12652106								
Dividend Option: Cash								
250,000	11/28/12	0.3060	76.40	0.2967	74.19	-2.21		
9,170,000	11/29/12	0.3060	2,801.44	0.2967	2,721.20	-80.24		
3,700,000	11/30/12	0.3060	1,131.46	0.2967	1,097.98	-33.48		
4,880,000	12/03/12	0.3070	1,498.14	0.2967	1,448.14	-51.00		
34,000,000	12/21/12	0.3030	10,295.20	0.2967	10,089.49	-205.71		
52,000,000	Total Covered		15,803.64		15,431.00	-372.64		
52,000,000	Total		\$15,803.64		\$15,431.00	-\$372.64		\$0.00
SABMILLER PLC SHS								
ISIN#GB0004835483 Security Identifier: SBMRF								
CUSIP: G77395104								
Dividend Option: Cash								
230,000	08/28/12	44.5240	10,240.45	45.8836	10,553.23	312.78		
40,000	11/07/12	43.4750	1,739.01	45.8836	1,835.34	96.33		
300,000	12/21/12	46.5220	13,956.57	45.8836	13,765.08	-191.49		
570,000	Total Covered		25,936.03		26,153.65	217.62		
570,000	Total		\$25,936.03		\$26,153.65	\$217.62		\$0.00
STANDARD CHARTERED PLC SHS								
ISIN#GB0004082847 Security Identifier: SCBFF								
CUSIP: G94228157								
Dividend Option: Cash								
350,000	12/19/12	24.6440	8,625.30	25.5900	8,956.50	331.20		
500,000	12/21/12	25.7140	12,857.20	25.5900	12,795.00	-62.20		
850,000	Total Covered		21,482.50		21,751.50	269.00		
850,000	Total		\$21,482.50		\$21,751.50	\$269.00		\$0.00

Portfolio Holdings (continued)

Quantity	Acquisition Date	Unit Cost	Cost Basis	Market Price	Market Value	Unrealized Gain/Loss	Estimated Annual Income	Estimated Yield
Equities (continued)								
Common Stocks (continued)								
VALLE PARTNERS GROUP LTD SHS								
ISIN#KYG931751005			Security Identifier: VPGLF					
CUSIP: G93175100								
Dividend Option: Cash								
13,020,000	08/28/12	0.4400	5,723.59	0.6605	8,600.91	2,877.32	96.21	1.11%
ISRAEL CHEMICALS LTD SHS								
ISIN#IL0002810146			Security Identifier: ISCHF					
CUSIP: M5920A109								
Dividend Option: Cash								
680,000	09/10/12	11.5910	7,882.08	12.0600	8,200.80	318.72		
410,000	11/07/12	12.2870	5,037.67	12.0600	4,944.60	-93.07		
1,210,000	12/24/12	12.1650	14,719.89	12.0600	14,592.60	-127.29		
2,300,000	Total Covered		27,639.64		27,738.00	98.36		
2,300,000	Total		\$27,639.64		\$27,738.00	\$98.36	\$0.00	
COPA HOLDING S A CL A COM								
ISIN#PAP310761054			Security Identifier: CPA					
CUSIP: P31076105								
Dividend Option: Cash								
160,000	08/27/12	77.8770	12,460.33	99.4500	15,912.00	3,451.67	696.00	4.37%
100,000	12/21/12	99.1200	9,912.00	98.4500	9,945.00	33.00	435.00	4.37%
260,000	Total Covered		22,372.33		25,857.00	3,484.67	1,131.00	
260,000	Total		\$22,372.33		\$25,857.00	\$3,484.67	\$1,131.00	
INDUSTRIAS PENOLES ORD SHS								
ISIN#MXP554091415 ID # PEA0LES			Security Identifier: IPOAF					
CUSIP: P55409141								
Dividend Option: Cash								
325,000	08/28/12	43.0890	14,003.96	50.1281	16,281.64	2,287.68	371.98	2.28%
286,000	12/21/12	50.1500	14,794.25	50.1281	14,787.79	-6.46	337.65	2.28%
620,000	Total Covered		28,798.21		31,078.43	2,281.22	709.63	
620,000	Total		\$28,798.21		\$31,078.43	\$2,281.22	\$709.63	
BIDVEST GROUP LTD ISIN#ZAE000117321								
CUSIP: S120TR162			Security Identifier: BDNVF					
Dividend Option: Cash								
420,000	08/29/12	24.7730	10,404.83	25.4131	10,673.53	268.70	1,176.00	11.01%

EIN# 45-3814655

CREDIT SUISSE SECURITIES (USA) LLC
Trust Markets Avenue
New York, NY 10019-2977
Phone: 844-2818



Managed Account Statement

Statement Period: 12/01/2012 - 12/31/2012

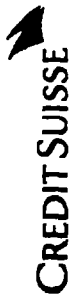
Portfolio Holdings (continued)

Quantity	Acquisition Date	Unit Cost	Cost Basis	Market Price	Market Value	Unrealized Gain/Loss	Estimated Annual Income	Estimated Yield
Equities (continued)								
Common Stocks (continued)								
NASPERS LIMITED LTD ISIN#ZAE000015889 CUSIP: S53435103 Dividend Option: Cash								
240.000	08/28/12	59.2840	14,228.26	64.0606	15,374.56	1,146.30	648.00	4.21%
RELIANT LTD SHS ISIN#ZAE000057428 CUSIP: S69566156 Dividend Option: Cash								
10.000	08/28/12	8.8760	88.76	8.8861	88.86	0.10		
1,100.000	08/29/12	8.7680	9,644.80	8.8861	9,774.80	130.00		
1,110.000	Total Covered		9,733.56		9,863.66	130.10		
1,110.000	Total		\$9,733.56		\$9,863.66	\$130.10	\$0.00	
MTN GROUP LTD SHS ISIN#ZAE000042184 CUSIP: S9039R108 Dividend Option: Cash								
790.000	08/28/12	18.8750	14,911.17	20.9447	16,546.33	1,635.16	3,760.40	22.72%
ADVANCED INFO SERVICE PUBLIC CO LTD ADVANCE UNITS NON VTG DEP RECEIPT ISIN#TH0268010R11 CUSIP: Y0074U175 Dividend Option: Cash								
900.000	11/14/12	6.3480	5,712.93	6.7700	6,083.00	380.07		
AIA GROUP LTD HONG KONG SHS ISIN#HK0000056888 CUSIP: Y002A1105 Dividend Option: Cash								
4,400.000	08/28/12	3.4820	15,322.12	3.8600	16,984.00	1,661.88	988.00	5.69%

Portfolio Holdings (continued)

Quantity	Acquisition Date	Unit Cost	Cost Basis	Market Price	Market Value	Unrealized Gain/Loss	Estimated Annual Income	Estimated Yield
Equities (continued)								
Common Stocks (continued)								
ALLIANCE GLOBAL GROUP INC SHS								
ISIN#PHY003341054								
CUSIP: Y00334105								
Dividend Option: Cash								
37,500.000	08/28/12	0.2750	10,297.50	0.4082	15,310.24	5,012.74	328.86	2.14%
20,300.000	12/21/12	0.4120	8,365.63	0.4082	8,287.94	-77.69	178.02	2.14%
57,800.000	Total Covered		18,663.13		23,598.18	4,935.05	506.88	
57,800.000	Total		\$18,663.13		\$23,598.18	\$4,935.05	\$506.88	
ASCENDAS INDIA TRUST UNITS								
ISIN#SGIV3593920								
CUSIP: Y0259C104								
Dividend Option: Cash								
11,000.000	08/28/12	0.6200	6,815.60	0.6141	6,755.64	-59.96	251.46	3.72%
AXIATA GROUP BHD SHS								
ISIN#MYL69800001								
Dividend Option: Cash								
7,800.000	08/28/12	1.9500	15,211.56	2.1557	16,814.52	1,602.96	366.75	2.18%
BEJAYA SPORTS TOTO BERHAD								
ISIN#MYL156200007								
CUSIP: Y0849N107								
Dividend Option: Cash								
1,300.000	11/23/12	1.4580	1,939.14	1.4556	1,936.05	-3.09		
2,150.000	11/26/12	1.4680	3,158.88	1.4556	3,129.70	-29.18		
2,020.000	11/27/12	1.4670	2,962.73	1.4556	2,940.46	-22.27		
8,200.000	12/21/12	1.4990	12,294.26	1.4556	11,936.54	-357.72		
13,700.000	Total Covered		20,355.01		19,942.75	-412.26		
13,700.000	Total		\$20,355.01		\$19,942.75	-\$412.26	\$0.00	
BOC HONG KONG HLDGS LTD SHS								
ISIN#HKZ388011192								
CUSIP: Y0920U103								
Dividend Option: Cash								
3,500.000	08/28/12	3.1740	11,108.30	3.1094	10,883.01	-225.29	1,953.00	17.94%
4,000.000	12/21/12	3.1400	12,560.00	3.1094	12,437.72	-122.28	2,232.00	17.94%
7,500.000	Total Covered		23,668.30		23,320.73	-347.57	4,185.00	
7,500.000	Total		\$23,668.30		\$23,320.73	-\$347.57	\$4,185.00	

CREDIT SUISSE SECURITIES (USA) LLC
 From Madison Avenue
 111 Madison Avenue
 New York, NY 10017
 (212) 867-2000



Managed Account Statement

Statement Period: 12/01/2012 - 12/31/2012

Portfolio Holdings (continued)

Quantity	Acquisition Date	Unit Cost	Cost Basis	Market Price	Market Value	Unrealized Gain/Loss	Estimated Annual Income	Estimated Yield
Equities (continued)								
Common Stocks (continued)								
CHINA SHENHUA ENERGY COMPANY LIMITED ISIN#CNE10000280 SHS H CUSIP: Y1504C113 Dividend Option: Cash Security Identifier: CUAJEF								
500,000	08/28/12	3.7100	1,884.75	4.3802	2,190.15	305.40	450.00	20.54%
GREAT WALL MOTOR CO LTD SHS ISIN#CNE100000338 CUSIP: Y2882P106 Dividend Option: Cash Security Identifier: GWLLF								
5,500,000	08/28/12	2.2340	12,288.10	3.1545	17,350.23	5,062.13	234.41	1.35%
INDUSTRIAL AND COMMERCIAL BANK OF CHINA LTD SHS H ISIN#CNE1000003G1 CUSIP: Y39908112 Dividend Option: Cash Security Identifier: IDCRF								
9,000,000	08/28/12	0.5620	5,061.60	0.7096	6,386.58	1,324.98	293.24	4.59%
12,000,000	12/21/12	0.7260	8,715.60	0.7096	8,515.45	-200.15	390.99	4.58%
21,000,000	Total Covered		13,777.20		14,902.04	1,124.84	684.23	
21,000,000	Total		\$13,777.20		\$14,902.04	\$1,124.84	\$684.23	
MAJOR CINEPLEX GROUP PUBLIC CO LTD SHS FOREIGN REGISTERED ISIN#TH0671010216 CUSIP: Y54190130 Dividend Option: Cash Security Identifier: MCGRF Price Estimated as of: 12/28/12								
5,380,000	08/28/12	0.6130	3,298.15	0.6093	3,278.54	-20.61		
1,780,000	08/28/12	0.6130	1,087.67	0.6093	1,080.82	-6.85		
7,230,000	10/01/12	0.6280	4,540.77	0.6093	4,405.93	-134.84		
660,000	10/12/12	0.6450	425.44	0.6093	402.20	-23.24		
280,000	10/16/12	0.6580	190.76	0.6093	176.72	-14.04		
7,300,000	10/17/12	0.6780	4,947.21	0.6093	4,448.58	-498.63		
1,350,000	10/18/12	0.6880	928.26	0.6093	822.68	-105.58		
23,800,000	12/21/12	0.6490	15,448.58	0.6093	14,503.61	-944.97		

Portfolio Holdings (continued)

Quantity	Acquisition Date	Unit Cost	Cost Basis	Market Price	Market Value	Unrealized Gain/Loss	Estimated Annual Income	Estimated Yield
Equities (continued)								
Common Stocks (continued)								
MAJOR CINEPLEX GROUP PUBLIC CO LTD SHS (continued)								
47,800,000			30,877.84		29,129.08	-1,748.76		
	Total Covered		\$30,877.84		\$29,129.08	-\$1,748.76	\$0.00	
47,800,000	Total							
PT INDO TAMBANGRAYA MEGAH SHS								
			Security Identifier: PTIZF					
ISIN#ID1000708509								
CUSIP: Y71244100								
Dividend Option: Cash								
750,000	08/28/12	3.9560	2,974.65	4.2786	3,209.74	235.09		
LIPPO KARAWACI TBK SHS								
			Security Identifier: PTLKF					
ISIN#ID1000708905								
CUSIP: Y7129W186								
Dividend Option: Cash								
145,000,000	08/28/12	0.0970	14,065.00	0.1030	14,935.00	870.00		
130,500,000	12/21/12	0.1050	13,726.60	0.1030	13,441.50	-287.10		
275,500,000	Total Covered		27,791.60		28,376.50	582.90		
275,500,000	Total		\$27,791.60		\$28,376.50	\$582.90	\$0.00	
SM INVESTMENT CORP SHS								
			Security Identifier: SVTMEF					
ISIN#F11806761029								
CUSIP: Y80676102								
Dividend Option: Cash								
600,000	08/28/12	17.0730	10,243.56	21.4855	12,881.31	2,647.75	6,240.00	48.40%
TELEVISION BROADCAST LTD ORD								
			Security Identifier: TVBCF					
ISIN#H0511001957								
CUSIP: Y85830100								
Dividend Option: Cash								
2,000,000	08/28/12	7.2910	14,582.60	7.4703	14,940.75	358.15	3,500.00	23.42%
2,000,000	12/21/12	7.4630	14,925.60	7.4703	14,940.74	15.14	3,500.00	23.42%
4,000,000	Total Covered		29,508.20		29,881.49	373.29	7,000.00	
4,000,000	Total		\$29,508.20		\$29,881.49	\$373.29	\$7,000.00	
TISCO FINANCIAL GROUP PUBLIC CO LTD								
			Security Identifier: Y8943E114					
UNITS NON VTG DEP REC			Price Estimated as of: 12/28/12					
ISIN#H099070R11								
Dividend Option: Cash								
4,900,000	08/28/12	1.3150	6,444.48	1.7009	8,334.76	1,890.28	321.93	3.86%

CREDIT SUISSE SECURITIES (USA) LLC
 270 Park Avenue
 New York, NY 10022
 (212) 486-2000



**Managed Account
Statement**

Statement Period: 12/01/2012 - 12/31/2012

Portfolio Holdings (continued)

Quantity	Acquisition Date	Unit Cost	Cost Basis	Market Price	Market Value	Unrealized Gain/Loss	Estimated Annual Income	Estimated Yield
Equities (continued)								
Common Stocks (continued)								
ADVANCED SEMICONDUCTOR ENGR INC SPONSORED ADR								
			Security Identifier: ASX					
	08/27/12	3,6760	\$11,394.05	4.2800	13,268.00	1,873.95	186.21	1.40%
	12/21/12	4,1010	13,367.63	4.2800	13,952.80	585.17	195.82	1.40%
	Total Covered		24,761.68		27,220.80	2,459.12	382.03	
	Total		\$24,761.68		\$27,220.80	\$2,459.12	\$382.03	
BRASIL FOODS S A SPONSORED ADR								
			Security Identifier: BRF5					
	08/27/12	16,3500	3,597.00	21.1100	4,644.20	1,047.20		
	Total Covered							
	Total							
CHOOO LTD SPONSORED ADR								
			Security Identifier: CEO					
	08/27/12	189,4860	7,579.45	220.0000	8,800.00	1,220.55	199.56	2.28%
	Total Covered							
	Total							
CHINA MOBILE LTD SPON ADR S A								
			Security Identifier: CHL					
	08/27/12	53,7240	7,521.31	58.7200	8,220.80	699.49	274.50	3.33%
	12/21/12	57,8070	17,920.02	58.7200	18,203.20	283.18	607.81	3.33%
	Total Covered		25,441.33		26,424.00	982.67	882.31	
	Total		\$25,441.33		\$26,424.00	\$982.67	\$882.31	
CHUNGHWA TELECOM CO LTD SPONS ADR NEW								
			Security Identifier: CHT					
	08/27/12	30,0730	7,518.20	32.3400	8,085.00	566.80	358.95	4.43%
	Total Covered							
	Total							

Portfolio Holdings (continued)

Quantity	Acquisition Date	Unit Cost	Cost Basis	Market Price	Market Value	Unrealized Gain/Loss	Estimated Annual Income	Estimated Yield
Equities (continued)								
Common Stocks (continued)								
CHUNGHWA TELECOM CO LTD SPONS ADR NEW (continued)								
240,000	12/21/12	31.8700	7,648.80	32.3400	7,761.60	112.80	344.60	4.43%
490,000	Total Covered		15,167.00		15,946.60	679.60	703.55	
490,000	Total		\$15,167.00		\$15,946.60	\$679.60	\$703.55	
CIELO S A SPONSORED ADR								
ISIN#US171782023								
CUSIP: 171718202								
Dividend Option: Cash								
200,000	08/27/12	29.0870	5,817.38	27.8340	5,566.80	-250.58	208.86	3.75%
COMPANHIA SIDERURGICA NACIONAL								
SPONSORED ADR REPTG ORD SHS								
ISIN#US20440W1053								
CUSIP: 20440W105								
Dividend Option: Cash								
930,000	08/27/12	5.3000	4,929.00	5.9000	5,487.00	558.00	366.96	6.68%
1,320,000	12/21/12	5.5700	7,352.40	5.9000	7,788.00	435.60	520.84	6.69%
2,250,000	Total Covered		12,281.40		13,275.00	993.60	887.80	
2,250,000	Total		\$12,281.40		\$13,275.00	\$993.60	\$887.80	
COMPANHIA ENERGETICA DE MINAS GERAIS ADR								
ISIN#US2044096012								
CUSIP: 204409601								
Dividend Option: Cash								
440,000	08/27/12	18.6820	8,224.26	10.8600	4,778.40	-3,445.86	260.18	5.44%
610,000	12/21/12	12.9600	7,905.60	10.8600	6,624.60	-1,281.00	360.71	5.44%
1,050,000	Total Covered		16,129.86		11,403.00	-4,726.86	620.90	
1,050,000	Total		\$16,129.86		\$11,403.00	-\$4,726.86	\$620.90	
COMPANHIA DE BEBIDAS DAS AMERS AMBEV								
SPONSORED ADR REPTG PFD SHS								
ISIN#US20441W203								
CUSIP: 20441W203								
Dividend Option: Cash								
330,000	08/27/12	37.2950	12,307.38	41.9900	13,856.70	1,549.32	280.72	2.02%
360,000	12/21/12	41.4800	14,932.80	41.9900	15,116.40	183.60	306.24	2.02%
690,000	Total Covered		27,240.18		28,973.10	1,732.92	586.96	
690,000	Total		\$27,240.18		\$28,973.10	\$1,732.92	\$586.96	

EIN# 45-3814655

CREDIT SUISSE SECURITIES (USA) LLC
Elliott Litchton Avenue
New York, NY 10017
phone 609-960-3900



Managed Account Statement

Statement Period: 12/01/2012 - 12/31/2012

Portfolio Holdings (continued)

Quantity	Acquisition Date	Unit Cost	Cost Basis	Market Price	Market Value	Unrealized Gain/Loss	Estimated Annual Income	Estimated Yield
Equities (continued)								
Common Stocks (continued)								
ECOPETROL S A SPONSORED ADS								
ISIN#US2791581091								
CUSIP: 279158109								
Dividend Option: Cash								
60,000	08/27/12	58.7200	3,523.20	59.6700	3,580.20	57.00	175.38	4.88%
200,000	12/21/12	60.0000	12,000.00	58.6700	11,934.00	-66.00	584.60	4.86%
260,000	Total Covered		15,523.20		15,514.20	-9.00	759.98	
260,000	Total		\$15,523.20		\$15,514.20	-\$9.00	\$759.98	
GRUPO FINANCIERO SANTANDER MEXICO SAB								
DE CV SPONS ADR SHS SER B								
ISIN#US40053C1053								
CUSIP: 40053C105								
Dividend Option: Cash								
610,000	12/11/12	15.5600	9,491.60	16.1800	9,869.80	378.20		
1,140,000	12/21/12	16.0200	18,262.80	16.1800	18,445.20	182.40		
1,750,000	Total Covered		27,754.40		28,315.00	560.60		
1,750,000	Total		\$27,754.40		\$28,315.00	\$560.60	\$0.00	
HDFC BK LTD ADR REPSTG 3 SHS								
CUSIP: 40415F101								
Dividend Option: Cash								
360,000	08/27/12	34.4540	12,403.36	40.7200	14,669.20	2,255.84	76.95	0.52%
LUKOIL CO SPOND ADR SHS								
ISIN#US67786Z1044								
CUSIP: 67786Z104								
Dividend Option: Cash								
250,000	08/27/12	58.8600	14,715.00	65.4770	16,369.25	1,654.25	763.51	4.66%
220,000	12/21/12	65.3500	14,377.00	65.4770	14,404.94	27.94	671.88	4.68%
470,000	Total Covered		29,092.00		30,774.19	1,682.19	1,435.39	
470,000	Total		\$29,092.00		\$30,774.19	\$1,682.19	\$1,435.39	

Portfolio Holdings (continued)

Quantity	Acquisition Date	Unit Cost	Cost Basis	Market Price	Market Value	Unrealized Gain/Loss	Estimated Annual Income	Estimated Yield
Equities (continued)								
Common Stocks (continued)								
PACIFIC RUBIALES ENERGY CORP COM NEW								
ISIN#CA69480U2065 Security Identifier: PEGFF								
CUSIP: 69480U206								
Dividend Option: Cash								
240,000	08/21/12	24,9900	5,997.60	23.2167	5,572.03	-425.57	105.60	1.89%
860,000	12/21/12	22,9600	19,745.60	23.2167	19,966.44	220.84	378.40	1.89%
1,100,000	Total Covered		25,743.20		25,538.47	-204.73	494.00	
1,100,000	Total		\$25,743.20		\$25,638.47	-\$204.73	\$494.00	
PERUSAHAAN PERSEROAN P.T.								
TELEKOMUNIKASI INDONESIA ADR RPSTG Security Identifier: TLK								
40 SER B SHS								
CUSIP: 715684106								
Dividend Option: Cash								
350,000	08/21/12	39,3610	13,783.26	36.9500	12,932.50	-850.76	394.10	2.97%
500,000	12/21/12	36,6340	18,317.00	36.9500	18,475.00	158.00	546.71	2.97%
850,000	Total Covered		32,100.26		31,407.50	-692.76	932.81	
850,000	Total		\$32,100.26		\$31,407.50	-\$692.76	\$932.81	
PETROCHINA CO LTD SPONS ADR								
ISIN#US71646E1001 Security Identifier: PTR								
CUSIP: 71646E100								
Dividend Option: Cash								
100,000	08/21/12	121,7610	12,176.11	143.7800	14,378.00	2,201.89	447.29	3.11%
100,000	12/21/12	142,1100	14,211.00	143.7800	14,378.00	167.00	447.28	3.11%
200,000	Total Covered		26,387.11		28,756.00	2,368.89	894.57	
200,000	Total		\$26,387.11		\$28,756.00	\$2,368.89	\$894.57	
PHILIPPINE LONG DISTANCE TEL CO ADR								
ISIN#US7182526043 RPSTG 1 SH COM Security Identifier: PHI								
CUSIP: 718252604								
Dividend Option: Cash								
190,000	08/21/12	64,5690	12,268.05	61.3100	11,648.90	-619.15	409.12	3.51%
230,000	12/21/12	61,7690	14,206.80	61.3100	14,101.30	-105.50	495.25	3.51%
420,000	Total Covered		26,474.85		25,750.20	-724.65	904.37	
420,000	Total		\$26,474.85		\$25,750.20	-\$724.65	\$904.37	
SASOL LTD SPONSORED ADR								
CUSIP: 803666300 Security Identifier: SSL								
Dividend Option: Cash								
60,000	12/21/12	42,2630	2,535.78	43.2900	2,597.40	61.62	111.53	4.28%

EIN# 45-3814655

CREDIT SUISSE SECURITIES (USA) LLC
Fleetside Station Avenue
New York, NY 10285-1000
Phone: 800-872-2888



Managed Account Statement

Statement Period: 12/01/2012 - 12/31/2012

Portfolio Holdings (continued)

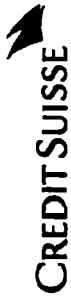
Quantity	Acquisition Date	Unit Cost	Cost Basis	Market Price	Market Value	Unrealized Gain/Loss	Estimated Annual Income	Estimated Yield	
Equities (continued)									
Common Stocks (continued)									
SASOL LTD SPONSORED ADR (continued)									
120,000	12/21/12	42.6770	5,121.23	43.2900	5,194.80	73.57	223.07	4.28%	
			92 day(s) added to your holding period as a result of a wash sale.						
70,000	12/21/12	42.0200	2,941.40	43.2800	3,030.30	88.90	130.12	4.29%	
			113 day(s) added to your holding period as a result of a wash sale.						
250,000	Total Covered		10,598.41		10,822.50	224.08	464.72		
250,000	Total		\$10,598.41		\$10,822.50	\$224.08	\$464.72		
SILICONWARE PRECISION INDS LTD									
SPONSORED ADR SPIL ISIN#US8270848646									
CUSIP: 827084864									
Dividend Option: Cash									
1,290,000	08/27/12	5.5690	7,184.39	5.3400	6,888.60	-295.79	218.61	3.17%	
290,000	12/21/12	5.5350	1,605.27	5.3400	1,548.60	-56.67	49.14	3.17%	
			114 day(s) added to your holding period as a result of a wash sale.						
1,370,000	12/21/12	5.2290	7,164.28	5.3400	7,315.80	151.52	232.17	3.17%	
2,950,000	Total Covered		15,953.94		15,753.00	-200.94	499.92		
2,950,000	Total		\$15,953.94		\$15,753.00	-\$200.94	\$499.92		
SOUTHERN COPPER CORP DEL COM									
CUSIP: 84265V105									
Dividend Option: Cash									
120,000	08/27/12	32.3800	3,885.60	37.8600	4,543.20	657.60	445.20	9.79%	
TAIWAN SEMICONDUCTOR MFG CO SPONSORED									
ADR ISIN#US8740391003									
CUSIP: 874039100									
Dividend Option: Cash									
1,040,000	08/27/12	14.3570	14,931.48	17.1600	17,846.40	2,914.92	413.80	2.31%	
610,000	12/21/12	16.8800	10,296.80	17.1600	10,467.60	170.80	242.71	2.31%	
1,650,000	Total Covered		25,228.28		28,314.00	3,085.72	656.51		
1,650,000	Total		\$25,228.28		\$28,314.00	\$3,085.72	\$656.51		

Portfolio Holdings (continued)

Quantity	Acquisition Date	Unit Cost	Cost Basis	Market Price	Market Value	Unrealized Gain/Loss	Estimated Annual Income	Estimated Yield
Equities (continued)								
Common Stocks (continued)								
TEMARIS S A SPONSORED ADR								
CUSIP: 88031M109 Security Identifier: TS								
Dividend Option: Cash								
180,000	08/27/12	41,5400	7,471.21	41,9200	7,545.60	68.39	136.80	1.81%
260,000	12/21/12	41,7940	10,866.39	41,9200	10,899.20	32.81	197.60	1.81%
440,000	Total Covered		18,343.60		18,444.80	101.20	334.40	
440,000	Total		\$18,343.60		\$18,444.80	\$101.20	\$334.40	
TEVA PHARMACEUTICAL INDUSTRIES LTD ADR								
ISIN#US8816242098 Security Identifier: TEVA								
CUSIP: 881624209								
Dividend Option: Cash								
550,000	12/21/12	37,7020	20,735.99	37,3400	20,537.00	-198.99	442.15	2.15%
TURKCELL ILETISIM HIZMETLERI A S SPONS								
ADR ISIN#USS001112047 Security Identifier: TKC								
CUSIP: 900111204								
Dividend Option: Cash								
170,000	12/07/12	16,0610	2,730.40	16,1400	2,743.80	13.40	100.40	3.65%
350,000	12/10/12	15,9860	5,594.96	16,1400	5,649.00	54.04	206.71	3.65%
470,000	12/21/12	15,7020	7,379.71	16,1400	7,585.80	206.09	271.59	3.65%
990,000	Total Covered		15,705.07		15,978.60	273.53	594.70	
990,000	Total		\$15,705.07		\$15,978.60	\$273.53	\$594.70	
Total Common Stocks							\$42,117.54	
Total Equities							\$43,585.69	\$42,117.54

EIN# 45-3814655

CREDIT SUISSE SECURITIES (USA) LLC
 Global Markets America
 New York, NY 10013-2000
 (212) 871-2000



Managed Account Statement

Statement Period: 12/01/2012 - 12/31/2012

Portfolio Holdings (continued)

Acquisition Date	Unit Cost	Cost Basis	Market Price	Market Value	Unrealized Gain/Loss	Estimated Annual Income	Estimated Yield
% of Portfolio							
Mutual Funds							
TESCO LOTUS RETAIL GROWTH FREEHOLD LEASEHOLD PPTY FD ISIN#TH3226010009			Security Identifier: Y85778101 Price Estimated as of: 12/28/12				
Closed End Fund							
Dividend Option: Cash; Capital Gains Option: Cash							
9,390,000	0.4360	3,124,091.97	0.4972	4,668.77	576.00		
Total Noncovered		4,061.97		4,668.77	576.00		
29,300,000	0.4490	13,146.91	0.4972	14,568.17	1,421.26		
Total Covered		13,146.91		14,568.17	1,421.26		
38,690,000		\$17,238.88		\$19,236.94	\$1,998.06	\$0.00	
Total Mutual Funds		\$17,238.88		\$19,236.94	\$1,998.06	\$0.00	
Total Mutual Funds		\$17,238.88		\$19,236.94	\$1,998.06	\$0.00	

FIDELITY
FAMILY
OFFICE
SERVICES

Investment Report

December 1, 2012 - December 31, 2012

Your Client
INMAAT FOUNDATION
ONE ROCKEFELLER PLAZA STE 321
NEW YORK NY 10020-2134

Brokerage 663-125962 INMAAT FOUNDATION

EXCHANGE-TRADED PRODUCTS

Holdings (Symbol) as of December 31, 2012	Quantity December 31, 2012	Price per Unit December 31, 2012	Total Cost Basis	Total Value December 1, 2012	Total Value December 31, 2012	Unrealized Gain (Loss) December 31, 2012
ISHARES INC MSCI BRAZIL INDEX FUND (EWZ)	3,108,000	\$55.940	\$168,077.45	\$160,310.64	\$173,861.52	\$ 5,784.07
ISHARES TR S&P U S PFD STK INDEX FD (PFF)	12,820,000	39.620	510,071.05	511,774.40	507,928.40	- 2,142.65
MARKET VECTORS ETF TR GOLD MINERS ETF FD (GDX)	9,633,000	46.390	477,259.04	458,049.15	446,874.87	- 30,384.17
SPDR GOLD TR GOLD SHS (GLD)	2,980,000	162.020	496,130.86	494,629.00	482,819.60	- 13,311.26
SPDR INDEX SHS FDS S&P EMERGING ASIA PAC ETF (GMF)	805,000	77.490	55,039.66	60,415.25	62,379.45	7,339.79

EIN#: 45-3814655

Investment Report

December 1, 2012 - December 31, 2012

Brokerage 663-125962		INMAAT FOUNDATION					
Holdings	(Symbol) as of December 31, 2012	Quantity	Price per Unit	Total Cost Basis	Total Value	Total Value	Unrealized Gain (Loss)
		December 31, 2012	December 31, 2012		December 1, 2012	December 31, 2012	December 31, 2012
SECTOR SPDR TR SHS BEN INT ENERGY (XLE)		2,323,000	71.420	168,123.43	165,072.38	165,908.66	- 3,214.77
Total Exchange-Traded Products				1,875,701.49		1,839,772.50	-35,928.99



FIDELITY
FAMILY
OFFICE
SERVICES

Investment Report

December 1, 2012 - December 31, 2012

Interested Party

Your Client
INMAAT FOUNDATION
ONE ROCKEFELLER PLAZA STE 321
NEW YORK NY 10020-2134

US and State Government Obligations

Holdings (Symbol) as of December 31, 2012	Quantity December 31, 2012	Price per Unit December 31, 2012	Total Cost Basis	Total Value December 1, 2012	Total Value December 31, 2012	Unrealized Gain (Loss) December 31, 2012
FORSYTH CNTY GA REF BDS SER. 2012 00.43000% 03/01/2013 FIXED COUPON MOODYS Aaa S&P AA+ AT MATURITY AI: \$143.33 EAI: \$232.92 CUSIP: 346593EH5	125,000,000	\$100.013	\$125,010.00	\$125,017.50	\$125,016.25	\$ 6.25

EIN#: 45-3814655

Investment Report

December 1, 2012 - December 31, 2012

Brokerage		INMAAT FOUNDATION					
Holdings (Symbol) as of December 31, 2012	Quantity December 31, 2012	Price per Unit December 31, 2012	Total Cost Basis	Total Value December 1, 2012	Total Value December 31, 2012	Unrealized Gain (Loss) December 31, 2012	
UNITED STATES TREASNTS 1.125000% 06/15/2013 FIXED COUPON MOODYS Aaa SEMIANNUALLY AI: \$106.08 EAI: \$1,125.00 CUSIP: 912828NHB	200,000.000	100.453	201,228.00B	201,032.00	200,906.00	- 322.00	
FEDERAL HOME LOAN BANKS 2.625000% 09/13/2013 FIXED COUPON MOODYS Aaa S&P AA+ SEMIANNUALLY AI: \$945.00 EAI: \$3,150.00 CUSIP: 3133XUPZD	120,000.000	101.703	121,972.33B	122,251.20	122,043.60	71.27	
NEW YORK ST DORM AUTH ST PERS INCOME 00.570000% 02/15/2014 FIXED COUPON S&P AAA SEMIANNUALLY EXTRAORDINARY CALL MAKE WHOLE CALL AI: \$173.37 EAI: \$705.37 CUSIP: 64890EJB4	150,000.000	99.933	150,007.21B	149,957.50	149,899.50	- 107.71	
APPLETON WIS GO REF BDS SER. 2012 B 00.500000% 04/01/2014 FIXED COUPON MOODYS Aaa SEMIANNUALLY AI: \$201.67 EAI: \$651.67 CUSIP: 0381053D2	120,000.000	99.938	120,007.89B	119,889.60	119,925.60	- 82.29	
NEW CASTLE CNTY DEL GO BDS SER. 2012C 00.550000% 07/15/2014 FIXED COUPON MOODYS Aaa S&P AAA SEMIANNUALLY AI: \$231.08 EAI: \$601.56 CUSIP: 64327TDA3	125,000.000	99.924	125,008.22B	124,860.00	124,905.00	- 103.22	

Investment Report

December 1, 2012 - December 31, 2012

Brokerage INMAAT FOUNDATION

Holdings (Symbol as of December 31, 2012)	Quantity December 31, 2012	Price per Unit December 31, 2012	Total Cost Basis	Total Value December 1, 2012	Total Value December 31, 2012	Unrealized Gain (Loss) December 31, 2012
NASSAU CNTY N Y INTERIM FIN AUTH 00.68800% 11/15/2014 FIXED COUPON S&P AAA SEMIANNUALLY EXTRAORDINARY CALL MAKE WHOLE CALL AI: \$228.33 EAI: \$1,129.47 CUSIP: 631663MW8	150,000.000	100.070	150,008.958	150,052.50	150,105.00	96.05
FEDERAL FARM CR BKS CONS BD 1.62500% 11/18/2014 FIXED COUPON MOODYS Aaa S&P AA+ SEMIANNUALLY AI: \$227.50 EAI: \$1,950.00 CUSIP: 31331KHW3	120,000.000	102.543	122,945.968	123,136.80	123,051.60	105.64
MISSISSIPPI ST GO BDS SER. 2012 G 00.70000% 12/01/2014 FIXED COUPON MOODYS Aa2 S&P AA SEMIANNUALLY EXTRAORDINARY CALL MAKE WHOLE CALL AI: \$186.06 EAI: \$1,064.39 CUSIP: 605581CG0	140,000.000	100.379	140,274.288	140,525.00	140,530.60	256.32
VIRGINIA PORT AUTH COMWLTH PORT FD REV 00.72500% 07/01/2015 FIXED COUPON MOODYS Aa1 S&P AA+ SEMIANNUALLY AI: \$258.28 EAI: \$747.85 CUSIP: 928075GC8	135,000.000	99.815	135,009.068	134,846.10	134,750.25	- 258.81

Investment Report

December 1, 2012 - December 31, 2012

INMAAT FOUNDATION

Holdings (Symbol) as of December 31, 2012	Quantity December 31, 2012	Price per Unit December 31, 2012	Total Cost Basis	Total Value		Unrealized Gain (Loss) December 31, 2012
				December 1, 2012	December 31, 2012	
SAN MATEO CALIF UN HIGH SCH DIST REF 00.86800% 09/01/2015 FIXED COUPON	100,000.000	100.393	100,009.48B	100,053.00	100,393.00	383.52
MOODYS Aa1 S&P AA SEMIANNUALLY EXTRAORDINARY CALL MAKE WHOLE CALL AI: \$130.20 EAI: \$708.87 CUSIP: 789017KP2						
FEDERAL HOME LOAN BANKS 1.75000% 09/1/2015 FIXED COUPON	185,000.000	103.667	191,422.74B	191,946.75	191,783.95	361.21
MOODYS Aaa S&P AA+ SEMIANNUALLY AI: \$988.24 EAI: \$3,237.50 CUSIP: 313370JB5						
GAINESVILLE FLA UTILS SYS REV REV 04.82000% 10/01/2015 FIXED COUPON	175,000.000	109.961	192,422.54B	192,935.75	192,431.75	9.21
FSA INSURED MOODYS Aa2 S&P AA SEMIANNUALLY EXTRAORDINARY CALL MAKE WHOLE CALL AI: \$2,108.75 EAI: \$8,435.00 CUSIP: 362848QC0						
COOK CNTY ILL CMNTY COLLEGE DIST NO 524 02.25000% 06/01/2016 FIXED COUPON	150,000.000	103.870	156,548.76B	156,983.00	155,805.00	- 743.76
MOODYS Aaa SEMIANNUALLY AI: \$525.00 EAI: \$3,618.75 CUSIP: 216128EW2						

Investment Report

December 1, 2012 - December 31, 2012

Brokerage INMAAT FOUNDATION

Holdings (Symbol) as of December 31, 2012	Quantity December 31, 2012	Price per Unit December 31, 2012	Total Cost Basis	Total Value		Unrealized Gain (Loss) December 31, 2012
				December 1, 2012	December 31, 2012	
FEDERAL HOME LOAN BANKS 2.000000% 08/09/2016 FIXED COUPON MOODYS Aaa S&P AA+ SEMIANNUALLY AI: \$933.33 EAI: \$3,000.00 CUSIP: 313370TW8	150,000.000	105.647	157,797.50B	158,940.00	158,470.50	673.00
NORTH DAKOTA PUB FIN AUTH TAXABLE BDS ST 01.185000% 10/01/2016 FIXED COUPON MOODYS Aaa SEMIANNUALLY AI: \$355.50 EAI: \$1,422.00 CUSIP: 65887PKD6	120,000.000	100.347	120,009.20B	120,514.80	120,416.40	407.20
DOUGLAS CNTY WASH PUB UTIL DIST NO 001 01.450000% 09/01/2017 FIXED COUPON MOODYS Aa3 S&P AA SEMIANNUALLY AI: \$657.33 EAI: \$1,817.33 CUSIP: 259561QY7	120,000.000	99.705	120,009.28B	119,809.20	119,646.00	- 363.28
DALLAS TEX WTRWKS & SWR SYS REV REV REF 01.414000% 10/01/2017 FIXED COUPON MOODYS Aa1 S&P AAA SEMIANNUALLY EXTRAORDINARY CALL MAKE WHOLE CALL AI: \$480.76 EAI: \$1,753.36 CUSIP: 2354163V4	120,000.000	100.330	120,009.46B	120,572.40	120,396.00	386.54
SANGAMON CNTY ILL SCH DIST NO 186 05.000000% 02/01/2018 FIXED COUPON MOODYS Aa3 S&P A+ SEMIANNUALLY AI: \$2,604.17 EAI: \$6,250.00 CUSIP: 800766HZ3	125,000.000	115.668	143,856.88B	145,218.75	144,585.00	728.12

Investment Report

December 1, 2012 - December 31, 2012

Brokerage		INMAAT FOUNDATION					
Holdings (Symbol) as of December 31, 2012	Quantity December 31, 2012	Price per Unit December 31, 2012	Total Cost Basis	Total Value December 1, 2012	Total Value December 31, 2012	Unrealized Gain (Loss) December 31, 2012	
WATERFORD WIS GRADED JT SCH DIST NO 1 01.87500% 04/01/2018 FIXED COUPON S&P AA	120,000.000	101.836	122,271.45B	122,488.80	122,203.20	- 88.25	
SEMIANNUALLY AI: \$756.25 EAI: \$2,443.75 CUSIP: 941521BY1							
OHIO ST UNIV GEN RCPTS GEN RCPTS BDS 01.66300% 06/01/2018 FIXED COUPON MOODYS Aa1 S&P AA	120,000.000	100.225	120,487.91B	120,590.40	120,270.00	- 217.91	
SEMIANNUALLY EXTRAORDINARY CALL MAKE WHOLE CALL AI: \$166.30 EAI: \$1,995.60 CUSIP: 677632QP9							
VIRGINIA ST PUB BLDG AUTH PUB FACS REV 04.95000% 08/01/2018 FIXED COUPON MOODYS Aa1 S&P AA+	120,000.000	117.932	138,902.69B	142,173.60	141,518.40	2,615.71	
SEMIANNUALLY AI: \$2,475.00 EAI: \$5,940.00 CUSIP: 928172TES							
CALLEGUAS CALIF MUN WTR DIST WTR REV REV 02.33000% 07/01/2019 FIXED COUPON MOODYS Aa2 S&P AAA	100,000.000	101.655	102,587.00B	102,482.00	101,655.00	- 832.00	
SEMIANNUALLY EXTRAORDINARY CALL AI: \$1,236.19 EAI: \$2,401.19 CUSIP: 13124MAG0							

Investment Report

December 1, 2012 - December 31, 2012

Brokerage		INMAAT FOUNDATION					
Holdings (Symbol) as of December 31, 2012	Quantity December 31, 2012	Price per Unit December 31, 2012	Total Cost Basis	Total Value December 1, 2012	Total Value December 31, 2012	Unrealized Gain (Loss) December 31, 2012	
MOUNTAIN VIEW-WHISMAN CALIF 02.33800% 08/01/2019 FIXED COUPON CROSSOVER-ESCROWED 08/01/2013 S&P AA SEMIANNUALLY AI: \$1,223.55 EAI: \$2,860.15 CUSIP: 62451FFH8	120,000,000	102.133	120,948,408	122,818.80	122,559.60	1,611.20	
OHIO ST MAJOR NEW ST INFRASTRUCTURE PROJ 04.41800% 06/15/2020 FIXED COUPON MOODYS Aa2 S&P AA SEMIANNUALLY EXTRAORDINARY CALL MAKE WHOLE CALL AI: \$235.63 EAI: \$5,301.80 CUSIP: 677581DV9	120,000,000	113.879	137,662,508	137,176.80	136,654.80	- 1,007.70	
AMHERST COLLEGE TAX BD-2012A 2.16800% 11/01/2020 FIXED COUPON MOODYS Aaa S&P AA+ SEMIANNUALLY MAKE WHOLE CALL AI: \$541.50 EAI: \$3,249.00 CUSIP: 898361AJ9	150,000,000	99.183	150,009,768	150,064.50	146,774.50	- 1,235.26	
ACALANES CALIF UN HIGH SCH DIST GO REF 02.75000% 08/01/2021 FIXED COUPON CROSSOVER-ESCROWED 08/01/2015 MOODYS Aa1 S&P AA SEMIANNUALLY EXTRAORDINARY CALL MAKE WHOLE CALL AI: \$1,019.79 EAI: \$3,426.04 CUSIP: 004284ZX6	150,000,000	101.342	150,009,768	152,266.50	152,013.00	2,003.24	

Investment Report

December 1, 2012 - December 31, 2012

Holdings (Symbol) as of December 31, 2012	Quantity December 31, 2012	Price per Unit December 31, 2012	Total Cost Basis	Total Value		Unrealized Gain (Loss) December 31, 2012
				December 1, 2012	December 31, 2012	
Brokerage						
INMAAT FOUNDATION						
OLENTANGY LOC SCH DIST OHIO 03.00000% 12/01/2021 FIXED COUPON MOODYS Aa1 S&P AA+ SEMIANNUALLY AI: \$375.00 EAI: \$4,500.00 CUSIP: 680616VW6	150,000.000	105.441	157,190.82B	158,482.50	158,161.50	970.68
FEDERAL HOME LOAN BANKS 2.62500% 12/10/2021 FIXED COUPON MOODYS Aaa S&P AA+ SEMIANNUALLY AI: \$183.75 EAI: \$3,150.00 CUSIP: 313376C94	120,000.000	108.111	128,370.05B	129,940.80	129,733.20	1,363.15
ENERGY NORTHWEST WASH ELEC REV REV 02.95300% 07/01/2022 FIXED COUPON MOODYS Aa1 S&P AA- SEMIANNUALLY EXTRAORDINARY CALL MAKE WHOLE CALL AI: \$1,269.95 EAI: \$3,031.75 CUSIP: 28270CYQ2	120,000.000	103.193	120,009.69B	124,377.60	123,831.60	3,821.91
TENN VALLEY AUTHORITY BOND 01.87500% 08/15/2022 FIXED COUPON MOODYS Aaa S&P AA+ SEMIANNUALLY AI: \$824.48 EAI: \$2,382.81 CUSIP: 880591EN8	125,000.000	99.205	123,912.50B	125,318.75	124,006.25	93.75

Investment Report

December 1, 2012 - December 31, 2012

Brokerage		INMAAT FOUNDATION					
Holdings (Symbol) as of December 31, 2012	Quantity December 31, 2012	Price per Unit December 31, 2012	Total Cost Basis	Total Value December 1, 2012	Total Value December 31, 2012	Unrealized Gain (Loss) December 31, 2012	
MISSISSIPPI ST GO REF BDS NISSAN NORTH 02.41400% 11/01/2022 FIXED COUPON MOODYS Aa2 S&P AA SEMIANNUALLY EXTRAORDINARY CALL MAKE WHOLE CALL AI: \$482.80 EAI: \$2,696.80 CUSIP: 605581AH0	120,000.000	98.412	120,009.64B	119,815.20	119,294.40	- 715.24	
PETERS TWP PA SCH DIST WASHINGTON CNTY 02.86000% 09/01/2023 FIXED COUPON MOODYS Aa2 SEMIANNUALLY NEXT CALL DATE 09/01/2022 100.00 CONT CALL 09/01/2022 AI: \$1,123.74 EAI: \$3,318.41 CUSIP: 718080SV8	115,000.000	100.845	115,009.74B	116,177.60	115,971.75	962.01	
NEW YORK N Y CITY TRANSITIONAL FIN 02.85000% 08/01/2024 FIXED COUPON MOODYS Aa1 S&P AAA SEMIANNUALLY EXTRAORDINARY CALL MAKE WHOLE CALL AI: \$1,217.19 EAI: \$3,285.31 CUSIP: 64871QWM1	125,000.000	101.881	124,566.25B	127,997.50	127,351.25	2,785.00	

Total US and State Government Obligations

4,625,505.90 4,639,059.45 13,553.55

EIN#: 45-3814655

Investment Report

December 1, 2012 - December 31, 2012

Brokerage		INMAAT FOUNDATION		D	
Holdings (Symbol) as of December 31, 2012	Quantity	Price per Unit	Total Value	Total Value	Unrealized Gains (Loss)
	December 31, 2012	December 31, 2012	December 1, 2012	December 31, 2012	December 31, 2012
Bonds 100% of holdings					
NASDAQ OMX GROUP MAKE WHOLE 04.00000% 01/15/2015 FIXED COUPON MOODYS Baa3 S&P BBB SEMIANNUALLY MAKE WHOLE CALL AI: \$4,611.11 EAI: \$10,000.00 CUSIP: 631103AC2	250,000.000	\$104.678	\$261,071.23B	\$262,125.00	\$ 623.77
COMPUTER SCIENCES CORP 2.50000% 09/15/2015 FIXED COUPON MOODYS Baa2 S&P BBB SEMIANNUALLY MAKE WHOLE CALL AI: \$1,788.18 EAI: \$6,197.92 CUSIP: 205363AM6	250,000.000	101.966	255,571.72B	255,250.00	- 656.72
J P MORGAN CHASE & CO MTN BE 00.98480 10/15/2015 FLOATING COUPON MOODYS A2 S&P A QUARTERLY CUSIP: 46623EJS9	250,000.000	100.055	250,437.44B	250,072.50	- 299.94
TELEFONICA EMISIONES SAU NOTE 03.99200% 02/16/2016 FIXED COUPON MOODYS Baa2 S&P BBB SEMIANNUALLY MAKE WHOLE CALL AI:-- EAI:-- CUSIP: 87938WAN3	250,000.000	104.050	259,072.50	253,625.00	1,052.50

Investment Report

December 1, 2012 - December 31, 2012

Brokerage		INMAAT FOUNDATION					
Holdings (Symbol) as of December 31, 2012	Quantity December 31, 2012	Price per Unit December 31, 2012	Total Cost Basis	Total Value December 1, 2012	Total Value December 31, 2012	Unrealized Gain (Loss) December 31, 2012	
JUNIPER NETWORKS INC NOTE 03.10000% 03/15/2016 FIXED COUPON MOODYS Baa2 S&P BBB SEMIANNUALLY MAKE WHOLE CALL AI: \$2,281.94 EAI: \$7,750.00 CUSIP: 48203RAE4	250,000.000	103.656	261,370.12B	261,085.00	259,140.00	- 2,230.12	
CITIGROUP INC SB NT FLT 00.73785% 06/09/2016 FLOATING COUPON MOODYS Baa3 S&P BBB+ QUARTERLY CUSIP: 172867DM0	175,000.000	94.495	165,609.00B		165,366.42	- 242.58	
VALE OVERSEAS LIMITED NOTE 6.250% 01/23/2017 FIXED COUPON MOODYS Baa2 S&P A- SEMIANNUALLY MAKE WHOLE CALL AI:-- EAI:-- CUSIP: 91911TAG8	200,000.000	115.059	232,632.00	230,700.00	230,118.40	- 2,513.60	
PETROBRAS INTERNATIONAL FINANC 3.50000% 02/06/2017 FIXED COUPON MOODYS A3 S&P BBB SEMIANNUALLY MAKE WHOLE CALL AI:-- EAI:-- CUSIP: 71645WAU5	250,000.000	104.875	264,635.00	263,025.00	262,186.75	- 2,448.25	
AMERICAN INTL GROUP INC MTN BE 5.45000% 05/18/2017 FIXED COUPON MOODYS Baa1 S&P A- SEMIANNUALLY AI: \$1,627.43 EAI: \$13,625.00 CUSIP: 02687QBW7	250,000.000	114.852	287,583.21B	284,362.50	287,128.75	- 454.46	

EIN#: 45-3814655

Investment Report

December 1, 2012 - December 31, 2012

Brokerage		INMAAT FOUNDATION						
Holdings (Symbol) as of December 31, 2012	Quantity December 31, 2012	Price per Unit December 31, 2012	Total Cost Basis	Total Value December 1, 2012	Total Value December 31, 2012	Unrealized Gain (Loss) December 31, 2012		
FORD MOTOR CREDIT COLL 3.00000% 08/12/2017 FIXED COUPON MOODY'S Baa3 S&P BB+ SEMIANNUALLY AI: \$395.83 EAI: \$7,500.00 CUSIP: 345397WD1	250,000.000	102.742	257,814.068	254,740.00	256,855.00	- 959.06		
LORILLARD TOB CO SR NT 2.30000% 08/21/2017 FIXED COUPON MOODY'S Baa2 S&P BBB- SEMIANNUALLY AI: \$2,078.39 EAI: \$5,750.00 CUSIP: 544152AF8	250,000.000	101.116	252,724.968	254,110.00	252,780.00	65.04		
UNITEDHEALTH GROUP INC 1.40000% 10/15/2017 FIXED COUPON MOODY'S A3 S&P A SEMIANNUALLY MAKE WHOLE CALL AI: \$603.75 EAI: \$3,088.75 CUSIP: 91324PB7	225,000.000	100.156	224,740.008	226,554.75	225,351.00	611.00		
CATERPILLAR FINL SVCS MTNS BE 1.25000% 11/08/2017 FIXED COUPON MOODY'S A2 S&P A SEMIANNUALLY AI: \$190.97 EAI: \$1,250.00 CUSIP: 14912L5J6	100,000.000	99.925	99,869.008	251,155.00	99,925.00	56.00		
PRAXAIR INC NOTE 01.05000% 11/07/2017 FIXED COUPON MOODY'S A2 S&P A SEMIANNUALLY MAKE WHOLE CALL AI: \$393.75 EAI: \$2,625.00 CUSIP: 7400SPBC7	250,000.000	100.019	249,912.508	251,402.50	250,047.50	135.00		

Investment Report

December 1, 2012 - December 31, 2012

Brokerage		INMAAT FOUNDATION						
Holdings (Symbol) as of December 31, 2012	Quantity December 31, 2012	Price per Unit December 31, 2012	Total Cost Basis	Total Value December 1, 2012	Total Value December 31, 2012	Unrealized Gain (Loss) December 31, 2012		
ROPER INDUSTRIES INC BOND 01.85000% 11/15/2017 FIXED COUPON MOODYS Baa2 S&P BBB SEMIANNUALLY MAKE WHOLE CALL AI: \$513.89 EAI: \$4,547.92 CUSIP: 776686AD8	250,000.000	89.925	250,555.358	250,907.50	249,812.50	- 742.85		
INTEL CORP SR NT 1.35000% 12/15/2017 FIXED COUPON MOODYS A1 S&P A+ SEMIANNUALLY MAKE WHOLE CALL AI: \$187.50 EAI: \$3,412.50 CUSIP: 458140AL4	250,000.000	89.971	249,745.008		249,927.50	182.50		
MACK-CALI RLTY L P NOTE 02.50000% 12/15/2017 FIXED COUPON MOODYS Baa2 S&P BBB SEMIANNUALLY MAKE WHOLE CALL AI: \$569.44 EAI: \$5,347.22 CUSIP: 55448QAR7	200,000.000	101.071	200,444.368	200,434.00	202,142.00	1,697.64		
BARDEAR INC SR NT 1.37500% 01/15/2018 FIXED COUPON MOODYS A3 S&P A SEMIANNUALLY MAKE WHOLE CALL AI: \$465.97 EAI: \$1,947.92 CUSIP: 067383AD1	200,000.000	100.528	199,756.008	201,796.00	201,056.00	1,300.00		

EIN#: 45-3814655

Investment Report

December 1, 2012 - December 31, 2012

Brokerage		INMAAT FOUNDATION				
Holdings (Symbol) as of December 31, 2012	Quantity December 31, 2012	Price per Unit December 31, 2012	Total Cost Basis	Total Value December 1, 2012	Total Value December 31, 2012	Unrealized Gain (Loss) December 31, 2012
HEALTH CARE REIT INC 02:25000% 03/15/2018 FIXED COUPON MOODY'S Baa2 S&P BBB- SEMIANNUALLY MAKE WHOLE CALL AI: \$390.63 EAI: \$4,359.38 CUSIP: 42217KAZ9	250,000.000	99.916	249,810.00B		249,790.00	- 20.00
Total Corporate Bonds			4,473,353.45		4,468,509.32	-4,844.13

INMAAT Foundation
Form 990PF – Part XV Supplementary Information
Grants and Contributions Paid During the Year

CHARITY	TAX ID	STATUS	AMOUNT
ACLU Foundation _ Women's Rights Project Ms. Jess Pastore Special Gifts Coordinator 125 Broad Street, 18 th Floor New York, NY 10004	13-6213516	501(c)3	\$15,000
ACUMEN Attn: Finance 76 Ninth Avenue, Suite 315 New York, NY 10011	13-4166228	501(c)3	\$250,000
ACUMEN Attn: Finance 76 Ninth Avenue, Suite 315 New York, NY 10011	13-4166228	501(c)3	Addl \$50,000
AFGHAN HANDS, INC. Mr. Mikhail Serdiouck Executive Director 395 South End Avenue, Suite 11E New York, NY 10280	06-1718575	501(c)3	\$5,000
AFRICAN LEADERSHIP FOUNDATION Ms. Jennifer Bombaro-Brady 545 Sansome Street, Suite 700 San Francisco, CA 94111	83-0425133	501(c)3	\$25,000
PAGE TOTAL			\$345,000

BRAC USA, Inc. Ms. Stacey Clark 110 William Street, 29 th Floor New York, NY 10038	20-8456741	501(c)3	\$10,000
CARE USA Ms. Tasha King Operations Manager 32 West 39 th Street, 3 rd Floor New York, NY 10018	13-1685039	501(c)3	\$25,000
CENTER FOR BIOLOGICAL DIVERSITY Mr. Tim Janes Assistant Membership Director P.O. Box 710 Tucson, AZ 85702-0710	27-3943866	501(c)3	\$15,000
CHARITY WATER Ms. Jaclyn Lindsey Development 200 Varick Street, Suite #201 New York, NY 10014	22-3936753	501(c)3	\$24,000
CHERIE BLAIR FOUNDATION FOR WOMEN (CAF AMERICA) 1800 Diagonal Rd, Suite 150 Alexandria, VA 22314	43-1634280	501(c)3	\$7,500
CITYMEALS ON WHEELS Ms. Jennifer Joyce Director of Major Gifts 355 Lexington Avenue New York, NY 10017	13-3634381	501(c)3	\$5,000
PAGE TOTAL			\$86,500

CREATING HOPE INTERNATIONAL Ms. Toc Dunlap President and Executive Director PO Box 1058 Dearborn, Michigan 48121	38-3288402	501(c)3	\$10,000
DEVELOPMENTS IN LITERACY, INC. Ms. Rim Hussin Donor Relations Manager 17320 Red Hill Avenue, Suite 160 Irvine, CA 92614	33-0843213	501(c)3	\$10,000
ENVIRONMENTAL WORKING GROUP Ms. Jocelyn Lyle Director of Development 1436 U St. NW, Suite 100 Washington, DC 20009-3987	52-2148600	501(c)3	\$10,000
EQUALITY NOW PO Box 20646 Columbia Circle Station New York, NY 10023	13-3660566	501(c)3	\$100,000
FINCA INTERNATIONAL Ms. Mili Simonds 1101 Fourteenth Street, NW, 11 th Floor Washington, DC 20005	13-3240109	501(c)3	\$20,000
THE FISTULA FOUNDATION Ms. Kate Grant Chief Executive Officer 1900 The Alameda, Suite 500 San Jose, CA 95126	77-0547201	501(c)3	\$10,000
PAGE TOTAL			\$160,000

FOOD BANK OF NYC Mr. Jason Adams 39 Broadway, 10 th Floor New York, NY 10006	13-3179646	501(c)3	\$5,000
GIRL EFFECT The Global Giving Foundation Mr. Barrett Cope Office Manager 1023 15 th Street, NW, 12 th Floor Washington, DC 20005	30-0108263	501(c)3	\$15,000
THE GLOBAL FUND FOR WOMEN 588 Broadway, Suite 504 New York, NY 10012	77-0155782	501(c)3	\$50,000
HEALING HANDS OF JOY Mr. Brett O'Donnell Treasurer 294 Clinton Street, #2 Brooklyn, NY 11201	27-0241638	501(c)3	\$5,000
HEARTS OF GOLD (Thrifty Hog Building) Ms. Deborah Koenigsberger Founder 11 West 25 th Street New York, NY 10010	13-4194879	501(c)3	\$10,000
HUMANE SOCIETY OF THE UNITED STATES Ms. Cheryl Rhodes 2100 L. St., NW Washington, DC 20037	53-0225390	501(c)3	\$5,000
PAGE TOTAL			\$90,000

<p>INDIA DEVELOPMENT & RELIEF FUND (LILA POONAWALA) Dr. Vinod Prakash President/CEO 5821 Mossrock Drive North Bethesda, MD 20852</p>	<p>52-1555563</p>	<p>501(c)3</p>	<p>\$10,000</p>
<p>MS FOUNDATION FOR WOMEN, INC. Ms. Shelly Emmer Director, Institutional Giving Vice President of Development 12 Metro Tech Center, 26th Floor Brooklyn, NY 11201</p>	<p>23-7252609</p>	<p>501(c)3</p>	<p>\$5,000</p>
<p>NATURAL RESOURCES DEFENSE COUNCIL 40 West 20th Street New York, NY 10011</p>	<p>13-2654926</p>	<p>501(c)3</p>	<p>\$100,000</p>
<p>NY WOMEN'S FOUNDATION 39 Broadway, 23rd Floor New York, NY 10006</p>	<p>13-3457287</p>	<p>501(c)3</p>	<p>\$50,000</p>
<p>NONTRADITIONAL EMPLOYMENT FOR WOMEN Ms. Linda Tunillo President 243 West 20th Street New York, NY 10011 212-627-6252</p>	<p>13-3272001</p>	<p>501(c)3</p>	<p>\$25,000</p>
<p>PAGE TOTAL</p>			<p>\$190,000</p>

PARTNERSHIP FOR THE HOMELESS Ms. Isabella Wagley Development Coordinator 305 Seventh Avenue, 13 th Floor New York, NY 10001	13-3732698	501(c)3	\$5,000
PLANNED PARENTHOOD Ms. Helen Vrontiks Director of Matching Gifts and Workplace Campaigns 434 West 33 rd Street – 12 th Floor New York, NY 10001	13-3772613	501(c)3	\$250,000
POLARIS PROJECT Ms. Amanda Chick Development Officer P.O. Box 53315 Washington, DC 20009	03-0391561	501(c)3	\$5,000
PRAJWALA Ek Disha Non-Profit, Inc. Mr. Rick Pal, Treasurer 8500 Commerce Park Drive, Suite 105 Houston, TX 77036	20-3636716	501(c)3	\$10,000
RIVERKEEPER, INC. Ms. Allison Chamberlain Membership Services Manager 20 Secor Road Ossining, NY 10562	13-3204621	501(c)3	\$5,000
PAGE TOTAL			\$275,000

<p>ROBIN HOOD FOUNDATION Ms. Krissy Sudano Managing Director of Development 826 Broadway, 9th Floor New York, NY 10003</p>	<p>13-3441066</p>	<p>501(c)3</p>	<p>\$25,000</p>
<p>ROOM TO READ (FOR THE ROOM TO GROW SCHOLARSHIP FUND) Ms. Lisa Strade Major Gift Officer – West Coast 111 Sutter Street, 16th Floor San Francisco, CA 94104</p>	<p>91-2003533</p>	<p>501(c)3</p>	<p>\$100,000</p>
<p>ROOM TO READ (FOR THE ROOM TO GROW SCHOLARSHIP FUND) Ms. Lisa Strade Major Gift Officer – West Coast 111 Sutter Street, 16th Floor San Francisco, CA 94104</p>	<p>91-2003533</p>	<p>501(c)3</p>	<p>Addl \$50,000</p>
<p>ROOM TO READ (FOR THE ROOM TO GROW SCHOLARSHIP FUND) Ms. Lisa Strade Major Gift Officer – West Coast 111 Sutter Street, 16th Floor San Francisco, CA 94104</p>	<p>91-2003533</p>	<p>501(c)3</p>	<p>Addl \$50,000</p>
<p>TOTAL</p>			<p>\$225,000</p>

<p>SAMASOURCE Ms. Sarah Bradley Development Specialist 2017 Mission Street, Suite 301 San Francisco, CA 94110</p>	26-2547062	501(c)3	\$5,000
<p>SOMALY MAM FOUNDATION Ariel Siegel P.O. Box 4569 New York, NY 10163</p>	26-0392207	501(c)3	\$10,000
<p>SUSTAINABLE HEALTH ENTERPRISES Ms. Elizabeth Scharpf Chief Investigating Officer 102 East 22nd Street, Suite #8G New York, NY 10010</p>	30-0502122	501(c)3	\$10,000
<p>UNITED NATIONS FOUNDATION (The Girl Fund) Ms. Bernadette Francis 1800 Massachusetts Avenue, NW, Suite 400 Washington, DC 20036</p>	58-2368165	501(c)3	\$25,000
<p>UNITED STATES FUND FOR UNICEF – WOMEN & GIRLS Ms. Nema Elsayed Program Officer 125 Maiden Lane New York, NY 10038</p>	13-1760110	501(c)3	\$25,000
PAGE TOTAL			\$75,000

<p>UNION OF CONCERNED SCIENTISTS INC. Ms. Malika McCray Development Officer Two Brattle Square Cambridge, MA 02138-3780</p>	<p>04-2535767</p>	<p>501(c)3</p>	<p>\$10,000</p>
<p>WOMEN'S MEDIA CENTER Ms. Nora Eakin Development Officer 320 West 37th Street, Floor 12A, Suite C New York, NY 10018</p>	<p>38-3727585</p>	<p>501(c)3</p>	<p>\$15,000</p>
<p>V-DAY Mr. David Hay Finance Manager 2107 Fifth Avenue, 2nd Floor New York, NY 10035</p>	<p>94-3389430</p>	<p>501(c)3</p>	<p>\$25,000</p>
<p>VITAL VOICES GLOBAL PARTNERSHIP, INC. Ms. Bobbie Greene McCarthy Vice President of Development and Engagement 1625 Massachusetts Avenue – Suite 300 Washington, DC 20036</p>	<p>52-2151557</p>	<p>501(c)3</p>	<p>\$50,000</p>
<p>PAGE TOTAL</p>			<p>\$100,000</p>

WILDLIFE CONSERVATION SOCIETY Ms. Courtney Klein General Donations Department 2300 Southern Blvd Bronx, NY 10460	13-1740011	501(c)3	\$50,000
WILDLIFE IN CRISIS P.O. Box 1246 Weston, CT 06883	22-3020015	501(c)3	\$5,000
WITNESS, INC. (Campaign to End Gender Violence) Ms. Miyoko Brunner External Relations Senior Coordinator 80 Hanson Place, 5 th Floor Brooklyn, NY 11217	13-4167155	501(c)3	\$25,000
WOMEN FOR WOMEN INTERNATIONAL Ms. Zejka Jaysingh Gift Planning and Annual Gift Officer 4455 Connecticut Avenue NW, Suite 200 Washington, DC 20008	52-1838756	501(c)3	\$100,000
WOMEN'S EDUCATION PROJECT Ms. Zoe Timms Director 244 5 TH Avenue, #W208 New York, NY 10001 PAGE TOTAL	22-3862361	501(c)3	\$10,000 \$190,000

<p>THE WORLDWIDE FISTULA FUND, INC. Ms. Helen Wall Financial Administrator PO Box 27879 Saint Louis, MO 63146</p>	<p>30-0139210</p>	<p>501(c)3</p>	<p>\$10,000</p>
<p>VIRGIN UNITE Mr. Darin Spurgeon 65 Bleecker Street New York, NY 10012</p>	<p>20-3963486</p>	<p>501(c)3</p>	<p>\$50,000</p>
<p>THE ELDERS VIRGIN UNITE Mr. Darin Spurgeon 65 Bleecker Street New York, NY 10012</p>	<p>20-3963486</p>	<p>501(c)3</p>	<p>\$50,000</p>
<p>THE ELDERS VIRGIN UNITE Mr. Darin Spurgeon 65 Bleecker Street New York, NY 10012</p>	<p>20-3963486</p>	<p>501(c)3</p>	<p>Addl \$50,000</p>
<p>PARTNERS IN HEALTH 888 Commonwealth Avenue, Third Fl. Boston, MA 02215 617-998-8922</p>	<p>04-3567505</p>	<p>501(c)3</p>	<p>\$25,000</p>
<p>PAGE TOTAL</p>			<p>\$185,000</p>

<p>COALITION AGAINST TRAFFICKING IN WOMEN Mr. Corey Backes Development Director P.O. Box 7427 JAF Station New York, NY 10016</p>	<p>22-3032134</p>	<p>501(c)3</p>	<p>\$5,000</p>
<p>CITY HARVEST Attn: Donor Servcies 6 East 32nd Street, 5th Floor New York, NY 10016</p>	<p>13-3170676</p>	<p>501(c)3</p>	<p>\$5,000</p>
<p>NATURE CONSERVANCY (Caribbean Conservation Program) Ms. Janet Rojas 255 Alhambra Circle, Suite 520 Coral Gables, FL 33134</p>	<p>53-0242652</p>	<p>GROUP</p>	<p>\$100,000</p>
<p>PAGE TOTAL</p>			<p>\$110,000</p>

Grand Total \$2,031,500

Application for Extension of Time To File an Exempt Organization Return

▶ **File a separate application for each return.**

- If you are filing for an **Automatic 3-Month Extension**, complete only **Part I** and check this box **X**
- If you are filing for an **Additional (Not Automatic) 3-Month Extension**, complete only **Part II** (on page 2 of this form).

Do not complete Part II unless you have already been granted an automatic 3-month extension on a previously filed Form 8868.

Electronic filing (e-file) You can electronically file Form 8868 if you need a 3-month automatic extension of time to file (6 months for a corporation required to file Form 990-T), or an additional (not automatic) 3-month extension of time. You can electronically file Form 8868 to request an extension of time to file any of the forms listed in Part I or Part II with the exception of Form 8870, Information Return for Transfers Associated With Certain Personal Benefit Contracts, which must be sent to the IRS in paper format (see instructions). For more details on the electronic filing of this form, visit www.irs.gov/efile and click on *e-file for Charities & Nonprofits*.

Part I Automatic 3-Month Extension of Time. Only submit original (no copies needed).

A corporation required to file Form 990-T and requesting an automatic 6-month extension - check this box and complete

Part I only

All other corporations (including 1120-C filers), partnerships, REMICs, and trusts must use Form 7004 to request an extension of time to file income tax returns.

Type or print	Name of exempt organization or other filer, see instructions. THE INMAAT FOUNDATION C/O: ALFRED CAVALLERO, ESQ.	Employer identification number (EIN) or 45-3814655
File by the due date for filing your return. See instructions.	Number, street, and room or suite no. If a P.O. box, see instructions. ONE ROCKEFELLER PLAZA, NO. 321	Social security number (SSN)
	City, town or post office, state, and ZIP code. For a foreign address, see instructions. NEW YORK, NY 10020	

Enter the Return code for the return that this application is for (file a separate application for each return) 0 4

Application Is For	Return Code	Application Is For	Return Code
Form 990 or Form 990-EZ	01	Form 990-T (corporation)	07
Form 990-BL	02	Form 1041-A	08
Form 4720 (individual)	03	Form 4720	09
Form 990-PF	04	Form 5227	10
Form 990-T (sec. 401(a) or 408(a) trust)	05	Form 6069	11
Form 990-T (trust other than above)	06	Form 8870	12

ALFRED CAVALLERO, ESQ.

- The books are in the care of ▶ **ONE ROCKEFELLER PLAZA, SUITE 321 - NEW YORK, NY 10020**
Telephone No. ▶ **(212)-977-3535** FAX No. ▶ **(212)-247-5202**

- If the organization does not have an office or place of business in the United States, check this box
- If this is for a Group Return, enter the organization's four digit Group Exemption Number (GEN) _____. If this is for the whole group, check this box . If it is for part of the group, check this box and attach a list with the names and EINs of all members the extension is for.

1 I request an automatic 3-month (6 months for a corporation required to file Form 990-T) extension of time until **AUGUST 15, 2013**, to file the exempt organization return for the organization named above. The extension is for the organization's return for:
▶ calendar year **2012** or
▶ tax year beginning _____, and ending _____.

2 If the tax year entered in line 1 is for less than 12 months, check reason: Initial return Final return
 Change in accounting period

3a If this application is for Form 990-BL, 990-PF, 990-T, 4720, or 6069, enter the tentative tax, less any nonrefundable credits. See instructions.	3a	\$	50,000.
b If this application is for Form 990-PF, 990-T, 4720, or 6069, enter any refundable credits and estimated tax payments made. Include any prior year overpayment allowed as a credit.	3b	\$	50,000.
c Balance due. Subtract line 3b from line 3a. Include your payment with this form, if required, by using EFTPS (Electronic Federal Tax Payment System). See instructions.	3c	\$	0.

Caution. If you are going to make an electronic fund withdrawal with this Form 8868, see Form 8453-EO and Form 8879-EO for payment instructions.

LHA **For Privacy Act and Paperwork Reduction Act Notice, see instructions.**

If you are filing for an **Additional (Not Automatic) 3-Month Extension**, complete only Part II and check this box **X**

Note. Only complete Part II if you have already been granted an automatic 3-month extension on a previously filed Form 8868.

If you are filing for an **Automatic 3-Month Extension**, complete only Part I (on page 1).

Part II Additional (Not Automatic) 3-Month Extension of Time. Only file the original (no copies needed).

		Enter filer's identifying number, see instructions	
Type or print File by the due date for filing your return. See instructions	Name of exempt organization or other filer, see instructions THE INMAAT FOUNDATION C/O: ALFRED CAVALLERO, ESQ.		Employer identification number (EIN) or 45-3814655
	Number, street, and room or suite no. If a P.O. box, see instructions. ONE ROCKEFELLER PLAZA, NO. 321		Social security number (SSN)
	City, town or post office, state, and ZIP code. For a foreign address, see instructions. NEW YORK, NY 10020		

Enter the Return code for the return that this application is for (file a separate application for each return) 04

Application Is For	Return Code	Application Is For	Return Code
Form 990 or Form 990-EZ	01		
Form 990-BL	02	Form 1041-A	08
Form 4720 (individual)	03	Form 4720	09
Form 990-PF	04	Form 5227	10
Form 990-T (sec. 401(a) or 408(a) trust)	05	Form 6069	11
Form 990-T (trust other than above)	06	Form 8870	12

STOP! Do not complete Part II if you were not already granted an automatic 3-month extension on a previously filed Form 8868.

ALFRED CAVALLERO, ESQ.

The books are in the care of **ONE ROCKEFELLER PLAZA, SUITE 321 - NEW YORK, NY 10020**

Telephone No. **(212)-977-3535** FAX No. **(212)-247-5202**

If the organization does not have an office or place of business in the United States, check this box

If this is for a Group Return, enter the organization's four digit Group Exemption Number (GEN) . If this is for the whole group, check this box . If it is for part of the group, check this box and attach a list with the names and EINs of all members the extension is for.

4 I request an additional 3-month extension of time until **NOVEMBER 15, 2013.**

5 For calendar year **2012**, or other tax year beginning _____, and ending _____.

6 If the tax year entered in line 5 is for less than 12 months, check reason: Initial return Final return
 Change in accounting period

7 State in detail why you need the extension

ADDITIONAL TIME IS REQUIRED TO ACCUMULATE THE NECESSARY INFORMATION NEEDED TO FILE A COMPLETE AND ACCURATE RETURN.

8a If this application is for Form 990-BL, 990-PF, 990-T, 4720, or 6069, enter the tentative tax, less any nonrefundable credits. See instructions.	8a	\$	50,000.
b If this application is for Form 990-PF, 990-T, 4720, or 6069, enter any refundable credits and estimated tax payments made. Include any prior year overpayment allowed as a credit and any amount paid previously with Form 8868.	8b	\$	50,000.
c Balance due. Subtract line 8b from line 8a. Include your payment with this form, if required, by using EFTPS (Electronic Federal Tax Payment System). See instructions.	8c	\$	0.

Signature and Verification must be completed for Part II only.

Under penalties of perjury, I declare that I have examined this form, including accompanying schedules and statements, and to the best of my knowledge and belief, it is true, correct, and complete, and that I am authorized to prepare this form.

Signature **Baron McLarty** Title **CPA**

Date **8/7/13**
Form 8868 (Rev. 1-2013)