



See a Social Security Number? Say Something!
Report Privacy Problems to <https://public.resource.org/privacy>
Or call the IRS Identity Theft Hotline at 1-800-908-4490



Form **990-PF**

Department of the Treasury
Internal Revenue Service

Return of Private Foundation
or Section 4947(a)(1) Nonexempt Charitable Trust
Treated as a Private Foundation

Note. The foundation may be able to use a copy of this return to satisfy state reporting requirements







OMB No 1545-0052

2012

Open to Public Inspection

For calendar year 2012, or tax year beginning 01-01-2012 , and ending 12-31-2012

Name of foundation IDA KORAN TRUST 25641470		A Employer identification number 41-6124022	
Number and street (or P O box number if mail is not delivered to street address) P O BOX 64713 TRUST TAX SERVICES		B Telephone number (see instructions) (612) 303-3259	
City or town, state, and ZIP code ST PAUL, MN 551640713		C If exemption application is pending, check here <input type="checkbox"/>	
G Check all that apply <div><input type="checkbox"/> Initial return <input type="checkbox"/> Final return <input type="checkbox"/> Address change</div> <div><input type="checkbox"/> Initial return of a former public charity <input type="checkbox"/> Amended return <input type="checkbox"/> Name change</div>		D 1. Foreign organizations, check here <input type="checkbox"/> 2. Foreign organizations meeting the 85% test, check here and attach computation <input type="checkbox"/>	
H Check type of organization <input checked="" type="checkbox"/> Section 501(c)(3) exempt private foundation <input type="checkbox"/> Section 4947(a)(1) nonexempt charitable trust <input type="checkbox"/> Other taxable private foundation		E If private foundation status was terminated under section 507(b)(1)(A), check here <input type="checkbox"/> F If the foundation is in a 60-month termination under section 507(b)(1)(B), check here <input type="checkbox"/>	
I Fair market value of all assets at end of year (from Part II, col. (c), line 16) <input checked="" type="checkbox"/> \$ 40,961,033		J Accounting method <input type="checkbox"/> Cash <input type="checkbox"/> Accrual <input type="checkbox"/> Other (specify) _____ (Part I, column (d) must be on cash basis.)	

Part I Analysis of Revenue and Expenses (The total of amounts in columns (b), (c), and (d) may not necessarily equal the amounts in column (a) (see instructions))		(a) Revenue and expenses per books	(b) Net investment income	(c) Adjusted net income	(d) Disbursements for charitable purposes (cash basis only)
Revenue	1	Contributions, gifts, grants, etc , received (attach schedule)			
	2	Check <input checked="" type="checkbox"/> if the foundation is not required to attach Sch B			
	3	Interest on savings and temporary cash investments			
	4	Dividends and interest from securities.	952,638	952,638	
	5a	Gross rents	770	770	
	b	Net rental income or (loss) _____ 770			
	6a	Net gain or (loss) from sale of assets not on line 10	2,463,094		
	b	Gross sales price for all assets on line 6a _____ 16,623,949			
	7	Capital gain net income (from Part IV, line 2)		2,463,094	
	8	Net short-term capital gain			0
	9	Income modifications			
	10a	Gross sales less returns and allowances			
Operating and Administrative Expenses	b	Less Cost of goods sold			
	c	Gross profit or (loss) (attach schedule)			
	11	Other income (attach schedule)	 82,033	18,733	
	12	Total. Add lines 1 through 11	3,498,535	3,435,235	
	13	Compensation of officers, directors, trustees, etc	225,460	168,545	56,915
	14	Other employee salaries and wages	34,806	3,481	0 31,325
	15	Pension plans, employee benefits		0	0
	16a	Legal fees (attach schedule)	 39,526	19,763	0 19,763
	b	Accounting fees (attach schedule)			
	c	Other professional fees (attach schedule)	 99,918		99,918
	17	Interest			0
	18	Taxes (attach schedule) (see instructions)	 119,742	17,042	0
	19	Depreciation (attach schedule) and depletion	 185	185	
	20	Occupancy			
	21	Travel, conferences, and meetings		0	0
	22	Printing and publications		0	0
	23	Other expenses (attach schedule)	 22,418	8,574	13,844
	24	Total operating and administrative expenses. Add lines 13 through 23	542,055	217,590	0 221,765
	25	Contributions, gifts, grants paid	1,638,753		1,638,753
	26	Total expenses and disbursements. Add lines 24 and 25	2,180,808	217,590	0 1,860,518
	27	Subtract line 26 from line 12			
	a	Excess of revenue over expenses and disbursements	1,317,727		
	b	Net investment income (if negative, enter -0-)		3,217,645	
	c	Adjusted net income (if negative, enter -0-)			0

Part II Balance Sheets		Attached schedules and amounts in the description column should be for end-of-year amounts only (See instructions)	Beginning of year	End of year	
			(a) Book Value	(b) Book Value	(c) Fair Market Value
Assets	1	Cash—non-interest-bearing	77,815	93,722	93,722
	2	Savings and temporary cash investments	323,004	1,347,632	1,347,632
	3	Accounts receivable ▶ _____ Less allowance for doubtful accounts ▶ _____		0	0
	4	Pledges receivable ▶ _____ Less allowance for doubtful accounts ▶ _____			
	5	Grants receivable			
	6	Receivables due from officers, directors, trustees, and other disqualified persons (attach schedule) (see page 15 of the instructions)			
	7	Other notes and loans receivable (attach schedule) ▶ _____ Less allowance for doubtful accounts ▶ _____ 0			
	8	Inventories for sale or use			
	9	Prepaid expenses and deferred charges			
	10a	Investments—U S and state government obligations (attach schedule)	899,139	749,349	789,447
	b	Investments—corporate stock (attach schedule)	18,982,181	18,121,069	22,834,045
	c	Investments—corporate bonds (attach schedule).	6,493,568	6,713,464	7,073,700
	11	Investments—land, buildings, and equipment basis ▶ _____ Less accumulated depreciation (attach schedule) ▶ _____			
	12	Investments—mortgage loans			
	13	Investments—other (attach schedule)	7,075,103	8,057,736	8,754,298
	14	Land, buildings, and equipment basis ▶ _____ 30,971 Less accumulated depreciation (attach schedule) ▶ _____ 185	20,781	30,786	
15	Other assets (describe ▶ _____)	20,872	68,189	68,189	
16	Total assets (to be completed by all filers—see the instructions Also, see page 1, item I)	33,892,463	35,181,947	40,961,033	
Liabilities	17	Accounts payable and accrued expenses			
	18	Grants payable			
	19	Deferred revenue			
	20	Loans from officers, directors, trustees, and other disqualified persons			
	21	Mortgages and other notes payable (attach schedule)			
	22	Other liabilities (describe ▶ _____)			
	23	Total liabilities (add lines 17 through 22)		0	
Net Assets or Fund Balances	Foundations that follow SFAS 117, check here ▶ <input type="checkbox"/> and complete lines 24 through 26 and lines 30 and 31.				
	24	Unrestricted			
	25	Temporarily restricted			
	26	Permanently restricted			
	Foundations that do not follow SFAS 117, check here ▶ <input checked="" type="checkbox"/> and complete lines 27 through 31.				
	27	Capital stock, trust principal, or current funds	2,514,664	2,514,664	
	28	Paid-in or capital surplus, or land, bldg , and equipment fund			
	29	Retained earnings, accumulated income, endowment, or other funds	31,377,799	32,667,283	
	30	Total net assets or fund balances (see page 17 of the instructions)	33,892,463	35,181,947	
	31	Total liabilities and net assets/fund balances (see page 17 of the instructions)	33,892,463	35,181,947	

Part III Analysis of Changes in Net Assets or Fund Balances		
1	Total net assets or fund balances at beginning of year—Part II, column (a), line 30 (must agree with end-of-year figure reported on prior year’s return)	1 33,892,463
2	Enter amount from Part I, line 27a	2 1,317,727
3	Other increases not included in line 2 (itemize) ▶ _____	3 0
4	Add lines 1, 2, and 3	4 35,210,190
5	Decreases not included in line 2 (itemize) ▶ _____	5 28,243
6	Total net assets or fund balances at end of year (line 4 minus line 5)—Part II, column (b), line 30	6 35,181,947

Part IV Capital Gains and Losses for Tax on Investment Income

(a) List and describe the kind(s) of property sold (e g , real estate, 2-story brick warehouse, or common stock, 200 shs MLC Co)		(b) How acquired P—Purchase D—Donation	(c) Date acquired (mo , day, yr)	(d) Date sold (mo , day, yr)
1a	See Additional Data Table			
b				
c				
d				
e				

(e) Gross sales price	(f) Depreciation allowed (or allowable)	(g) Cost or other basis plus expense of sale	(h) Gain or (loss) (e) plus (f) minus (g)
a See Additional Data Table			
b			
c			
d			
e			

Complete only for assets showing gain in column (h) and owned by the foundation on 12/31/69

(i) F M V as of 12/31/69	(j) Adjusted basis as of 12/31/69	(k) Excess of col (i) over col (j), if any	(l) Gains (Col (h) gain minus col (k), but not less than -0-) or Losses (from col (h))
a See Additional Data Table			
b			
c			
d			
e			

2 Capital gain net income or (net capital loss)	{ If gain, also enter in Part I, line 7 If (loss), enter -0- in Part I, line 7 }	2	2,463,094
3 Net short-term capital gain or (loss) as defined in sections 1222(5) and (6) If gain, also enter in Part I, line 8, column (c) (see instructions) If (loss), enter -0- in Part I, line 8		3	

Part V Qualification Under Section 4940(e) for Reduced Tax on Net Investment Income

(For optional use by domestic private foundations subject to the section 4940(a) tax on net investment income)

If section 4940(d)(2) applies, leave this part blank

Was the foundation liable for the section 4942 tax on the distributable amount of any year in the base period? ☐ Yes ☒ No

If "Yes," the foundation does not qualify under section 4940(e) Do not complete this part

1 Enter the appropriate amount in each column for each year, see page 18 of the instructions before making any entries

(a) Base period years Calendar year (or tax year beginning in)	(b) Adjusted qualifying distributions	(c) Net value of noncharitable-use assets	(d) Distribution ratio (col (b) divided by col (c))
2011	2,154,161	38,511,357	0 055936
2010	2,235,748	36,656,137	0 060992
2009	2,240,777	33,775,040	0 066344
2008	2,138,464	38,012,815	0 056256
2007	1,996,081	41,994,051	0 047532

2 Total of line 1, column (d).	2	0 28706
3 Average distribution ratio for the 5-year base period—divide the total on line 2 by 5, or by the number of years the foundation has been in existence if less than 5 years	3	0 057412
4 Enter the net value of noncharitable-use assets for 2012 from Part X, line 5.	4	39,492,787
5 Multiply line 4 by line 3.	5	2,267,360
6 Enter 1% of net investment income (1% of Part I, line 27b).	6	32,176
7 Add lines 5 and 6.	7	2,299,536
8 Enter qualifying distributions from Part XII, line 4.	8	2,284,868

If line 8 is equal to or greater than line 7, check the box in Part VI, line 1b, and complete that part using a 1% tax rate See
the Part VI instructions

Part VIExcise Tax Based on Investment Income (Section 4940(a), 4940(b), 4940(e), or 4948—see page 18 of the instructions)

1a		Exempt operating foundations described in section 4940(d)(2), check here <input type="checkbox"/> and enter "N/A" on line 1				
		Date of ruling or determination letter _____ (attach copy of letter if necessary—see instructions)				
b		Domestic foundations that meet the section 4940(e) requirements in Part V, check here <input type="checkbox"/> and enter 1% of Part I, line 27b		1	64,353	
c		All other domestic foundations enter 2% of line 27b Exempt foreign organizations enter 4% of Part I, line 12, col (b)				
2		Tax under section 511 (domestic section 4947(a)(1) trusts and taxable foundations only Others enter -0-)		2	0	
3		Add lines 1 and 2.		3	64,353	
4		Subtitle A (income) tax (domestic section 4947(a)(1) trusts and taxable foundations only Others enter -0-)		4	0	
5		Tax based on investment income. Subtract line 4 from line 3 If zero or less, enter -0-		5	64,353	
6		Credits/Payments				
a		2012 estimated tax payments and 2011 overpayment credited to 2012	6a	69,490		
b		Exempt foreign organizations—tax withheld at source	6b			
c		Tax paid with application for extension of time to file (Form 8868)	6c	11,000		
d		Backup withholding erroneously withheld	6d			
7		Total credits and payments Add lines 6a through 6d.		7	80,490	
8		Enter any penalty for underpayment of estimated tax Check here <input checked="" type="checkbox"/> if Form 2220 is attached		8	0	
9		Tax due. If the total of lines 5 and 8 is more than line 7, enter amount owed		9		
10		Overpayment. If line 7 is more than the total of lines 5 and 8, enter the amount overpaid.		10	16,137	
11		Enter the amount of line 10 to be Credited to 2013 estimated tax	16,137	Refunded	11	0

Part VII-AStatements Regarding Activities

1a	During the tax year, did the foundation attempt to influence any national, state, or local legislation or did it participate or intervene in any political campaign?		Yes	No
		1a		No
b	Did it spend more than \$100 during the year (either directly or indirectly) for political purposes (see page 19 of the instructions for definition)?			No
	If the answer is "Yes" to 1a or 1b, attach a detailed description of the activities and copies of any materials published or distributed by the foundation in connection with the activities.			
c	Did the foundation file Form 1120-POL for this year?.	1c		No
d	Enter the amount (if any) of tax on political expenditures (section 4955) imposed during the year (1) On the foundation \$ _____ (2) On foundation managers \$ _____			
e	Enter the reimbursement (if any) paid by the foundation during the year for political expenditure tax imposed on foundation managers \$ _____			
2	Has the foundation engaged in any activities that have not previously been reported to the IRS?	2		No
	If "Yes," attach a detailed description of the activities.			
3	Has the foundation made any changes, not previously reported to the IRS, in its governing instrument, articles of incorporation, or bylaws, or other similar instruments? If "Yes," attach a conformed copy of the changes	3		No
4a	Did the foundation have unrelated business gross income of \$1,000 or more during the year?.	4a		No
b	If "Yes," has it filed a tax return on Form 990-T for this year?.	4b		
5	Was there a liquidation, termination, dissolution, or substantial contraction during the year?	5		No
	If "Yes," attach the statement required by General Instruction T.			
6	Are the requirements of section 508(e) (relating to sections 4941 through 4945) satisfied either <ul style="list-style-type: none">By language in the governing instrument, orBy state legislation that effectively amends the governing instrument so that no mandatory directions that conflict with the state law remain in the governing instrument?	6	Yes	
7	Did the foundation have at least \$5,000 in assets at any time during the year? If "Yes," complete Part II, col (c), and Part XV	7	Yes	
8a	Enter the states to which the foundation reports or with which it is registered (see instructions) MN _____			
b	If the answer is "Yes" to line 7, has the foundation furnished a copy of Form 990-PF to the Attorney General (or designate) of each state as required by General Instruction G? If "No," attach explanation .	8b	Yes	
9	Is the foundation claiming status as a private operating foundation within the meaning of section 4942(j)(3) or 4942(j)(5) for calendar year 2012 or the taxable year beginning in 2012 (see instructions for Part XIV)? If "Yes," complete Part XIV	9		No
10	Did any persons become substantial contributors during the tax year? If "Yes," attach a schedule listing their names and addresses	10		No

Part VII-A

Statements Regarding Activities *(continued)*

11	At any time during the year, did the foundation, directly or indirectly, own a controlled entity within the meaning of section 512(b)(13)? If "Yes," attach schedule (see instructions).	11		No
12	Did the foundation make a distribution to a donor advised fund over which the foundation or a disqualified person had advisory privileges? If "Yes," attach statement (see instructions)	12		No
13	Did the foundation comply with the public inspection requirements for its annual returns and exemption application?	13	Yes	
Website address				
14	The books are in care of US BANK NA Telephone no (612) 303-3259 Located at 800 NICOLLETT MALL MINNEAPOLIS MN ZIP +4 55402			
15	Section 4947(a)(1) nonexempt charitable trusts filing Form 990-PF in lieu of Form 1041 —Check here and enter the amount of tax-exempt interest received or accrued during the year.	15		
16	At any time during calendar year 2012, did the foundation have an interest in or a signature or other authority over a bank, securities, or other financial account in a foreign country?	16		No
See instructions for exceptions and filing requirements for Form TD F 90-22.1 If "Yes", enter the name of the foreign country				

Part VII-B

Statements Regarding Activities for Which Form 4720 May Be Required

File Form 4720 if any item is checked in the "Yes" column, unless an exception applies.			Yes	No
1a	During the year did the foundation (either directly or indirectly) (1) Engage in the sale or exchange, or leasing of property with a disqualified person? (2) Borrow money from, lend money to, or otherwise extend credit to (or accept it from) a disqualified person? (3) Furnish goods, services, or facilities to (or accept them from) a disqualified person? (4) Pay compensation to, or pay or reimburse the expenses of, a disqualified person? (5) Transfer any income or assets to a disqualified person (or make any of either available for the benefit or use of a disqualified person)? (6) Agree to pay money or property to a government official? (Exception. Check "No" if the foundation agreed to make a grant to or to employ the official for a period after termination of government service, if terminating within 90 days).	<input type="checkbox"/> Yes <input checked="" type="checkbox"/> No		
b	If any answer is "Yes" to 1a(1)–(6), did any of the acts fail to qualify under the exceptions described in Regulations section 53.4941(d)-3 or in a current notice regarding disaster assistance (see page 20 of the instructions)? Organizations relying on a current notice regarding disaster assistance check here.		1b	No
c	Did the foundation engage in a prior year in any of the acts described in 1a, other than excepted acts, that were not corrected before the first day of the tax year beginning in 2012?		1c	No
2	Taxes on failure to distribute income (section 4942) (does not apply for years the foundation was a private operating foundation defined in section 4942(j)(3) or 4942(j)(5))			
a	At the end of tax year 2012, did the foundation have any undistributed income (lines 6d and 6e, Part XIII) for tax year(s) beginning before 2012? If "Yes," list the years 20 , 20 , 20 , 20	<input type="checkbox"/> Yes <input checked="" type="checkbox"/> No		
b	Are there any years listed in 2a for which the foundation is not applying the provisions of section 4942(a)(2) (relating to incorrect valuation of assets) to the year's undistributed income? (If applying section 4942(a)(2) to all years listed, answer "No" and attach statement—see instructions).		2b	
c	If the provisions of section 4942(a)(2) are being applied to any of the years listed in 2a, list the years here 20 , 20 , 20 , 20			
3a	Did the foundation hold more than a 2% direct or indirect interest in any business enterprise at any time during the year?	<input type="checkbox"/> Yes <input checked="" type="checkbox"/> No		
b	If "Yes," did it have excess business holdings in 2012 as a result of (1) any purchase by the foundation or disqualified persons after May 26, 1969, (2) the lapse of the 5-year period (or longer period approved by the Commissioner under section 4943(c)(7)) to dispose of holdings acquired by gift or bequest, or (3) the lapse of the 10-, 15-, or 20-year first phase holding period? (Use Schedule C, Form 4720, to determine if the foundation had excess business holdings in 2012.).		3b	
4a	Did the foundation invest during the year any amount in a manner that would jeopardize its charitable purposes?		4a	No
b	Did the foundation make any investment in a prior year (but after December 31, 1969) that could jeopardize its charitable purpose that had not been removed from jeopardy before the first day of the tax year beginning in 2012?		4b	No

Part VII-B

Statements Regarding Activities for Which Form 4720 May Be Required (continued)

5a	During the year did the foundation pay or incur any amount to			
	(1) Carry on propaganda, or otherwise attempt to influence legislation (section 4945(e))?	<input type="checkbox"/> Yes <input checked="" type="checkbox"/> No		
	(2) Influence the outcome of any specific public election (see section 4955), or to carry on, directly or indirectly, any voter registration drive?	<input type="checkbox"/> Yes <input checked="" type="checkbox"/> No		
	(3) Provide a grant to an individual for travel, study, or other similar purposes?	<input checked="" type="checkbox"/> Yes <input type="checkbox"/> No		
	(4) Provide a grant to an organization other than a charitable, etc , organization described in section 509(a)(1), (2), or (3), or section 4940(d)(2)? (see instructions).	<input type="checkbox"/> Yes <input checked="" type="checkbox"/> No		
	(5) Provide for any purpose other than religious, charitable, scientific, literary, or educational purposes, or for the prevention of cruelty to children or animals?	<input type="checkbox"/> Yes <input checked="" type="checkbox"/> No		
b	If any answer is "Yes" to 5a(1)–(5), did any of the transactions fail to qualify under the exceptions described in Regulations section 53.4945 or in a current notice regarding disaster assistance (see instructions)?	5b		No
	Organizations relying on a current notice regarding disaster assistance check here.	<input type="checkbox"/>		
c	If the answer is "Yes" to question 5a(4), does the foundation claim exemption from the tax because it maintained expenditure responsibility for the grant?	<input type="checkbox"/> Yes <input type="checkbox"/> No		
	If "Yes," attach the statement required by Regulations section 53.4945–5(d).			
6a	Did the foundation, during the year, receive any funds, directly or indirectly, to pay premiums on a personal benefit contract?	<input type="checkbox"/> Yes <input checked="" type="checkbox"/> No		
b	Did the foundation, during the year, pay premiums, directly or indirectly, on a personal benefit contract?	6b		No
	If "Yes" to 6b, file Form 8870.			
7a	At any time during the tax year, was the foundation a party to a prohibited tax shelter transaction?	<input type="checkbox"/> Yes <input checked="" type="checkbox"/> No		
b	If yes, did the foundation receive any proceeds or have any net income attributable to the transaction?	7b		


Part VIII

Information About Officers, Directors, Trustees, Foundation Managers, Highly Paid Employees, and Contractors

1 List all officers, directors, trustees, foundation managers and their compensation (see instructions).				
(a) Name and address	(b) Title, and average hours per week devoted to position	(c) Compensation (If not paid, enter -0-)	(d) Contributions to employee benefit plans and deferred compensation	(e) Expense account, other allowances
STANLEY OSBORN	TRUSTEE	0		
360 ORONO ORCHARD RD	1			
WAYZATA,MN 553919693				
DIANA D LEWIS	TRUSTEE	0		
7313 HAGEN WAY	1			
NAPLES,FL 34113				
US BANK NA	TRUSTEE	225,460		
800 NICOLLETT MALL	8			
MINNEAPOLIS,MN 55402				
2 Compensation of five highest-paid employees (other than those included on line 1—see instructions). If none, enter "NONE."				
(a) Name and address of each employee paid more than \$50,000	(b) Title, and average hours per week devoted to position	(c) Compensation	(d) Contributions to employee benefit plans and deferred compensation	(e) Expense account, other allowances
NONE				
Total number of other employees paid over \$50,000.				0

Part VIII

Information About Officers, Directors, Trustees, Foundation Managers, Highly Paid Employees, and Contractors (continued)

3 Five highest-paid independent contractors for professional services (see instructions). If none, enter "NONE".		
(a) Name and address of each person paid more than \$50,000	(b) Type of service	(c) Compensation
NONE		
Total number of others receiving over \$50,000 for professional services. 		0


Part IX-A

Summary of Direct Charitable Activities

List the foundation's four largest direct charitable activities during the tax year. Include relevant statistical information such as the number of organizations and other beneficiaries served, conferences convened, research papers produced, etc.	Expenses
1	
2	
3	
4	

Part IX-B

Summary of Program-Related Investments (see instructions)

Describe the two largest program-related investments made by the foundation during the tax year on lines 1 and 2	Amount
1HARDSHIP LOANS TO EMPLOYEES OF ECOLAB - LOANS ARE ACCORDING TO APPROVED CRITERIA	92,650
2STUDENT LOANS TO DEPENDENTS OF ECOLAB EMPLOYEES - GRANTED ACCORDING TO APPROVED CRITERIA	331,700
All other program-related investments See page 24 of the instructions	
3	
Total. Add lines 1 through 3. 	424,350

Part X

Minimum Investment Return (All domestic foundations must complete this part. Foreign foundations, see instructions.)

1	Fair market value of assets not used (or held for use) directly in carrying out charitable, etc , purposes		
a	Average monthly fair market value of securities.	1a	31,485,438
b	Average of monthly cash balances.	1b	790,540
c	Fair market value of all other assets (see instructions).	1c	7,818,222
d	Total (add lines 1a, b, and c).	1d	40,094,200
e	Reduction claimed for blockage or other factors reported on lines 1a and 1c (attach detailed explanation).	1e	0
2	Acquisition indebtedness applicable to line 1 assets.	2	0
3	Subtract line 2 from line 1d.	3	40,094,200
4	Cash deemed held for charitable activities Enter 1 1/2% of line 3 (for greater amount, see instructions).	4	601,413
5	Net value of noncharitable-use assets. Subtract line 4 from line 3 Enter here and on Part V, line 4	5	39,492,787
6	Minimum investment return. Enter 5% of line 5.	6	1,974,639

Part XI

Distributable Amount (see instructions) (Section 4942(j)(3) and (j)(5) private operating foundations and certain foreign organizations check here ☐ and do not complete this part.)

1	Minimum investment return from Part X, line 6.	1	1,974,639
2a	Tax on investment income for 2012 from Part VI, line 5.	2a	64,353
b	Income tax for 2012 (This does not include the tax from Part VI).	2b	
c	Add lines 2a and 2b.	2c	64,353
3	Distributable amount before adjustments Subtract line 2c from line 1.	3	1,910,286
4	Recoveries of amounts treated as qualifying distributions.	4	462,589
5	Add lines 3 and 4.	5	2,372,875
6	Deduction from distributable amount (see instructions).	6	0
7	Distributable amount as adjusted Subtract line 6 from line 5 Enter here and on Part XIII, line 1.	7	2,372,875

Part XII

Qualifying Distributions (see instructions)

1	Amounts paid (including administrative expenses) to accomplish charitable, etc , purposes		
a	Expenses, contributions, gifts, etc —total from Part I, column (d), line 26.	1a	1,860,518
b	Program-related investments—total from Part IX-B.	1b	424,350
2	Amounts paid to acquire assets used (or held for use) directly in carrying out charitable, etc , purposes.	2	0
3	Amounts set aside for specific charitable projects that satisfy the		
a	Suitability test (prior IRS approval required).	3a	0
b	Cash distribution test (attach the required schedule).	3b	0
4	Qualifying distributions. Add lines 1a through 3b Enter here and on Part V, line 8, and Part XIII, line 4	4	2,284,868
5	Foundations that qualify under section 4940(e) for the reduced rate of tax on net investment income Enter 1% of Part I, line 27b (see instructions).	5	0
6	Adjusted qualifying distributions. Subtract line 5 from line 4.	6	2,284,868
Note: The amount on line 6 will be used in Part V, column (b), in subsequent years when calculating whether the foundation qualifies for the section 4940(e) reduction of tax in those years			

Part XIII

Undistributed Income (see instructions)

	(a) Corpus	(b) Years prior to 2011	(c) 2011	(d) 2012
1 Distributable amount for 2012 from Part XI, line 7				2,372,875
2 Undistributed income, if any, as of the end of 2012				
a Enter amount for 2011 only.			1,747,481	
b Total for prior years 20__, 20__, 20__		0		
3 Excess distributions carryover, if any, to 2012				
a From 2007.				0
b From 2008.				0
c From 2009.				0
d From 2010.				0
e From 2011.				0
f Total of lines 3a through e.	0			
4 Qualifying distributions for 2012 from Part XII, line 4 ▶ \$ 2,284,868				
a Applied to 2011, but not more than line 2a			1,747,481	
b Applied to undistributed income of prior years (Election required—see instructions).		0		
c Treated as distributions out of corpus (Election required—see instructions).	0			
d Applied to 2012 distributable amount.				537,387
e Remaining amount distributed out of corpus	0			
5 Excess distributions carryover applied to 2012 (If an amount appears in column (d), the same amount must be shown in column (a).)	0			0
6 Enter the net total of each column as indicated below:				
a Corpus Add lines 3f, 4c, and 4e Subtract line 5	0			
b Prior years' undistributed income Subtract line 4b from line 2b.		0		
c Enter the amount of prior years' undistributed income for which a notice of deficiency has been issued, or on which the section 4942(a) tax has been previously assessed.		0		
d Subtract line 6c from line 6b Taxable amount—see instructions		0		
e Undistributed income for 2011 Subtract line 4a from line 2a Taxable amount—see instructions			0	
f Undistributed income for 2012 Subtract lines 4d and 5 from line 1 This amount must be distributed in 2013.				1,835,488
7 Amounts treated as distributions out of corpus to satisfy requirements imposed by section 170(b)(1)(F) or 4942(g)(3) (see instructions).	0			
8 Excess distributions carryover from 2007 not applied on line 5 or line 7 (see instructions). . . .	0			
9 Excess distributions carryover to 2013. Subtract lines 7 and 8 from line 6a.	0			
10 Analysis of line 9				
a Excess from 2008. . . .				0
b Excess from 2009. . . .				0
c Excess from 2010. . . .				0
d Excess from 2011. . . .				0
e Excess from 2012. . . .				0

Part XIVPrivate Operating Foundations (see instructions and Part VII-A, question 9)

1a

If the foundation has received a ruling or determination letter that it is a private operating foundation, and the ruling is effective for 2012, enter the date of the ruling.

b

Check box to indicate whether the organization is a private operating foundation described in section 4942(j)(3) or 4942(j)(5)

☐ 4942(j)(3) or ☐ 4942(j)(5)

2a	Enter the lesser of the adjusted net income from Part I or the minimum investment return from Part X for each year listed.	Tax year	Prior 3 years			(e) Total
		(a) 2012	(b) 2011	(c) 2010	(d) 2009	
b	85% of line 2a					
c	Qualifying distributions from Part XII, line 4 for each year listed.					
d	Amounts included in line 2c not used directly for active conduct of exempt activities.					
e	Qualifying distributions made directly for active conduct of exempt activities. Subtract line 2d from line 2c.					
3	Complete 3a, b, or c for the alternative test relied upon					
a	"Assets" alternative test—enter					
	(1) Value of all assets					
	(2) Value of assets qualifying under section 4942(j)(3)(B)(i)					
b	"Endowment" alternative test— enter 2/3 of minimum investment return shown in Part X, line 6 for each year listed.					
c	"Support" alternative test—enter					
	(1) Total support other than gross investment income (interest, dividends, rents, payments on securities loans (section 512(a)(5)), or royalties).					
	(2) Support from general public and 5 or more exempt organizations as provided in section 4942(j)(3)(B)(iii).					
	(3) Largest amount of support from an exempt organization					
	(4) Gross investment income					

Part XVSupplementary Information (Complete this part only if the organization had \$5,000 or more in assets at any time during the year—see instructions.)

1

Information Regarding Foundation Managers:

a

List any managers of the foundation who have contributed more than 2% of the total contributions received by the foundation before the close of any tax year (but only if they have contributed more than \$5,000) (See section 507(d)(2))

NONE

b

List any managers of the foundation who own 10% or more of the stock of a corporation (or an equally large portion of the ownership of a partnership or other entity) of which the foundation has a 10% or greater interest

NONE

2

Information Regarding Contribution, Grant, Gift, Loan, Scholarship, etc., Programs:

Check here ☐ if the foundation only makes contributions to preselected charitable organizations and does not accept unsolicited requests for funds. If the foundation makes gifts, grants, etc. (see instructions) to individuals or organizations under other conditions, complete items 2a, b, c, and d.

a

The name, address, and telephone number of the person to whom applications should be addressed

See Additional Data Table

b

The form in which applications should be submitted and information and materials they should include

See Additional Data Table

c

Any submission deadlines

See Additional Data Table

d

Any restrictions or limitations on awards, such as by geographical areas, charitable fields, kinds of institutions, or other factors

See Additional Data Table

Form 990-PF (2012)

3 Grants and Contributions Paid During the Year or Approved for Future Payment

Form **990-PF** (2012)

Enter gross amounts unless otherwise indicated

Part XVI-B Relationship of Activities to the Accomplishment of Exempt Purposes

Form **990-PF** (2012)

1 Did the organization directly or indirectly engage in any of the following with any other organization described in section 501(c) of the Code (other than section 501(c)(3) organizations) or in section 527, relating to political organizations?		Yes	No
a Transfers from the reporting foundation to a noncharitable exempt organization of			
(1) Cash.	1a(1)		No
(2) Other assets.	1a(2)		No
b Other transactions			
(1) Sales of assets to a noncharitable exempt organization.	1b(1)		No
(2) Purchases of assets from a noncharitable exempt organization.	1b(2)		No
(3) Rental of facilities, equipment, or other assets.	1b(3)		No
(4) Reimbursement arrangements.	1b(4)		No
(5) Loans or loan guarantees.	1b(5)		No
(6) Performance of services or membership or fundraising solicitations.	1b(6)		No
c Sharing of facilities, equipment, mailing lists, other assets, or paid employees.	1c		No
d If the answer to any of the above is "Yes," complete the following schedule. Column (b) should always show the fair market value of the goods, other assets, or services given by the reporting foundation. If the foundation received less than fair market value in any transaction or sharing arrangement, show in column (d) the value of the goods, other assets, or services received.			

[illegible]

2a Is the foundation directly or indirectly affiliated with, or related to, one or more tax-exempt organizations described in section 501(c) of the Code (other than section 501(c)(3)) or in section 527? ☐ Yes ☒ No

b If "Yes," complete the following schedule

(a) Name of organization	(b) Type of organization	(c) Description of relationship

**Sign
Here**

Under penalties of perjury, I declare that I have examined this return, including accompanying schedules and statements, and to the best of my knowledge and belief, it is true, correct, and complete. Declaration of preparer (other than taxpayer or fiduciary) is based on all information of which preparer has any knowledge.

*****	2013-07-25	*****	May the IRS discuss this return with the preparer shown below (see instr.)? <input type="checkbox"/> Yes <input checked="" type="checkbox"/> No
Signature of officer or trustee	Date	Title	

May the IRS discuss this return with the preparer shown below (see instr)? ☐ Yes ☐ No

**Paid
Preparer
Use Only**

Print/Type preparer's name	Preparer's Signature	Date	Check if self-employed <input type="checkbox"/>	PTIN
Firm's name <input type="checkbox"/> <hr/>			Firm's EIN <input type="checkbox"/>	
Firm's address <input type="checkbox"/> <hr/>			Phone no	

Form 990PF Part IV - Capital Gains and Losses for Tax on Investment Income - Columns a - d

(a) List and describe the kind(s) of property sold (e g , real estate, 2-story brick warehouse, or common stock, 200 shs MLC Co)	(b) How acquired P—Purchase D—Donation	(c) Date acquired (mo , day, yr)	(d) Date sold (mo , day, yr)
2388 ECOLAB INC	P	1967-03-12	2012-01-19
335 ISHARES MSCI EMERGING MKTS E T F	P	2010-12-27	2012-01-19
204 00047 ISHARES MSCI EMERGING MKTS E T F	P	2011-05-24	2012-01-19
1395 99953 ISHARES MSCI EMERGING MKTS E T F	P	2011-05-24	2012-01-19
2682 02283 NUVEEN EQUITY INDEX FUND CL I	P	2011-06-24	2012-01-19
10420 28217 NUVEEN EQUITY INDEX FUND CL I	P	2011-06-30	2012-01-19
2361 36 F H L M C GD E99030 4 500% 9/01/18	P	2003-12-18	2012-01-31
1789 51 F H L M C GD E01489 4 500% 11/01/18	P	2003-11-20	2012-01-31
2363 36 F H L M C GD E01537 4 500% 12/01/18	P	2004-01-08	2012-01-31
15 5 G N M A #564917 7 000% 10/15/31	P	2001-10-11	2012-01-31
144288 515 NUVEEN EQUITY INDEX FUND CL I	P	2005-04-25	2012-02-15
24 82 F N M A #252717 7 500% 9/01/29	P	2000-01-11	2012-02-25
753 15 F N M A #254983 5 500% 12/01/33	P	2003-11-19	2012-02-25
657 89 F N M A #254984 6 000% 12/01/33	P	2003-11-19	2012-02-25
1544 42 F N M A #255076 4 500% 1/01/19	P	2004-01-08	2012-02-25
310 65 F N M A #323681 7 000% 4/01/29	P	2000-01-11	2012-02-25
17 27 F N M A #772256 6 000% 11/01/33	P	2004-02-26	2012-02-25
10 82 F N M A #772130 6 000% 11/01/33	P	2004-02-26	2012-02-25
1518 97 F N M A #772641 5 000% 3/01/34	P	2005-03-04	2012-02-25
1693 25 F N M A #802488 5 500% 11/01/34	P	2005-03-02	2012-02-25
1990 61 F H L M C GD E99030 4 500% 9/01/18	P	2003-12-18	2012-03-15
1241 61 F H L M C GD E01489 4 500% 11/01/18	P	2003-11-20	2012-03-15
1757 45 F H L M C GD E01537 4 500% 12/01/18	P	2004-01-08	2012-03-15
15 6 G N M A #564917 7 000% 10/15/31	P	2001-10-11	2012-03-15
200000 CREDIT SUISSE MTN 5 400% 1/14/20	P	2010-03-04	2012-03-20
999 ISHARES MSCI EMERGING MKTS E T F	P	2010-12-27	2012-03-20
989 I SHARES MSCI EAFE INDEX FUND E T F	P	2008-01-28	2012-03-20
9550 483 NUVEEN EQUITY INDEX FUND CL I	P	2010-12-29	2012-03-20
6901 505 T ROWE PRICE INTL GR&INC FD	P	2005-02-10	2012-03-20
1607 SPDR DJ WILSHIRE INTERNATIONAL	P	2011-09-02	2012-03-20

Form 990PF Part IV - Capital Gains and Losses for Tax on Investment Income - Columns a - d

(a) List and describe the kind(s) of property sold (e g , real estate, 2-story brick warehouse, or common stock, 200 shs MLC Co)	(b) How acquired P—Purchase D—Donation	(c) Date acquired (mo , day, yr)	(d) Date sold (mo , day, yr)
2817 897 LAUDUS INTL MARKETMASTERS FUND SEL	P	2008-05-07	2012-03-20
112 99 F N M A #252717 7 500% 9/01/29	P	2000-01-11	2012-03-25
1070 32 F N M A #254983 5 500% 12/01/33	P	2003-11-19	2012-03-25
688 92 F N M A #254984 6 000% 12/01/33	P	2003-11-19	2012-03-25
2076 76 F N M A #255076 4 500% 1/01/19	P	2004-01-08	2012-03-25
84 72 F N M A #323681 7 000% 4/01/29	P	2000-01-11	2012-03-25
17 39 F N M A #772256 6 000% 11/01/33	P	2004-02-26	2012-03-25
2118 81 F N M A #772130 6 000% 11/01/33	P	2004-02-26	2012-03-25
3265 45 F N M A #772641 5 000% 3/01/34	P	2005-03-04	2012-03-25
1917 87 F N M A #802488 5 500% 11/01/34	P	2005-03-02	2012-03-25
1427 95 F H L M C G D E99030 4 500% 9/01/18	P	2003-12-18	2012-04-15
1423 78 F H L M C G D E01489 4 500% 11/01/18	P	2003-11-20	2012-04-15
2344 97 F H L M C G D E01537 4 500% 12/01/18	P	2004-01-08	2012-04-15
15 8 G N M A #564917 7 000% 10/15/31	P	2001-10-11	2012-04-15
NET SETTLEMENT FROM CLASS ACTION SUIT			2012-04-17
50000 U S TREASURY NT 2 125% 2/29/16	P	2011-03-29	2012-04-19
100000 U S TREASURY NT 3 125% 5/15/21	P	2011-06-30	2012-04-19
383 F N M A #252717 7 500% 9/01/29	P	2000-01-11	2012-04-25
1442 84 F N M A #254983 5 500% 12/01/33	P	2003-11-19	2012-04-25
825 37 F N M A #254984 6 000% 12/01/33	P	2003-11-19	2012-04-25
1443 03 F N M A #255076 4 500% 1/01/19	P	2004-01-08	2012-04-25
1400 41 F N M A #323681 7 000% 4/01/29	P	2000-01-11	2012-04-25
17 29 F N M A #772256 6 000% 11/01/33	P	2004-02-26	2012-04-25
7 42 F N M A #772130 6 000% 11/01/33	P	2004-02-26	2012-04-25
2308 51 F N M A #772641 5 000% 3/01/34	P	2005-03-04	2012-04-25
1488 17 F N M A #802488 5 500% 11/01/34	P	2005-03-02	2012-04-25
NET SETTLEMENT FROM CLASS ACTION SUIT			2012-05-08
1886 59 F H L M C G D E99030 4 500% 9/01/18	P	2003-12-18	2012-05-15
1596 41 F H L M C G D E01489 4 500% 11/01/18	P	2003-11-20	2012-05-15
1724 1 F H L M C G D E01537 4 500% 12/01/18	P	2004-01-08	2012-05-15

Form 990PF Part IV - Capital Gains and Losses for Tax on Investment Income - Columns a - d

(a) List and describe the kind(s) of property sold (e g , real estate, 2-story brick warehouse, or common stock, 200 shs MLC Co)	(b) How acquired P—Purchase D—Donation	(c) Date acquired (mo , day, yr)	(d) Date sold (mo , day, yr)
17 99 G N M A #564917 7 000% 10/15/31	P	2001-10-11	2012-05-15
6179 ECOLAB INC	P	2011-03-28	2012-05-22
16061 928 HIGHLAND LONG SHORT EQUITY FD CL Z	P	2012-02-15	2012-05-22
120 07 F N M A #252717 7 500% 9/01/29	P	2000-01-11	2012-05-25
1129 91 F N M A #254983 5 500% 12/01/33	P	2003-11-19	2012-05-25
1052 45 F N M A #254984 6 000% 12/01/33	P	2003-11-19	2012-05-25
1531 21 F N M A #255076 4 500% 1/01/19	P	2004-01-08	2012-05-25
80 11 F N M A #323681 7 000% 4/01/29	P	2000-01-11	2012-05-25
21 23 F N M A #772256 6 000% 11/01/33	P	2004-02-26	2012-05-25
7 46 F N M A #772130 6 000% 11/01/33	P	2004-02-26	2012-05-25
2167 59 F N M A #772641 5 000% 3/01/34	P	2005-03-04	2012-05-25
6338 29 F N M A #802488 5 500% 11/01/34	P	2005-03-02	2012-05-25
50000 U S TREASURY NT 2 125% 2/29/16	P	2011-03-29	2012-06-04
2199 29 F H L M C GD E99030 4 500% 9/01/18	P	2003-12-18	2012-06-15
1527 12 F H L M C GD E01489 4 500% 11/01/18	P	2003-11-20	2012-06-15
1471 92 F H L M C GD E01537 4 500% 12/01/18	P	2004-01-08	2012-06-15
18 1 G N M A #564917 7 000% 10/15/31	P	2001-10-11	2012-06-15
416 ECOLAB INC	P	1967-03-12	2012-06-21
1953 674 NUVEEN REAL ESTATE SECS I	P	2011-09-07	2012-06-21
25 36 F N M A #252717 7 500% 9/01/29	P	2000-01-11	2012-06-25
1133 83 F N M A #254983 5 500% 12/01/33	P	2003-11-19	2012-06-25
902 96 F N M A #254984 6 000% 12/01/33	P	2003-11-19	2012-06-25
1704 46 F N M A #255076 4 500% 1/01/19	P	2004-01-08	2012-06-25
64 43 F N M A #323681 7 000% 4/01/29	P	2000-01-11	2012-06-25
17 48 F N M A #772256 6 000% 11/01/33	P	2004-02-26	2012-06-25
6 8 F N M A #772130 6 000% 11/01/33	P	2004-02-26	2012-06-25
1832 01 F N M A #772641 5 000% 3/01/34	P	2005-03-04	2012-06-25
1396 78 F N M A #802488 5 500% 11/01/34	P	2005-03-02	2012-06-25
723 IPATH DOW JONES UBS COMMODITY	P	2011-11-23	2012-07-09
2276 ECOLAB INC	P	1967-03-12	2012-07-09

Form 990PF Part IV - Capital Gains and Losses for Tax on Investment Income - Columns a - d

(a) List and describe the kind(s) of property sold (e g , real estate, 2-story brick warehouse, or common stock, 200 shs MLC Co)	(b) How acquired P—Purchase D—Donation	(c) Date acquired (mo , day, yr)	(d) Date sold (mo , day, yr)
3554 239 NUVEEN REAL ESTATE SECS I	P	2011-09-20	2012-07-09
3185 766 NUVEEN EQUITY INDEX FUND CL I	P	2012-06-29	2012-07-09
12227 592 NUVEEN EQUITY INDEX FUND CL I	P	2010-12-17	2012-07-09
2046 471 T ROWE PRICE SM CAP VAL	P	2003-12-31	2012-07-09
4142 693 LAUDUS INTL MARKETMASTERS FUND SEL	P	2012-02-15	2012-07-09
2214 04 F H L M C GD E99030 4 500% 9/01/18	P	2003-12-18	2012-07-15
1385 18 F H L M C GD E01489 4 500% 11/01/18	P	2003-11-20	2012-07-15
1628 58 F H L M C GD E01537 4 500% 12/01/18	P	2004-01-08	2012-07-15
18 21 G N M A #564917 7 000% 10/15/31	P	2001-10-11	2012-07-15
1211 IPATH DOW JONES UBS COMMODITY	P	2011-06-23	2012-07-20
1635 SPDR DJ WILSHIRE INTERNATIONAL	P	2011-09-02	2012-07-20
129 67 F N M A #252717 7 500% 9/01/29	P	2000-01-11	2012-07-25
1555 42 F N M A #254983 5 500% 12/01/33	P	2003-11-19	2012-07-25
1057 27 F N M A #254984 6 000% 12/01/33	P	2003-11-19	2012-07-25
1745 23 F N M A #255076 4 500% 1/01/19	P	2004-01-08	2012-07-25
55 98 F N M A #323681 7 000% 4/01/29	P	2000-01-11	2012-07-25
17 6 F N M A #772256 6 000% 11/01/33	P	2004-02-26	2012-07-25
7 54 F N M A #772130 6 000% 11/01/33	P	2004-02-26	2012-07-25
3044 26 F N M A #772641 5 000% 3/01/34	P	2005-03-04	2012-07-25
2907 84 F N M A #802488 5 500% 11/01/34	P	2005-03-02	2012-07-25
1719 ISHARES MSCI EMERGING MKTS E T F	P	2011-04-24	2012-08-06
1046 I SHARES MSCI EAFE INDEX FUND E T F	P	2012-02-15	2012-08-06
483 ISHARES JP MORGAN EM BOND FD	P	2011-09-07	2012-08-06
702 ISHARES IBOXX H Y CORP BOND	P	2010-10-23	2012-08-06
135454 689 NUVEEN EQUITY INDEX FUND CL I	P	2008-11-10	2012-08-06
27895 304 NUVEEN EQUITY INDEX FUND CL I	P	2010-06-28	2012-08-06
63425 885 NUVEEN EQUITY INDEX FUND CL I	P	2012-05-22	2012-08-06
25721 018 NUVEEN EQUITY INDEX FUND CL I	P	2009-03-27	2012-08-06
71214 408 NUVEEN EQUITY INDEX FUND CL I	P	2009-06-29	2012-08-06
22072 755 NUVEEN EQUITY INDEX FUND CL I	P	2011-06-24	2012-08-06

Form 990PF Part IV - Capital Gains and Losses for Tax on Investment Income - Columns a - d

(a) List and describe the kind(s) of property sold (e g , real estate, 2-story brick warehouse, or common stock, 200 shs MLC Co)	(b) How acquired P—Purchase D—Donation	(c) Date acquired (mo , day, yr)	(d) Date sold (mo , day, yr)
8276 7 NUVEEN EQUITY INDEX FUND CL I	P	2011-06-03	2012-08-06
5948 219 T ROWE PRICE INTL BOND FUND	P	2011-08-24	2012-08-06
1817 08 F H L M C GD E99030 4 500% 9/01/18	P	2003-12-18	2012-08-15
1105 66 F H L M C GD E01489 4 500% 11/01/18	P	2003-11-20	2012-08-15
1638 42 F H L M C GD E01537 4 500% 12/01/18	P	2004-01-08	2012-08-15
15 8 G N M A #564917 7 000% 10/15/31	P	2001-10-11	2012-08-15
1185 ECOLAB INC	P	2011-07-28	2012-08-20
5477 236 T ROWE PRICE INTL GR&INC FD	P	2005-02-10	2012-08-20
313 13 F N M A #252717 7 500% 9/01/29	P	2000-01-11	2012-08-25
1199 64 F N M A #254983 5 500% 12/01/33	P	2003-11-19	2012-08-25
475 62 F N M A #254984 6 000% 12/01/33	P	2003-11-19	2012-08-25
1498 44 F N M A #255076 4 500% 1/01/19	P	2004-01-08	2012-08-25
418 3 F N M A #323681 7 000% 4/01/29	P	2000-01-11	2012-08-25
1011 87 F N M A #772256 6 000% 11/01/33	P	2004-02-26	2012-08-25
7 59 F N M A #772130 6 000% 11/01/33	P	2004-02-26	2012-08-25
2131 22 F N M A #772641 5 000% 3/01/34	P	2005-03-04	2012-08-25
1692 17 F N M A #802488 5 500% 11/01/34	P	2005-03-02	2012-08-25
1376 45 F H L M C GD E99030 4 500% 9/01/18	P	2003-12-18	2012-09-15
1148 25 F H L M C GD E01489 4 500% 11/01/18	P	2003-11-20	2012-09-15
1539 16 F H L M C GD E01537 4 500% 12/01/18	P	2004-01-08	2012-09-15
322 22 G N M A #564917 7 000% 10/15/31	P	2001-10-11	2012-09-15
77 34 F N M A #252717 7 500% 9/01/29	P	2000-01-11	2012-09-25
1586 12 F N M A #254983 5 500% 12/01/33	P	2003-11-19	2012-09-25
1029 83 F N M A #254984 6 000% 12/01/33	P	2003-11-19	2012-09-25
1671 64 F N M A #255076 4 500% 1/01/19	P	2004-01-08	2012-09-25
71 53 F N M A #323681 7 000% 4/01/29	P	2000-01-11	2012-09-25
1512 44 F N M A #772256 6 000% 11/01/33	P	2004-02-26	2012-09-25
7 63 F N M A #772130 6 000% 11/01/33	P	2004-02-26	2012-09-25
2445 6 F N M A #772641 5 000% 3/01/34	P	2005-03-04	2012-09-25
3799 12 F N M A #802488 5 500% 11/01/34	P	2005-03-02	2012-09-25

Form 990PF Part IV - Capital Gains and Losses for Tax on Investment Income - Columns a - d

(a) List and describe the kind(s) of property sold (e g , real estate, 2-story brick warehouse, or common stock, 200 shs MLC Co)	(b) How acquired P—Purchase D—Donation	(c) Date acquired (mo , day, yr)	(d) Date sold (mo , day, yr)
5100 849 LAUDUS INTL MARKETMASTERS FUND SEL	P	2008-05-07	2012-09-26
1733 49 F H L M C GD E99030 4 500% 9/01/18	P	2003-12-18	2012-10-15
1102 91 F H L M C GD E01489 4 500% 11/01/18	P	2003-11-20	2012-10-15
1539 36 F H L M C GD E01537 4 500% 12/01/18	P	2004-01-08	2012-10-15
13 28 G N M A #564917 7 000% 10/15/31	P	2001-10-11	2012-10-15
2867 ECOLAB INC	P	2011-07-28	2012-10-16
3643 651 VANGUARD 500 IDX FD #1340	P	2012-08-06	2012-10-16
700 ECOLAB INC	P	1967-03-12	2012-10-22
25 32 F N M A #252717 7 500% 9/01/29	P	2000-01-11	2012-10-25
1283 91 F N M A #254983 5 500% 12/01/33	P	2003-11-19	2012-10-25
1013 83 F N M A #254984 6 000% 12/01/33	P	2003-11-19	2012-10-25
1354 12 F N M A #255076 4 500% 1/01/19	P	2004-01-08	2012-10-25
119 15 F N M A #323681 7 000% 4/01/29	P	2000-01-11	2012-10-25
16 91 F N M A #772256 6 000% 11/01/33	P	2004-02-26	2012-10-25
7 67 F N M A #772130 6 000% 11/01/33	P	2004-02-26	2012-10-25
941 12 F N M A #772641 5 000% 3/01/34	P	2005-03-04	2012-10-25
3939 42 F N M A #802488 5 500% 11/01/34	P	2005-03-02	2012-10-25
2784 481 VANGUARD 500 IDX FD #1340	P	2012-08-06	2012-10-31
1450 ECOLAB INC	P	1967-03-12	2012-11-05
634 196 T ROWE PRICE SM CAP VAL	P	2011-09-27	2012-11-07
1964 46 F H L M C GD E99030 4 500% 9/01/18	P	2003-12-18	2012-11-15
1322 7 F H L M C GD E01489 4 500% 11/01/18	P	2003-11-20	2012-11-15
1655 02 F H L M C GD E01537 4 500% 12/01/18	P	2004-01-08	2012-11-15
13 57 G N M A #564917 7 000% 10/15/31	P	2001-10-11	2012-11-15
607 ECOLAB INC	P	1967-03-12	2012-11-19
1015 ISHARES MSCI EMERGING MKTS E T F	P	2011-09-20	2012-11-19
1298 I SHARES MSCI EAFE INDEX FUND E T F	P	2012-02-15	2012-11-19
1641 416 VANGUARD 500 IDX FD #1340	P	2012-08-06	2012-11-19
121 42 F N M A #252717 7 500% 9/01/29	P	2000-01-11	2012-11-25
1371 04 F N M A #254983 5 500% 12/01/33	P	2003-11-19	2012-11-25

Form 990PF Part IV - Capital Gains and Losses for Tax on Investment Income - Columns a - d

(a) List and describe the kind(s) of property sold (e g , real estate, 2-story brick warehouse, or common stock, 200 shs MLC Co)	(b) How acquired P—Purchase D—Donation	(c) Date acquired (mo , day, yr)	(d) Date sold (mo , day, yr)
573 61 F N M A #254984 6 000% 12/01/33	P	2003-11-19	2012-11-25
1592 41 F N M A #255076 4 500% 1/01/19	P	2004-01-08	2012-11-25
36 91 F N M A #323681 7 000% 4/01/29	P	2000-01-11	2012-11-25
13 1 F N M A #772256 6 000% 11/01/33	P	2004-02-26	2012-11-25
7 01 F N M A #772130 6 000% 11/01/33	P	2004-02-26	2012-11-25
2371 42 F N M A #772641 5 000% 3/01/34	P	2005-03-04	2012-11-25
118 56 F N M A #802488 5 500% 11/01/34	P	2005-03-02	2012-11-25
NET SETTLEMENT FROM CLASS ACTION SUIT			2012-12-06
200000 GENERAL DYNAMICS 5 250% 2/01/14	P	2009-03-03	2012-12-07
1610 78 F H L M C GD E99030 4 500% 9/01/18	P	2003-12-18	2012-12-15
1414 77 F H L M C GD E01489 4 500% 11/01/18	P	2003-11-20	2012-12-15
1474 53 F H L M C GD E01537 4 500% 12/01/18	P	2004-01-08	2012-12-15
13 32 G N M A #564917 7 000% 10/15/31	P	2001-10-11	2012-12-15
1325 ISHARES MSCI EMERGING MKTS E T F	P	2011-09-20	2012-12-19
1074 I SHARES MSCI EAFE INDEX FUND E T F	P	2008-09-19	2012-12-19
2227 176 T ROWE PRICE INTL GR&INC FD	P	2005-02-10	2012-12-19
2758 633 LAUDUS INTL MARKETMASTERS FUND SEL	P	2008-05-07	2012-12-19
3474 281 VANGUARD 500 IDX FD #1340	P	2012-08-06	2012-12-19
137 18 F N M A #252717 7 500% 9/01/29	P	2000-01-11	2012-12-25
1233 46 F N M A #254983 5 500% 12/01/33	P	2003-11-19	2012-12-25
571 75 F N M A #254984 6 000% 12/01/33	P	2003-11-19	2012-12-25
1596 29 F N M A #255076 4 500% 1/01/19	P	2004-01-08	2012-12-25
37 93 F N M A #323681 7 000% 4/01/29	P	2000-01-11	2012-12-25
13 52 F N M A #772256 6 000% 11/01/33	P	2004-02-26	2012-12-25
7 75 F N M A #772130 6 000% 11/01/33	P	2004-02-26	2012-12-25
1757 27 F N M A #772641 5 000% 3/01/34	P	2005-03-04	2012-12-25
2159 35 F N M A #802488 5 500% 11/01/34	P	2005-03-02	2012-12-25
1845 81 F H L M C GD E99030 4 500% 9/01/18	P	2003-12-18	2012-12-31
1134 52 F H L M C GD E01489 4 500% 11/01/18	P	2003-11-20	2012-12-31
1277 17 F H L M C GD E01537 4 500% 12/01/18	P	2004-01-08	2012-12-31

Form 990PF Part IV - Capital Gains and Losses for Tax on Investment Income - Columns a - d

(a) List and describe the kind(s) of property sold (e g , real estate, 2-story brick warehouse, or common stock, 200 shs MLC Co)	(b) How acquired P—Purchase D—Donation	(c) Date acquired (mo , day, yr)	(d) Date sold (mo , day, yr)
23 93 F N M A #252717 7 500% 9/01/29	P	2000-01-11	2012-12-31
1254 37 F N M A #254983 5 500% 12/01/33	P	2003-11-19	2012-12-31
812 48 F N M A #254984 6 000% 12/01/33	P	2003-11-19	2012-12-31
1260 36 F N M A #255076 4 500% 1/01/19	P	2004-01-08	2012-12-31
544 32 F N M A #323681 7 000% 4/01/29	P	2000-01-11	2012-12-31
13 59 F N M A #772256 6 000% 11/01/33	P	2004-02-26	2012-12-31
7 09 F N M A #772130 6 000% 11/01/33	P	2004-02-26	2012-12-31
1913 11 F N M A #772641 5 000% 3/01/34	P	2005-03-04	2012-12-31
2175 63 F N M A #802488 5 500% 11/01/34	P	2005-03-02	2012-12-31
13 5 G N M A #564917 7 000% 10/15/31	P	2001-10-11	2012-12-31
CAPITAL GAIN DIVIDENDS	P		

Form 990PF Part IV - Capital Gains and Losses for Tax on Investment Income - Columns e - h

(e) Gross sales price	(f) Depreciation allowed (or allowable)	(g) Cost or other basis plus expense of sale	(h) Gain or (loss) (e) plus (f) minus (g)
143,688		1,382	142,306
13,859		15,564	-1,705
8,440		9,517	-1,077
57,753		65,123	-7,370
55,759		57,536	-1,777
216,638		218,993	-2,355
2,361		2,381	-20
1,790		1,795	-5
2,363		2,371	-8
16		16	
3,069,017		3,147,260	-78,243
25		24	1
753		766	-13
658		683	-25
1,544		1,551	-7
311		298	13
17		18	-1
11		11	
1,519		1,505	14
1,693		1,707	-14
1,991		2,007	-16
1,242		1,245	-3
1,757		1,763	-6
16		16	
203,154		203,500	-346
43,027		42,562	465
54,295		70,100	-15,805
212,880		203,872	9,008
89,236		85,944	3,292
59,040		58,987	53

Form 990PF Part IV - Capital Gains and Losses for Tax on Investment Income - Columns e - h

(e) Gross sales price	(f) Depreciation allowed (or allowable)	(g) Cost or other basis plus expense of sale	(h) Gain or (loss) (e) plus (f) minus (g)
52,638		59,127	-6,489
113		111	2
1,070		1,089	-19
689		715	-26
2,077		2,086	-9
85		81	4
17		18	-1
2,119		2,210	-91
3,265		3,236	29
1,918		1,934	-16
1,428		1,440	-12
1,424		1,428	-4
2,345		2,353	-8
16		16	
13			13
52,912		49,750	3,162
111,168		91,167	20,001
383		376	7
1,443		1,468	-25
825		856	-31
1,443		1,449	-6
1,400		1,343	57
17		18	-1
7		8	-1
2,309		2,288	21
1,488		1,500	-12
142			142
1,887		1,902	-15
1,596		1,601	-5
1,724		1,730	-6

Form 990PF Part IV - Capital Gains and Losses for Tax on Investment Income - Columns e - h

(e) Gross sales price	(f) Depreciation allowed (or allowable)	(g) Cost or other basis plus expense of sale	(h) Gain or (loss) (e) plus (f) minus (g)
18		19	-1
398,913		169,268	229,645
181,982		183,427	-1,445
120		118	2
1,130		1,150	-20
1,052		1,092	-40
1,531		1,538	-7
80		77	3
21		22	-1
7		8	-1
2,168		2,148	20
6,338		6,391	-53
53,027		49,750	3,277
2,199		2,217	-18
1,527		1,532	-5
1,472		1,477	-5
18		19	-1
27,655		241	27,414
40,734		36,885	3,849
25		25	
1,134		1,154	-20
903		937	-34
1,704		1,712	-8
64		62	2
17		18	-1
7		7	
1,832		1,816	16
1,397		1,408	-11
29,897		30,785	-888
154,706		1,317	153,389

Form 990PF Part IV - Capital Gains and Losses for Tax on Investment Income - Columns e - h

(e) Gross sales price	(f) Depreciation allowed (or allowable)	(g) Cost or other basis plus expense of sale	(h) Gain or (loss) (e) plus (f) minus (g)
77,518		66,826	10,692
68,112		69,685	-1,573
261,426		260,203	1,223
76,518		60,252	16,266
71,710		75,107	-3,397
2,214		2,232	-18
1,385		1,390	-5
1,629		1,634	-5
18		19	-1
52,378		55,031	-2,653
61,003		60,014	989
130		127	3
1,555		1,583	-28
1,057		1,097	-40
1,745		1,753	-8
56		54	2
18		18	
8		8	
3,044		3,017	27
2,908		2,932	-24
69,171		72,060	-2,889
53,732		56,474	-2,742
57,640		53,757	3,883
64,393		63,212	1,181
2,986,776		2,294,179	692,597
615,091		541,246	73,845
1,398,541		1,253,950	144,591
567,148		385,966	181,182
1,570,278		1,140,630	429,648
486,704		466,613	20,091

Form 990PF Part IV - Capital Gains and Losses for Tax on Investment Income - Columns e - h

(e) Gross sales price	(f) Depreciation allowed (or allowable)	(g) Cost or other basis plus expense of sale	(h) Gain or (loss) (e) plus (f) minus (g)
182,501		168,392	14,109
59,066		62,813	-3,747
1,817		1,832	-15
1,106		1,109	-3
1,638		1,644	-6
16		16	
78,564		53,946	24,618
67,699		68,208	-509
313		308	5
1,200		1,221	-21
476		493	-17
1,498		1,505	-7
418		401	17
1,012		1,055	-43
8		8	
2,131		2,112	19
1,692		1,706	-14
1,376		1,388	-12
1,148		1,152	-4
1,539		1,544	-5
322		334	-12
77		76	1
1,586		1,614	-28
1,030		1,068	-38
1,672		1,679	-7
72		69	3
1,512		1,577	-65
8		8	
2,446		2,424	22
3,799		3,831	-32

Form 990PF Part IV - Capital Gains and Losses for Tax on Investment Income - Columns e - h

(e) Gross sales price	(f) Depreciation allowed (or allowable)	(g) Cost or other basis plus expense of sale	(h) Gain or (loss) (e) plus (f) minus (g)
95,896		107,029	-11,133
1,733		1,748	-15
1,103		1,106	-3
1,539		1,545	-6
13		14	-1
195,798		56,852	138,946
404,117		387,393	16,724
48,334		405	47,929
25		25	
1,284		1,306	-22
1,014		1,052	-38
1,354		1,360	-6
119		114	5
17		18	-1
8		8	
941		933	8
3,939		3,972	-33
299,861		296,046	3,815
101,831		839	100,992
24,410		20,503	3,907
1,964		1,980	-16
1,323		1,327	-4
1,655		1,661	-6
14		14	
42,046		351	41,695
41,533		40,284	1,249
68,909		70,079	-1,170
173,957		174,515	-558
121		119	2
1,371		1,395	-24

Form 990PF Part IV - Capital Gains and Losses for Tax on Investment Income - Columns e - h

(e) Gross sales price	(f) Depreciation allowed (or allowable)	(g) Cost or other basis plus expense of sale	(h) Gain or (loss) (e) plus (f) minus (g)
574		595	-21
1,592		1,599	-7
37		35	2
13		14	-1
7		7	
2,371		2,350	21
119		120	-1
208			208
210,354		214,684	-4,330
1,611		1,624	-13
1,415		1,419	-4
1,475		1,480	-5
13		14	-1
57,755		52,588	5,167
60,701		72,633	-11,932
28,842		27,735	1,107
54,400		57,883	-3,483
382,032		369,386	12,646
137		135	2
1,233		1,255	-22
572		593	-21
1,596		1,603	-7
38		36	2
14		14	
8		8	
1,757		1,742	15
2,159		2,177	-18
1,846		1,861	-15
1,135		1,138	-3
1,277		1,282	-5

Form 990PF Part IV - Capital Gains and Losses for Tax on Investment Income - Columns e - h

(e) Gross sales price	(f) Depreciation allowed (or allowable)	(g) Cost or other basis plus expense of sale	(h) Gain or (loss) (e) plus (f) minus (g)
24		24	
1,254		1,276	-22
812		843	-31
1,260		1,266	-6
544		522	22
14		14	
7		7	
1,913		1,896	17
2,176		2,194	-18
14		14	
			1,742

Form 990PF Part IV - Capital Gains and Losses for Tax on Investment Income - Columns i - l

Complete only for assets showing gain in column (h) and owned by the foundation on 12/31/69			(l) Gains (Col (h) gain minus col (k), but not less than -0-) or Losses (from col (h))
(i) F M V as of 12/31/69	(j) Adjusted basis as of 12/31/69	(k) Excess of col (i) over col (j), if any	
			142,306
			-1,705
			-1,077
			-7,370
			-1,777
			-2,355
			-20
			-5
			-8
			-78,243
			1
			-13
			-25
			-7
			13
			-1
			14
			-14
			-16
			-3
			-6
			-346
			465
			-15,805
			9,008
			3,292
			53

Form 990PF Part IV - Capital Gains and Losses for Tax on Investment Income - Columns i - l

Complete only for assets showing gain in column (h) and owned by the foundation on 12/31/69			(l) Gains (Col (h) gain minus col (k), but not less than -0-) or Losses (from col (h))
(i) F M V as of 12/31/69	(j) Adjusted basis as of 12/31/69	(k) Excess of col (i) over col (j), if any	
			-6,489
			2
			-19
			-26
			-9
			4
			-1
			-91
			29
			-16
			-12
			-4
			-8
			13
			3,162
			20,001
			7
			-25
			-31
			-6
			57
			-1
			-1
			21
			-12
			142
			-15
			-5
			-6

Form 990PF Part IV - Capital Gains and Losses for Tax on Investment Income - Columns i - l

Complete only for assets showing gain in column (h) and owned by the foundation on 12/31/69			(l) Gains (Col (h) gain minus col (k), but not less than -0-) or Losses (from col (h))
(i) F M V as of 12/31/69	(j) Adjusted basis as of 12/31/69	(k) Excess of col (i) over col (j), if any	
			-1
			229,645
			-1,445
			2
			-20
			-40
			-7
			3
			-1
			-1
			20
			-53
			3,277
			-18
			-5
			-5
			-1
			27,414
			3,849
			-20
			-34
			-8
			2
			-1
			16
			-11
			-888
			153,389

Form 990PF Part IV - Capital Gains and Losses for Tax on Investment Income - Columns i - l

Complete only for assets showing gain in column (h) and owned by the foundation on 12/31/69			(l) Gains (Col (h) gain minus col (k), but not less than -0-) or Losses (from col (h))
(i) F M V as of 12/31/69	(j) Adjusted basis as of 12/31/69	(k) Excess of col (i) over col (j), if any	
			10,692
			-1,573
			1,223
			16,266
			-3,397
			-18
			-5
			-5
			-1
			-2,653
			989
			3
			-28
			-40
			-8
			2
			27
			-24
			-2,889
			-2,742
			3,883
			1,181
			692,597
			73,845
			144,591
			181,182
			429,648
			20,091

Form 990PF Part IV - Capital Gains and Losses for Tax on Investment Income - Columns i - l

Complete only for assets showing gain in column (h) and owned by the foundation on 12/31/69			(l) Gains (Col (h) gain minus col (k), but not less than -0-) or Losses (from col (h))
(i) F M V as of 12/31/69	(j) Adjusted basis as of 12/31/69	(k) Excess of col (i) over col (j), if any	
			14,109
			-3,747
			-15
			-3
			-6
			24,618
			-509
			5
			-21
			-17
			-7
			17
			-43
			19
			-14
			-12
			-4
			-5
			-12
			1
			-28
			-38
			-7
			3
			-65
			22
			-32

Form 990PF Part IV - Capital Gains and Losses for Tax on Investment Income - Columns i - l

Complete only for assets showing gain in column (h) and owned by the foundation on 12/31/69			(l) Gains (Col (h) gain minus col (k), but not less than -0-) or Losses (from col (h))
(i) F M V as of 12/31/69	(j) Adjusted basis as of 12/31/69	(k) Excess of col (i) over col (j), if any	
			-11,133
			-15
			-3
			-6
			-1
			138,946
			16,724
			47,929
			-22
			-38
			-6
			5
			-1
			8
			-33
			3,815
			100,992
			3,907
			-16
			-4
			-6
			41,695
			1,249
			-1,170
			-558
			2
			-24

Form 990PF Part IV - Capital Gains and Losses for Tax on Investment Income - Columns i - l

Complete only for assets showing gain in column (h) and owned by the foundation on 12/31/69			(l) Gains (Col (h) gain minus col (k), but not less than -0-) or Losses (from col (h))
(i) F M V as of 12/31/69	(j) Adjusted basis as of 12/31/69	(k) Excess of col (i) over col (j), if any	
			-21
			-7
			2
			-1
			21
			-1
			208
			-4,330
			-13
			-4
			-5
			-1
			5,167
			-11,932
			1,107
			-3,483
			12,646
			2
			-22
			-21
			-7
			2
			15
			-18
			-15
			-3
			-5

Form 990PF Part IV - Capital Gains and Losses for Tax on Investment Income - Columns i - l

Complete only for assets showing gain in column (h) and owned by the foundation on 12/31/69			(l) Gains (Col (h) gain minus col (k), but not less than -0-) or Losses (from col (h))
(i) F M V as of 12/31/69	(j) Adjusted basis as of 12/31/69	(k) Excess of col (i) over col (j), if any	
			-22
			-31
			-6
			22
			17
			-18

Form 990PF Part XV Line 2a - 2d - Information Regarding Contribution, Grant, Gift, Loan, Scholarship, etc., Programs:

a The name, address, and telephone number of the person to whom applications should be addressed

IDA C KORAN STUDENT AID PROGRAM
P O BOX 297
ST PETER,MN 56082
(800) 537-4180

b The form in which applications should be submitted and information and materials they should include

IDS C KORAN STUDENT LOAN APPLICATION

c Any submission deadlines

FEBRUARY 18 CURRENT YEAR

d Any restrictions or limitations on awards, such as by geographical areas, charitable fields, kinds of institutions, or other factors

DEPENDENT CHILDREN OF EMPLOYEES WITH 2 YEARS OF CONTINUOUS SERVICE

a The name, address, and telephone number of the person to whom applications should be addressed

ADMINISTRATIVE COORDINATOR
370 WABASHA STREET
ST PAUL, MN 55102
(651) 293-2392

b The form in which applications should be submitted and information and materials they should include

IDA C KORAN FINANCIAL ASSISTANCE APPLICATIONS

c Any submission deadlines

NONE

d Any restrictions or limitations on awards, such as by geographical areas, charitable fields, kinds of institutions, or other factors

FULL TIME EMPLOYEES OR SURVIVING SPOUSE WITH 2 YEAR CONTINUOUS SERVICE

a The name, address, and telephone number of the person to whom applications should be addressed

ADMINISTRATIVE COORDINATOR
370 WABASHA STREET
ST PAUL, MN 55102
(651) 293-2392

b The form in which applications should be submitted and information and materials they should include

IDA C KORAN TRUST DISASTER RELIEF APPLICATION

c Any submission deadlines

NONE

d Any restrictions or limitations on awards, such as by geographical areas, charitable fields, kinds of institutions, or other factors

FULL TIME EMPLOYEES OR SURVIVING SPOUSE WITH 2 YEAR CONTINUOUS SERVICE

Note: To capture the full content of this document, please select landscape mode (11" x 8.5") when printing.

TY 2012 Depreciation Schedule

Name: IDA KORAN TRUST 25641470

EIN: 41-6124022

Description of Property	Date Acquired	Cost or Other Basis	Prior Years' Depreciation	Computation Method	Rate / Life (# of years)	Current Year's Depreciation Expense	Net Investment Income	Adjusted Net Income	Cost of Goods Sold Not Included
CARPET & DRAPES	2012-01-23	2,150		M27	27	39			
WINDOW	2012-01-23	925		M27	27	17			
NEW FURNACE	2012-05-02	2,540		M27	27	46			
WINDOWS	2012-06-20	4,575		M27	27	83			

**TY 2012 Investments Corporate
Bonds Schedule**

Name: IDA KORAN TRUST 25641470

EIN: 41-6124022

Name of Bond	End of Year Book Value	End of Year Fair Market Value
CORPORATE BONDS	6,713,464	7,073,700

**TY 2012 Investments Corporate
Stock Schedule****Name:** IDA KORAN TRUST 25641470**EIN:** 41-6124022

Name of Stock	End of Year Book Value	End of Year Fair Market Value
ECOLAB INC	537,563	3,715,001
I SHARES MSCI EMERGING	1,621,097	1,898,490
I SHARES MSCI INDEX	1,746,095	1,875,357
T ROWE PRICE INTL GR & INC	992,552	1,124,417
T ROWE PRICE SMALL CAP VALUE	800,509	1,124,457
LAUDUS INTL MRKTMASTERS	1,685,752	1,882,949
IPATH DOW JONES	1,464,212	1,489,841
NUVEEN EQUITY INDEX		
NUVEEN REAL ESTATE	842,337	1,024,580
SPDR DJ WILSHIRE	1,020,983	1,175,746
VANGUARD 500 IDX	6,448,746	6,582,185
PYXIS LONG SHORT EQUITY	961,223	941,022

TY 2012 Investments Government Obligations Schedule

Name: IDA KORAN TRUST 25641470

EIN: 41-6124022

**US Government Securities - End of
Year Book Value:**

749,349

**US Government Securities - End of
Year Fair Market Value:**

789,447

**State & Local Government
Securities - End of Year Book
Value:**

**State & Local Government
Securities - End of Year Fair
Market Value:**

TY 2012 Investments - Other Schedule

Name: IDA KORAN TRUST 25641470

EIN: 41-6124022

Category/ Item	Listed at Cost or FMV	Book Value	End of Year Fair Market Value
STUDENT AND HARDSHIP LOANS	AT COST	2,916,242	2,916,242
PENDING LOANS	AT COST	19,500	19,500
POINTER OFFSHORE LTD	AT COST	1,650,000	2,009,040
IDR CORE EQ RE 2010 LP	AT COST	971,994	1,169,612
MARATHON CREDIT OPPORTUNITY	AT COST	1,500,000	1,631,555
PARTNERS GROUP PRIVATE EQ	AT COST	1,000,000	1,008,349

TY 2012 Legal Fees Schedule

Name: IDA KORAN TRUST 25641470

EIN: 41-6124022

Category	Amount	Net Investment Income	Adjusted Net Income	Disbursements for Charitable Purposes
LEGAL FEES	39,526	19,763		19,763

TY 2012 Other Assets Schedule

Name: IDA KORAN TRUST 25641470

EIN: 41-6124022

Description	Beginning of Year - Book Value	End of Year - Book Value	End of Year - Fair Market Value
ACCRUED INCOME	18,758	68,189	68,189
PREPAID LOAN PAYMENT	2,114	0	0

TY 2012 Other Decreases Schedule**Name:** IDA KORAN TRUST 25641470**EIN:** 41-6124022

Description	Amount
WRITEOFF/DOWN LOANS	16,344
PRIOR PERIOD LOAN ADJUSTMENTS	11,895
ROUNDING	4

TY 2012 Other Expenses Schedule**Name:** IDA KORAN TRUST 25641470**EIN:** 41-6124022

Description	Revenue and Expenses per Books	Net Investment Income	Adjusted Net Income	Disbursements for Charitable Purposes
FILING FEES	231	0		231
BROCHURES AND MISC	540	0		540
RENTAL EXPENSES	8,574	8,574		0
INSURANCE	13,073	0		13,073

TY 2012 Other Income Schedule

Name: IDA KORAN TRUST 25641470

EIN: 41-6124022

Description	Revenue And Expenses Per Books	Net Investment Income	Adjusted Net Income
GRANT RECOVERIES	63,300	0	
IDR CORE PTR INCOME	18,733	18,733	

TY 2012 Other Professional Fees Schedule

Name: IDA KORAN TRUST 25641470

EIN: 41-6124022

Category	Amount	Net Investment Income	Adjusted Net Income	Disbursements for Charitable Purposes
CONSULTING FEES	3,370			3,370
MANAGEMENT FEES	92,358			92,358
WEB HOSTING	4,190			4,190

TY 2012 Taxes Schedule**Name:** IDA KORAN TRUST 25641470**EIN:** 41-6124022

Category	Amount	Net Investment Income	Adjusted Net Income	Disbursements for Charitable Purposes
FEDERAL TAX PAYMENT - PRIOR YE	46,500	0		0
FEDERAL TAX	7,700	0		0
FEDERAL TAX	48,500	0		0
FOREIGN TAXES ON QUALIFIED FOR	13,828	13,828		0
FOREIGN TAXES ON NONQUALIFIED	3,214	3,214		0