



See a Social Security Number? Say Something!  
Report Privacy Problems to <https://public.resource.org/privacy>  
Or call the IRS Identity Theft Hotline at 1-800-908-4490



Form **990-PF**

Department of the Treasury  
Internal Revenue Service

Return of Private Foundation  
or Section 4947(a)(1) Nonexempt Charitable Trust  
Treated as a Private Foundation




**Note.** The foundation may be able to use a copy of this return to satisfy state reporting requirements

OMB No 1545-0052

**2012**  
Open to Public Inspection

For calendar year 2012, or tax year beginning 01-01-2012 , and ending 12-31-2012

Name of foundation RAYNOR FATHER JOHN P CHARITABLE TR		<b>A Employer identification number</b>  39-6781273	
Number and street (or P O box number if mail is not delivered to street address) C/O BMO HARRIS BANK NA PO BOX 2980		<b>B Telephone number</b> (see instructions)  (414) 287-8700	
City or town, state, and ZIP code MILWAUKEE, WI 53201		<b>C</b> If exemption application is pending, check here <input type="checkbox"/>	
<b>G</b> Check all that apply <input type="checkbox"/> Initial return <input type="checkbox"/> Initial return of a former public charity <input type="checkbox"/> Final return <input type="checkbox"/> Amended return <input checked="" type="checkbox"/> Address change <input type="checkbox"/> Name change		<b>D 1.</b> Foreign organizations, check here <input type="checkbox"/> <b>2.</b> Foreign organizations meeting the 85% test, check here and attach computation <input type="checkbox"/>	
<b>H</b> Check type of organization <input checked="" type="checkbox"/> Section 501(c)(3) exempt private foundation <input type="checkbox"/> Section 4947(a)(1) nonexempt charitable trust <input type="checkbox"/> Other taxable private foundation		<b>E</b> If private foundation status was terminated under section 507(b)(1)(A), check here <input type="checkbox"/> <b>F</b> If the foundation is in a 60-month termination under section 507(b)(1)(B), check here <input type="checkbox"/>	
<b>I</b> Fair market value of all assets at end of year (from Part II, col. (c), line 16) <b>\$</b> 14,690,715		<b>J</b> Accounting method <input checked="" type="checkbox"/> Cash <input type="checkbox"/> Accrual <input type="checkbox"/> Other (specify) <u>                    </u> (Part I, column (d) must be on cash basis.)	

Part I Analysis of Revenue and Expenses (The total of amounts in columns (b), (c), and (d) may not necessarily equal the amounts in column (a) (see instructions) )		(a) Revenue and expenses per books	(b) Net investment income	(c) Adjusted net income	(d) Disbursements for charitable purposes (cash basis only)
Revenue	<b>1</b> Contributions, gifts, grants, etc , received (attach schedule)				
	<b>2</b> Check <input checked="" type="checkbox"/> if the foundation is <b>not</b> required to attach Sch B				
	<b>3</b> Interest on savings and temporary cash investments				
	<b>4</b> Dividends and interest from securities. . . . .	317,603	317,603		
	<b>5a</b> Gross rents . . . . .				
	<b>b</b> Net rental income or (loss) _____				
	<b>6a</b> Net gain or (loss) from sale of assets not on line 10 	195,494			
	<b>b</b> Gross sales price for all assets on line 6a <u>2,295,852</u>				
	<b>7</b> Capital gain net income (from Part IV , line 2 ) . . . .		195,494		
	<b>8</b> Net short-term capital gain . . . . .				
	<b>9</b> Income modifications . . . . .				
	<b>10a</b> Gross sales less returns and allowances				
Operating and Administrative Expenses	<b>b</b> Less Cost of goods sold . . . . .				
	<b>c</b> Gross profit or (loss) (attach schedule) . . . . .				
	<b>11</b> Other income (attach schedule) . . . . . 	2,320			
	<b>12 Total.</b> Add lines 1 through 11 . . . . .	515,417	513,097		
	<b>13</b> Compensation of officers, directors, trustees, etc	102,654	102,654		
	<b>14</b> Other employee salaries and wages . . . . .				
	<b>15</b> Pension plans, employee benefits . . . . .				
	<b>16a</b> Legal fees (attach schedule) . . . . .				
	<b>b</b> Accounting fees (attach schedule) . . . . .	800			800
	<b>c</b> Other professional fees (attach schedule) . . . . .				
	<b>17</b> Interest . . . . .				
	<b>18</b> Taxes (attach schedule) (see instructions) 	9,934	2,960		
	<b>19</b> Depreciation (attach schedule) and depletion . . . .				
	<b>20</b> Occupancy . . . . .				
	<b>21</b> Travel, conferences, and meetings . . . . .				
	<b>22</b> Printing and publications . . . . .				
	<b>23</b> Other expenses (attach schedule) . . . . .				
	<b>24 Total operating and administrative expenses.</b>				
	Add lines 13 through 23 . . . . .	113,388	105,614		800
	<b>25</b> Contributions, gifts, grants paid . . . . .	731,928			731,928
	<b>26 Total expenses and disbursements.</b> Add lines 24 and 25	845,316	105,614		732,728
	<b>27</b> Subtract line 26 from line 12				
	<b>a Excess of revenue over expenses and disbursements</b>	-329,899			
	<b>b Net investment income</b> (if negative, enter -0- )		407,483		
	<b>c Adjusted net income</b> (if negative, enter -0- ) . . . .				

Part II Balance Sheets		Attached schedules and amounts in the description column should be for end-of-year amounts only (See instructions )	Beginning of year	End of year	
			(a) Book Value	(b) Book Value	(c) Fair Market Value
Assets	1	Cash—non-interest-bearing . . . . .			
	2	Savings and temporary cash investments . . . . .		276,295	276,295
	3	Accounts receivable ▶ _____ Less allowance for doubtful accounts ▶ _____			
	4	Pledges receivable ▶ _____ Less allowance for doubtful accounts ▶ _____			
	5	Grants receivable . . . . .			
	6	Receivables due from officers, directors, trustees, and other disqualified persons (attach schedule) (see page 15 of the instructions) . . . . .			
	7	Other notes and loans receivable (attach schedule) ▶ _____ Less allowance for doubtful accounts ▶ _____			
	8	Inventories for sale or use . . . . .			
	9	Prepaid expenses and deferred charges . . . . .			
	10a	Investments—U S and state government obligations (attach schedule)			
	b	Investments—corporate stock (attach schedule) . . . . .		6,830,543	8,792,663
	c	Investments—corporate bonds (attach schedule). . . . .		5,232,348	5,577,286
	11	Investments—land, buildings, and equipment basis ▶ _____ Less accumulated depreciation (attach schedule) ▶ _____			
	12	Investments—mortgage loans . . . . .			
	13	Investments—other (attach schedule) . . . . .	12,666,639		
	14	Land, buildings, and equipment basis ▶ _____ Less accumulated depreciation (attach schedule) ▶ _____			
Liabilities	15	Other assets (describe ▶ _____)	48,426	44,471	44,471
	16	<b>Total assets</b> (to be completed by all filers—see the instructions Also, see page 1, item I)	12,715,065	12,383,657	14,690,715
	17	Accounts payable and accrued expenses . . . . .			
	18	Grants payable . . . . .			
	19	Deferred revenue . . . . .			
	20	Loans from officers, directors, trustees, and other disqualified persons			
	21	Mortgages and other notes payable (attach schedule) . . . . .			
	22	Other liabilities (describe ▶ _____)			
	23	<b>Total liabilities</b> (add lines 17 through 22) . . . . .		0	
Net Assets or Fund Balances		<b>Foundations that follow SFAS 117, check here</b> ▶ <input type="checkbox"/> <b>and complete lines 24 through 26 and lines 30 and 31.</b>			
	24	Unrestricted . . . . .			
	25	Temporarily restricted . . . . .			
	26	Permanently restricted . . . . .			
		<b>Foundations that do not follow SFAS 117, check here</b> ▶ <input checked="" type="checkbox"/> <b>and complete lines 27 through 31.</b>			
	27	Capital stock, trust principal, or current funds . . . . .	12,715,065	12,383,657	
	28	Paid-in or capital surplus, or land, bldg , and equipment fund			
	29	Retained earnings, accumulated income, endowment, or other funds			
	30	<b>Total net assets or fund balances</b> (see page 17 of the instructions) . . . . .	12,715,065	12,383,657	
	31	<b>Total liabilities and net assets/fund balances</b> (see page 17 of the instructions) . . . . .	12,715,065	12,383,657	

Part III Analysis of Changes in Net Assets or Fund Balances

1	Total net assets or fund balances at beginning of year—Part II, column (a), line 30 (must agree with end-of-year figure reported on prior year’s return) . . . . .	1	12,715,065
2	Enter amount from Part I, line 27a . . . . .	2	-329,899
3	Other increases not included in line 2 (itemize) ▶ _____	3	829
4	Add lines 1, 2, and 3 . . . . .	4	12,385,995
5	Decreases not included in line 2 (itemize) ▶ _____	5	2,338
6	Total net assets or fund balances at end of year (line 4 minus line 5)—Part II, column (b), line 30 . . . . .	6	12,383,657

Part IV

Capital Gains and Losses for Tax on Investment Income

(a) List and describe the kind(s) of property sold (e g , real estate, 2-story brick warehouse, or common stock, 200 shs MLC Co )		(b) How acquired P—Purchase D—Donation	(c) Date acquired (mo , day, yr )	(d) Date sold (mo , day, yr )
1 a	SEE ATTACHED SALES SCHEDULE	P	1990-01-01	2012-12-31
b	LONG TERM CAPITAL GAIN DIVIDENDS	P	1990-01-01	2012-12-31
c				
d				
e				

(e) Gross sales price	(f) Depreciation allowed (or allowable)	(g) Cost or other basis plus expense of sale	(h) Gain or (loss) (e) plus (f) minus (g)
a 2,244,524	0	2,100,358	144,166
b 51,328	0	0	51,328
c			
d			
e			

Complete only for assets showing gain in column (h) and owned by the foundation on 12/31/69

(i) F M V as of 12/31/69	(j) Adjusted basis as of 12/31/69	(k) Excess of col (i) over col (j), if any	(l) Gains (Col (h) gain minus col (k), but not less than -0-) or Losses (from col (h))
a 0	0	0	144,166
b 0	0	0	51,328
c			
d			
e			

2 Capital gain net income or (net capital loss)	{ If gain, also enter in Part I, line 7 If (loss), enter -0- in Part I, line 7 }	2	195,494
3 Net short-term capital gain or (loss) as defined in sections 1222(5) and (6)  If gain, also enter in Part I, line 8, column (c) (see instructions) If (loss), enter -0- in Part I, line 8 . . . . .		3	

Part V

Qualification Under Section 4940(e) for Reduced Tax on Net Investment Income

(For optional use by domestic private foundations subject to the section 4940(a) tax on net investment income )

If section 4940(d)(2) applies, leave this part blank

Was the foundation liable for the section 4942 tax on the distributable amount of any year in the base period? ☐ Yes ☐ No  
If "Yes," the foundation does not qualify under section 4940(e) Do not complete this part

1 Enter the appropriate amount in each column for each year, see page 18 of the instructions before making any entries

(a) Base period years Calendar year (or tax year beginning in)	(b) Adjusted qualifying distributions	(c) Net value of noncharitable-use assets	(d) Distribution ratio (col (b) divided by col (c))
2011	751,772	14,376,574	0 052291
2010	694,025	11,459,169	0 060565
2009	552,053	12,142,504	0 045465
2008	770,033	13,903,757	0 055383
2007	801,038	16,222,841	0 049377

2 Total of line 1, column (d). . . . .	2	0 263081
3 Average distribution ratio for the 5-year base period—divide the total on line 2 by 5, or by the number of years the foundation has been in existence if less than 5 years . . . .	3	0 052616
4 Enter the net value of noncharitable-use assets for 2012 from Part X, line 5. . . . .	4	14,400,759
5 Multiply line 4 by line 3. . . . .	5	757,710
6 Enter 1% of net investment income (1% of Part I, line 27b). . . . .	6	4,075
7 Add lines 5 and 6. . . . .	7	761,785
8 Enter qualifying distributions from Part XII, line 4. . . . .	8	732,728

If line 8 is equal to or greater than line 7, check the box in Part VI, line 1b, and complete that part using a 1% tax rate See  
the Part VI instructions

Part VIExcise Tax Based on Investment Income (Section 4940(a), 4940(b), 4940(e), or 4948—see page 18 of the instructions)

1a		Exempt operating foundations described in section 4940(d)(2), check here <input type="checkbox"/> and enter "N/A" on line 1			
		Date of ruling or determination letter _____ (attach copy of letter if necessary—see instructions)			
b		Domestic foundations that meet the section 4940(e) requirements in Part V, check here <input type="checkbox"/> and enter 1% of Part I, line 27b . . . . .		1	8,150
c		All other domestic foundations enter 2% of line 27b Exempt foreign organizations enter 4% of Part I, line 12, col (b)			
2		Tax under section 511 (domestic section 4947(a)(1) trusts and taxable foundations only Others enter -0-)		2	0
3		Add lines 1 and 2. . . . .		3	8,150
4		Subtitle A (income) tax (domestic section 4947(a)(1) trusts and taxable foundations only Others enter -0-)		4	
5		Tax based on investment income. Subtract line 4 from line 3 If zero or less, enter -0- . . . . .		5	8,150
6		Credits/Payments			
a		2012 estimated tax payments and 2011 overpayment credited to 2012	6a	3,488	
b		Exempt foreign organizations—tax withheld at source . . . . .	6b		
c		Tax paid with application for extension of time to file (Form 8868)	6c		
d		Backup withholding erroneously withheld . . . . .	6d		
7		Total credits and payments Add lines 6a through 6d. . . . .		7	3,488
8		Enter any penalty for underpayment of estimated tax Check here <input type="checkbox"/> if Form 2220 is attached		8	
9		Tax due. If the total of lines 5 and 8 is more than line 7, enter amount owed . . . . .		9	4,662
10		Overpayment. If line 7 is more than the total of lines 5 and 8, enter the amount overpaid. . . . .		10	
11		Enter the amount of line 10 to be Credited to 2013 estimated tax 0	Refunded	11	

Part VII-AStatements Regarding Activities

1a	During the tax year, did the foundation attempt to influence any national, state, or local legislation or did it participate or intervene in any political campaign? . . . . .		Yes	No
		1a		No
b	Did it spend more than \$100 during the year (either directly or indirectly) for political purposes (see page 19 of the instructions for definition)? . . . . .			No
	If the answer is "Yes" to 1a or 1b, attach a detailed description of the activities and copies of any materials published or distributed by the foundation in connection with the activities.			
c	Did the foundation file Form 1120-POL for this year?. . . . .	1c		No
d	Enter the amount (if any) of tax on political expenditures (section 4955) imposed during the year (1) On the foundation \$ (2) On foundation managers \$			
e	Enter the reimbursement (if any) paid by the foundation during the year for political expenditure tax imposed on foundation managers \$			
2	Has the foundation engaged in any activities that have not previously been reported to the IRS? . . . . .	2		No
	If "Yes," attach a detailed description of the activities.			
3	Has the foundation made any changes, not previously reported to the IRS, in its governing instrument, articles of incorporation, or bylaws, or other similar instruments? If "Yes," attach a conformed copy of the changes . . . . .	3		No
4a	Did the foundation have unrelated business gross income of \$1,000 or more during the year?. . . . .	4a		No
b	If "Yes," has it filed a tax return on Form 990-T for this year?. . . . .	4b		No
5	Was there a liquidation, termination, dissolution, or substantial contraction during the year? . . . . .	5		No
	If "Yes," attach the statement required by General Instruction T.			
6	Are the requirements of section 508(e) (relating to sections 4941 through 4945) satisfied either			
	• By language in the governing instrument, or			
	• By state legislation that effectively amends the governing instrument so that no mandatory directions that conflict with the state law remain in the governing instrument? . . . . .	6		No
7	Did the foundation have at least \$5,000 in assets at any time during the year? If "Yes," complete Part II, col (c), and Part XV	7	Yes	
8a	Enter the states to which the foundation reports or with which it is registered (see instructions)			
	WI			
b	If the answer is "Yes" to line 7, has the foundation furnished a copy of Form 990-PF to the Attorney General (or designate) of each state as required by General Instruction G? If "No," attach explanation .	8b		No
9	Is the foundation claiming status as a private operating foundation within the meaning of section 4942(j)(3) or 4942(j)(5) for calendar year 2012 or the taxable year beginning in 2012 (see instructions for Part XIV)?			
	If "Yes," complete Part XIV . . . . .	9		No
10	Did any persons become substantial contributors during the tax year? If "Yes," attach a schedule listing their names and addresses	10		No

Part VII-A

Statements Regarding Activities *(continued)*

11	At any time during the year, did the foundation, directly or indirectly, own a controlled entity within the meaning of section 512(b)(13)? If "Yes," attach schedule (see instructions).	11		No
12	Did the foundation make a distribution to a donor advised fund over which the foundation or a disqualified person had advisory privileges? If "Yes," attach statement (see instructions)	12		No
13	Did the foundation comply with the public inspection requirements for its annual returns and exemption application?	13	Yes	
Website address ▶N/A				
14	The books are in care of ▶BMO HARRIS BANK NA Telephone no ▶(414) 287-7181 Located at ▶111 E KILBOURN AVE STE 200 MILWAUKEE WI ZIP +4 ▶53202			
15	Section 4947(a)(1) nonexempt charitable trusts filing Form 990-PF in lieu of <b>Form 1041</b> —Check here . . . . . ▶ <input type="checkbox"/> and enter the amount of tax-exempt interest received or accrued during the year . . . . . ▶	15		
16	At any time during calendar year 2012, did the foundation have an interest in or a signature or other authority over a bank, securities, or other financial account in a foreign country? . . . . .	16		No
See instructions for exceptions and filing requirements for Form TD F 90-22.1 If "Yes", enter the name of the foreign country ▶				

Part VII-B

Statements Regarding Activities for Which Form 4720 May Be Required

File Form 4720 if any item is checked in the "Yes" column, unless an exception applies.			Yes	No
1a	During the year did the foundation (either directly or indirectly) (1) Engage in the sale or exchange, or leasing of property with a disqualified person? <input type="checkbox"/> Yes <input checked="" type="checkbox"/> No (2) Borrow money from, lend money to, or otherwise extend credit to (or accept it from) a disqualified person?. . . . . <input type="checkbox"/> Yes <input checked="" type="checkbox"/> No (3) Furnish goods, services, or facilities to (or accept them from) a disqualified person? <input type="checkbox"/> Yes <input checked="" type="checkbox"/> No (4) Pay compensation to, or pay or reimburse the expenses of, a disqualified person? <input type="checkbox"/> Yes <input checked="" type="checkbox"/> No (5) Transfer any income or assets to a disqualified person (or make any of either available for the benefit or use of a disqualified person)?. . . . . <input type="checkbox"/> Yes <input checked="" type="checkbox"/> No (6) Agree to pay money or property to a government official? ( <b>Exception.</b> Check "No" if the foundation agreed to make a grant to or to employ the official for a period after termination of government service, if terminating within 90 days ). . . . . <input type="checkbox"/> Yes <input checked="" type="checkbox"/> No			
b	If any answer is "Yes" to 1a(1)–(6), did <b>any</b> of the acts fail to qualify under the exceptions described in Regulations section 53.4941(d)-3 or in a current notice regarding disaster assistance (see page 20 of the instructions)?. . . Organizations relying on a current notice regarding disaster assistance check here. . . . . ▶ <input checked="" type="checkbox"/>	1b		No
c	Did the foundation engage in a prior year in any of the acts described in 1a, other than excepted acts, that were not corrected before the first day of the tax year beginning in 2012?. . . . .	1c		No
2	Taxes on failure to distribute income (section 4942) (does not apply for years the foundation was a private operating foundation defined in section 4942(j)(3) or 4942(j)(5))			
a	At the end of tax year 2012, did the foundation have any undistributed income (lines 6d and 6e, Part XIII) for tax year(s) beginning before 2012?. . . . . <input type="checkbox"/> Yes <input checked="" type="checkbox"/> No If "Yes," list the years ▶ 20____, 20____, 20____, 20____			
b	Are there any years listed in 2a for which the foundation is <b>not</b> applying the provisions of section 4942(a)(2) (relating to incorrect valuation of assets) to the year's undistributed income? (If applying section 4942(a)(2) to <b>all</b> years listed, answer "No" and attach statement—see instructions ). . . . .	2b		No
c	If the provisions of section 4942(a)(2) are being applied to <b>any</b> of the years listed in 2a, list the years here ▶ 20____, 20____, 20____, 20____			
3a	Did the foundation hold more than a 2% direct or indirect interest in any business enterprise at any time during the year?. . . . . <input type="checkbox"/> Yes <input checked="" type="checkbox"/> No			
b	If "Yes," did it have excess business holdings in 2012 as a result of (1) any purchase by the foundation or disqualified persons after May 26, 1969, (2) the lapse of the 5-year period (or longer period approved by the Commissioner under section 4943(c)(7)) to dispose of holdings acquired by gift or bequest, or (3) the lapse of the 10-, 15-, or 20-year first phase holding period? ( <i>Use Schedule C, Form 4720, to determine if the foundation had excess business holdings in 2012.</i> ). . . . .	3b		No
4a	Did the foundation invest during the year any amount in a manner that would jeopardize its charitable purposes?	4a		No
b	Did the foundation make any investment in a prior year (but after December 31, 1969) that could jeopardize its charitable purpose that had not been removed from jeopardy before the first day of the tax year beginning in 2012?	4b		No

Part VII-B

Statements Regarding Activities for Which Form 4720 May Be Required (continued)

5a	During the year did the foundation pay or incur any amount to			
	(1) Carry on propaganda, or otherwise attempt to influence legislation (section 4945(e))?	<input type="checkbox"/> Yes	<input checked="" type="checkbox"/> No	
	(2) Influence the outcome of any specific public election (see section 4955), or to carry on, directly or indirectly, any voter registration drive?	<input type="checkbox"/> Yes	<input checked="" type="checkbox"/> No	
	(3) Provide a grant to an individual for travel, study, or other similar purposes?	<input type="checkbox"/> Yes	<input checked="" type="checkbox"/> No	
	(4) Provide a grant to an organization other than a charitable, etc , organization described in section 509(a)(1 ), (2 ), or (3 ), or section 4940(d)(2)? (see instructions).	<input type="checkbox"/> Yes	<input checked="" type="checkbox"/> No	
	(5) Provide for any purpose other than religious, charitable, scientific, literary, or educational purposes, or for the prevention of cruelty to children or animals?	<input type="checkbox"/> Yes	<input checked="" type="checkbox"/> No	
b	If any answer is "Yes" to 5a(1)–(5), did <b>any</b> of the transactions fail to qualify under the exceptions described in Regulations section 53.4945 or in a current notice regarding disaster assistance (see instructions)?	5b		No
	Organizations relying on a current notice regarding disaster assistance check here.			
c	If the answer is "Yes" to question 5a(4), does the foundation claim exemption from the tax because it maintained expenditure responsibility for the grant?			
	If "Yes," attach the statement required by Regulations section 53.4945–5(d).			
6a	Did the foundation, during the year, receive any funds, directly or indirectly, to pay premiums on a personal benefit contract?			
b	Did the foundation, during the year, pay premiums, directly or indirectly, on a personal benefit contract?	6b		No
	If "Yes" to 6b, file Form 8870.			
7a	At any time during the tax year, was the foundation a party to a prohibited tax shelter transaction?			
b	If yes, did the foundation receive any proceeds or have any net income attributable to the transaction?	7b		

Part VIII

Information About Officers, Directors, Trustees, Foundation Managers, Highly Paid Employees, and Contractors

1 List all officers, directors, trustees, foundation managers and their compensation (see instructions).				
(a) Name and address	(b) Title, and average hours per week devoted to position	(c) Compensation (If not paid, enter -0-)	(d) Contributions to employee benefit plans and deferred compensation	(e) Expense account, other allowances
BMO HARRIS BANK NA	TRUSTEE	102,654	0	0
111 E KILBOURN AVE	9 00			
MILWAUKEE, WI 53202				
2 Compensation of five highest-paid employees (other than those included on line 1—see instructions). If none, enter "NONE."				
(a) Name and address of each employee paid more than \$50,000	(b) Title, and average hours per week devoted to position	(c) Compensation	(d) Contributions to employee benefit plans and deferred compensation	(e) Expense account, other allowances
NONE				
Total number of other employees paid over \$50,000.				0

Part VIII

Information About Officers, Directors, Trustees, Foundation Managers, Highly Paid Employees, and Contractors (continued)

3 Five highest-paid independent contractors for professional services (see instructions). If none, enter "NONE".		
(a) Name and address of each person paid more than \$50,000	(b) Type of service	(c) Compensation
NONE		
Total number of others receiving over \$50,000 for professional services. . . . .		0

Part IX-A

Summary of Direct Charitable Activities

List the foundation's four largest direct charitable activities during the tax year. Include relevant statistical information such as the number of organizations and other beneficiaries served, conferences convened, research papers produced, etc.	Expenses
1	
2	
3	
4	

Part IX-B

Summary of Program-Related Investments (see instructions)

Describe the two largest program-related investments made by the foundation during the tax year on lines 1 and 2	Amount
1	
2	
All other program-related investments. See page 24 of the instructions.	
3	
Total. Add lines 1 through 3. . . . .	



Part X

Minimum Investment Return (All domestic foundations must complete this part. Foreign foundations, see instructions.)

1	Fair market value of assets not used (or held for use) directly in carrying out charitable, etc , purposes		
a	Average monthly fair market value of securities. . . . .	1a	14,620,060
b	Average of monthly cash balances. . . . .	1b	0
c	Fair market value of all other assets (see instructions). . . . .	1c	0
d	Total (add lines 1a, b, and c). . . . .	1d	14,620,060
e	Reduction claimed for blockage or other factors reported on lines 1a and 1c (attach detailed explanation). . . . .	1e	
2	Acquisition indebtedness applicable to line 1 assets. . . . .	2	
3	Subtract line 2 from line 1d. . . . .	3	14,620,060
4	Cash deemed held for charitable activities Enter 1 1/2% of line 3 (for greater amount, see instructions). . . . .	4	219,301
5	Net value of noncharitable-use assets. Subtract line 4 from line 3 Enter here and on Part V, line 4	5	14,400,759
6	Minimum investment return. Enter 5% of line 5. . . . .	6	720,038

Part XI

Distributable Amount (see instructions) (Section 4942(j)(3) and (j)(5) private operating foundations and certain foreign organizations check here ☐ and do not complete this part.)

1	Minimum investment return from Part X, line 6. . . . .	1	720,038
2a	Tax on investment income for 2012 from Part VI, line 5. . . . .	2a	8,150
b	Income tax for 2012 (This does not include the tax from Part VI ). . . . .	2b	
c	Add lines 2a and 2b. . . . .	2c	8,150
3	Distributable amount before adjustments Subtract line 2c from line 1. . . . .	3	711,888
4	Recoveries of amounts treated as qualifying distributions. . . . .	4	
5	Add lines 3 and 4. . . . .	5	711,888
6	Deduction from distributable amount (see instructions). . . . .	6	
7	Distributable amount as adjusted Subtract line 6 from line 5 Enter here and on Part XIII, line 1. . . . .	7	711,888

Part XII

Qualifying Distributions (see instructions)

1	Amounts paid (including administrative expenses) to accomplish charitable, etc , purposes		
a	Expenses, contributions, gifts, etc —total from Part I, column (d), line 26. . . . .	1a	732,728
b	Program-related investments—total from Part IX-B. . . . .	1b	
2	Amounts paid to acquire assets used (or held for use) directly in carrying out charitable, etc , purposes. . . . .	2	
3	Amounts set aside for specific charitable projects that satisfy the		
a	Suitability test (prior IRS approval required). . . . .	3a	
b	Cash distribution test (attach the required schedule). . . . .	3b	
4	Qualifying distributions. Add lines 1a through 3b Enter here and on Part V, line 8, and Part XIII, line 4	4	732,728
5	Foundations that qualify under section 4940(e) for the reduced rate of tax on net investment income Enter 1% of Part I, line 27b (see instructions). . . . .	5	
6	Adjusted qualifying distributions. Subtract line 5 from line 4. . . . .	6	732,728
Note: The amount on line 6 will be used in Part V, column (b), in subsequent years when calculating whether the foundation qualifies for the section 4940(e) reduction of tax in those years			

Part XIII

Undistributed Income (see instructions)

		(a) Corpus	(b) Years prior to 2011	(c) 2011	(d) 2012
1		Distributable amount for 2012 from Part XI, line 7			
2		Undistributed income, if any, as of the end of 2012			
a		Enter amount for 2011 only.			
b		Total for prior years 20____, 20____, 20____			
3		Excess distributions carryover, if any, to 2012			
a		From 2007. 9,548			
b		From 2008. 80,769			
c		From 2009.			
d		From 2010. 75,923			
e		From 2011. 39,915			
f		Total of lines 3a through e. 206,155			
4		Qualifying distributions for 2012 from Part XII, line 4 \$ 732,728			
a		Applied to 2011, but not more than line 2a			
b		Applied to undistributed income of prior years (Election required—see instructions).			
c		Treated as distributions out of corpus (Election required—see instructions).			
d		Applied to 2012 distributable amount. 711,888			
e		Remaining amount distributed out of corpus 20,840			
5		Excess distributions carryover applied to 2012 (If an amount appears in column (d), the same amount must be shown in column (a).)			
6		Enter the net total of each column as indicated below:			
a		Corpus Add lines 3f, 4c, and 4e Subtract line 5 226,995			
b		Prior years' undistributed income Subtract line 4b from line 2b.			
c		Enter the amount of prior years' undistributed income for which a notice of deficiency has been issued, or on which the section 4942(a) tax has been previously assessed.			
d		Subtract line 6c from line 6b Taxable amount—see instructions.			
e		Undistributed income for 2011 Subtract line 4a from line 2a Taxable amount—see instructions.			
f		Undistributed income for 2012 Subtract lines 4d and 5 from line 1 This amount must be distributed in 2013. 0			
7		Amounts treated as distributions out of corpus to satisfy requirements imposed by section 170(b)(1)(F) or 4942(g)(3) (see instructions).			
8		Excess distributions carryover from 2007 not applied on line 5 or line 7 (see instructions). 9,548			
9		Excess distributions carryover to 2013. Subtract lines 7 and 8 from line 6a. 217,447			
10		Analysis of line 9			
a		Excess from 2008. 80,769			
b		Excess from 2009.			
c		Excess from 2010. 75,923			
d		Excess from 2011. 39,915			
e		Excess from 2012. 20,840			

Part XIVPrivate Operating Foundations (see instructions and Part VII-A, question 9)

1a

If the foundation has received a ruling or determination letter that it is a private operating foundation, and the ruling is effective for 2012, enter the date of the ruling. . . . .

b

Check box to indicate whether the organization is a private operating foundation described in section 4942(j)(3) or 4942(j)(5)

☐ 4942(j)(3) or ☐ 4942(j)(5)

2a	Enter the lesser of the adjusted net income from Part I or the minimum investment return from Part X for each year listed . . . . .	Tax year	Prior 3 years			(e) Total
		(a) 2012	(b) 2011	(c) 2010	(d) 2009	
b	85% of line 2a . . . . .					
c	Qualifying distributions from Part XII, line 4 for each year listed . . . . .					
d	Amounts included in line 2c not used directly for active conduct of exempt activities . . . .					
e	Qualifying distributions made directly for active conduct of exempt activities Subtract line 2d from line 2c . . . .					
3	Complete 3a, b, or c for the alternative test relied upon					
a	"Assets" alternative test—enter					
	(1) Value of all assets . . . . .					
	(2) Value of assets qualifying under section 4942(j)(3)(B)(i)					
b	"Endowment" alternative test— enter 2/3 of minimum investment return shown in Part X, line 6 for each year listed. . .					
c	"Support" alternative test—enter					
	(1) Total support other than gross investment income (interest, dividends, rents, payments on securities loans (section 512(a)(5)), or royalties). . . .					
	(2) Support from general public and 5 or more exempt organizations as provided in section 4942(j)(3)(B)(iii). . . .					
	(3) Largest amount of support from an exempt organization					
	(4) Gross investment income					

Part XVSupplementary Information (Complete this part only if the organization had \$5,000 or more in assets at any time during the year—see instructions.)

1

Information Regarding Foundation Managers:

a

List any managers of the foundation who have contributed more than 2% of the total contributions received by the foundation before the close of any tax year (but only if they have contributed more than \$5,000) (See section 507(d)(2) )

b

List any managers of the foundation who own 10% or more of the stock of a corporation (or an equally large portion of the ownership of a partnership or other entity) of which the foundation has a 10% or greater interest

2

Information Regarding Contribution, Grant, Gift, Loan, Scholarship, etc., Programs:

Check here ☒ if the foundation only makes contributions to preselected charitable organizations and does not accept unsolicited requests for funds. If the foundation makes gifts, grants, etc. (see instructions) to individuals or organizations under other conditions, complete items 2a, b, c, and d.

a

The name, address, and telephone number or e-mail of the person to whom applications should be addressed

BMO HARRIS BANK NA  
111 E KILBOURN AVE STE 200  
MILWAUKEE, WI 53202

b

The form in which applications should be submitted and information and materials they should include

NOT APPLICABLE

c

Any submission deadlines

NOT APPLICABLE

d

Any restrictions or limitations on awards, such as by geographical areas, charitable fields, kinds of institutions, or other factors

PURSUANT TO THE TRUST DOCUMENT ALL NET INCOME PAYABLE TO MARQUETTE UNIVERSITY

### 3 Grants and Contributions Paid During the Year or Approved for Future Payment

Form **990-PF** (2012)

Enter gross amounts unless otherwise indicated	Unrelated business income		Excluded by section 512, 513, or 514		(e) Related or exempt function income (See instructions )
	(a) Business code	(b) Amount	(c) Exclusion code	(d) Amount	
<b>1</b> Program service revenue					
<b>a</b> _____					
<b>b</b> _____					
<b>c</b> _____					
<b>d</b> _____					
<b>e</b> _____					
<b>f</b> _____					
<b>g</b> Fees and contracts from government agencies					
<b>2</b> Membership dues and assessments. . . .					
<b>3</b> Interest on savings and temporary cash investments					
<b>4</b> Dividends and interest from securities. . . .			14	317,603	
<b>5</b> Net rental income or (loss) from real estate					
<b>a</b> Debt-financed property. . . . .					
<b>b</b> Not debt-financed property. . . . .					
<b>6</b> Net rental income or (loss) from personal property					
<b>7</b> Other investment income. . . . .					
<b>8</b> Gain or (loss) from sales of assets other than inventory			18	195,494	
<b>9</b> Net income or (loss) from special events					
<b>10</b> Gross profit or (loss) from sales of inventory. .					
<b>11</b> Other revenue <b>a</b> _____					
<b>b</b> _____					
<b>c</b> _____					
<b>d</b> _____					
<b>e</b> _____					
<b>12</b> Subtotal. Add columns (b), (d), and (e). .				513,097	
<b>13 Total.</b> Add line 12, columns (b), (d), and (e). . . . .				513,097	513,097

[illegible]

Part XVII

Information Regarding Transfers To and Transactions and Relationships With Noncharitable Exempt Organizations

1

Did the organization directly or indirectly engage in any of the following with any other organization described in section 501(c) of the Code (other than section 501(c)(3) organizations) or in section 527, relating to political organizations?

a

Transfers from the reporting foundation to a noncharitable exempt organization of

1

Cash.

1a(1)

No

2

Other assets.

1a(2)

No

b

Other transactions

1

Sales of assets to a noncharitable exempt organization.

1b(1)

No

2

Purchases of assets from a noncharitable exempt organization.

1b(2)

No

3

Rental of facilities, equipment, or other assets.

1b(3)

No

4

Reimbursement arrangements.

1b(4)

No

5

Loans or loan guarantees.

1b(5)

No

6

Performance of services or membership or fundraising solicitations.

1b(6)

No

c

Sharing of facilities, equipment, mailing lists, other assets, or paid employees.

1c

No

d

If the answer to any of the above is "Yes," complete the following schedule. Column (b) should always show the fair market value of the goods, other assets, or services given by the reporting foundation. If the foundation received less than fair market value in any transaction or sharing arrangement, show in column (d) the value of the goods, other assets, or services received.

(a) Line No	(b) Amount involved	(c) Name of noncharitable exempt organization	(d) Description of transfers, transactions, and sharing arrangements

2a

Is the foundation directly or indirectly affiliated with, or related to, one or more tax-exempt organizations described in section 501(c) of the Code (other than section 501(c)(3)) or in section 527?

☐

Yes

☒

No

b

If "Yes," complete the following schedule.

(a) Name of organization	(b) Type of organization	(c) Description of relationship

Sign Here

Under penalties of perjury, I declare that I have examined this return, including accompanying schedules and statements, and to the best of my knowledge and belief, it is true, correct, and complete. Declaration of preparer (other than taxpayer or fiduciary) is based on all information of which preparer has any knowledge.

\*\*\*\*\*

Signature of officer or trustee

2013-05-10

Date

\*\*\*\*\*

Title

May the IRS discuss this return with the preparer shown below (see instr.)?

☐

Yes

☒

No

Paid Preparer Use Only

Print/Type preparer's name	Preparer's Signature	Date	Check if self-employed <input type="checkbox"/>	PTIN
RICHARD STENDLER	RICHARD STENDLER	2013-05-10		
Firm's name	BMO HARRIS BANK NA			Firm's EIN
	111 E KILBOURN AVE STE 200			
Firm's address	MILWAUKEE, WI 53202			Phone no (414) 287-7134

Note: To capture the full content of this document, please select landscape mode (11" x 8.5") when printing.

TY 2012 Gain/Loss from Sale of Other Assets Schedule

Name: RAYNOR FATHER JOHN P CHARITABLE TR

EIN: 39-6781273

Name	Date Acquired	How Acquired	Date Sold	Purchaser Name	Gross Sales Price	Basis	Basis Method	Sales Expenses	Total (net)	Accumulated Depreciation
SEE ATTACHED SALES SCHEDULE	1990-01	Purchased	2012-12		2,244,524	2,100,358			144,166	
LONG TERM CAPITAL GAIN DIVIDENDS	1990-01	Purchased	2012-12		51,328				51,328	

## TY 2012 Other Decreases Schedule

**Name:** RAYNOR FATHER JOHN P CHARITABLE TR

**EIN:** 39-6781273

Description	Amount
INTEREST PD ON PURCHASE DEFERRED TO 2013	598
ADJUSTMENT FOR DIFFERENCE IN ACCRUALS	1,740



TY 2012 Other Income Schedule

**Name:** RAYNOR FATHER JOHN P CHARITABLE TR

**EIN:** 39-6781273

Description	Revenue And Expenses Per Books	Net Investment Income	Adjusted Net Income
EXCISE TAX REFUND	2,320		

TY 2012 Other Increases Schedule

**Name:** RAYNOR FATHER JOHN P CHARITABLE TR

**EIN:** 39-6781273

Description	Amount
INTEREST PAID ON PURCHASE PRIOR YEAR	829

**TY 2012 Taxes Schedule****Name:** RAYNOR FATHER JOHN P CHARITABLE TR**EIN:** 39-6781273

Category	Amount	Net Investment Income	Adjusted Net Income	Disbursements for Charitable Purposes
ESTIMATED TAX PMTS	3,488			
EXCISE TAX DUE	3,486			
FOREIGN TAX	2,960	2,960		

FROM 01/01/2012  
TO 12/31/2012

BMO HARRIS BANK N.A  
STATEMENT OF CAPITAL GAINS AND LOSSES  
RAYNOR, FATHER JOHN P CHARITABLE TR

TRUST YEAR ENDING 12/31/2012

TAX PREPARER RS2  
TRUST ADMINISTRATOR: RJC  
INVESTMENT OFFICER. LDD

LEGEND F - FEDERAL S - STATE I - INHERITED  
E - EXEMPT FROM STATE U - ACQ COST UNKNOWN

PROPERTY DESCRIPTION	SHARES	DATE	SALES PRICE	COST BASIS	GAIN/LOSS	TERM	NC
30000 0000 AT&T INC GLBL NT 0.875% DTD 02/13/2012 DUE 02/13/2015 - 00206RBB7 - MINOR = 200							
SOLD		06/12/2012	29888.40				
ACQ	30000 0000	02/08/2012	29888.40	29978.70	-90.30	ST	Y
50000 0000 AT&T INC GLBL NT 3.00% DTD 02/13/2012 DUE 02/15/2022 - 00206RBD3 - MINOR = 200							
SOLD		07/19/2012	52697.00				
ACQ	50000 0000	06/11/2012	52697.00	50214.71	2482.29	ST	Y
60000 0000 ABBEY NATL TREAS SVCS PLC GTD NT 4.00% DTD 04/27/2011 DUE 04/27/2016 - 002799AJ3 - MINOR = 290							
SOLD		07/16/2012	59671.20				
ACQ	60000 0000	04/20/2011	59671.20	59976.00	-304.80	LT15	Y
45000 0000 AGILENT TECHNOLOGIES INC SR NT 4.45% DTD 09/14/2009 DUE 09/14/2012 - 00846UAD3 - MINOR = 210							
SOLD		09/14/2012	45000.00				
ACQ	45000.0000	09/09/2009	45000.00	44959.95	40.05	LT15	Y
45000 0000 AMVESCAP PLC SR NT 5.375% DTD 02/27/2003 DUE 02/27/2013 - 03235EAK6 - MINOR = 290							
SOLD		12/10/2012	45484.65				
ACQ	45000.0000	07/28/2011	45484.65	45000.00	484.65	LT15	Y
40000 0000 INVESCO PLC NEW SR NT 5.375% DTD 12/14/2004 DUE 12/15/2014 - 03235EAP5 - MINOR = 290							
SOLD		12/10/2012	42651.57				
ACQ	40000.0000	07/30/2009	42651.57	37940.80	4710.77	LT15	Y
30000 0000 ASTRAZENCA PLC SR NT 1.95% DTD 09/18/2012 DUE 09/18/2019 - 046353AF5 - MINOR = 291							
SOLD		10/24/2012	30544.20				
ACQ	30000 0000	09/11/2012	30544.20	29962.80	581.40	ST	Y
50000 0000 BANK AMER FDG CORP 5.65% DTD 05/02/2008 DUE 05/01/2018 - 06051GDX4 - MINOR = 237							
SOLD		08/10/2012	55403.50				
ACQ	50000.0000	05/01/2008	55403.50	50239.13	5164.37	LT15	Y
***FOUND UPDATE*** 08/24/12							
45000 0000 BEAR STEARNS CMBS SER 2007 PWR17 CL A M FLTG RATE DTD 09/01/2007 DUE - 07388QAG4 - MINOR = 243							
SOLD		01/27/2012	46698.05				
ACQ	45000 0000	11/08/2007	46698.05	44465.63	2232.42	LT15	Y
30000.0000 BECTON DICKINSON & CO NT 1.75% DTD 11/08/2011 DUE 11/08/2016 - 075887BB4 - MINOR = 210							
SOLD		07/09/2012	30930.00				
ACQ	30000 0000	11/03/2011	30930.00	29990.10	939.90	ST	Y
1233 0460 DODGE & COX INTERNATIONAL STOCK FUND #1048 - 256206103 - MINOR = 572							
SOLD		03/21/2012	40727.52				
ACQ	214.2850	12/22/2010	7077.84	7579.26	-501.42	LT15	Y
	155.9540	07/18/2005	5151.16	4937.50	213.66	LT15	Y
	210.5550	12/22/2009	6954.63	6584.07	370.56	LT15	Y
	652.2520	05/06/2005	21543.89	20200.25	1343.64	LT15	Y
614 0620 DODGE & COX INTERNATIONAL STOCK FUND #1048 - 256206103 - MINOR = 572							
SOLD		09/26/2012	20000.00				
ACQ	614 0620	05/06/2005	20000.00	19017.50	982.50	LT15	Y
50000 0000 ECOLAB INC NT 4.35% DTD 12/08/2011 DUE 12/08/2021 - 278865AL4 - MINOR = 210							
SOLD		11/06/2012	56363.00				
ACQ	50000.0000	05/18/2012	56363.00	54024.45	2338.55	ST	Y
869.0610 FMI LARGE CAP FUND #133 - 302933205 - MINOR = 571							
SOLD		09/26/2012	15000.00				
ACQ	869.0610	06/21/2011	15000.00	14209.15	790.85	LT15	Y
234.1100 FEDERAL HOME LN MTG CORP PARTN GOLD GROUP #J03500 6.000% DTD 09/01/06 - 3128PE3H9 - MINOR = 053							
SOLD		01/31/2012	234.11				
ACQ	234 1100	11/08/2006	234.11	234.11	0.00	LT15	Y
**CHANGED** 06/12/12 KSD							
188.8900 FEDERAL HOME LN MTG CORP PARTN GOLD GROUP #J03500 6.000% DTD 09/01/06 - 3128PE3H9 - MINOR = 053							
SOLD		03/15/2012	188.89				
ACQ	188.8900	11/08/2006	188.89	188.89	0.00	LT15	Y
196 2000 FEDERAL HOME LN MTG CORP PARTN GOLD GROUP #J03500 6.000% DTD 09/01/06 - 3128PE3H9 - MINOR = 053							
SOLD		04/15/2012	196.20				
ACQ	196 2000	11/08/2006	196.20	196.20	0.00	LT15	Y
840 7100 FEDERAL HOME LN MTG CORP PARTN GOLD GROUP #J03500 6.000% DTD 09/01/06 - 3128PE3H9 - MINOR = 053							
SOLD		05/15/2012	840.71				
ACQ	840 7100	11/08/2006	840.71	840.71	0.00	LT15	Y
194 2200 FEDERAL HOME LN MTG CORP PARTN GOLD GROUP #J03500 6.000% DTD 09/01/06 - 3128PE3H9 - MINOR = 053							
SOLD		06/15/2012	194.22				
ACQ	194.2200	11/08/2006	194.22	194.22	0.00	LT15	Y
193.2200 FEDERAL HOME LN MTG CORP PARTN GOLD GROUP #J03500 6.000% DTD 09/01/06 - 3128PE3H9 - MINOR = 053							
SOLD		07/15/2012	193.22				
ACQ	193 2200	11/08/2006	193.22	193.22	0.00	LT15	Y
193 9400 FEDERAL HOME LN MTG CORP PARTN GOLD GROUP #J03500 6.000% DTD 09/01/06 - 3128PE3H9 - MINOR = 053							
SOLD		08/15/2012	193.94				
ACQ	193.9400	11/08/2006	193.94	193.94	0.00	LT15	Y
907 7200 FEDERAL HOME LN MTG CORP PARTN GOLD GROUP #J03500 6.000% DTD 09/01/06 - 3128PE3H9 - MINOR = 053							
SOLD		09/15/2012	907.72				
ACQ	907 7200	11/08/2006	907.72	907.72	0.00	LT15	Y
188 6700 FEDERAL HOME LN MTG CORP PARTN GOLD GROUP #J03500 6.000% DTD 09/01/06 - 3128PE3H9 - MINOR = 053							
SOLD		10/15/2012	188.67				
ACQ	188 6700	11/08/2006	188.67	188.67	0.00	LT15	Y
196 8800 FEDERAL HOME LN MTG CORP PARTN GOLD GROUP #J03500 6.000% DTD 09/01/06 - 3128PE3H9 - MINOR = 053							
SOLD		11/15/2012	196.88				
ACQ	196 8800	11/08/2006	196.88	196.88	0.00	LT15	Y
194 7100 FEDERAL HOME LN MTG CORP PARTN GOLD GROUP #J03500 6.000% DTD 09/01/06 - 3128PE3H9 - MINOR = 053							
SOLD		12/15/2012	194.71				
ACQ	194 7100	11/08/2006	194.71	194.71	0.00	LT15	Y
194 4900 FEDERAL HOME LN MTG CORP PARTN GOLD GROUP #J03500 6.000% DTD 09/01/06 - 3128PE3H9 - MINOR = 053							
SOLD		12/31/2012	194.49				
ACQ	194 4900	11/08/2006	194.49	194.49	0.00	LT15	Y
**CHANGED** 05/07/13 RLS							

FROM 01/01/2012  
TO 12/31/2012

BMO HARRIS BANK N A  
STATEMENT OF CAPITAL GAINS AND LOSSES  
RAYNOR, FATHER JOHN P CHARITABLE TR

TRUST YEAR ENDING 12/31/2012

TAX PREPARER: RS2  
TRUST ADMINISTRATOR: RJC  
INVESTMENT OFFICER: LDD

LEGEND: F - FEDERAL S - STATE I - INHERITED  
E - EXEMPT FROM STATE U - ACQ COST UNKNOWN

PROPERTY DESCRIPTION	SHARES	DATE	SALES PRICE	COST BASIS	GAIN/LOSS	TERM	NC
156.4700 FEDERAL NATL MTG ASSN GTD PASS THRU CTF POOL #555203 7 000% DTD - 31385WX87 - MINOR = 060							
SOLD		01/31/2012	156.47				
ACQ	9.4410	06/02/2004	9.44	9.44	0.00	LT15	Y
	147.0290	06/01/2004	147.03	147.03	0.00	LT15	Y
**CHANGED** 06/12/12 KSD							
186.8700 FEDERAL NATL MTG ASSN GTD PASS THRU CTF POOL #555203 7 000% DTD - 31385WX87 - MINOR = 060							
SOLD		03/26/2012	186.87				
ACQ	11.2750	06/02/2004	11.28	11.28	0.00	LT15	Y
	175.5950	06/01/2004	175.59	175.59	0.00	LT15	Y
231.6500 FEDERAL NATL MTG ASSN GTD PASS THRU CTF POOL #555203 7.000% DTD - 31385WX87 - MINOR = 060							
SOLD		04/25/2012	231.65				
ACQ	13.9770	06/02/2004	13.98	13.98	0.00	LT15	Y
	217.6730	06/01/2004	217.67	217.67	0.00	LT15	Y
177.1300 FEDERAL NATL MTG ASSN GTD PASS THRU CTF POOL #555203 7.000% DTD - 31385WX87 - MINOR = 060							
SOLD		05/25/2012	177.13				
ACQ	10.6870	06/02/2004	10.69	10.69	0.00	LT15	Y
	166.4430	06/01/2004	166.44	166.44	0.00	LT15	Y
215.5100 FEDERAL NATL MTG ASSN GTD PASS THRU CTF POOL #555203 7.000% DTD - 31385WX87 - MINOR = 060							
SOLD		06/25/2012	215.51				
ACQ	13.0030	06/02/2004	13.00	13.00	0.00	LT15	Y
	202.5070	06/01/2004	202.51	202.51	0.00	LT15	Y
266.3500 FEDERAL NATL MTG ASSN GTD PASS THRU CTF POOL #555203 7.000% DTD - 31385WX87 - MINOR = 060							
SOLD		07/25/2012	266.35				
ACQ	16.0700	06/02/2004	16.07	16.07	0.00	LT15	Y
	250.2800	06/01/2004	250.28	250.28	0.00	LT15	Y
87.1500 FEDERAL NATL MTG ASSN GTD PASS THRU CTF POOL #555203 7 000% DTD - 31385WX87 - MINOR = 060							
SOLD		08/27/2012	87.15				
ACQ	5.2580	06/02/2004	5.26	5.26	0.00	LT15	Y
	81.8920	06/01/2004	81.89	81.89	0.00	LT15	Y
101.6200 FEDERAL NATL MTG ASSN GTD PASS THRU CTF POOL #555203 7.000% DTD - 31385WX87 - MINOR = 060							
SOLD		09/25/2012	101.62				
ACQ	6.1310	06/02/2004	6.13	6.13	0.00	LT15	Y
	95.4890	06/01/2004	95.49	95.49	0.00	LT15	Y
243.4800 FEDERAL NATL MTG ASSN GTD PASS THRU CTF POOL #555203 7.000% DTD - 31385WX87 - MINOR = 060							
SOLD		10/25/2012	243.48				
ACQ	14.6900	06/02/2004	14.69	14.69	0.00	LT15	Y
	228.7900	06/01/2004	228.79	228.79	0.00	LT15	Y
130.0100 FEDERAL NATL MTG ASSN GTD PASS THRU CTF POOL #555203 7 000% DTD - 31385WX87 - MINOR = 060							
SOLD		11/26/2012	130.01				
ACQ	7.8440	06/02/2004	7.84	7.84	0.00	LT15	Y
	122.1660	06/01/2004	122.17	122.17	0.00	LT15	Y
161.7000 FEDERAL NATL MTG ASSN GTD PASS THRU CTF POOL #555203 7.000% DTD - 31385WX87 - MINOR = 060							
SOLD		12/26/2012	161.70				
ACQ	9.7560	06/02/2004	9.76	9.76	0.00	LT15	Y
	151.9440	06/01/2004	151.94	151.94	0.00	LT15	Y
116.7200 FEDERAL NATL MTG ASSN GTD PASS THRU CTF POOL #555203 7.000% DTD - 31385WX87 - MINOR = 060							
SOLD		12/31/2012	116.72				
ACQ	7.0420	06/02/2004	7.04	7.04	0.00	LT15	Y
	109.6780	06/01/2004	109.68	109.68	0.00	LT15	Y
**CHANGED** 05/07/13 RLS							
361.3600 FEDERAL NATL MTG ASSN GTD PASSTHRU CTF POOL #749375 5.500% DTD - 31403HQ45 - MINOR = 060							
SOLD		01/31/2012	361.36				
ACQ	361.3600	03/12/2004	361.36	361.36	0.00	LT15	Y
**CHANGED** 06/12/12 KSD							
30.1600 FEDERAL NATL MTG ASSN GTD PASSTHRU CTF POOL #749375 5.500% DTD - 31403HQ45 - MINOR = 060							
SOLD		03/26/2012	30.16				
ACQ	30.1600	03/12/2004	30.16	30.16	0.00	LT15	Y
30.0500 FEDERAL NATL MTG ASSN GTD PASSTHRU CTF POOL #749375 5 500% DTD - 31403HQ45 - MINOR = 060							
SOLD		04/25/2012	30.05				
ACQ	30.0500	03/12/2004	30.05	30.05	0.00	LT15	Y
747.8600 FEDERAL NATL MTG ASSN GTD PASSTHRU CTF POOL #749375 5.500% DTD - 31403HQ45 - MINOR = 060							
SOLD		05/25/2012	747.86				
ACQ	747.8600	03/12/2004	747.86	747.86	0.00	LT15	Y
375.0600 FEDERAL NATL MTG ASSN GTD PASSTHRU CTF POOL #749375 5.500% DTD - 31403HQ45 - MINOR = 060							
SOLD		06/25/2012	375.06				
ACQ	375.0600	03/12/2004	375.06	375.06	0.00	LT15	Y
409.5200 FEDERAL NATL MTG ASSN GTD PASSTHRU CTF POOL #749375 5.500% DTD - 31403HQ45 - MINOR = 060							
SOLD		07/25/2012	409.52				
ACQ	409.5200	03/12/2004	409.52	409.52	0.00	LT15	Y
28.2400 FEDERAL NATL MTG ASSN GTD PASSTHRU CTF POOL #749375 5.500% DTD - 31403HQ45 - MINOR = 060							
SOLD		08/27/2012	28.24				
ACQ	28.2400	03/12/2004	28.24	28.24	0.00	LT15	Y
28.3200 FEDERAL NATL MTG ASSN GTD PASSTHRU CTF POOL #749375 5 500% DTD - 31403HQ45 - MINOR = 060							
SOLD		09/25/2012	28.32				
ACQ	28.3200	03/12/2004	28.32	28.32	0.00	LT15	Y
1086.6700 FEDERAL NATL MTG ASSN GTD PASSTHRU CTF POOL #749375 5 500% DTD - 31403HQ45 - MINOR = 060							
SOLD		10/25/2012	1086.67				
ACQ	1086.6700	03/12/2004	1086.67	1086.67	0.00	LT15	Y
361.7600 FEDERAL NATL MTG ASSN GTD PASSTHRU CTF POOL #749375 5 500% DTD - 31403HQ45 - MINOR = 060							
SOLD		11/26/2012	361.76				
ACQ	361.7600	03/12/2004	361.76	361.76	0.00	LT15	Y
390.4500 FEDERAL NATL MTG ASSN GTD PASSTHRU CTF POOL #749375 5 500% DTD - 31403HQ45 - MINOR = 060							
SOLD		12/26/2012	390.45				
ACQ	390.4500	03/12/2004	390.45	390.45	0.00	LT15	Y

FROM 01/01/2012  
TO 12/31/2012

BMO HARRIS BANK N A.  
STATEMENT OF CAPITAL GAINS AND LOSSES  
RAYNOR, FATHER JOHN P CHARITABLE TR

TRUST YEAR ENDING 12/31/2012

TAX PREPARER RS2  
TRUST ADMINISTRATOR RJC  
INVESTMENT OFFICER LDD

LEGEND F - FEDERAL S - STATE I - INHERITED  
E - EXEMPT FROM STATE U - ACQ COST UNKNOWN

PROPERTY DESCRIPTION	SHARES	DATE	SALES PRICE	COST BASIS	GAIN/LOSS	TERM	NC
23 5500 FEDERAL NATL MTG ASSN GTD PASSTHRU CTF POOL #749375 5.500% DTD - 31403HQ45 - MINOR = 060							
SOLD		12/31/2012	23 55				
ACQ	23.5500	03/12/2004	23.55	23 55	0 00	LT15	Y
**CHANGED** 05/07/13 RLS							
45000 0000 FLUOR CORP NEW SR NT 3.375% DTD 09/13/2011 DUE 09/15/2021 - 343412AB8 - MINOR = 210							
SOLD		05/16/2012	46878.75				
ACQ	45000.0000	09/08/2011	46878 75	44603.55	2275 20	ST	Y
40000 0000 GENERAL ELEC CAP CORP MEDIUM TERM NTS 2 25% DTD 11/09/2010 DUE - 36962G4T8 - MINOR = 240							
SOLD		04/26/2012	40886 80				
ACQ	40000 0000	11/04/2010	40886 80	39970 00	916 80	LT15	Y
***FOUND UPDATE** 08/18/12							
247.7960 GOLDMAN SACHS SMALL CAP VALUE FUND INST #651 - 38142V209 - MINOR = 496							
SOLD		03/21/2012	11279.64				
ACQ	247.7960	04/13/2009	11279 64	6165.16	5114 48	LT15	Y
30000.0000 GOLDMAN SACHS GROUP INC SR NT FLTG RATE DTD 02/07/2011 DUE - 38143USB8 - MINOR = 240							
SOLD		05/17/2012	29241 51				
ACQ	30000.0000	04/20/2011	29241.51	30069.00	-827 49	LT15	Y
663 9040 HARBOR FD INTL FD - 411511306 - MINOR = 572							
SOLD		03/21/2012	39986.94				
ACQ	72 3870	07/18/2005	4359.87	3152 45	1207 42	LT15	Y
	591 5170	05/06/2005	35627 07	25234.11	10392 96	LT15	Y
254 0650 HARBOR FD INTL FD - 411511306 - MINOR = 572							
SOLD		09/26/2012	15000.00				
ACQ	254 0650	05/06/2005	15000.00	10838.41	4161.59	LT15	Y
1306 3700 HARBOR FD CAP APPRECIATION FD - 411511504 - MINOR = 571							
SOLD		03/21/2012	57127.57				
ACQ	1207 3520	03/21/2006	52797 51	39613.22	13184 29	LT15	Y
	99 0180	02/17/2004	4330.06	2719.03	1611 03	LT15	Y
583 5670 HARBOR FD CAP APPRECIATION FD - 411511504 - MINOR = 571							
SOLD		09/26/2012	25000 00				
ACQ	583.5670	02/17/2004	25000 00	16024 75	8975.25	LT15	Y
60000 0000 HEWLETT PACKARD CO GLOB NT 4 30% DTD 05/31/2011 DUE 06/01/2021 - 428236BM4 - MINOR = 210							
SOLD		02/27/2012	62920.20				
ACQ	60000 0000	05/25/2011	62920.20	59879.40	3040 80	ST	Y
45000 0000 HOME DEPOT INC 5 25% DTD 12/19/2006 DUE 12/16/2013 - 437076AR3 - MINOR = 210							
SOLD		01/25/2012	48941.10				
ACQ	45000.0000	12/13/2006	48941 10	44743 05	4198 05	LT15	Y
30000 0000 KRAFT FOODS INC NT FLT VAR RATE DTD 01/10/2012 DUE - 50075NBC7 - MINOR = 210							
SOLD		09/24/2012	30000 00				
ACQ	30000 0000	01/05/2012	30000 00	30000 00	0 00	ST	Y
40000 0000 LEHMAN BROTHERS HLDGS INC MEDIUM TERM NTS TRANCHE # TR 00700 5 25% - 52517PR60 - MINOR = 237							
SOLD		03/20/2012	11400.00				
ACQ	40000 0000	03/01/2007	11400.00	40134.40	-28734 40	LT15	Y
***FOUND UPDATE** 08/24/12							
666 5430 BMO SMALL-CAP GROWTH FUND - 572353522 - MINOR = 496							
SOLD		03/21/2012	13184 23				
ACQ	188 7110	12/08/2005	3732 71	3033 69	699 02	LT15	Y
	477 8320	01/31/2005	9451 52	7432 54	2018 98	LT15	Y
1055 9660 BMO SMALL-CAP GROWTH FUND - 572353522 - MINOR = 496							
SOLD		09/26/2012	20000.00				
ACQ	1055 9660	01/31/2005	20000.00	16425 26	3574 74	LT15	Y
40000 0000 MIDAMERICAN ENERGY HLDGS CO NEW SR NT 5.875% DTD 10/04/2002 DUE - 59562VAF4 - MINOR = 200							
SOLD		10/01/2012	40000 00				
ACQ	40000 0000	08/17/2009	40000 00	40000.00	0.00	LT15	Y
40000 0000 NATIONAL RURAL UTILS COOP FIN COLL TR BD 1.00% DTD 02/02/2012 DUE - 637432MP7 - MINOR = 240							
SOLD		06/12/2012	40190.00				
ACQ	40000.0000	01/26/2012	40190 00	39872.80	317 20	ST	Y
45000.0000 PEPSICO INC SR NT 1 25% DTD 08/13/2012 DUE 08/13/2017 - 713448CB2 - MINOR = 210							
SOLD		10/23/2012	45443 25				
ACQ	45000 0000	08/08/2012	45443.25	44767.80	675 45	ST	Y
1813.3170 PRICE T ROWE GROWTH STK FD INC COM - 741479109 - MINOR = 571							
SOLD		03/21/2012	68325.77				
ACQ	1813.3170	10/18/2006	68325.77	55614.43	12711 34	LT15	Y
1186 0830 PRICE T ROWE GROWTH STK FD INC COM - 741479109 - MINOR = 571							
SOLD		09/26/2012	45000.00				
ACQ	1186 0830	10/18/2006	45000 00	36377.17	8622 83	LT15	Y
45000.0000 PROCTER & GAMBLE CO NT 1 45% DTD 08/15/2011 DUE 08/15/2016 - 742718DV8 - MINOR = 210							
SOLD		11/30/2012	46124 10				
ACQ	45000 0000	08/10/2011	46124 10	44638.20	1485 90	LT15	Y
50000 0000 PUERTO RICO COMWLTH GOVT DEV B GOVT DEVEL BANK SENIOR N 2011 B TAXABLE - 745177EW1 - MINOR = 199							
SOLD		09/18/2012	50982 00				
ACQ	50000 0000	05/12/2011	50982 00	50000.00	982 00	LT15	Y
30000.0000 REGIONAL TRANSN AUTH ILL GO WORKING CASH NTS 2010 C TAXABLE 2 843% DTD - 759911S76 - MINOR = 111							
SOLD		07/01/2012	30000.00				
ACQ	30000 0000	07/15/2010	30000.00	30000 00	0 00	LT15	Y
26 6740 ROWE T PRICE MID-CAP GROWTH FD INC COM - 779556109 - MINOR = 570							
SOLD		03/21/2012	1592.42				
ACQ	26.6740	02/18/2010	1592.42	1274.75	317 67	LT15	Y
170 9110 ROWE T PRICE MID-CAP GROWTH FD INC COM - 779556109 - MINOR = 570							
SOLD		09/26/2012	10000 00				
ACQ	170 9110	02/18/2010	10000 00	8167.84	1832 16	LT15	Y
30000 0000 STRYKER CORP SR NT 2 00% DTD 09/16/2011 DUE 09/30/2016 - 863667AC5 - MINOR = 210							
SOLD		01/26/2012	30888 30				
ACQ	30000 0000	09/13/2011	30888 30	29944 20	944 10	ST	Y

FROM 01/01/2012  
TO 12/31/2012

BMO HARRIS BANK N A  
STATEMENT OF CAPITAL GAINS AND LOSSES  
RAYNOR, FATHER JOHN P CHARITABLE TR

TRUST YEAR ENDING 12/31/2012

TAX PREPARER: RS2  
TRUST ADMINISTRATOR RJC  
INVESTMENT OFFICER: LDD

LEGEND F - FEDERAL S - STATE I - INHERITED  
E - EXEMPT FROM STATE U - ACQ COST UNKNOWN

PROPERTY DESCRIPTION	SHARES	DATE	SALES PRICE	COST BASIS	GAIN/LOSS	TERM	NC
45000 0000 TELEFONICA EMISIONES S A U GTD SR NT 5 462% DTD 02/16/2011 DUE 02/16/2021 - 87938WAP8 - MINOR = 290							
SOLD		10/04/2012	45022.50				
ACQ 45000 0000		08/11/2011	45022.50	45366.28	-343.78	LT15	Y
45000.0000 TOTAL CAP CDA LTD GTD NT 1.625% DTD 01/28/2011 DUE 01/28/2014 - 89153UAB7 - MINOR = 290							
SOLD		07/24/2012	45785.70				
ACQ 45000 0000		01/21/2011	45785.70	44908.20	877.50	LT15	Y
30000.0000 TRANSOCEAN INC SR NT 5 05% DTD 12/05/2011 DUE 12/15/2016 - 893830BA6 - MINOR = 290							
SOLD		02/27/2012	32657.10				
ACQ 30000.0000		11/30/2011	32657.10	29971.80	2685.30	ST	Y
60000 0000 US TREASURY NOTE 2.125% DTD 08/15/2011 DUE 08/15/2021 - 912828RC6 - MINOR = 030							
SOLD		01/13/2012	61595.85				
ACQ 45000.0000		11/22/2011	46196.89	45696.89	500.00	ST	Y
15000.0000		11/03/2011	15398.96	15072.61	326.35	ST	Y
45000.0000 US TREASURY NOTE 2.125% DTD 08/15/2011 DUE 08/15/2021 - 912828RC6 - MINOR = 030							
SOLD		04/09/2012	45664.27				
ACQ 45000 0000		11/03/2011	45664.27	45213.20	451.07	ST	Y
60000.0000 US TREASURY NOTE 2.00% DTD 02/15/2012 DUE 02/15/2022 - 912828SF8 - MINOR = 030							
SOLD		05/18/2012	61602.89				
ACQ 60000.0000		04/13/2012	61602.89	60079.26	1523.63	ST	Y
65000.0000 US TREASURY NOTE 1.75% DTD 05/15/2012 DUE 05/15/2022 - 912828SV3 - MINOR = 030							
SOLD		06/01/2012	66586.65				
ACQ 65000.0000		05/18/2012	66586.65	65255.72	1330.93	ST	Y
45000.0000 US TREASURY NOTE 1.75% DTD 05/15/2012 DUE 05/15/2022 - 912828SV3 - MINOR = 030							
SOLD		07/11/2012	46042.20				
ACQ 45000.0000		06/20/2012	46042.20	45395.29	646.91	ST	Y
65000.0000 US TREASURY NOTE 1.625% DTD 08/15/2012 DUE 08/15/2022 - 912828TJ9 - MINOR = 030							
SOLD		09/13/2012	64103.45				
ACQ 65000.0000		08/21/2012	64103.45	63956.71	146.74	ST	Y
225.7400 VANGUARD EQUITY INCOME FUND ADM #565 - 921921300 - MINOR = 571							
SOLD		03/21/2012	11160.60				
ACQ 163 6430		12/22/2011	8090.52	7470.31	620.21	ST	Y
62 0970		09/21/2011	3070.08	2570.19	499.89	ST	Y
586.3960 VANGUARD EQUITY INCOME FUND ADM #565 - 921921300 - MINOR = 571							
SOLD		09/26/2012	30000.00				
ACQ 586.3960		09/21/2011	30000.00	24270.93	5729.07	LT15	Y
900.0040 VANGUARD WHITEHALL FDS INC SELECTED VALUE PORTFOLIO - 921946109 - MINOR = 570							
SOLD		03/21/2012	18387.09				
ACQ 900.0040		06/08/2007	18387.09	20673.09	-2286.00	LT15	Y
939 5290 VANGUARD INSTL INDEX FD SH BEN INT - 922040100 - MINOR = 571							
SOLD		03/21/2012	121142.87				
ACQ 939.5290		03/01/2004	121142.87	99684.03	21458.84	LT15	Y
350 4510 VANGUARD SMALL-CAP INDEX FUND - SIG #1345 - 922908421 - MINOR = 496							
SOLD		03/21/2012	11894.29				
ACQ 350 4510		06/28/2007	11894.29	11306.74	587.55	LT15	Y
856 6550 VANGUARD MID CAP INDEX FD CL I #864 - 922908835 - MINOR = 570							
SOLD		03/21/2012	19146.23				
ACQ 856.6550		05/19/2004	19146.23	11067.98	8078.25	LT15	Y
453.9260 VANGUARD MID CAP INDEX FD CL I #864 - 922908835 - MINOR = 570							
SOLD		09/26/2012	10000.00				
ACQ 453.9260		05/19/2004	10000.00	5864.72	4135.28	LT15	Y
30000 0000 VERIZON COMMUNICATIONS INC NT 3 50% DTD 11/03/2011 DUE 11/01/2021 - 92343VBC7 - MINOR = 200							
SOLD		05/03/2012	31612.50				
ACQ 30000.0000		10/27/2011	31612.50	29762.40	1850.10	ST	Y
45000.0000 VIACOM INC NEW SR NT 3.50% DTD 03/31/2011 DUE 04/01/2017 - 92553PAG7 - MINOR = 210							
SOLD		09/11/2012	48952.35				
ACQ 45000.0000		03/24/2011	48952.35	44612.55	4339.80	LT15	Y
161.4000 WELLS FARGO ADVANTAGE EMERGING MARKETS EQUITY FUND CLASS I #4146 - 94975P751 - MINOR = 572							
SOLD		03/21/2012	3608.92				
ACQ 161.4000		12/21/2010	3608.92	3789.67	-180.75	LT15	Y
658.1910 WELLS FARGO ADVANTAGE DISCOVERY CL I #3123 - 949917355 - MINOR = 570							
SOLD		03/21/2012	18435.91				
ACQ 658.1910		02/18/2010	18435.91	12038.31	6397.60	LT15	Y
365 4970 WELLS FARGO ADVANTAGE DISCOVERY CL I #3123 - 949917355 - MINOR = 570							
SOLD		09/26/2012	10000.00				
ACQ 365 4970		02/18/2010	10000.00	6684.94	3315.06	LT15	Y
TOTALS			2244524.46	2100358.45			

SUMMARY OF CAPITAL GAINS/LOSSES

FEDERAL	SHORT TERM	LONG TERM 28%	LONG TERM 15%	ST WASH SALE	LT WASH SALE	1250 GAIN
NONCOVERED FROM ABOVE	24085.72	0.00	120080.29	0.00	0.00	0.00*
COVERED FROM ABOVE	0.00	0.00	0.00	0.00	0.00	
COMMON TRUST FUND	0.00	0.00	0.00			0.00
CAPITAL GAIN DIVIDENDS	0.00	0.00	51328.37			0.00
	24085.72	0.00	171408.66	0.00	0.00	0.00

## FATHER JOHN P RAYNOR CHARITABLE TR

Account Number:

Statement Period:

10/01/12 - 12/31/12

MARQUETTE UNIVERSITY  
ATTN MEGAN ZHOU  
915 W WISCONSIN AVE M215  
P O BOX 1881  
MILWAUKEE WI 53201-1881

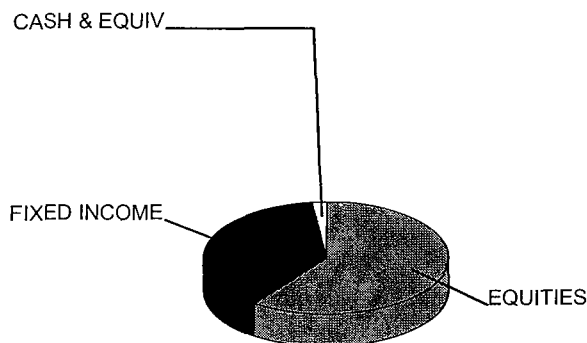
## Administrator:

Ronald J Clayton (414) 287-7181  
Ronald.Clayton@bmo.Com

## Portfolio Manager:

Leon Dodge (414) 287-8737  
Leon.Dodge@bmo.Com

## Asset Allocation



## Asset Valuation

Description	Market Value	% of Account
Cash & Equiv	276,295.05	1.9%
Fixed Income	5,577,286.57	38.1%
Equities	8,792,662.61	60.0%
<b>Total Portfolio</b>	<b>\$ 14,646,244.23</b>	<b>100.0%</b>
Accrued Income	44,176.28	
<b>Total Valuation</b>	<b>\$ 14,690,420.51</b>	

Additional Accrued Income 294.59

14,690,715.10

## Market Reconciliation

Beginning Market Value	Current Period \$ 14,734,069.40	Year To Date \$ 14,341,763.2
Income		
Interest.....	52,601.87	97,417.3
Dividends.....	86,191.90	104,221.0
Purchased Income.....	-965.13	-1,651.6
Additions.....	0.00	2,320.0
Disbursements.....	-208,122.71	-416,745.0
Cash Transfers.....	0.00	0.0
Realized Gains/(Losses).....	61,260.65	118,694.74
Change In Accrued Income.....	-2,902.68	-505.9
Change In Market Appreciation/(Depreciation).....	-27,299.82	453,681.2
Non-Cash Asset Changes.....	-4,412.97	-8,774.4
<b>Ending Market Value</b>	<b>\$ 14,690,420.51</b>	<b>\$ 14,690,420.5</b>



# FATHER JOHN P RAYNOR CHARITABLE TR

Account Number:  
Statement Period:

10/01/12 - 12/31/12

## Asset Position As of 12/31/12

Asset Description	Units	Market Value Cost	Est. Annual Income Accruals	Curren Yiel
<b>Cash Equivalents</b>				
BMO Prime Money Market CI I #90	276,295.050	276,295.05 276,295 05	237 00 62 45	0 09%
<b>Total Cash Equivalents</b>		<b>\$ 276,295.05 \$ 276,295.05</b>	<b>237.00 62.45</b>	<b>0.09%</b>
<b>Equities</b>				
Artisan International Fund #661	16,248 134	399,541.62 417,854.68	0 00	0 00%
Dodge & Cox International Stock Fund #1048	13,531 649	468,736 32 388,729 69	10,108 00	2 16%
FMI Large Cap Fund #133	37,642.066	643,679 33 614,974 79	7,377 00 2,463.67	1 15%
Goldman Sachs Small Cap Value Fund Inst #651	5,040.349	224,446.74 127,621.84	3,009.00 339.22	1 34%
Harbor International Fund Inst #2011	7,276 477	452,014 75 282,077 01	9,139.00	2 02%
Harbor Capital Appreciation Fund Inst #2012	16,306.754	693,363.18 436,271.52	2,755 00	0 40%
BMO Small-Cap Growth Fund CI I #964	13,469.090	244,329.29 192,792.03	0.00	0.00%
T Rowe Price Growth Stock Fund #40	18,497.110	698,820.82 535,208.80	1,294.00	0 19%
T Rowe Price Mid-Cap Growth Fund #64	3,239.364	182,926.89 155,238.94	0.00	0.00%
Scout International Fund #29	11,347.303	378,432.56 232,375.02	6,002.00	1 59%
Vanguard Equity Income Fund Adm #565	12,639.741	639,823 69 523,158 88	18,694.00	2 92%
Vanguard Selected Value Fund #934	18,303 912	384,016 07 356,935.13	8,053 00	2 10%
Vanguard Institutional Index Fd #94	19,099.882	2,492,916 60 1,938,372.31	54,052 00	2 17%

**FATHER JOHN P RAYNOR CHARITABLE TR**

**Account Number:**  
**Statement Period:**

**10/01/12 - 12/31/12**

**Asset Position As of 12/31/12**

<b>Asset Description</b>	<b>Units</b>	<b>Market Value Cost</b>	<b>Est. Annual Income Accruals</b>	<b>Curren Yiel</b>
Vanguard Small-Cap Index Fund - Sig #1345	7,140 502	249,346.33 214,070.35	4,634.00	1 86%
Vanguard Mid Cap Index Fd Cl I #864	17,011 587	383,100.94 210,390.25	5,477 00	1.43%
Wells Fargo Advantage Emerging Markets Equity Fund Class I #4146	3,287.562	74,298.90 77,055 67	509.00	0 69%
Wells Fargo Advantage Discovery Cl I #3123	6,966 422	182,868.58 127,415.85	0 00	0.00%
<b>Total Equities</b>		<b>\$ 8,792,662.61</b> <b>\$ 6,830,542.76</b>	<b>131,103.00</b> <b>2,802.89</b>	<b>1.49%</b>
<b>Fixed Income</b>				
Alliant Energy Corp Sr NT 4 00% Dtd 10/02/2009 Due 10/15/2014 Callable	65,000 000	68,495 70 65,822.05	2,600 00 548 88	3.80%
Alltel Corp Deb 7.00% Dtd 03/08/1996 Due 03/15/2016 Callable	15,000.000	17,792.70 15,391 20	1,050 00 309.16	5 90%
Amazon Com Inc Sr NT 1 20% Dtd 11/29/2012 Due 11/29/2017 Callable	35,000 000	34,807.50 34,829.55	420.00 37 33	1 21%
Amgen Inc Sr NT 1 875% Dtd 11/10/2011 Due 11/15/2014 Callable	60,000.000	61,360.20 59,987.40	1,125.00 143.75	1.83%
Appalachian Pwr Co Sr NT 3.40% Dtd 05/24/2010 Due 05/24/2015 Callable	55,000.000	58,110.25 55,771.15	1,870 00 193 13	3 22%
Arcelormittal Sa Luxembourg NT 5 375% Dtd 05/27/2008 Due 06/01/2013 Callable	40,000.000	40,401 60 40,052.00	2,150.00 179.16	5.32%
BB&T Corporation Sr NT A 2.05% Dtd 04/28/2011 Due 04/28/2014 Callable	45,000 000	45,850.50 44,979.30	922 00 161.43	2 01%
Bank Amer Fdg Corp Sr NT Flt Var Rate Dtd 02/02/2011 Due 01/30/2014 Non-Callable	45,000.000	45,375.75 45,000.00	779.00 132 14	1 72%

**FATHER JOHN P RAYNOR CHARITABLE TR**
**Account Number:**  
**Statement Period:**
**10/01/12 - 12/31/12**
**Asset Position As of 12/31/12**

Asset Description	Units	Market Value Cost	Est. Annual Income Accruals	Current Yield
Berkshire Hathaway Inc Del Sr NT 3.20% Dtd 02/11/2010 Due 02/11/2015 Callable	30,000 000	31,583.40 29,975.10	960.00 373.33	3 04%
CME Group Inc NT 5.75% Dtd 02/09/2009 Due 02/15/2014 Callable	45,000.000	47,522.25 44,927.55	2,587.00 977.50	5 44%
Crh Amer Inc NT 6.00% Dtd 09/14/2006 Due 09/30/2016 Callable	45,000 000	50,563.35 45,390.85	2,700 00 682 50	5.34%
California ST GO Bds Taxable 5.75% Dtd 04/01/2010 Due 03/01/2017 Callable	45,000 000	51,615.90 45,229.50	2,587.00 862.50	5 01%
Catholic Health Initiatives Tax Bd 1 60% Dtd 10/31/2012 Due 11/01/2017 Callable	65,000.000	65,695 50 64,981.15	1,040 00 173 33	1 58%
Cobalt Cmbs Mtg Tr Ser 2007 C3 CI A 4 Fltg Rate Dtd 08/01/2007 Due 05/17/2046 IPD14	45,000 000	53,026 61 42,669.14	2,611.00 221.47	4.92%
Comcast Corp New NT 4.95% Dtd 06/09/2005 Due 06/15/2016 Callable	55,000.000	61,997.10 54,782.20	2,722.00 121 00	4 39%
Comcast Corp New NT 3 125% Dtd 07/02/2012 Due 07/15/2022 Callable	40,000 000	41,673 60 39,965 60	1,250 00 624.99	3.00%
Covidien Intl Fin S A Sr NT 1.35% Dtd 05/30/2012 Due 05/29/2015 Callable	40,000.000	40,541 20 39,987.20	540 00 48.00	1.33%
Deere John Cap Corp Mtns Sr NT 1 25% Dtd 12/02/2011 Due 12/02/2014 Non-Callable	30,000.000	30,398.70 29,961 30	375.00 30 20	1.23%
Directv Hldgs LLC Directv Sr NT 3 125% Dtd 08/17/2010 Due 02/15/2016 Callable	40,000 000	41,889 20 42,047 20	1,250.00 472.22	2 98%
Dow Chem Co Sr NT 5.90% Dtd 08/07/2009 Due 02/15/2015 Callable	50,000 000	55,161.50 53,243.20	2,950 00 1,114.44	5.35%
Duke Energy Corp New Sr NT 1.625% Dtd 08/16/2012 Due 08/15/2017 Callable	35,000.000	35,091 35 34,884 85	568 00 213 28	1 62%

## FATHER JOHN P RAYNOR CHARITABLE TR

Account Number:  
Statement Period:

10/01/12 - 12/31/12

## Asset Position As of 12/31/12

Asset Description	Units	Market Value Cost	Est. Annual Income Accruals	Current Yield
Entergy Corp New Sr NT 3.625% Dtd 09/16/2010 Due 09/15/2015 Callable	45,000 000	47,092.05 44,965 35	1,631 00 480 31	3.46%
Entergy Gulf Sts LA LLC 1st Mtg Bd 6 00% Dtd 11/01/2008 Due 05/01/2018 Callable	55,000 000	65,250.35 60,385.60	3,300.00 550.00	5 06%
Telefonaktiebolaget Lm Ericss Sr NT 4 125% Dtd 05/09/2012 Due 05/15/2022 Callable	45,000.000	46,768 50 44,813 25	1,856.00 237.18	3.97%
Federal Home Ln Mtg Corp Partn Gold Group #J03500 6.000% Dtd 09/01/06 Due 10/01/2021 IPD14	21,334 820	23,455 50 22,550 23	1,280 00 106 67	5.46%
Federal Natl Mtg Assn Benchmark NT 5 00% Dtd 03/30/2005 Due 04/15/2015	200,000 000	221,354.00 205,808 60	10,000.00 2,111 11	4 52%
Federal Natl Mtg Assn 5 00% Dtd 04/16/2007 Due 05/11/2017	50,000 000	59,222 50 49,796 40	2,500.00 347.22	4 22%
Federal Natl Mtg Assn Gtd Pass Thru CTF Pool #555203 7 000% Dtd 01/01/03 Due 09/01/2032 IPD24	8,139.960	9,010 45 9,489 42	569.00 47 48	6 32%
Federal Natl Mtg Assn 0 75% Dtd 11/01/2010 Due 12/18/2013 Non-Callable	100,000 000	100,600 00 99,102 40	750.00 27.08	0 75%
Federal Natl Mtg Assn Gtd Passthru CTF Pool #749375 5.500% Dtd 10/01/03 Due 11/01/2033 IPD24	10,569.930	11,960.19 12,512.09	581 00 48.44	4.86%
Gatx Corp Sr NT 4 75% Dtd 02/05/2010 Due 05/15/2015 Callable	50,000.000	53,424.50 49,604 00	2,375 00 303 47	4 45%
General Elec Co NT 2.70% Dtd 10/09/2012 Due 10/09/2022	55,000.000	56,062 05 54,975 80	1,485.00 338.25	2.65%
General Elec Cap Corp Medium Term Nts Tranche # Tr 00811 5 625% Dtd 04/21/2008 Due 05/01/2018	45,000 000	53,438 85 35,941.50	2,531.00 421.87	4 74%
General Elec Cap Corp Medium Term Nts Tranche # Tr 00861 2.30% Dtd 04/27/2012 Due 04/27/2017	45,000.000	46,659 60 44,941.05	1,035 00 184 00	2.22%

**FATHER JOHN P RAYNOR CHARITABLE TR**
**Account Number:**
**Statement Period:**
**10/01/12 - 12/31/12**
**Asset Position As of 12/31/12**

Asset Description	Units	Market Value Cost	Est. Annual Income Accruals	Current Yield
Gilead Sciences Inc Sr NT 3.05% Dtd 12/13/2011 Due 12/01/2016 Callable	30,000.000	32,130.90 29,950.80	915.00 76.25	2.85%
Glaxosmithkline Cap PLC Gtd NT 1.50% Dtd 05/09/2012 Due 05/08/2017 Callable	30,000.000	30,436.20 29,892.30	450.00 66.25	1.48%
Hasbro Inc 6.30% Dtd 09/17/2007 Due 09/15/2017 Callable	50,000.000	57,974.50 53,447.50	3,150.00 927.50	5.43%
Hewlett Packard Co Gbl NT 3.00% Dtd 09/19/2011 Due 09/15/2016 Callable	50,000.000	50,320.00 49,892.00	1,500.00 441.66	2.98%
Illinois ST GO Bds Series Taxable 4.421% Dtd 01/15/2010 Due 01/01/2015 Callable	30,000.000	31,804.50 30,000.00	1,326.00 663.15	4.17%
Ingersoll Rand Finl Corp Inter NT 6.875% Dtd 08/15/2008 Due 08/15/2018 Callable	40,000.000	48,843.60 39,942.80	2,750.00 1,038.88	5.63%
Intel Corp Sr NT 2.70% Dtd 12/11/2012 Due 12/15/2022 Callable	40,000.000	39,944.00 39,829.20	1,080.00 60.00	2.70%
JPMorgan Chase & Co Sr NT 4.35% Dtd 08/10/2011 Due 08/15/2021 Non-Callable	60,000.000	67,094.40 59,712.00	2,610.00 986.00	3.89%
JP Morgan Chase Ser 2007 CIBC20 CI A 3 5.819% Dtd 09/01/2007 Due 02/12/2051 IPD11	55,000.000	57,386.07 58,061.52	3,200.00 266.70	5.58%
Kinder Morgan Energy Partners L P Sr NT 3.45% Dtd 08/13/2012 Due 02/15/2023 Callable	35,000.000	36,046.50 34,859.30	1,207.00 462.87	3.35%
Medco Health Solutions Inc Sr NT 2.75% Dtd 09/10/2010 Due 09/15/2015 Callable	50,000.000	52,119.00 51,335.00	1,375.00 404.86	2.64%
Omnicom Group Inc Sr NT 3.625% Dtd 04/23/2012 Due 05/01/2022 Callable	40,000.000	41,668.80 39,826.80	1,450.00 241.66	3.48%
Ontario Prov Cda Bd 2.95% Dtd 02/05/2010 Due 02/05/2015 Non-Callable	60,000.000	63,063.00 59,931.00	1,770.00 717.83	2.81%

**FATHER JOHN P RAYNOR CHARITABLE TR**
**Account Number:**  
**Statement Period:**
**10/01/12 - 12/31/12**
**Asset Position As of 12/31/12**

Asset Description	Units	Market Value Cost	Est. Annual Income Accruals	Current Yield
Prudential Finl Inc Medium Term Nts Tranche # Tr 00002 4.50% Dtd 07/07/2003 Due 07/15/2013	45,000.000	45,896.85 43,031.40	2,025 00 933 75	4 41%
Reinsurance Group Amer Inc 6.45% Dtd 11/06/2009 Due 11/15/2019	50,000.000	58,296.50 49,915.00	3,225 00 412.08	5.53%
Republic Svcs Inc NT 3 55% Dtd 05/21/2012 Due 06/01/2022 Callable	35,000 000	36,491.70 34,903.05	1,242 00 103 54	3.40%
Roper Inds Inc New 6 625% Dtd 08/04/2008 Due 08/15/2013 Callable	45,000 000	46,602 90 44,989.20	2,981 00 1,126 25	6.40%
Roper Inds Inc New Sr NT 1.85% Dtd 11/21/2012 Due 11/15/2017 Callable	35,000 000	34,973.75 34,968.50	647 00 71.94	1 85%
SBC Communications Inc Global NT 5.10% Dtd 11/03/2004 Due 09/15/2014 Callable	50,000 000	53,710 00 53,269.50	2,550 00 750.83	4 75%
Southwestern Elec Pwr Co Sr NT Ser E 5.55% Dtd 01/11/2007 Due 01/15/2017 Callable	30,000 000	33,838 50 31,214 40	1,665 00 767 75	4 92%
Statoil Asa NT 1 80% Dtd 11/23/2011 Due 11/23/2016 Callable	30,000 000	30,848.10 29,951.40	540.00 57 00	1 75%
TD Ameritrade Hldg Corp Sr NT 5 60% Dtd 11/25/2009 Due 12/01/2019 Callable	35,000.000	41,538.70 34,951.70	1,960.00 163.33	4 72%
Thermo Fisher Scientific Inc Sr NT 1.85% Dtd 08/22/2012 Due 01/15/2018 Callable	30,000.000	30,410.70 29,995.50	555 00 198 87	1.83%
Thomson Reuters Corp NT 5 95% Dtd 06/20/2008 Due 07/15/2013 Callable	40,000 000	41,125 20 39,799.20	2,380 00 1,097.44	5.79%
Toronto Dominion Bank Sr NT 2.375% Dtd 10/19/2011 Due 10/19/2016 Non-Callable	45,000 000	47,287.35 44,749.80	1,068 00 213.75	2.26%
Toyota Mtr CR Corp Medium Term Nts 1 25% Dtd 11/17/2011 Due 11/17/2014	30,000 000	30,423 90 29,934 00	375 00 45 83	1 23%

## FATHER JOHN P RAYNOR CHARITABLE TR

Account Number:  
Statement Period:

10/01/12 - 12/31/12

## Asset Position As of 12/31/12

Asset Description	Units	Market Value Cost	Est. Annual Income Accruals	Current Yield
US Treasury Note 4 250% Dtd 08/15/03 Due 08/15/2013	90,000.000	92,288 70 87,000 39	3,825.00 1,444.76	4.14%
US Treasury Note 4 750% Dtd 05/15/04 Due 05/15/2014	75,000 000	79,641.00 75,089 18	3,562 00 462.53	4.47%
US Treasury Note 4.25% Dtd 08/15/05 Due 08/15/2015	75,000 000	82,647.00 72,700 19	3,187 00 1,203.97	3.86%
US Treasury Note 4 500% Dtd 11/15/05 Due 11/15/2015	95,000 000	106,237.55 93,514.84	4,275 00 555.04	4.02%
US Treasury Note 5.125% Dtd 05/15/06 Due 05/15/2016	150,000 000	173,461 50 150,898.07	7,687 00 998 10	4.43%
US Treasury Note 4 625% Dtd 02/15/07 Due 02/15/2017	20,000 000	23,315 80 19,660.16	925.00 349.38	3.97%
US Treasury Note 4 500% Dtd 05/15/07 Due 05/15/2017	40,000 000	46,722 00 41,128.18	1,800 00 233.70	3.85%
US Treasury Note 3 500% Dtd 02/15/08 Due 02/15/2018	55,000 000	62,635 65 56,798 75	1,925 00 727 10	3.07%
US Treasury Note 2 750% Dtd 10/31/2008 Due 10/31/2013	75,000 000	76,602 75 75,624 07	2,062.00 353.24	2 69%
US Treasury Note 3 75% Dtd 11/15/2008 Due 11/15/2018	80,000.000	93,168.80 84,153.66	3,000.00 389.50	3 22%
US Treasury Note 1 50% Dtd 12/31/2008 Due 12/31/2013	45,000 000	45,592 65 44,565 97	675.00 1 86	1.48%
US Treasury Note 1 750% Dtd 02/02/09 Due 01/31/2014	50,000 000	50,842 00 49,972 82	875.00 366 16	1.72%
US Treasury Note 2.75% Dtd 02/15/2009 Due 02/15/2019	115,000 000	127,354 45 110,975 06	3,162 00 1,194.53	2 48%
US Treasury Note 3.125% Dtd 05/15/2009 Due 05/15/2019	10,000.000	11,326.60 9,476.60	312 00 40.57	2 76%
US Treasury Note 2 375% Dtd 03/31/2009 Due 03/31/2016	40,000 000	42,531 60 39,668.91	950 00 242.71	2 23%
US Treasury Note 3 25% Dtd 05/31/2009 Due 05/31/2016	50,000 000	54,758 00 48,925 98	1,625.00 142.85	2 97%
US Treasury Note 3.625% Dtd 08/15/2009 Due 08/15/2019	45,000 000	52,407 45 45,315 94	1,631.00 616 15	3 11%

**FATHER JOHN P RAYNOR CHARITABLE TR**
**Account Number:**  
**Statement Period:**
**10/01/12 - 12/31/12**
**Asset Position As of 12/31/12**

Asset Description	Units	Market Value Cost	Est. Annual Income Accruals	Current Yield
US Treasury Note 3.375% Dtd 11/15/2009 Due 11/15/2019	45,000.000	51,746.85 44,115.55	1,518.00 197.18	2.93%
US Treasury Note 2.625% Dtd 08/15/2010 Due 08/15/2020	85,000.000	93,354.65 78,807.57	2,231.00 842.78	2.39%
US Treasury Note 3.625% Dtd 02/15/2011 Due 02/15/2021	60,000.000	70,439.40 60,838.63	2,175.00 821.53	3.09%
US Treasury Note 3.125% Dtd 05/15/2011 Due 05/15/2021	30,000.000	34,024.20 30,205.44	937.00 121.71	2.76%
US Treasury Note 2.125% Dtd 08/15/2011 Due 08/15/2021	45,000.000	47,313.45 45,174.03	956.00 361.19	2.02%
US Treasury Note 1.375% Dtd 09/30/2011 Due 09/30/2018	100,000.000	102,813.00 99,129.31	1,375.00 351.30	1.34%
US Treasury Note 1.00% Dtd 09/30/2011 Due 09/30/2016	160,000.000	163,075.20 160,293.78	1,600.00 408.79	0.98%
US Treasury Note 2.00% Dtd 11/15/2011 Due 11/15/2021	65,000.000	67,473.25 65,047.98	1,300.00 168.78	1.93%
US Treasury Note 0.75% Dtd 06/30/2012 Due 06/30/2017	170,000.000	171,037.00 171,063.16	1,275.00 3.52	0.75%
US Treasury Note 1.00% Dtd 06/30/2012 Due 06/30/2019	80,000.000	79,775.20 80,524.21	800.00 2.20	1.00%
US Treasury Note 1.625% Dtd 08/15/2012 Due 08/15/2022	70,000.000	69,552.00 69,450.67	1,137.00 429.65	1.64%
US Treasury Note 1.625% Dtd 11/15/2012 Due 11/15/2022	55,000.000	54,407.10 54,233.23	893.00 116.03	1.64%
US Treasury Note 0.625% Dtd 11/30/2012 Due 11/30/2017	70,000.000	69,776.00 69,631.09	437.00 38.46	0.63%
Verizon Communications Inc NT Fltg Rate Dtd 03/28/2011 Due 03/28/2014	45,000.000	45,266.40 45,000.00	414.00 3.45	0.91%
Verizon Communications Inc NT 2.45% Dtd 11/07/2012 Due 11/01/2022 Callable	40,000.000	40,013.20 39,958.00	980.00 146.99	2.45%
Verizon Wireless Cap LLC Sr NT 5.55% Dtd 08/01/2009 Due 02/01/2014 Callable	55,000.000	57,735.70 58,807.10	3,052.00 1,271.87	5.29%



**FATHER JOHN P RAYNOR CHARITABLE TR**

Account Number:  
Statement Period:

10/01/12 - 12/31/12

**Asset Position As of 12/31/12**

Asset Description	Units	Market Value Cost	Est. Annual Income Accruals	Current Yield
Vodafone Group PLC New NT 5.00% Dtd 09/22/2003 Due 12/16/2013 Callable	45,000.000	46,923.30 46,446.75	2,250.00 93.75	4.80%
Walgreen Co Sr NT 3.10% Dtd 09/13/2012 Due 09/15/2022 Callable	35,000 000	35,303 45 34,961 15	1,085.00 325.50	3 07%
Wells Fargo & Co New Medium Term Sr Nts Tranche # Sr 00116 4.60% Dtd 03/29/2011 Due 04/01/2021	60,000 000	69,014 40 59,875.80	2,760 00 690 00	4 00%
Wells Fargo & Co New NT Step Cpn Dtd 09/15/2010 Due 06/15/2016	40,000 000	43,244 00 40,199 60	1,470.00 432.95	3.40%
Xerox Corp Sr NT Flt Var Rate Dtd 05/18/2011 Due 05/16/2014 Non-Callable	30,000 000	29,937 30 30,000 00	339.00 42 37	1 13%
<b>Total Fixed Income</b>		<b>\$ 5,577,286.57</b> <b>\$ 5,232,347.87</b>	<b>177,407.00</b> <b>41,310.94</b>	<b>3.18%</b>
<b>Cash</b>				
Principal Cash		0 00 0.00	0 00	0 00%
Income Cash		0.00 0.00	0 00	0 00%
<b>Total Cash</b>		<b>\$ 0.00</b> <b>\$ 0.00</b>	<b>0.00</b> <b>0.00</b>	<b>0.00%</b>
<b>Total Market Value</b>		<b>\$ 14,646,244.23</b> <b>\$ 12,339,185.68</b>	<b>308,747.00</b> <b>44,176.28</b>	<b>2.11%</b>
<b>Total Market Value Plus Accruals</b>		<b>\$ 14,690,420.51</b>		

**Income Activity**

	Date	Income Cash	Principal Cas
<b>Interest Income</b>			
Alliant Energy Corp Sr NT 4 00% Dtd 10/02/2009 Due 10/15/2014 Callable			
Int To 10/15/12 on 50,000	10/15/12	1,000.00	