



See a Social Security Number? Say Something!
Report Privacy Problems to <https://public.resource.org/privacy>
Or call the IRS Identity Theft Hotline at 1-800-908-4490



Form **990-PF**

Department of the Treasury
Internal Revenue Service

Return of Private Foundation
or Section 4947(a)(1) Nonexempt Charitable Trust
Treated as a Private Foundation

Note. The foundation may be able to use a copy of this return to satisfy state reporting requirements



OMB No 1545-0052

2012

Open to Public Inspection



For calendar year 2012, or tax year beginning 01-01-2012 , and ending 12-31-2012

Name of foundation DELFING CHAR TR SISTER IRMGARD		A Employer identification number 39-6781271	
Number and street (or P O box number if mail is not delivered to street address) BMO HARRIS BANK NA PO BOX 2980		B Telephone number (see instructions) (414) 287-8700	
City or town, state, and ZIP code MILWAUKEE, WI 53201		C If exemption application is pending, check here <input type="checkbox"/>	
G Check all that apply <input type="checkbox"/> Initial return <input type="checkbox"/> Initial return of a former public charity <input type="checkbox"/> Final return <input type="checkbox"/> Amended return <input checked="" type="checkbox"/> Address change <input type="checkbox"/> Name change		D 1. Foreign organizations, check here <input type="checkbox"/> 2. Foreign organizations meeting the 85% test, check here and attach computation <input type="checkbox"/>	
H Check type of organization <input checked="" type="checkbox"/> Section 501(c)(3) exempt private foundation <input type="checkbox"/> Section 4947(a)(1) nonexempt charitable trust <input type="checkbox"/> Other taxable private foundation		E If private foundation status was terminated under section 507(b)(1)(A), check here <input type="checkbox"/> F If the foundation is in a 60-month termination under section 507(b)(1)(B), check here <input type="checkbox"/>	
I Fair market value of all assets at end of year (from Part II, col. (c), line 16) \$ 14,292,791		J Accounting method <input checked="" type="checkbox"/> Cash <input type="checkbox"/> Accrual <input type="checkbox"/> Other (specify) <u> </u> (Part I, column (d) must be on cash basis.)	

Part I Analysis of Revenue and Expenses <small>(The total of amounts in columns (b), (c), and (d) may not necessarily equal the amounts in column (a) (see instructions))</small>		(a) Revenue and expenses per books	(b) Net investment income	(c) Adjusted net income	(d) Disbursements for charitable purposes (cash basis only)
Revenue	1 Contributions, gifts, grants, etc , received (attach schedule)				
	2 Check <input checked="" type="checkbox"/> if the foundation is not required to attach Sch B				
	3 Interest on savings and temporary cash investments				
	4 Dividends and interest from securities.	303,584	303,584		
	5a Gross rents				
	b Net rental income or (loss) _____				
	6a Net gain or (loss) from sale of assets not on line 10 	378,732			
	b Gross sales price for all assets on line 6a <u>4,289,045</u>				
	7 Capital gain net income (from Part IV, line 2)		378,732		
	8 Net short-term capital gain				
	9 Income modifications				
	10a Gross sales less returns and allowances				
Operating and Administrative Expenses	b Less Cost of goods sold				
	c Gross profit or (loss) (attach schedule)				
	11 Other income (attach schedule)				
	12 Total. Add lines 1 through 11	682,316	682,316		
	13 Compensation of officers, directors, trustees, etc	100,172	100,172		
	14 Other employee salaries and wages				
	15 Pension plans, employee benefits				
	16a Legal fees (attach schedule)				
	b Accounting fees (attach schedule)	800			800
	c Other professional fees (attach schedule)				
	17 Interest				
	18 Taxes (attach schedule) (see instructions) 	40,827	1,904		
	19 Depreciation (attach schedule) and depletion				
	20 Occupancy				
	21 Travel, conferences, and meetings				
	22 Printing and publications				
	23 Other expenses (attach schedule)				
	24 Total operating and administrative expenses. Add lines 13 through 23	141,799	102,076		800
	25 Contributions, gifts, grants paid	738,144			738,144
	26 Total expenses and disbursements. Add lines 24 and 25	879,943	102,076		738,944
	27 Subtract line 26 from line 12				
	a Excess of revenue over expenses and disbursements	-197,627			
	b Net investment income (if negative, enter -0-)		580,240		
	c Adjusted net income (if negative, enter -0-)				

Part II Balance Sheets		Attached schedules and amounts in the description column should be for end-of-year amounts only (See instructions)	Beginning of year	End of year	
			(a) Book Value	(b) Book Value	(c) Fair Market Value
Assets	1	Cash—non-interest-bearing			
	2	Savings and temporary cash investments		340,351	340,351
	3	Accounts receivable ▶ _____ Less allowance for doubtful accounts ▶ _____			
	4	Pledges receivable ▶ _____ Less allowance for doubtful accounts ▶ _____			
	5	Grants receivable			
	6	Receivables due from officers, directors, trustees, and other disqualified persons (attach schedule) (see page 15 of the instructions)			
	7	Other notes and loans receivable (attach schedule) ▶ _____ Less allowance for doubtful accounts ▶ _____			
	8	Inventories for sale or use			
	9	Prepaid expenses and deferred charges			
	10a	Investments—U S and state government obligations (attach schedule)			
	b	Investments—corporate stock (attach schedule)		7,147,068	8,833,543
	c	Investments—corporate bonds (attach schedule).		4,763,035	5,075,193
	11	Investments—land, buildings, and equipment basis ▶ _____ Less accumulated depreciation (attach schedule) ▶ _____			
	12	Investments—mortgage loans			
	13	Investments—other (attach schedule)	12,434,337		
	14	Land, buildings, and equipment basis ▶ _____ Less accumulated depreciation (attach schedule) ▶ _____			
15	Other assets (describe ▶ _____)	65,807	43,704	43,704	
16	Total assets (to be completed by all filers—see the instructions Also, see page 1, item I)	12,500,144	12,294,158	14,292,791	
Liabilities	17	Accounts payable and accrued expenses			
	18	Grants payable			
	19	Deferred revenue			
	20	Loans from officers, directors, trustees, and other disqualified persons			
	21	Mortgages and other notes payable (attach schedule)			
	22	Other liabilities (describe ▶ _____)			
	23	Total liabilities (add lines 17 through 22)		0	
Net Assets or Fund Balances	Foundations that follow SFAS 117, check here ▶ <input type="checkbox"/> and complete lines 24 through 26 and lines 30 and 31.				
	24	Unrestricted			
	25	Temporarily restricted			
	26	Permanently restricted			
	Foundations that do not follow SFAS 117, check here ▶ <input checked="" type="checkbox"/> and complete lines 27 through 31.				
	27	Capital stock, trust principal, or current funds	12,500,144	12,294,158	
	28	Paid-in or capital surplus, or land, bldg , and equipment fund			
	29	Retained earnings, accumulated income, endowment, or other funds			
	30	Total net assets or fund balances (see page 17 of the instructions)	12,500,144	12,294,158	
31	Total liabilities and net assets/fund balances (see page 17 of the instructions)	12,500,144	12,294,158		

Part III Analysis of Changes in Net Assets or Fund Balances

1	Total net assets or fund balances at beginning of year—Part II, column (a), line 30 (must agree with end-of-year figure reported on prior year’s return)	1	12,500,144
2	Enter amount from Part I, line 27a	2	-197,627
3	Other increases not included in line 2 (itemize) ▶  _____	3	737
4	Add lines 1, 2, and 3	4	12,303,254
5	Decreases not included in line 2 (itemize) ▶  _____	5	9,096
6	Total net assets or fund balances at end of year (line 4 minus line 5)—Part II, column (b), line 30	6	12,294,158

Part IV Capital Gains and Losses for Tax on Investment Income

(a) List and describe the kind(s) of property sold (e g , real estate, 2-story brick warehouse, or common stock, 200 shs MLC Co)		(b) How acquired P—Purchase D—Donation	(c) Date acquired (mo , day, yr)	(d) Date sold (mo , day, yr)
1 a	SEE ATTACHED SALES SCHEDULE	P	1990-01-01	2012-12-31
b	LONG TERM CAPITAL GAIN DIVIDENDS	P	1990-01-01	2012-12-31
c				
d				
e				

(e) Gross sales price	(f) Depreciation allowed (or allowable)	(g) Cost or other basis plus expense of sale	(h) Gain or (loss) (e) plus (f) minus (g)
a 4,216,126	0	3,910,313	305,813
b 72,919	0	0	72,919
c			
d			
e			

Complete only for assets showing gain in column (h) and owned by the foundation on 12/31/69			(I) Gains (Col (h) gain minus col (k), but not less than -0-) or Losses (from col (h))
(i) F M V as of 12/31/69	(j) Adjusted basis as of 12/31/69	(k) Excess of col (i) over col (j), if any	
a 0	0	0	305,813
b 0	0	0	72,919
c			
d			
e			

2 Capital gain net income or (net capital loss)	{ If gain, also enter in Part I, line 7 If (loss), enter -0- in Part I, line 7 }	2	378,732
3 Net short-term capital gain or (loss) as defined in sections 1222(5) and (6) If gain, also enter in Part I, line 8, column (c) (see instructions) If (loss), enter -0- in Part I, line 8		3	

Part V Qualification Under Section 4940(e) for Reduced Tax on Net Investment Income

(For optional use by domestic private foundations subject to the section 4940(a) tax on net investment income)

If section 4940(d)(2) applies, leave this part blank

Was the foundation liable for the section 4942 tax on the distributable amount of any year in the base period? ☐ Yes ☒ No

If "Yes," the foundation does not qualify under section 4940(e) Do not complete this part

1 Enter the appropriate amount in each column for each year, see page 18 of the instructions before making any entries

(a) Base period years Calendar year (or tax year beginning in)	(b) Adjusted qualifying distributions	(c) Net value of noncharitable-use assets	(d) Distribution ratio (col (b) divided by col (c))
2011	738,144	14,009,935	0 052687
2010	674,109	11,131,935	0 060556
2009	632,854	12,006,437	0 052710
2008	875,681	14,275,807	0 061340
2007	870,971	16,677,291	0 052225

2 Total of line 1, column (d).	2	0 279518
3 Average distribution ratio for the 5-year base period—divide the total on line 2 by 5, or by the number of years the foundation has been in existence if less than 5 years	3	0 055904
4 Enter the net value of noncharitable-use assets for 2012 from Part X, line 5.	4	13,985,433
5 Multiply line 4 by line 3.	5	781,842
6 Enter 1% of net investment income (1% of Part I, line 27b).	6	5,802
7 Add lines 5 and 6.	7	787,644
8 Enter qualifying distributions from Part XII, line 4.	8	738,944

If line 8 is equal to or greater than line 7, check the box in Part VI, line 1b, and complete that part using a 1% tax rate See
the Part VI instructions

Part VIExcise Tax Based on Investment Income (Section 4940(a), 4940(b), 4940(e), or 4948—see page 18 of the instructions)

1a		Exempt operating foundations described in section 4940(d)(2), check here <input type="checkbox"/> and enter "N/A" on line 1			
		Date of ruling or determination letter _____ (attach copy of letter if necessary—see instructions)			
b		Domestic foundations that meet the section 4940(e) requirements in Part V, check here <input type="checkbox"/> and enter 1% of Part I, line 27b		1	11,605
c		All other domestic foundations enter 2% of line 27b Exempt foreign organizations enter 4% of Part I, line 12, col (b)			
2		Tax under section 511 (domestic section 4947(a)(1) trusts and taxable foundations only Others enter -0-)		2	0
3		Add lines 1 and 2.		3	11,605
4		Subtitle A (income) tax (domestic section 4947(a)(1) trusts and taxable foundations only Others enter -0-)		4	
5		Tax based on investment income. Subtract line 4 from line 3 If zero or less, enter -0-		5	11,605
6		Credits/Payments			
a		2012 estimated tax payments and 2011 overpayment credited to 2012	6a	20,832	
b		Exempt foreign organizations—tax withheld at source	6b		
c		Tax paid with application for extension of time to file (Form 8868)	6c		
d		Backup withholding erroneously withheld	6d		
7		Total credits and payments Add lines 6a through 6d.		7	20,832
8		Enter any penalty for underpayment of estimated tax Check here <input type="checkbox"/> if Form 2220 is attached		8	
9		Tax due. If the total of lines 5 and 8 is more than line 7, enter amount owed		9	
10		Overpayment. If line 7 is more than the total of lines 5 and 8, enter the amount overpaid.		10	9,227
11		Enter the amount of line 10 to be Credited to 2013 estimated tax <input type="checkbox"/> 9,227	Refunded <input type="checkbox"/>	11	

Part VII-AStatements Regarding Activities

1a	During the tax year, did the foundation attempt to influence any national, state, or local legislation or did it participate or intervene in any political campaign?		Yes	No
		1a		No
b	Did it spend more than \$100 during the year (either directly or indirectly) for political purposes (see page 19 of the instructions for definition)?			No
	If the answer is "Yes" to 1a or 1b, attach a detailed description of the activities and copies of any materials published or distributed by the foundation in connection with the activities.			
c	Did the foundation file Form 1120-POL for this year?.	1c		No
d	Enter the amount (if any) of tax on political expenditures (section 4955) imposed during the year (1) On the foundation <input type="checkbox"/> \$ _____ (2) On foundation managers <input type="checkbox"/> \$ _____			
e	Enter the reimbursement (if any) paid by the foundation during the year for political expenditure tax imposed on foundation managers <input type="checkbox"/> \$ _____			
2	Has the foundation engaged in any activities that have not previously been reported to the IRS?	2		No
	If "Yes," attach a detailed description of the activities.			
3	Has the foundation made any changes, not previously reported to the IRS, in its governing instrument, articles of incorporation, or bylaws, or other similar instruments? If "Yes," attach a conformed copy of the changes	3		No
4a	Did the foundation have unrelated business gross income of \$1,000 or more during the year?.	4a		No
b	If "Yes," has it filed a tax return on Form 990-T for this year?.	4b		No
5	Was there a liquidation, termination, dissolution, or substantial contraction during the year?	5		No
	If "Yes," attach the statement required by General Instruction T.			
6	Are the requirements of section 508(e) (relating to sections 4941 through 4945) satisfied either <ul style="list-style-type: none">By language in the governing instrument, orBy state legislation that effectively amends the governing instrument so that no mandatory directions that conflict with the state law remain in the governing instrument?	6		No
7	Did the foundation have at least \$5,000 in assets at any time during the year? If "Yes," complete Part II, col (c), and Part XV	7	Yes	
8a	Enter the states to which the foundation reports or with which it is registered (see instructions) <input type="checkbox"/> WI _____			
b	If the answer is "Yes" to line 7, has the foundation furnished a copy of Form 990-PF to the Attorney General (or designate) of each state as required by General Instruction G? If "No," attach explanation .	8b		No
9	Is the foundation claiming status as a private operating foundation within the meaning of section 4942(j)(3) or 4942(j)(5) for calendar year 2012 or the taxable year beginning in 2012 (see instructions for Part XIV)? If "Yes," complete Part XIV	9		No
10	Did any persons become substantial contributors during the tax year? If "Yes," attach a schedule listing their names and addresses	10		No

Part VII-A

Statements Regarding Activities *(continued)*

11	At any time during the year, did the foundation, directly or indirectly, own a controlled entity within the meaning of section 512(b)(13)? If "Yes," attach schedule (see instructions).	11		No
12	Did the foundation make a distribution to a donor advised fund over which the foundation or a disqualified person had advisory privileges? If "Yes," attach statement (see instructions)	12		No
13	Did the foundation comply with the public inspection requirements for its annual returns and exemption application?	13	Yes	
Website address ▶N/A				
14	The books are in care of ▶BMO HARRIS BANK NA Telephone no ▶(414) 287-7181 Located at ▶111 EAST KILBOURN AVE MILWAUKEE WI ZIP +4 ▶53202			
15	Section 4947(a)(1) nonexempt charitable trusts filing Form 990-PF in lieu of Form 1041 —Check here ▶ <input type="checkbox"/> and enter the amount of tax-exempt interest received or accrued during the year ▶	15		
16	At any time during calendar year 2012, did the foundation have an interest in or a signature or other authority over a bank, securities, or other financial account in a foreign country?	16		No
See instructions for exceptions and filing requirements for Form TD F 90-22.1 If "Yes", enter the name of the foreign country ▶				

Part VII-B

Statements Regarding Activities for Which Form 4720 May Be Required

File Form 4720 if any item is checked in the "Yes" column, unless an exception applies.			Yes	No
1a	During the year did the foundation (either directly or indirectly)			
	(1) Engage in the sale or exchange, or leasing of property with a disqualified person? <input type="checkbox"/> Yes <input checked="" type="checkbox"/> No			
	(2) Borrow money from, lend money to, or otherwise extend credit to (or accept it from) a disqualified person?. <input type="checkbox"/> Yes <input checked="" type="checkbox"/> No			
	(3) Furnish goods, services, or facilities to (or accept them from) a disqualified person? <input type="checkbox"/> Yes <input checked="" type="checkbox"/> No			
	(4) Pay compensation to, or pay or reimburse the expenses of, a disqualified person? <input type="checkbox"/> Yes <input checked="" type="checkbox"/> No			
	(5) Transfer any income or assets to a disqualified person (or make any of either available for the benefit or use of a disqualified person)?. <input type="checkbox"/> Yes <input checked="" type="checkbox"/> No			
	(6) Agree to pay money or property to a government official? (Exception. Check "No" if the foundation agreed to make a grant to or to employ the official for a period after termination of government service, if terminating within 90 days). <input type="checkbox"/> Yes <input checked="" type="checkbox"/> No			
b	If any answer is "Yes" to 1a(1)–(6), did any of the acts fail to qualify under the exceptions described in Regulations section 53.4941(d)-3 or in a current notice regarding disaster assistance (see page 20 of the instructions)?. . . Organizations relying on a current notice regarding disaster assistance check here. ▶ <input checked="" type="checkbox"/>	1b		
c	Did the foundation engage in a prior year in any of the acts described in 1a, other than excepted acts, that were not corrected before the first day of the tax year beginning in 2012?.	1c		No
2	Taxes on failure to distribute income (section 4942) (does not apply for years the foundation was a private operating foundation defined in section 4942(j)(3) or 4942(j)(5))			
a	At the end of tax year 2012, did the foundation have any undistributed income (lines 6d and 6e, Part XIII) for tax year(s) beginning before 2012?. <input type="checkbox"/> Yes <input checked="" type="checkbox"/> No If "Yes," list the years ▶ 20____, 20____, 20____, 20____			
b	Are there any years listed in 2a for which the foundation is not applying the provisions of section 4942(a)(2) (relating to incorrect valuation of assets) to the year's undistributed income? (If applying section 4942(a)(2) to all years listed, answer "No" and attach statement—see instructions).	2b		
c	If the provisions of section 4942(a)(2) are being applied to any of the years listed in 2a, list the years here ▶ 20____, 20____, 20____, 20____			
3a	Did the foundation hold more than a 2% direct or indirect interest in any business enterprise at any time during the year?. <input type="checkbox"/> Yes <input checked="" type="checkbox"/> No			
b	If "Yes," did it have excess business holdings in 2012 as a result of (1) any purchase by the foundation or disqualified persons after May 26, 1969, (2) the lapse of the 5-year period (or longer period approved by the Commissioner under section 4943(c)(7)) to dispose of holdings acquired by gift or bequest, or (3) the lapse of the 10-, 15-, or 20-year first phase holding period? (<i>Use Schedule C, Form 4720, to determine if the foundation had excess business holdings in 2012.</i>).	3b		
4a	Did the foundation invest during the year any amount in a manner that would jeopardize its charitable purposes?	4a		No
b	Did the foundation make any investment in a prior year (but after December 31, 1969) that could jeopardize its charitable purpose that had not been removed from jeopardy before the first day of the tax year beginning in 2012?	4b		No

Part VII-B Statements Regarding Activities for Which Form 4720 May Be Required <i>(continued)</i>				
5a During the year did the foundation pay or incur any amount to				
(1) Carry on propaganda, or otherwise attempt to influence legislation (section 4945(e))?		<input type="checkbox"/> Yes	<input checked="" type="checkbox"/> No	
(2) Influence the outcome of any specific public election (see section 4955), or to carry on, directly or indirectly, any voter registration drive?		<input type="checkbox"/> Yes	<input checked="" type="checkbox"/> No	
(3) Provide a grant to an individual for travel, study, or other similar purposes?		<input type="checkbox"/> Yes	<input checked="" type="checkbox"/> No	
(4) Provide a grant to an organization other than a charitable, etc , organization described in section 509(a)(1), (2), or (3), or section 4940(d)(2)? (see instructions).		<input type="checkbox"/> Yes	<input checked="" type="checkbox"/> No	
(5) Provide for any purpose other than religious, charitable, scientific, literary, or educational purposes, or for the prevention of cruelty to children or animals?		<input type="checkbox"/> Yes	<input checked="" type="checkbox"/> No	
b If any answer is "Yes" to 5a(1)–(5), did any of the transactions fail to qualify under the exceptions described in Regulations section 53.4945 or in a current notice regarding disaster assistance (see instructions)?		5b		
Organizations relying on a current notice regarding disaster assistance check here.		<input checked="" type="checkbox"/>		
c If the answer is "Yes" to question 5a(4), does the foundation claim exemption from the tax because it maintained expenditure responsibility for the grant?		<input type="checkbox"/> Yes	<input checked="" type="checkbox"/> No	
<i>If "Yes," attach the statement required by Regulations section 53.4945–5(d).</i>				
6a Did the foundation, during the year, receive any funds, directly or indirectly, to pay premiums on a personal benefit contract?		<input type="checkbox"/> Yes	<input checked="" type="checkbox"/> No	
b Did the foundation, during the year, pay premiums, directly or indirectly, on a personal benefit contract?		6b No		
<i>If "Yes" to 6b, file Form 8870.</i>				
7a At any time during the tax year, was the foundation a party to a prohibited tax shelter transaction?		<input type="checkbox"/> Yes	<input checked="" type="checkbox"/> No	
b If yes, did the foundation receive any proceeds or have any net income attributable to the transaction?		7b		

Part VIII Information About Officers, Directors, Trustees, Foundation Managers, Highly Paid Employees, and Contractors				
1 List all officers, directors, trustees, foundation managers and their compensation (see instructions).				
(a) Name and address	(b) Title, and average hours per week devoted to position	(c) Compensation (If not paid, enter -0-)	(d) Contributions to employee benefit plans and deferred compensation	(e) Expense account, other allowances
BMO HARRIS BANK NA 111 E KILBOURN AVE STE 200 MILWAUKEE, WI 53202	TRUSTEE 8 00	100,172	0	0
2 Compensation of five highest-paid employees (other than those included on line 1—see instructions). If none, enter "NONE."				
(a) Name and address of each employee paid more than \$50,000	(b) Title, and average hours per week devoted to position	(c) Compensation	(d) Contributions to employee benefit plans and deferred compensation	(e) Expense account, other allowances
NONE				
Total number of other employees paid over \$50,000.				0

Part VIII

Information About Officers, Directors, Trustees, Foundation Managers, Highly Paid Employees, and Contractors (continued)

3 Five highest-paid independent contractors for professional services (see instructions). If none, enter "NONE".		
(a) Name and address of each person paid more than \$50,000	(b) Type of service	(c) Compensation
NONE		
Total number of others receiving over \$50,000 for professional services.		0

Part IX-A

Summary of Direct Charitable Activities

List the foundation's four largest direct charitable activities during the tax year. Include relevant statistical information such as the number of organizations and other beneficiaries served, conferences convened, research papers produced, etc.	Expenses
1	
2	
3	
4	

Part IX-B

Summary of Program-Related Investments (see instructions)

Describe the two largest program-related investments made by the foundation during the tax year on lines 1 and 2	Amount
1	
2	
All other program-related investments. See page 24 of the instructions.	
3	

Part X

Minimum Investment Return (All domestic foundations must complete this part. Foreign foundations, see instructions.)

1	Fair market value of assets not used (or held for use) directly in carrying out charitable, etc , purposes		
a	Average monthly fair market value of securities.	1a	14,198,409
b	Average of monthly cash balances.	1b	0
c	Fair market value of all other assets (see instructions).	1c	0
d	Total (add lines 1a, b, and c).	1d	14,198,409
e	Reduction claimed for blockage or other factors reported on lines 1a and 1c (attach detailed explanation).	1e	
2	Acquisition indebtedness applicable to line 1 assets.	2	
3	Subtract line 2 from line 1d.	3	14,198,409
4	Cash deemed held for charitable activities Enter 1 1/2% of line 3 (for greater amount, see instructions).	4	212,976
5	Net value of noncharitable-use assets. Subtract line 4 from line 3 Enter here and on Part V, line 4	5	13,985,433
6	Minimum investment return. Enter 5% of line 5.	6	699,272

Part XI

Distributable Amount (see instructions) (Section 4942(j)(3) and (j)(5) private operating foundations and certain foreign organizations check here ☐ and do not complete this part.)

1	Minimum investment return from Part X, line 6.	1	699,272
2a	Tax on investment income for 2012 from Part VI, line 5.	2a	11,605
b	Income tax for 2012 (This does not include the tax from Part VI).	2b	
c	Add lines 2a and 2b.	2c	11,605
3	Distributable amount before adjustments Subtract line 2c from line 1.	3	687,667
4	Recoveries of amounts treated as qualifying distributions.	4	
5	Add lines 3 and 4.	5	687,667
6	Deduction from distributable amount (see instructions).	6	
7	Distributable amount as adjusted Subtract line 6 from line 5 Enter here and on Part XIII, line 1.	7	687,667

Part XII

Qualifying Distributions (see instructions)

1	Amounts paid (including administrative expenses) to accomplish charitable, etc , purposes		
a	Expenses, contributions, gifts, etc —total from Part I, column (d), line 26.	1a	738,944
b	Program-related investments—total from Part IX-B.	1b	
2	Amounts paid to acquire assets used (or held for use) directly in carrying out charitable, etc , purposes.	2	
3	Amounts set aside for specific charitable projects that satisfy the		
a	Suitability test (prior IRS approval required).	3a	
b	Cash distribution test (attach the required schedule).	3b	
4	Qualifying distributions. Add lines 1a through 3b Enter here and on Part V, line 8, and Part XIII, line 4	4	738,944
5	Foundations that qualify under section 4940(e) for the reduced rate of tax on net investment income Enter 1% of Part I, line 27b (see instructions).	5	
6	Adjusted qualifying distributions. Subtract line 5 from line 4.	6	738,944
Note: The amount on line 6 will be used in Part V, column (b), in subsequent years when calculating whether the foundation qualifies for the section 4940(e) reduction of tax in those years			

Part XIII

Undistributed Income (see instructions)

	(a) Corpus	(b) Years prior to 2011	(c) 2011	(d) 2012
1 Distributable amount for 2012 from Part XI, line 7				687,667
2 Undistributed income, if any, as of the end of 2012				
a Enter amount for 2011 only.				
b Total for prior years 20____, 20____, 20____				
3 Excess distributions carryover, if any, to 2012				
a From 2007.	51,868			
b From 2008.	167,233			
c From 2009.	37,389			
d From 2010.	122,985			
e From 2011.	58,478			
f Total of lines 3a through e.	437,953			
4 Qualifying distributions for 2012 from Part XII, line 4 ▶ \$ 738,944				
a Applied to 2011, but not more than line 2a				
b Applied to undistributed income of prior years (Election required—see instructions).				
c Treated as distributions out of corpus (Election required—see instructions).				
d Applied to 2012 distributable amount.				687,667
e Remaining amount distributed out of corpus	51,277			
5 Excess distributions carryover applied to 2012 (If an amount appears in column (d), the same amount must be shown in column (a).)				
6 Enter the net total of each column as indicated below:				
a Corpus Add lines 3f, 4c, and 4e Subtract line 5	489,230			
b Prior years' undistributed income Subtract line 4b from line 2b.				
c Enter the amount of prior years' undistributed income for which a notice of deficiency has been issued, or on which the section 4942(a) tax has been previously assessed.				
d Subtract line 6c from line 6b Taxable amount—see instructions				
e Undistributed income for 2011 Subtract line 4a from line 2a Taxable amount—see instructions				
f Undistributed income for 2012 Subtract lines 4d and 5 from line 1 This amount must be distributed in 2013.				0
7 Amounts treated as distributions out of corpus to satisfy requirements imposed by section 170(b)(1)(F) or 4942(g)(3) (see instructions).				
8 Excess distributions carryover from 2007 not applied on line 5 or line 7 (see instructions). . .	51,868			
9 Excess distributions carryover to 2013. Subtract lines 7 and 8 from line 6a.	437,362			
10 Analysis of line 9				
a Excess from 2008. . . .	167,233			
b Excess from 2009. . . .	37,389			
c Excess from 2010. . . .	122,985			
d Excess from 2011. . . .	58,478			
e Excess from 2012. . . .	51,277			

Part XIVPrivate Operating Foundations (see instructions and Part VII-A, question 9)

1a

If the foundation has received a ruling or determination letter that it is a private operating foundation, and the ruling is effective for 2012, enter the date of the ruling.

b

Check box to indicate whether the organization is a private operating foundation described in section 4942(j)(3) or 4942(j)(5)

☐ 4942(j)(3) or ☐ 4942(j)(5)

2a	Enter the lesser of the adjusted net income from Part I or the minimum investment return from Part X for each year listed	Tax year	Prior 3 years			(e) Total
		(a) 2012	(b) 2011	(c) 2010	(d) 2009	
b	85% of line 2a					
c	Qualifying distributions from Part XII, line 4 for each year listed					
d	Amounts included in line 2c not used directly for active conduct of exempt activities					
e	Qualifying distributions made directly for active conduct of exempt activities Subtract line 2d from line 2c					
3	Complete 3a, b, or c for the alternative test relied upon					
a	"Assets" alternative test—enter					
	(1) Value of all assets					
	(2) Value of assets qualifying under section 4942(j)(3)(B)(i)					
b	"Endowment" alternative test— enter 2/3 of minimum investment return shown in Part X, line 6 for each year listed. . . .					
c	"Support" alternative test—enter					
	(1) Total support other than gross investment income (interest, dividends, rents, payments on securities loans (section 512(a)(5)), or royalties).					
	(2) Support from general public and 5 or more exempt organizations as provided in section 4942(j)(3)(B)(iii).					
	(3) Largest amount of support from an exempt organization					
	(4) Gross investment income					

Part XVSupplementary Information (Complete this part only if the organization had \$5,000 or more in assets at any time during the year—see instructions.)

1

Information Regarding Foundation Managers:

a

List any managers of the foundation who have contributed more than 2% of the total contributions received by the foundation before the close of any tax year (but only if they have contributed more than \$5,000) (See section 507(d)(2))

b

List any managers of the foundation who own 10% or more of the stock of a corporation (or an equally large portion of the ownership of a partnership or other entity) of which the foundation has a 10% or greater interest

2

Information Regarding Contribution, Grant, Gift, Loan, Scholarship, etc., Programs:

Check here ☒ if the foundation only makes contributions to preselected charitable organizations and does not accept unsolicited requests for funds. If the foundation makes gifts, grants, etc. (see instructions) to individuals or organizations under other conditions, complete items 2a, b, c, and d.

a

The name, address, and telephone number or e-mail of the person to whom applications should be addressed

BMO HARRIS BANK NA
111 E KILBOURN AVE STE 200
MILWAUKEE, WI 53202

b

The form in which applications should be submitted and information and materials they should include

c

Any submission deadlines

d

Any restrictions or limitations on awards, such as by geographical areas, charitable fields, kinds of institutions, or other factors

PURSUANT TO TRUST AGREEMENT ALL NET INCOME PAYABLE TO SCHOENSTATT SISTERS OF MARY

3 Grants and Contributions Paid During the Year or Approved for Future Payment

Form **990-PF** (2012)

Enter gross amounts unless otherwise indicated		Unrelated business income		Excluded by section 512, 513, or 514		(e) Related or exempt function income (See instructions)
		(a) Business code	(b) Amount	(c) Exclusion code	(d) Amount	
1	Program service revenue					
a	_____					
b	_____					
c	_____					
d	_____					
e	_____					
f	_____					
g	Fees and contracts from government agencies					
2	Membership dues and assessments. . . .					
3	Interest on savings and temporary cash investments					
4	Dividends and interest from securities. . . .			14	303,584	
5	Net rental income or (loss) from real estate					
a	Debt-financed property.					
b	Not debt-financed property.					
6	Net rental income or (loss) from personal property					
7	Other investment income.					
8	Gain or (loss) from sales of assets other than inventory			18	378,732	
9	Net income or (loss) from special events					
10	Gross profit or (loss) from sales of inventory. .					
11	Other revenue a _____					
b	_____					
c	_____					
d	_____					
e	_____					
12	Subtotal. Add columns (b), (d), and (e). .				682,316	
13	Total. Add line 12, columns (b), (d), and (e).					682,316

[illegible]

1 Did the organization directly or indirectly engage in any of the following with any other organization described in section 501(c) of the Code (other than section 501(c)(3) organizations) or in section 527, relating to political organizations?		Yes	No
a Transfers from the reporting foundation to a noncharitable exempt organization of			
(1) Cash.	1a(1)		No
(2) Other assets.	1a(2)		No
b Other transactions			
(1) Sales of assets to a noncharitable exempt organization.	1b(1)		No
(2) Purchases of assets from a noncharitable exempt organization.	1b(2)		No
(3) Rental of facilities, equipment, or other assets.	1b(3)		No
(4) Reimbursement arrangements.	1b(4)		No
(5) Loans or loan guarantees.	1b(5)		No
(6) Performance of services or membership or fundraising solicitations.	1b(6)		No
c Sharing of facilities, equipment, mailing lists, other assets, or paid employees.	1c		No
d If the answer to any of the above is "Yes," complete the following schedule. Column (b) should always show the fair market value of the goods, other assets, or services given by the reporting foundation. If the foundation received less than fair market value in any transaction or sharing arrangement, show in column (d) the value of the goods, other assets, or services received.			

2a Is the foundation directly or indirectly affiliated with, or related to, one or more tax-exempt organizations described in section 501(c) of the Code (other than section 501(c)(3)) or in section 527? ☐ Yes ☒ No

b If "Yes," complete the following schedule

(a) Name of organization	(b) Type of organization	(c) Description of relationship

Paid Preparer Use Only	Print/Type preparer's name	Preparer's Signature	Date	Check if self-employed <input checked="checked" type="checkbox"/>	PTIN
	RICHARD STENDLER	RICHARD STENDLER	2013-05-07		
	Firm's name <input type="checkbox"/>	BMO HARRIS BANK NA 111 E KILBOURN AVE STE 200		Firm's EIN <input type="checkbox"/>	
	Firm's address <input type="checkbox"/>	MILWAUKEE, WI 53202		Phone no (414) 287-7134	

Note: To capture the full content of this document, please select landscape mode (11" x 8.5") when printing.

TY 2012 Gain/Loss from Sale of Other Assets Schedule

Name: DELFING CHAR TR SISTER IRMGARD

EIN: 39-6781271

Name	Date Acquired	How Acquired	Date Sold	Purchaser Name	Gross Sales Price	Basis	Basis Method	Sales Expenses	Total (net)	Accumulated Depreciation
SEE ATTACHED SALES SCHEDULE	1990-01	Purchased	2012-12		4,216,126	3,910,313			305,813	
LONG TERM CAPITAL GAIN DIVIDENDS	1990-01	Purchased	2012-12		72,919				72,919	

TY 2012 Other Decreases Schedule

Name: DELFING CHAR TR SISTER IRMGARD

EIN: 39-6781271

Description	Amount
INTEREST PAID ON PURCHASE DEFERRED TO 2013	357
CHANGE IN ACCRUAL	8,739

TY 2012 Other Increases Schedule

Name: DELFING CHAR TR SISTER IRMGARD

EIN: 39-6781271

Description	Amount
INTEREST PAID ON PURCHASE DURING PRIOR YEAR	737

TY 2012 Taxes Schedule**Name:** DELFING CHAR TR SISTER IRMGARD**EIN:** 39-6781271

Category	Amount	Net Investment Income	Adjusted Net Income	Disbursements for Charitable Purposes
ESTIMATED TAX	20,832			
PRIOR YEAR EXCISE TAX	18,091			
FOREIGN TAX PAID	1,904	1,904		

FROM 01/01/2012
TO 12/31/2012

BMO HARRIS BANK N A
STATEMENT OF CAPITAL GAINS AND LOSSES
SISTER INMAGARD DELFING CHAR TR

RUN 05/06/2013
10 02 45 AM

TRUST YEAR ENDING: 12/31/2012

TAX PREPARER RS2
TRUST ADMINISTRATOR RJC
INVESTMENT OFFICER PJS

LEGEND F - FEDERAL S - STATE I - INHERITED
E - EXEMPT FROM STATE U - ACQ COST UNKNOWN

PROPERTY DESCRIPTION	SHARES	DATE	SALES PRICE	COST BASIS	GAIN/LOSS	TERM	NC
30000 0000 AT&T INC GLBL NT 0 875% DTD 02/13/2012 DUE 02/13/2015			00206RBB7 - MINOR = 200				
SOLD		06/12/2012	29888 40				
ACQ	30000 0000	02/08/2012	29888 40	29978 70	-90 30	ST	Y
40000 0000 AT&T INC GLBL NT 3 00% DTD 02/13/2012 DUE 02/15/2022			00206RBD3 - MINOR = 200				
SOLD		07/19/2012	42157 60				
ACQ	40000 0000	06/11/2012	42157 60	40171 77	1985 83	ST	Y
55000 0000 ABBEY NATL TREAS SVCS PLC GTD NT 4 00% DTD 04/27/2011 DUE 04/27/2016			002799AJ3 - MINOR = 290				
SOLD		07/16/2012	54698 60				
ACQ	55000 0000	04/20/2011	54698 60	54978 00	279 40	LT15	Y
50000 0000 AGILENT TECHNOLOGIES INC SR NT 4 45% DTD 09/14/2009 DUE 09/14/2012			00846UAD3 - MINOR = 210				
SOLD		09/14/2012	50000 00				
ACQ	50000 0000	09/09/2009	50000 00	49955 50	44 50	LT15	Y
40000 0000 AMVESCAP PLC SR NT 5 375% DTD 02/27/2003 DUE 02/27/2013			03235EAK6 - MINOR = 290				
SOLD		12/10/2012	40430 80				
ACQ	40000 0000	07/28/2011	40430 80	40000 00	430 80	LT15	Y
40000 0000 INVESCO PLC NEW SR NT 5 375% DTD 12/14/2004 DUE 12/15/2014			03235EAP5 - MINOR = 290				
SOLD		12/10/2012	42651 57				
ACQ	40000 0000	07/30/2009	42651 57	37940 80	4710 77	LT15	Y
50000 0000 BANK AMER FDG CORP 5 65% DTD 05/02/2008 DUE 05/01/2018			06051GDX4 - MINOR = 237				
SOLD		08/10/2012	55403 50				
ACQ	50000 0000	05/01/2008	55403 50	50239 13	5164 37	LT15	Y
FOUND UPDATE 08/24/12							
40000 0000 BEAR STEARNS CMBS SER 2007 PWR17 CL A M FLTG RATE DTD 09/01/2007 DUE			07388QAG4 - MINOR = 243				
SOLD		01/27/2012	41509 37				
ACQ	40000 0000	11/08/2007	41509 37	39525 00	1984 37	LT15	Y
25000 0000 BECTON DICKINSON & CO NT 1 75% DTD 11/08/2011 DUE 11/08/2016			075887BB4 - MINOR = 210				
SOLD		07/09/2012	25775 00				
ACQ	25000 0000	11/03/2011	25775 00	24991 75	783 25	ST	Y
8571 4290 DAVIS N Y VENTURE FD INC CL Y - 239080401 - MINOR = 571							
SOLD		07/26/2012	300000 00				
ACQ	8571 4290	12/28/2009	300000 00	270000 01	29999 99	LT15	Y
5527 9160 DAVIS N Y VENTURE FD INC CL Y - 239080401 - MINOR = 571							
SOLD		08/20/2012	200000 00				
ACQ	5527 9160	07/27/2011	200000 00	195467 10	4532 90	LT15	Y
11437 2470 DAVIS N Y VENTURE FD INC CL Y - 239080401 - MINOR = 571							
SOLD		09/26/2012	417573 89				
ACQ	128 1930	07/27/2011	4680 33	4532 90	147 43	LT15	Y
11309 0540		12/28/2009	412893 56	356235 20	56658 36	LT15	Y
40000 0000 ECOLAB INC NT 4 35% DTD 12/08/2011 DUE 12/08/2021			278865AL4 - MINOR = 210				
SOLD		11/06/2012	45090 40				
ACQ	40000 0000	05/18/2012	45090 40	43219 56	1870 84	ST	Y
234 1100 FEDERAL HOME LN MTG CORP PARTN GOLD GROUP #J03500 6 000% DTD 09/01/06			3128PE3H9 - MINOR = 053				
SOLD		01/31/2012	234 11				
ACQ	234 1100	11/08/2006	234 11	234 11	0 00	LT15	Y
CHANGED 06/12/12 KSD							
188 8900 FEDERAL HOME LN MTG CORP PARTN GOLD GROUP #J03500 6 000% DTD 09/01/06			3128PE3H9 - MINOR = 053				
SOLD		03/15/2012	188 89				
ACQ	188 8900	11/08/2006	188 89	188 89	0 00	LT15	Y
196 2000 FEDERAL HOME LN MTG CORP PARTN GOLD GROUP #J03500 6 000% DTD 09/01/06			3128PE3H9 - MINOR = 053				
SOLD		04/15/2012	196 20				
ACQ	196 2000	11/08/2006	196 20	196 20	0 00	LT15	Y
840 7100 FEDERAL HOME LN MTG CORP PARTN GOLD GROUP #J03500 6 000% DTD 09/01/06			3128PE3H9 - MINOR = 053				
SOLD		05/15/2012	840 71				
ACQ	840 7100	11/08/2006	840 71	840 71	0 00	LT15	Y
194 2200 FEDERAL HOME LN MTG CORP PARTN GOLD GROUP #J03500 6 000% DTD 09/01/06			3128PE3H9 - MINOR = 053				
SOLD		06/15/2012	194 22				
ACQ	194 2200	11/08/2006	194 22	194 22	0 00	LT15	Y
193 2200 FEDERAL HOME LN MTG CORP PARTN GOLD GROUP #J03500 6 000% DTD 09/01/06			3128PE3H9 - MINOR = 053				
SOLD		07/15/2012	193 22				
ACQ	193 2200	11/08/2006	193 22	193 22	0 00	LT15	Y
193 9400 FEDERAL HOME LN MTG CORP PARTN GOLD GROUP #J03500 6 000% DTD 09/01/06			3128PE3H9 - MINOR = 053				
SOLD		08/15/2012	193 94				
ACQ	193 9400	11/08/2006	193 94	193 94	0 00	LT15	Y
907 7200 FEDERAL HOME LN MTG CORP PARTN GOLD GROUP #J03500 6 000% DTD 09/01/06			3128PE3H9 - MINOR = 053				
SOLD		09/15/2012	907 72				
ACQ	907 7200	11/08/2006	907 72	907 72	0 00	LT15	Y
188 6700 FEDERAL HOME LN MTG CORP PARTN GOLD GROUP #J03500 6 000% DTD 09/01/06			3128PE3H9 - MINOR = 053				
SOLD		10/15/2012	188 67				
ACQ	188 6700	11/08/2006	188 67	188 67	0 00	LT15	Y
196 8800 FEDERAL HOME LN MTG CORP PARTN GOLD GROUP #J03500 6 000% DTD 09/01/06			3128PE3H9 - MINOR = 053				
SOLD		11/15/2012	196 88				
ACQ	196 8800	11/08/2006	196 88	196 88	0 00	LT15	Y
194 7100 FEDERAL HOME LN MTG CORP PARTN GOLD GROUP #J03500 6 000% DTD 09/01/06			3128PE3H9 - MINOR = 053				
SOLD		12/15/2012	194 71				
ACQ	194 7100	11/08/2006	194 71	194 71	0 00	LT15	Y
194 4900 FEDERAL HOME LN MTG CORP PARTN GOLD GROUP #J03500 6 000% DTD 09/01/06			3128PE3H9 - MINOR = 053				
SOLD		12/31/2012	194 49				
ACQ	194 4900	11/08/2006	194 49	194 49	0 00	LT15	Y
CHANGED 05/06/13 RLS							
60000 0000 FEDERAL HOME LN MTG CORP DEB 5 125% DTD 07/16/2002 DUE 07/15/2012			3134A4QD9 - MINOR = 055				
SOLD		06/01/2012	60366 00				
ACQ	60000 0000	09/19/2006	60366 00	60263 76	102 24	LT15	Y
150000 0000 FEDERAL HOME LN MTG CORP DEB 5 125% DTD 07/16/2002 DUE 07/15/2012			3134A4QD9 - MINOR = 055				
SOLD		07/15/2012	150000 00				
ACQ	150000 0000	09/19/2006	150000 00	150659 40	-659 40	LT15	Y

FROM 01/01/2012
TO 12/31/2012

BMO HARRIS BANK N A
STATEMENT OF CAPITAL GAINS AND LOSSES
SISTER IRMGARD DELPING CHAR TR

RUN 05/06/2013
10 02 45 AM

TRUST YEAR ENDING 12/31/2012

TAX PREPARER RS2
TRUST ADMINISTRATOR PJC
INVESTMENT OFFICER PJS

LEGEND F - FEDERAL S - STATE I - INHERITED
E - EXEMPT FROM STATE U - ACQ COST UNKNOWN

PROPERTY DESCRIPTION	SHARES	DATE	SALES PRICE	COST BASIS	GAIN/LOSS	TERM	NC
156 4700 FEDERAL NATL MTG ASSN		GT D PASS THRU CTF POOL #555203 7	000% DTD - 31385WX87	MINOR = 060			
SOLD		01/31/2012	156 47				
ACQ	9 4410	06/02/2004	9 44	9 44	0 00	LT15	Y
	147 0290	06/01/2004	147 03	147 03	0 00	LT15	Y
CHANGED 06/12/12 KSD							
186 8700 FEDERAL NATL MTG ASSN		GT D PASS THRU CTF POOL #555203 7	000% DTD - 31385WX87	MINOR = 060			
SOLD		03/26/2012	186 87				
ACQ	11 2750	06/02/2004	11 28	11 28	0 00	LT15	Y
	175 5950	06/01/2004	175 59	175 59	0 00	LT15	Y
231 6500 FEDERAL NATL MTG ASSN		GT D PASS THRU CTF POOL #555203 7	000% DTD - 31385WX87	MINOR = 060			
SOLD		04/25/2012	231 65				
ACQ	13 9770	06/02/2004	13 98	13 98	0 00	LT15	Y
	217 6730	06/01/2004	217 67	217 67	0 00	LT15	Y
177 1300 FEDERAL NATL MTG ASSN		GT D PASS THRU CTF POOL #555203 7	000% DTD - 31385WX87	MINOR = 060			
SOLD		05/25/2012	177 13				
ACQ	10 6870	06/02/2004	10 69	10 69	0 00	LT15	Y
	166 4430	06/01/2004	166 44	166 44	0 00	LT15	Y
215 5100 FEDERAL NATL MTG ASSN		GT D PASS THRU CTF POOL #555203 7	000% DTD - 31385WX87	MINOR = 060			
SOLD		06/25/2012	215 51				
ACQ	13 0030	06/02/2004	13 00	13 00	0 00	LT15	Y
	202 5070	06/01/2004	202 51	202 51	0 00	LT15	Y
266 3500 FEDERAL NATL MTG ASSN		GT D PASS THRU CTF POOL #555203 7	000% DTD - 31385WX87	MINOR = 060			
SOLD		07/25/2012	266 35				
ACQ	16 0700	06/02/2004	16 07	16 07	0 00	LT15	Y
	250 2800	06/01/2004	250 28	250 28	0 00	LT15	Y
87 1500 FEDERAL NATL MTG ASSN		GT D PASS THRU CTF POOL #555203 7	000% DTD - 31385WX87	MINOR = 060			
SOLD		08/27/2012	87 15				
ACQ	5 2580	06/02/2004	5 26	5 26	0 00	LT15	Y
	81 8920	06/01/2004	81 89	81 89	0 00	LT15	Y
101 6200 FEDERAL NATL MTG ASSN		GT D PASS THRU CTF POOL #555203 7	000% DTD - 31385WX87	MINOR = 060			
SOLD		09/2 /2012	101 62				
ACQ	6 1310	06/02/2004	6 13	6 13	0 00	LT15	Y
	95 4890	06/01/2004	95 49	95 49	0 00	LT15	Y
243 4800 FEDERAL NATL MTG ASSN		GT D PASS THRU CTF POOL #555203 7	000% DTD - 31385WX87	MINOR = 060			
SOLD		10/27/2012	243 48				
ACQ	14 6900	06/02/2004	14 69	14 69	0 00	LT15	Y
	228 7900	06/01/2004	228 79	228 79	0 00	LT1	Y
130 0100 FEDERAL NATL MTG ASSN		GT D PASS THRU CTF POOL #555203 7	000% DTD - 31385WX87	MINOR = 060			
SOLD		11/26/2012	130 01				
ACQ	7 8440	06/02/2004	7 84	7 84	0 00	LT15	Y
	122 1660	06/01/2004	122 17	122 17	0 00	LT15	Y
161 7000 FEDERAL NATL MTG ASSN		GT D PASS THRU CTF POOL #555203 7	000% DTD - 31385WX87	MINOR = 060			
SOLD		12/26/2012	161 70				
ACQ	9 7560	06/02/2004	9 76	9 76	0 00	LT15	Y
	151 9440	06/01/2004	151 94	151 94	0 00	LT15	Y
116 7200 FEDERAL NATL MTG ASSN		GT D PASS THRU CTF POOL #555203 7	000% DTD - 31385WX87	MINOR = 060			
SOLD		12/31/2012	116 72				
ACQ	7 0420	06/02/2004	7 04	7 04	0 00	LT15	Y
	109 6780	06/01/2004	109 68	109 68	0 00	LT15	Y
CHANGED 05/06/13 RLS							
361 3600 FEDERAL NATL MTG ASSN		GT D PASS THRU CTF POOL #749375 5	500% DTD - 31403HQ45	MINOR = 060			
SOLD		01/31/2012	361 36				
ACQ	361 3600	03/12/2004	361 36	361 36	0 00	LT15	Y
CHANGED 06/12/12 KSD							
30 1600 FEDERAL NATL MTG ASSN		GT D PASS THRU CTF POOL #749375 5	500% DTD - 31403HQ45	MINOR = 060			
SOLD		03/26/2012	30 16				
ACQ	30 1600	03/12/2004	30 16	30 16	0 00	LT15	Y
30 0500 FEDERAL NATL MTG ASSN		GT D PASS THRU CTF POOL #749375 5	500% DTD - 31403HQ45	MINOR = 060			
SOLD		04/25/2012	30 05				
ACQ	30 0500	03/12/2004	30 05	30 05	0 00	LT15	Y
747 8600 FEDERAL NATL MTG ASSN		GT D PASS THRU CTF POOL #749375 5	500% DTD - 31403HQ45	MINOR = 060			
SOLD		05/25/2012	747 86				
ACQ	747 8600	03/12/2004	747 86	747 86	0 00	LT15	Y
375 0600 FEDERAL NATL MTG ASSN		GT D PASS THRU CTF POOL #749375 5	500% DTD - 31403HQ45	MINOR = 060			
SOLD		06/25/2012	375 06				
ACQ	375 0600	03/12/2004	375 06	375 06	0 00	LT15	Y
409 5200 FEDERAL NATL MTG ASSN		GT D PASS THRU CTF POOL #749375 5	500% DTD - 31403HQ45	MINOR = 060			
SOLD		07/25/2012	409 52				
ACQ	409 5200	03/12/2004	409 52	409 52	0 00	LT15	Y
28 2400 FEDERAL NATL MTG ASSN		GT D PASS THRU CTF POOL #749375 5	500% DTD - 31403HQ45	MINOR = 060			
SOLD		08/27/2012	28 24				
ACQ	28 2400	03/12/2004	28 24	28 24	0 00	LT15	Y
28 3200 FEDERAL NATL MTG ASSN		GT D PASS THRU CTF POOL #749375 5	500% DTD - 31403HQ45	MINOR = 060			
SOLD		09/25/2012	28 32				
ACQ	28 3200	03/12/2004	28 32	28 32	0 00	LT15	Y
1086 6700 FEDERAL NATL MTG ASSN		GT D PASS THRU CTF POOL #749375 5	500% DTD - 31403HQ45	MINOR = 060			
SOLD		10/25/2012	1086 67				
ACQ	1086 6700	03/12/2004	1086 67	1086 67	0 00	LT15	Y
361 7600 FEDERAL NATL MTG ASSN		GT D PASS THRU CTF POOL #749375 5	500% DTD - 31403HQ45	MINOR = 060			
SOLD		11/26/2012	361 76				
ACQ	361 7600	03/12/2004	361 76	361 76	0 00	LT15	Y
390 4500 FEDERAL NATL MTG ASSN		GT D PASS THRU CTF POOL #749375 5	500% DTD - 31403HQ45	MINOR = 060			
SOLD		12/26/2012	390 45				
ACQ	390 4500	03/12/2004	390 45	390 45	0 00	LT15	Y

FROM 01/01/2012
TO 12/31/2012

BMO HARRIS BANK N A
STATEMENT OF CAPITAL GAINS AND LOSSES
SISTER IRMGARD DELFING CHAR TR

RUN 05/06/2013
10 02 45 AM

TRUST YEAR ENDING 12/31/2012

TAX PREPARER PS2
TRUST ADMINISTRATOR RJC
INVESTMENT OFFICER PJS

LEGEND F - FEDERAL S - STATE I - INHERITED
E - EXEMPT FROM STATE U - ACQ COST UNKNOWN

PROPERTY DESCRIPTION	SHARES	DATE	SALES PRICE	COST BASIS	GAIN/LOSS	TERM	NC
23 5500 FEDERAL NATL MIG ASSN GTD PASSTHRU CTF POOL #749375 5			500% DTD	- 31403HQ45	- MINOR	- 060	
SOLD		12/31/2012	23 55				
ACQ	23 5500	03/12/2004	23 55	23 55	0 00	LT15	Y
CHANGED 05/06/13 RLS							
40000 0000 FLUOR CORP NEW SR NT 3 375% DTD 09/13/2011 DUE 09/15/2021				343412AB8	- MINOR = 210		
SOLD		05/16/2012	41670 00				
ACQ	40000 0000	09/08/2011	41670 00	39647 60	2022 40	ST	Y
40000 0000 GENERAL ELEC CAP CORP MEDIUM TERM NTS 2 25% DTD 11/09/2010 DUE				- 36962G4T8	- MINOR = 240		
SOLD		04/26/2012	40886 80				
ACQ	40000 0000	11/04/2010	40886 80	39970 00	916 80	LT15	Y
FOUND UPDATE 08/18/12							
559 7850 GOLDMAN SACHS SMALL CAP VALUE FUND INST #651 - 38142V209				- MINOR = 496			
SOLD		11/19/2012	25000 00				
ACQ	559 7850	11/19/2008	25000 00	12343 26	12656 74	LT15	Y
433 0880 GOLDMAN SACHS SMALL CAP VALUE FUND INST #651 - 38142V209				- MINOR = 496			
SOLD		12/04/2012	20000 00				
ACQ	433 0880	11/19/2008	20000 00	9549 59	10450 41	LT15	Y
30000 0000 GOLDMAN SACHS GROUP INC SR NT FLTG RATE DTD 02/07/2011 DUE				- 38143USB8	- MINOR = 240		
SOLD		05/17/2012	29241 51				
ACQ	30000 0000	04/20/2011	29241 51	30069 00	-827 49	LT15	Y
1213 0030 HARBOR FD CAP APPRECIATION FD - 411511504				- MINOR = 571			
SOLD		11/19/2012	50000 00				
ACQ	1213 0030	07/27/2011	50000 00	48241 13	1758 87	LT15	Y
1188 4950 HARBOR FD CAP APPRECIATION FD - 411511504				- MINOR = 571			
SOLD		12/04/2012	50000 00				
ACQ	1188 4950	07/27/2011	50000 00	47266 45	2733 55	LT15	Y
1785 2890 HARBOR FD CAP APPRECIATION FD - 411511504				- MINOR = 571			
SOLD		12/07/2012	75000 00				
ACQ	1370 1890	07/27/2011	57561 65	54492 42	3069 23	LT15	Y
	415 1000	03/09/2004	17438 35	11182 79	6255 56	LT15	Y
55000 0000 HEWLETT PACKARD CO GLOB NT 4 30% DTD 05/31/2011 DUE 06/01/2021				428236BM4	- MINOR = 210		
SOLD		02/27/2012	57676 85				
ACQ	55000 0000	05/25/2011	57676 85	54889 45	2787 40	ST	Y
45000 0000 HOME DEPOT INC 5 25% DTD 12/19/2006 DUE 12/16/2013 - 437076AR3				- MINOR = 210			
SOLD		01/25/2012	48941 10				
ACQ	45000 0000	12/13/2006	48941 10	44743 05	4198 05	LT15	Y
75000 0000 JPMORGAN CHASE & CO FDIC TLGP GTD NT 2 125% DTD 12/22/2008 DUE 06/22/2012				- 481247AB4	- MINOR = 237		
SOLD		06/22/2012	75000 00				
ACQ	75000 0000	12/18/2008	75000 00	74962 50	37 50	LT15	Y
FOUND UPDATE 08/24/12							
30000 0000 KRAFT FOODS INC NT FLT VAR RATE DTD 01/10/2012 DUE - 50075NBC7				- MINOR = 210			
SOLD		09/24/2012	30000 00				
ACQ	30000 0000	01/05/2012	30000 00	30000 00	0 00	ST	Y
40000 0000 LEHMAN BROTHERS HLDGS INC MEDIUM TERM NTS TRANCHE # TR 00700 5 25%				52517PR60	- MINOR = 237		
SOLD		03/20/2012	11400 00				
ACQ	40000 0000	03/01/2007	11400 00	40134 40	-28734 40	LT15	Y
FOUND UPDATE 08/24/12							
1373 6260 BMO SMALL-CAP GROWTH FUND - 572353522				- MINOR = 496			
SOLD		11/19/2012	25000 00				
ACQ	1373 6260	10/21/2010	25000 00	22788 46	2211 54	LT15	Y
7708 1190 BMO MID-CAP GROWTH FUND - 572353530				- MINOR = 570			
SOLD		07/26/2012	150000 00				
ACQ	6868 0130	12/28/2009	133651 54	99792 23	33859 31	LT15	Y
	840 1060	02/09/2004	16348 46	10470 33	5878 13	LT15	Y
2952 7560 BMO MID-CAP GROWTH FUND - 572353530				- MINOR = 570			
SOLD		08/20/2012	60000 00				
ACQ	2952 7560	03/09/2004	60000 00	36800 52	23199 48	LT15	Y
945 6260 BMO MID-CAP GROWTH FUND - 572353530				- MINOR = 570			
SOLD		12/04/2012	20000 00				
ACQ	945 6260	03/09/2004	20000 00	11785 44	8214 56	LT15	Y
40000 0000 MIDAMERICAN ENERGY HLDGS CO NEW SR NT 5 875% DTD 10/04/2002 DUE				- 59562VAF4	- MINOR = 200		
SOLD		10/01/2012	40000 00				
ACQ	40000 0000	08/17/2009	40000 00	40000 00	0 00	LT15	Y
35000 0000 NATIONAL RURAL UTILS COOP FIN COLL TR BD 1 00% DTD 02/02/2012 DUE				- 637432MP7	- MINOR = 240		
SOLD		06/12/2012	35166 25				
ACQ	35000 0000	01/26/2012	35166 25	34888 70	277 55	ST	Y
40000 0000 PEPSICO INC SR NT 1 25% DTD 08/13/2012 DUE 08/13/2017 - 713448CB2				- MINOR = 210			
SOLD		10/23/2012	40394 00				
ACQ	40000 0000	08/08/2012	40394 00	39793 60	600 40	ST	Y
1336 1840 PRICE T ROWE GROWTH STK FD INC COM 741479109				- MINOR = 571			
SOLD		12/04/2012	50000 00				
ACQ	1336 1840	05/02/2011	50000 00	46205 24	3794 76	LT15	Y
2007 4950 PRICE T ROWE GROWTH STK FD INC COM - 741479109				- MINOR = 571			
SOLD		12/07/2012	75000 00				
ACQ	2007 4950	05/02/2011	75000 00	69419 18	5580 82	LT15	Y
40000 0000 PROCTER & GAMBLE CO NT 1 45% DTD 08/15/2011 DUE 08/15/2016 - 742718DV8				- MINOR = 210			
SOLD		11/30/2012	40999 20				
ACQ	40000 0000	08/10/2011	40999 20	39678 40	1320 80	LT15	Y
40000 0000 PUERTO RICO COMWLTH GOVT DEV B GOVT DEVEL BANK SENIOR N 2011 B TAXABLE				- 745177EW1	- MINOR = 199		
SOLD		09/18/2012	40785 60				
ACQ	40000 0000	05/12/2011	40785 60	40000 00	785 60	LT15	Y
30000 0000 REGIONAL TRANSN AUTH ILL GO WORKING CASH NTS 2010 C TAXABLE 2 843% DTD				759911S76	- MINOR = 111		
SOLD		07/01/2012	30000 00				
ACQ	30000 0000	07/15/2010	30000 00	30000 00	0 00	LT15	Y

FROM 01/01/2012
TO 12/31/2012

BMO HARRIS BANK N A
STATEMENT OF CAPITAL GAINS AND LOSSES
SISTER IRMGARD DELFING CHAR TR

RUN 05/06/2013
10 02 45 AM

TRUST YEAR ENDING 12/31/2012

TAX PREPARER RS2
TRUST ADMINISTRATOR RJC
INVESTMENT OFFICER PJS

LEGEND F - FEDERAL S - STATE I - INHERITED
E - EXEMPT FROM STATE U ACQ COST UNKNOWN

PROPERTY DESCRIPTION	SHARES	DATE	SALES PRICE	COST BASIS	GAIN/LOSS	TERM	NC
1281 8320 ROWE T PRICE MID CAP GROWTH FD INC COM - 779556109 - MINOR = 570							
SOLD		09/26/2012	75000 00				
ACQ	1281 8320	05/02/2011	75000 00	83421 64	-8421 64	LT15	Y
421 6560 ROWE T PRICE MID-CAP GROWTH FD INC COM - 779556109 - MINOR = 570							
SOLD		10/17/2012	25000 00				
ACQ	421 6560	05/02/2011	25000 00	27441 37	-2441 37	LT15	Y
170 5610 ROWE T PRICE MID-CAP GROWTH FD INC COM - 7795 6109 - MINOR = 570							
SOLD		12/04/2012	10000 00				
ACQ	170 5610	05/02/2011	10000 00	11100 11	-1100 11	LT15	Y
25000 0000 STRIKER CORP SR NT 2 00% DTD 09/16/2011 DUE 09/30/2016 - 863667AC5 - MINOR = 210							
SOLD		01/26/2012	25740 25				
ACQ	25000 0000	09/13/2011	25740 25	24953 50	786 75	ST	Y
40000 0000 TELEFONICA EMISIONES S A U GTD SR NT 5 462% DTD 02/16/2011 DUE 02/16/2021 - 87938WAP8 - MINOR = 290							
SOLD		10/04/2012	40020 00				
ACQ	40000 0000	08/11/2011	40020 00	40325 58	-305 58	LT15	Y
40000 0000 TOTAL CAP CDA LTD GTD NT 1 625% DTD 01/28/2011 DUE 01/28/2014 - 89153UAB - MINOR = 290							
SOLD		07/24/2012	40698 40				
ACQ	40000 0000	01/21/2011	40698 40	39918 40	780 00	LT15	Y
30000 0000 TRANSOCEAN INC SR NT 5 05% DTD 12/05/2011 DUE 12/15/2016 - 893830BA6 - MINOR = 290							
SOLD		02/27/2012	32657 10				
ACQ	30000 0000	11/30/2011	32657 10	29971 80	2685 30	ST	Y
10000 0000 US TREASURY NOTE 4 25% DTD 11/15/04 DUE 11/15/2014 - 912828DC1 - MINOR = 030							
SOLD		01/06/2012	11094 50				
ACQ	10000 0000	12/03/2004	11094 50	9884 38	1210 12	LT15	Y
30000 0000 US TREASURY NOTE 4 25% DTD 11/15/04 DUE 11/15/2014 - 912828DC1 - MINOR = 030							
SOLD		04/20/2012	32962 40				
ACQ	30000 0000	12/03/2004	32962 40	29653 12	3309 28	LT15	Y
50000 0000 US TREASURY NOTE 4 000% DTD 02/15/05 DUE 02/15/2015 - 912828DM9 - MINOR = 030							
SOLD		05/01/2012	5898 31				
ACQ	50000 0000	03/04/2005	5898 31	48460 94	5437 37	LT15	Y
15000 0000 US TREASURY NOTE 4 000% DTD 02/15/05 DUE 02/15/2015 - 912828DM9 - MINOR = 030							
SOLD		05/23/2012	15977 31				
ACQ	5000 0000	03/04/2005	5325 77	4846 09	479 68	LT15	Y
	10000 0000	03/28/2005	10651 54	9495 31	1156 23	LT15	Y
55000 0000 US TREASURY NOTE 2 125% DTD 08/15/2011 DUE 08/15/2021 - 912828RC6 - MINOR = 030							
SOLD		01/13/2012	56462 87				
ACQ	40000 0000	11/22/2011	41063 91	40619 46	444 45	ST	Y
	15000 0000	11/03/2011	15398 96	15072 61	326 35	ST	Y
40000 0000 US TREASURY NOTE 2 125% DTD 08/15/2011 DUE 08/15/2021 - 912828RC6 - MINOR = 030							
SOLD		04/09/2012	40590 46				
ACQ	40000 0000	11/03/2011	40590 46	40189 51	400 95	ST	Y
50000 0000 US TREASURY NOTE 2 00% DTD 02/15/2012 DUE 02/15/2022 - 912828SF8 - MINOR = 030							
SOLD		05/18/2012	51335 74				
ACQ	50000 0000	04/13/2012	51335 74	50066 05	1269 69	ST	Y
50000 0000 US TREASURY NOTE 1 75% DTD 05/15/2012 DUE 05/15/2022 - 912828SV3 - MINOR = 030							
SOLD		06/01/2012	51220 50				
ACQ	50000 0000	05/18/2012	51220 50	50196 71	1023 79	ST	Y
40000 0000 US TREASURY NOTE 1 75% DTD 05/15/12 DUE 05/15/2022 - 912828SV3 - MINOR = 030							
SOLD		07/11/2012	40926 40				
ACQ	40000 0000	06/20/2012	40926 40	40351 36	575 04	ST	Y
55000 0000 US TREASURY NOTE 1 625% DTD 08/15/2012 DUE 08/15/2022 - 912828TJ9 - MINOR = 030							
SOLD		09/13/2012	54241 38				
ACQ	55000 0000	08/21/2012	54241 38	54117 21	124 17	ST	Y
4826 2550 VANGUARD WHITEHALL FDS INC SELECTED VALUE PORTFOLIO - 921946109 - MINOR = 570							
SOLD		09/26/2012	100000 00				
ACQ	2905 5130	03/12/2010	60202 23	48870 73	11331 50	LT15	Y
	1920 7420	09/18/2009	39797 77	29598 63	10199 14	LT15	Y
1172 0580 VANGUARD WHITEHALL FDS INC SELECTED VALUE PORTFOLIO - 921946109 - MINOR = 570							
SOLD		10/17/2012	25000 00				
ACQ	1172 0580	09/18/2009	25000 00	18061 41	6938 59	LT15	Y
1203 0800 VANGUARD WHITEHALL FDS INC SELECTED VALUE PORTFOLIO - 921946109 - MINOR = 570							
SOLD		11/19/2012	25000 00				
ACQ	1203 0800	09/18/2009	25000 00	18539 46	6460 54	LT15	Y
5122 9510 VANGUARD WINDSOR II FUND #73 - 922018205 - MINOR = 571							
SOLD		09/26/2012	150000 00				
ACQ	5122 9510	10/21/2010	150000 00	124641 40	25358 60	LT15	Y
1741 5530 VANGUARD WINDSOR II FUND #73 - 922018205 - MINOR = 571							
SOLD		11/19/2012	50000 00				
ACQ	1741 5530	10/21/2010	50000 00	42371 98	7628 02	LT15	Y
1718 2130 VANGUARD WINDSOR II FUND #73 - 922018205 - MINOR = 571							
SOLD		12/04/2012	50000 00				
ACQ	1718 2130	11/28/2011	50000 00	42130 58	7869 42	LT15	Y
2538 0710 VANGUARD WINDSOR II FUND #73 - 922018205 - MINOR = 571							
SOLD		12/07/2012	75000 00				
ACQ	2538 0710	11/28/2011	75000 00	62233 50	12766 50	LT15	Y
30000 0000 VERIZON COMMUNICATIONS INC NT 3 50% DTD 11/03/2011 DUE 11/01/2021 - 92343VBC7 - MINOR = 200							
SOLD		05/03/2012	31612 50				
ACQ	30000 0000	10/27/2011	31612 50	29762 40	1850 10	ST	Y
45000 0000 VIACOM INC NEW SR NT 3 50% DTD 03/31/2011 DUE 04/01/2017 - 92553PAG7 - MINOR = 210							
SOLD		09/11/2012	48952 35				
ACQ	45000 0000	03/24/2011	48952 35	44612 55	4339 80	LT15	Y
12087 6940 WESTPORT FDS SMALL CAP CL I 961323409 - MINOR = 570							
SOLD		07/26/2012	275357 67				
ACQ	7015 3470	05/02/2011	159809 61	202673 38	42863 77	LT15	Y
	5072 3470	03/23/2009	115548 06	19788 32	35760 04	LT15	Y

FROM 01/01/2012
TO 12/31/2012

BMO HARRIS BANK N A
STATEMENT OF CAPITAL GAINS AND LOSSES
SISTEP IFMGARD DELFING CHAR TR

PUN 05/06/2013
10 02 45 AM

TRUST YEAR ENDING 12/31/2012

TAX PREPAREK RS2
TRUST ADMINISTRATOR RJC
INVESTMENT OFFICER PJS

LEGEND F - FEDERAL S - STATE I INHERITED
E - EXEMPT FROM STATE U - ACQ COST UNKNOWN

PROPERTY DESCRIPTION	SHARES	DATE	SALES PRICE	COST BASIS	GAIN/LOSS	TERM	NC
TOTALS			4216126 00	3910312 93			

SUMMARY OF CAPITAL GAINS/LOSSES

FEDERAL	SHORT TERM	LONG TERM 28%	LONG TERM 15%	ST WASH SALE	LT WASH SALE	1250 GAIN
NONCOVERED FROM ABOVE	19723 96	0 00	286089 11	0 00	0 00	0 00*
COVERED FROM ABOVE	0 00	0 00	0 00	0 00	0 00	
COMMON TRUST FUND	0 00	0 00	0 00			0 00
CAPITAL GAIN DIVIDENDS	0 00	0 00	72918 64			0 00
	19723 96	0 00	359007 75	0 00	0 00	0 00
STATE						
NONCOVERED FROM ABOVE	19723 96	0 00	286089 11	0 00	0 00	0 00*
COVERED FROM ABOVE	0 00	0 00	0 00	0 00	0 00	
COMMON TRUST FUND	0 00	0 00	0 00			0 00
CAPITAL GAIN DIVIDENDS	0 00	0 00	72918 64			0 00
	19723 96	0 00	359007 75	0 00	0 00	0 00

* - 1250 GAIN DETAILED ON TRANS PAGES, NOT ABOVE

CAPITAL LOSS CARRYOVER

FEDERAL	0 00	0 00
WISCONSIN	0 00	0 00

SISTER IRMGARD DELFING CHAR TR**Account Number:****Statement Period:****01/01/12 - 12/31/12**

SCHOENSTATT SISTERS OF MARY
 W284 N404 CHERRY LANE
 WAUKESHA WI 53188-9416

Administrator:

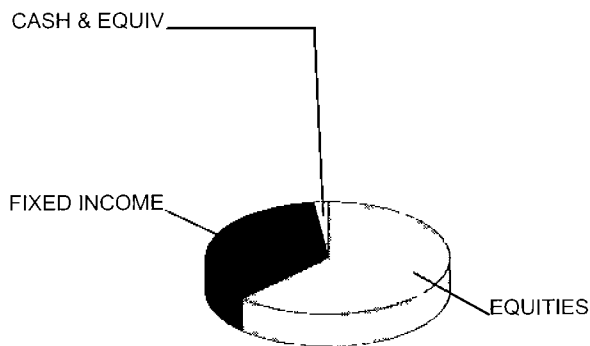
Ronald J Clayton (414) 287-7181

Ronald.Clayton@bmo.Com

Portfolio Manager:

Peter J Schmitz (414) 287-8753

Peter.Schmitz@bmo.Com

Asset Allocation**Asset Valuation**

Description	Market Value	% of Account
Cash & Equiv	340,351.36	2.4%
Fixed Income	5,075,192.64	35.6%
Equities	8,833,543.32	62.0%
Miscellaneous	0.00	
Total Portfolio	\$ 14,249,087.32	100.0%
Accrued Income	43,310.55	
Total Valuation	\$ 14,292,397.87	

Market Reconciliation

	Current Period \$ 13,555,135.70	Year To Date \$ 13,555,135.7
Beginning Market Value		
Income		
Interest .. .	179,364.79	179,364.7
Dividends .. .	131,607.14	131,607.14
Purchased Income	-3,005.18	-3,005.1
Additions	-18,091.00	-18,091.0
Disbursements .	-859,948.39	-859,948.3
Cash Transfers	0.00	0.0
Realized Gains/(Losses)	398,330.20	398,330.2
Change In Accrued Income	-2,897.96	-2,897.9
Change In Market Appreciation/(Depreciation)	924,043.15	924,043.1
Non-Cash Asset Changes	-12,140.58	-12,140.5
Ending Market Value	\$ 14,292,397.87	\$ 14,292,397.8

Accrued income adjustment

+ 393.35
14,292,791.22

SISTER IRMGARD DELFING CHAR TR**Account Number:****Statement Period:****01/01/12 - 12/31/12****Asset Position As of 12/31/12**

Asset Description	Units	Market Value Cost	Est. Annual Income Accruals	Current Yield
Cash Equivalents				
BMO Prime Money Market CI I #90	340,351 360	340,351 36 340,351 36	292 00 46 14	0 09%
Total Cash Equivalents		\$ 340,351.36 \$ 340,351.36	292.00 46.14	0.09%
Equities				
Aberdeen Emerging Markets Fund Inst Class #5840	9,715 026	154,080 31 150,000 00	1,680 00	1 09%
FMI Large Cap Fund #133	50,201 894	858,452 39 850,000 00	9,839 00 3,285 71	1 15%
Natixis Gateway Fund Class Y #1986	10,976 044	297,560 55 300,000 00	5,839 00	1 96%
Goldman Sachs Small Cap Value Fund Inst #651	7,682 718	342,111 43 189,349 26	4,586 00 517 05	1 34%
Harbor International Fund Inst #2011	6,669 838	414,330 34 257,054 63	8,377 00	2 02%
Harbor Capital Appreciation Fund Inst #2012	20,605 216	876,133 78 536,721 74	3,482 00	0 40%
Oakmark International Fund #109	27,158 912	568,436 03 484,217 92	11,922 00	2 10%
BMO Small-Cap Growth Fund CI I #964	18,155 967	329,349 24 281,857 51	0 00	0 00%
BMO Mid-Cap Growth Fund CI I #963	12,409 898	252,665 52 156,695 66	0 00	0 00%
T Rowe Price Growth Stock Fund #40	23,046 419	870,693 71 796,945 18	1,613 00	0 19%
T Rowe Price Mid-Cap Growth Fund #64	4,632 034	261,570 96 220,880 29	0 00	0 00%
Vanguard Selected Value Fund #934	16,711 637	350,610 14 257,526 34	7,353 00	2 10%
Vanguard Windsor II Fund #73	42,882 918	1,259,900 13 1,051,252 27	29,117 00	2 31%

SISTER IRMGARD DELFING CHAR TR

Account Number:
Statement Period:

01/01/12 - 12/31/12

Asset Position As of 12/31/12

Asset Description	Units	Market Value Cost	Est. Annual Income Accruals	Current Yield
Vanguard Institutional Index Fd #94	11,932 606	1,557,443 74 1,277,182 94	33,769 00	2 17%
Vanguard Mid Cap Index Fd Cl I #864	11,998 002	270,195 01 187,383 72	3,863 00	1 43%
Wells Fargo Advantage Emerging Markets Equity Fund Class I #4146	7,522 568	170,010 04 150,000 00	1,165 00	0 69%
Total Equities		\$ 8,833,543.32 \$ 7,147,067.46	122,605.00 3,802.76	1.39%
Fixed Income				
Alliant Energy Corp Sr NT 4 00% Dtd 10/02/2009 Due 10/15/2014 Callable	55,000 000	57,957 90 55,385 45	2,200 00 464 44	3 80%
Alltel Corp Deb 7 00% Dtd 03/08/1996 Due 03/15/2016 Callable	15,000 000	17,792 70 15,391 20	1,050 00 309 16	5 90%
Amazon Com Inc Sr NT 1 20% Dtd 11/29/2012 Due 11/29/2017 Callable	25,000 000	24,862 50 24,878 25	300 00 26 66	1 21%
Amgen Inc Sr NT 1 875% Dtd 11/10/2011 Due 11/15/2014 Callable	55,000 000	56,246 85 54,988 45	1,031 00 131 77	1 83%
Appalachian Pwr Co Sr NT 3 40% Dtd 05/24/2010 Due 05/24/2015 Callable	40,000 000	42,262 00 39,890 80	1,360 00 139 77	3 22%
Arcelormittal Sa Luxembourg NT 5 375% Dtd 05/27/2008 Due 06/01/2013 Callable	40,000 000	40,401 60 40,052 00	2,150 00 179 16	5 32%
BB&T Corporation Sr NT A 2 05% Dtd 04/28/2011 Due 04/28/2014 Callable	40,000 000	40,756 00 39,981 60	820 00 143 50	2 01%
Bank Amer Fdg Corp Sr NT Flt Var Rate Dtd 02/02/2011 Due 01/30/2014 Non-Callable	40,000 000	40,334 00 40,000 00	693 00 117 45	1 72%
Berkshire Hathaway Inc Del Sr NT 3 20% Dtd 02/11/2010 Due 02/11/2015 Callable	30,000 000	31,583 40 29,975 10	960 00 373 33	3 04%

SISTER IRMGARD DELFING CHAR TR

Account Number:
Statement Period:

01/01/12 - 12/31/12

Asset Position As of 12/31/12

Asset Description	Units	Market Value Cost	Est. Annual Income Accruals	Current Yield
CME Group Inc NT 5.75% Dtd 02/09/2009 Due 02/15/2014 Callable	40,000,000	42,242.00 39,935.60	2,300.00 868.88	5.44%
Crh Amer Inc NT 6.00% Dtd 09/14/2006 Due 09/30/2016 Callable	60,000,000	67,417.80 59,627.40	3,600.00 910.00	5.34%
California ST GO Bds Taxable 5.75% Dtd 04/01/2010 Due 03/01/2017 Callable	45,000,000	51,615.90 45,229.50	2,587.00 862.50	5.01%
Catholic Health Initiatives Tax Bd 1.60% Dtd 10/31/2012 Due 11/01/2017 Callable	55,000,000	55,588.50 54,984.05	880.00 146.66	1.58%
Cobalt Cmbs Mtg Tr Ser 2007 C3 CI A 4 Fltg Rate Dtd 08/01/2007 Due 05/17/2046 IPD14	45,000,000	53,026.61 42,669.14	2,611.00 221.47	4.92%
Comcast Corp New NT 4.95% Dtd 06/09/2005 Due 06/15/2016 Callable	50,000,000	56,361.00 49,802.00	2,475.00 110.00	4.39%
Comcast Corp New NT 3.125% Dtd 07/02/2012 Due 07/15/2022 Callable	35,000,000	36,464.40 34,969.90	1,093.00 546.87	3.00%
Covidien Intl Fin S A Sr NT 1.35% Dtd 05/30/2012 Due 05/29/2015 Callable	35,000,000	35,473.55 34,988.80	472.00 42.00	1.33%
Deere John Cap Corp Mtns Sr NT 1.25% Dtd 12/02/2011 Due 12/02/2014 Non-Callable	25,000,000	25,332.25 24,967.75	312.00 25.17	1.23%
Directv Hldgs LLC Directv Sr NT 3.125% Dtd 08/17/2010 Due 02/15/2016 Callable	35,000,000	36,653.05 36,791.30	1,093.00 413.19	2.98%
Dow Chem Co Sr NT 5.90% Dtd 08/07/2009 Due 02/15/2015 Callable	40,000,000	44,129.20 42,090.40	2,360.00 891.55	5.35%
Duke Energy Corp New Sr NT 1.625% Dtd 08/16/2012 Due 08/15/2017 Callable	25,000,000	25,065.25 24,917.75	406.00 152.34	1.62%
Entergy Corp New Sr NT 3.625% Dtd 09/16/2010 Due 09/15/2015 Callable	45,000,000	47,092.05 44,965.35	1,631.00 480.31	3.46%

SISTER IRMGARD DELFING CHAR TR

Account Number:
Statement Period:

01/01/12 - 12/31/12

Asset Position As of 12/31/12

Asset Description	Units	Market Value Cost	Est. Annual Income Accruals	Curren Yiel
Entergy Gulf Sts LA LLC 1st Mtg Bd 6 00% Dtd 11/01/2008 Due 05/01/2018 Callable	55,000 000	65,250 35 60,385 60	3,300.00 550 00	5 06%
Telefonaktiebolaget Lm Ericss Sr NT 4 125% Dtd 05/09/2012 Due 05/15/2022 Callable	30,000 000	31,179 00 29,875 50	1,237 00 158 12	3 97%
Federal Home Ln Mtg Corp Partn Gold Group #J03500 6 000% Dtd 09/01/06 Due 10/01/2021 IPD14	21,334 820	23,455 50 22,550 23	1,280 00 106 67	5 46%
Federal Home Ln Mtg Corp Deb 4 50% Dtd 01/21/2005 Due 01/15/2015	150,000 000	162,841 50 148,490 25	6,750 00 3,112 50	4.15%
Federal Home Ln Mtg Corp Reference Nts 5 125% Dtd 10/12/2007 Due 11/17/2017	100,000 000	120,646 00 101,234 00	5,125 00 626 38	4 25%
Federal Natl Mtg Assn Gtd Pass Thru CTF Pool #555203 7.000% Dtd 01/01/03 Due 09/01/2032 IPD24	8,139 960	9,010 45 9,489 42	569 00 47 48	6 32%
Federal Natl Mtg Assn Gtd Passthr CTF Pool #749375 5 500% Dtd 10/01/03 Due 11/01/2033 IPD24	10,569 930	11,960 19 12,512 09	581.00 48 44	4 86%
Federated Institutional High Yield Bond Fund - Ins #900	19,733 725	201,086 66 200,000 00	13,857 00 1,121 76	6 89%
Fidelity Advisor Floating Rate High Income Fund Class I #279	37,794 832	374,924 73 375,000 00	11,926 00 963 84	3.18%
Gatx Corp Sr NT 4 75% Dtd 02/05/2010 Due 05/15/2015 Callable	50,000 000	53,424 50 49,604 00	2,375 00 303.47	4 45%
General Elec Co NT 2 70% Dtd 10/09/2012 Due 10/09/2022	45,000 000	45,868 95 44,980 20	1,215 00 276 75	2 65%
General Elec Cap Corp Medium Term Nts Tranche # Tr 00811 5 625% Dtd 04/21/2008 Due 05/01/2018	40,000 000	47,501 20 31,948 00	2,250 00 375 00	4 74%
General Elec Cap Corp Medium Term Nts Tranche # Tr 00861 2 30% Dtd 04/27/2012 Due 04/27/2017	40,000 000	41,475 20 39,947 60	920 00 163 55	2 22%
Gilead Sciences Inc Sr NT 3 05% Dtd 12/13/2011 Due 12/01/2016 Callable	25,000 000	26,775 75 24,959 00	762 00 63 54	2 85%

SISTER IRMGARD DELFING CHAR TR
Account Number:
Statement Period:
01/01/12 - 12/31/12
Asset Position As of 12/31/12

Asset Description	Units	Market Value Cost	Est. Annual Income Accruals	Current Yield
Glaxosmithkline Cap PLC Gtd NT 1 50% Dtd 05/09/2012 Due 05/08/2017 Callable	30,000 000	30,436 20 29,892 30	450 00 66 25	1 48%
Hasbro Inc 6 30% Dtd 09/17/2007 Due 09/15/2017 Callable	50,000 000	57,974 50 53,447 50	3,150 00 927 50	5 43%
Hewlett Packard Co Gbl NT 3 00% Dtd 09/19/2011 Due 09/15/2016 Callable	45,000 000	45,288 00 44,902 80	1,350 00 397 50	2 98%
Illinois ST GO Bds Series Taxable 4 421% Dtd 01/15/2010 Due 01/01/2015 Callable	30,000.000	31,804 50 30,000 00	1,326 00 663 15	4 17%
Ingersoll Rand Finl Corp Inter NT 6 875% Dtd 08/15/2008 Due 08/15/2018 Callable	35,000 000	42,738 15 34,949 95	2,406 00 909 02	5 63%
Intel Corp Sr NT 2 70% Dtd 12/11/2012 Due 12/15/2022 Callable	40,000 000	39,944 00 39,829 20	1,080 00 60 00	2 70%
JPMorgan Chase & Co Sr NT 4 35% Dtd 08/10/2011 Due 08/15/2021 Non-Callable	55,000 000	61,503 20 54,736 00	2,392 00 903 83	3 89%
JP Morgan Chase Ser 2007 CIBC20 Cl A 3 5 819% Dtd 09/01/2007 Due 02/12/2051 IPD11	50,000 000	52,169 15 52,783 20	2,909 00 242 45	5 58%
Kinder Morgan Energy Partners L P Sr NT 3 45% Dtd 08/13/2012 Due 02/15/2023 Callable	30,000 000	30,897 00 29,879 40	1,035 00 396 75	3 35%
Medco Health Solutions Inc Sr NT 2 75% Dtd 09/10/2010 Due 09/15/2015 Callable	40,000 000	41,695 20 41,068 00	1,100 00 323 88	2 64%
Omnicom Group Inc Sr NT 3 625% Dtd 04/23/2012 Due 05/01/2022 Callable	35,000 000	36,460 20 34,848 45	1,268 00 211 45	3 48%
Ontario Prov Cda Bd 2 95% Dtd 02/05/2010 Due 02/05/2015 Non-Callable	55,000 000	57,807 75 54,936 75	1,622 00 658 01	2 81%
Prudential Finl Inc Medium Term Nts Tranche # Tr 00002 4 50% Dtd 07/07/2003 Due 07/15/2013	45,000 000	45,896 85 43,031 40	2,025 00 933 75	4 41%

SISTER IRMGARD DELFING CHAR TR
Account Number:
Statement Period:
01/01/12 - 12/31/12
Asset Position As of 12/31/12

Asset Description	Units	Market Value Cost	Est. Annual Income Accruals	Current Yield
Reinsurance Group Amer Inc 6 45% Dtd 11/06/2009 Due 11/15/2019	50,000 000	58,296 50 49,915 00	3,225 00 412 08	5 53%
Republic Svcs Inc NT 3.55% Dtd 05/21/2012 Due 06/01/2022 Callable	30,000 000	31,278 60 29,916.90	1,065 00 88 74	3 40%
Roper Inds Inc New 6 625% Dtd 08/04/2008 Due 08/15/2013 Callable	40,000 000	41,424 80 39,990 40	2,650 00 1,001 11	6 40%
Roper Inds Inc New Sr NT 1 85% Dtd 11/21/2012 Due 11/15/2017 Callable	30,000 000	29,977 50 29,973 00	555 00 61 66	1 85%
SBC Communications Inc Global NT 5 10% Dtd 11/03/2004 Due 09/15/2014 Callable	45,000 000	48,339 00 47,942 55	2,295 00 675 75	4 75%
Southwestern Elec Pwr Co Sr NT Ser E 5 55% Dtd 01/11/2007 Due 01/15/2017 Callable	30,000 000	33,838 50 31,214 40	1,665 00 767 75	4 92%
Statoil Asa NT 1 80% Dtd 11/23/2011 Due 11/23/2016 Callable	25,000 000	25,706 75 24,959 50	450 00 47 50	1 75%
TD Ameritrade Hldg Corp Sr NT 5 60% Dtd 11/25/2009 Due 12/01/2019 Callable	35,000 000	41,538 70 34,951 70	1,960 00 163 33	4 72%
Thermo Fisher Scientific Inc Sr NT 1 85% Dtd 08/22/2012 Due 01/15/2018 Callable	25,000 000	25,342 25 24,996 25	462 00 165 72	1 83%
Thomson Reuters Corp NT 5 95% Dtd 06/20/2008 Due 07/15/2013 Callable	40,000 000	41,125 20 39,799 20	2,380 00 1,097 44	5 79%
Toronto Dominion Bank Sr NT 2 375% Dtd 10/19/2011 Due 10/19/2016 Non-Callable	40,000 000	42,033.20 39,777 60	950 00 190 00	2 26%
Toyota Mtr CR Corp Medium Term Nts 1 25% Dtd 11/17/2011 Due 11/17/2014	25,000 000	25,353 25 24,945 00	312 00 38 19	1 23%
US Treasury Note 4 000% Dtd 02/15/05 Due 02/15/2015	35,000 000	37,751 00 33,233 60	1,400 00 528 80	3 71%
US Treasury Note 4 500% Dtd 11/15/05 Due 11/15/2015	150,000 000	167,743 50 149,539 58	6,750 00 876 38	4 02%

SISTER IRMGARD DELFING CHAR TR

Account Number:
Statement Period:

01/01/12 - 12/31/12

Asset Position As of 12/31/12

Asset Description	Units	Market Value Cost	Est. Annual Income Accruals	Current Yield
US Treasury Note 4 500% Dtd 02/15/06 Due 02/15/2016	65,000 000	73,272 55 63,607 03	2,925 00 1,104 82	3 99%
US Treasury Note 4 625% Dtd 02/15/07 Due 02/15/2017	15,000 000	17,486 85 14,745 12	693 00 262 04	3 97%
US Treasury Note 4 500% Dtd 05/15/07 Due 05/15/2017	40,000 000	46,722 00 41,128 18	1,800 00 233 70	3 85%
US Treasury Note 3 500% Dtd 02/15/08 Due 02/15/2018	45,000 000	51,247 35 46,739 80	1,575 00 594 90	3 07%
US Treasury Note 3 875% Dtd 05/15/08 Due 05/15/2018	20,000 000	23,245 40 19,687 50	775 00 100 62	3 33%
US Treasury Note 3 75% Dtd 11/15/2008 Due 11/15/2018	40,000 000	46,584 40 42,006 37	1,500 00 194 75	3 22%
US Treasury Note 2 75% Dtd 02/15/2009 Due 02/15/2019	160,000 000	177,188 80 154,395 94	4,400 00 1,661 95	2 48%
US Treasury Note 2 375% Dtd 03/31/2009 Due 03/31/2016	40,000 000	42,531 60 39,668 91	950 00 242 71	2 23%
US Treasury Note 3 25% Dtd 05/31/2009 Due 05/31/2016	50,000 000	54,758 00 48,925 98	1,625 00 142 85	2 97%
US Treasury Note 3 625% Dtd 08/15/2009 Due 08/15/2019	45,000 000	52,407 45 45,315 94	1,631 00 616 15	3.11%
US Treasury Note 2 625% Dtd 08/15/2010 Due 08/15/2020	85,000 000	93,354 65 78,854 83	2,231 00 842 78	2 39%
US Treasury Note 3 625% Dtd 02/15/2011 Due 02/15/2021	55,000 000	64,569 45 55,768 75	1,993 00 753 07	3 09%
US Treasury Note 3 125% Dtd 05/15/2011 Due 05/15/2021	30,000 000	34,024 20 30,205 44	937 00 121 71	2 76%
US Treasury Note 2 125% Dtd 08/15/2011 Due 08/15/2021	40,000 000	42,056 40 40,156 47	850 00 321 05	2 02%
US Treasury Note 1 375% Dtd 09/30/2011 Due 09/30/2018	80,000 000	82,250 40 79,303 44	1,100 00 281 04	1 34%
US Treasury Note 1 00% Dtd 09/30/2011 Due 09/30/2016	140,000 000	142,690 80 140,234 21	1,400 00 357 69	0 98%
US Treasury Note 2 00% Dtd 11/15/2011 Due 11/15/2021	55,000 000	57,092 75 55 040 60	1,100 00 142 81	1 93%

SISTER IRMGARD DELFING CHAR TR

Account Number:
Statement Period:

01/01/12 - 12/31/12

Asset Position As of 12/31/12

Asset Description	Units	Market Value Cost	Est. Annual Income Accruals	Current Yield
US Treasury Note 0.75% Dtd 06/30/2012 Due 06/30/2017	55,000.000	55,335.50 55,488.26	412.00 1.13	0.75%
US Treasury Note 1.00% Dtd 06/30/2012 Due 06/30/2019	65,000.000	64,817.35 65,425.92	650.00 1.79	1.00%
US Treasury Note 1.625% Dtd 08/15/2012 Due 08/15/2022	55,000.000	54,648.00 54,568.38	893.00 337.58	1.64%
US Treasury Note 1.625% Dtd 11/15/2012 Due 11/15/2022	45,000.000	44,514.90 44,372.64	731.00 94.94	1.64%
US Treasury Note 0.625% Dtd 11/30/2012 Due 11/30/2017	55,000.000	54,824.00 54,710.15	343.00 30.21	0.63%
Verizon Communications Inc NT Fltg Rate Dtd 03/28/2011 Due 03/28/2014	40,000.000	40,236.80 40,000.00	368.00 3.06	0.91%
Verizon Communications Inc NT 2.45% Dtd 11/07/2012 Due 11/01/2022 Callable	30,000.000	30,009.90 29,968.50	735.00 110.25	2.45%
Verizon Wireless Cap LLC Sr NT 5.55% Dtd 08/01/2009 Due 02/01/2014 Callable	50,000.000	52,487.00 53,461.00	2,775.00 1,156.24	5.29%
Vodafone Group PLC New NT 5.00% Dtd 09/22/2003 Due 12/16/2013 Callable	40,000.000	41,709.60 41,286.00	2,000.00 83.33	4.80%
Walgreen Co Sr NT 3.10% Dtd 09/13/2012 Due 09/15/2022 Callable	30,000.000	30,260.10 29,966.70	930.00 278.99	3.07%
Wells Fargo & Co New Medium Term Sr Nts Tranche # Sr 00116 4.60% Dtd 03/29/2011 Due 04/01/2021	55,000.000	63,263.20 54,886.15	2,530.00 632.50	4.00%
Wells Fargo & Co New NT Step Cpn Dtd 09/15/2010 Due 06/15/2016	40,000.000	43,244.00 40,199.60	1,470.00 432.95	3.40%
Xerox Corp Sr NT Flt Var Rate Dtd 05/18/2011 Due 05/16/2014 Non-Callable	30,000.000	29,937.30 30,000.00	339.00 42.37	1.13%
Total Fixed Income		\$ 5,075,192.64 \$ 4,763,035.12	174,424.00 39,461.65	3.44%

SISTER IRMGARD DELFING CHAR TRAccount Number:
Statement Period:

01/01/12 - 12/31/12

Asset Position As of 12/31/12

Asset Description	Units	Market Value Cost	Est. Annual Income Accruals	Current Yield
Miscellaneous				
Amendment and Restatement of The Helen W Klingler Revocable Trust Dtd 04/28/1994	1 000	0 00 0 00	0 00	0 00%
Amendment To Helen W. Klingler Revocable Trust Dtd 06/01/1995	1 000	0 00 0 00	0 00	0.00%
Second Amendment To Helen W Klingler Revocable Trust Dtd 05/04/1998	1 000	0 00 0 00	0 00	0 00%
Third Amendment To Helen W Klingler Revocable Trust Dtd 06/03/1998	1 000	0 00 0 00	0 00	0.00%
Prior Original 1st Amendment of Helen W Klingler Revocable Trust Dtd 05/09/1988 Replaced By Restatement of Trust Dtd 04/28/1994	1 000	0 00 0 00	0 00	0 00%
Prior Original Amendment To Helen W Klingler Revocable Trust Dtd 07/20/1988	1 000	0 00 0 00	0 00	0 00%
Prior Original Amendment To Helen W Klingler Revocable Trust Dtd 01/03/1989	1 000	0 00 0 00	0.00	0 00%
Prior Original Amendment of Helen W Klingler Revocable Trust Dtd 05/25/1990	1 000	0 00 0 00	0 00	0 00%
Prior Original Amendment of Helen W Klingler Revocable Trust Dtd 07/02/1991	1 000	0 00 0 00	0 00	0 00%
Prior Original Amendment of Helen W Klingler Revocable Trust Dtd 01/09/1992	1 000	0 00 0 00	0 00	0 00%
Prior Original Amendment of Helen W Klingler Revocable Trust Dtd 05/22/1992	1 000	0 00 0 00	0 00	0 00%
Prior Original Amendment of Helen W Klingler Revocable Trust Dtd 04/02/1993	1 000	0 00 0 00	0 00	0 00%

SISTER IRMGARD DELFING CHAR TR

Account Number:
Statement Period:

01/01/12 - 12/31/12

Asset Position As of 12/31/12

Asset Description	Units	Market Value Cost	Est. Annual Income Accruals	Curren Yiel
Prior Original Amendment of Helen W Klingler Revocable Trust Dtd 07/08/1993	1 000	0 00 0 00	0 00	0 00%
Total Miscellaneous		\$ 0.00 \$ 0.00	0.00 0.00	0.00%
Cash				
Principal Cash		0 00 0 00	0 00	0 00%
Income Cash		0 00 0 00	0 00	0 00%
Total Cash		\$ 0.00 \$ 0.00	0.00 0.00	0.00%
Total Market Value		\$ 14,249,087.32 \$ 12,250,453.94	297,321.00 43,310.55	2.09%
Total Market Value Plus Accruals		\$ 14,292,397.87		

Income Activity

	Date	Income Cash	Principal Cas
Interest Income			
AT&T Inc Gbl NT 0 875% Dtd 02/13/2012 Due 02/13/2015 Callable			
Accrued Int To 06/14/12 Recd on Sale of 30,000	06/14/12	88 23	
AT&T Inc Gbl NT 3 00% Dtd 02/13/2012 Due 02/15/2022 Callable			
Accrued Int To 07/24/12 Recd on Sale of 40,000	07/24/12	536 67	
Abbey Natl Treas Svcs PLC Gtd NT 4 00% Dtd 04/27/2011 Due 04/27/2016 Int To 04/27/12 on 55,000	04/27/12	1,100 00	
Accrued Int To 07/19/12 Recd on Sale of 55,000	07/19/12	501 11	