



See a Social Security Number? Say Something!
Report Privacy Problems to <https://public.resource.org/privacy>
Or call the IRS Identity Theft Hotline at 1-800-908-4490



Form **990-PF**

Department of the Treasury
Internal Revenue Service

Return of Private Foundation
or Section 4947(a)(1) Nonexempt Charitable Trust
Treated as a Private Foundation

Note. The foundation may be able to use a copy of this return to satisfy state reporting requirements






OMB No 1545-0052

2012

Open to Public Inspection

For calendar year 2012, or tax year beginning 01-01-2012 , and ending 12-31-2012

| | | | |
|--|--|---|--|
| Name of foundation SCHOENLEBER FOUNDATION INC | | A Employer identification number 39-1049364 | |
| Number and street (or P O box number if mail is not delivered to street address) 111 EAST WISCONSIN AVE ROOM/SUITE 1800 | | Room/suite | B Telephone number (see instructions) (414) 276-3400 |
| City or town, state, and ZIP code MILWAUKEE, WI 53202 | | C If exemption application is pending, check here <input type="checkbox"/> | |
| G Check all that apply <div><input type="checkbox"/> Initial return <input type="checkbox"/> Final return <input type="checkbox"/> Address change</div> <div><input type="checkbox"/> Initial return of a former public charity <input type="checkbox"/> Amended return <input type="checkbox"/> Name change</div> | | D 1. Foreign organizations, check here <input type="checkbox"/> 2. Foreign organizations meeting the 85% test, check here and attach computation <input type="checkbox"/> | |
| H Check type of organization <input checked="" type="checkbox"/> Section 501(c)(3) exempt private foundation <input type="checkbox"/> Section 4947(a)(1) nonexempt charitable trust <input type="checkbox"/> Other taxable private foundation | | E If private foundation status was terminated under section 507(b)(1)(A), check here <input type="checkbox"/> F If the foundation is in a 60-month termination under section 507(b)(1)(B), check here <input type="checkbox"/> | |
| I Fair market value of all assets at end of year (from Part II, col. (c), line 16) \$ 7,489,312 | | J Accounting method <input checked="" type="checkbox"/> Cash <input type="checkbox"/> Accrual <input type="checkbox"/> Other (specify) _____ (Part I, column (d) must be on cash basis.) | |

| Part I Analysis of Revenue and Expenses (The total of amounts in columns (b), (c), and (d) may not necessarily equal the amounts in column (a) (see instructions)) | | (a) Revenue and expenses per books | (b) Net investment income | (c) Adjusted net income | (d) Disbursements for charitable purposes (cash basis only) |
|---|--|--|---------------------------|-------------------------|---|
| Revenue | 1 Contributions, gifts, grants, etc , received (attach schedule) | | | | |
| | 2 Check <input checked="" type="checkbox"/> if the foundation is not required to attach Sch B | | | | |
| | 3 Interest on savings and temporary cash investments | | | | |
| | 4 Dividends and interest from securities. | 194,994 | 194,994 | | |
| | 5a Gross rents | | | | |
| | b Net rental income or (loss) _____ | | | | |
| | 6a Net gain or (loss) from sale of assets not on line 10 | 247,612 | | | |
| | b Gross sales price for all assets on line 6a _____ 2,480,683 | | | | |
| | 7 Capital gain net income (from Part IV, line 2) | | 247,612 | | |
| | 8 Net short-term capital gain | | | | |
| | 9 Income modifications | | | | |
| | 10a Gross sales less returns and allowances | | | | |
| Operating and Administrative Expenses | b Less Cost of goods sold | | | | |
| | c Gross profit or (loss) (attach schedule) | | | | |
| | 11 Other income (attach schedule) |  2,074 | 2,074 | | |
| | 12 Total. Add lines 1 through 11 | 444,680 | 444,680 | | |
| | 13 Compensation of officers, directors, trustees, etc | | | | |
| | 14 Other employee salaries and wages | | | | |
| | 15 Pension plans, employee benefits | | | | |
| | 16a Legal fees (attach schedule) |  34,494 | | | |
| | b Accounting fees (attach schedule) | | | | |
| | c Other professional fees (attach schedule) |  76,662 | 76,662 | | |
| | 17 Interest | | | | |
| | 18 Taxes (attach schedule) (see instructions) |  1,563 | 1,563 | | |
| | 19 Depreciation (attach schedule) and depletion . . . | | | | |
| | 20 Occupancy | | | | |
| | 21 Travel, conferences, and meetings | | | | |
| | 22 Printing and publications | | | | |
| | 23 Other expenses (attach schedule) |  218 | | | |
| | 24 Total operating and administrative expenses. Add lines 13 through 23 | 112,937 | 78,225 | | 0 |
| | 25 Contributions, gifts, grants paid | 406,300 | | | 406,300 |
| | 26 Total expenses and disbursements. Add lines 24 and 25 | 519,237 | 78,225 | | 406,300 |
| | 27 Subtract line 26 from line 12 | | | | |
| | a Excess of revenue over expenses and disbursements | -74,557 | | | |
| | b Net investment income (if negative, enter -0-) | | 366,455 | | |
| | c Adjusted net income (if negative, enter -0-) | | | | |

| Part II Balance Sheets | | Attached schedules and amounts in the description column should be for end-of-year amounts only (See instructions) | Beginning of year | End of year | |
|-----------------------------|--|--|-------------------|----------------|-----------------------|
| | | | (a) Book Value | (b) Book Value | (c) Fair Market Value |
| Assets | 1 | Cash—non-interest-bearing | | | |
| | 2 | Savings and temporary cash investments | | | |
| | 3 | Accounts receivable ▶ _____ Less allowance for doubtful accounts ▶ _____ | | | |
| | 4 | Pledges receivable ▶ _____ Less allowance for doubtful accounts ▶ _____ | | | |
| | 5 | Grants receivable | | | |
| | 6 | Receivables due from officers, directors, trustees, and other disqualified persons (attach schedule) (see page 15 of the instructions) | | | |
| | 7 | Other notes and loans receivable (attach schedule) ▶ _____ Less allowance for doubtful accounts ▶ _____ | | | |
| | 8 | Inventories for sale or use | | | |
| | 9 | Prepaid expenses and deferred charges | | | |
| | 10a | Investments—U S and state government obligations (attach schedule) | | | |
| | b | Investments—corporate stock (attach schedule) | 6,768,744 | 6,694,187 | 7,489,312 |
| | c | Investments—corporate bonds (attach schedule). | | | |
| | 11 | Investments—land, buildings, and equipment basis ▶ _____ Less accumulated depreciation (attach schedule) ▶ _____ | | | |
| | 12 | Investments—mortgage loans | | | |
| | 13 | Investments—other (attach schedule) | | | |
| | 14 | Land, buildings, and equipment basis ▶ _____ Less accumulated depreciation (attach schedule) ▶ _____ | | | |
| 15 | Other assets (describe ▶ _____) | | | | |
| 16 | Total assets (to be completed by all filers—see the instructions Also, see page 1, item I) | 6,768,744 | 6,694,187 | 7,489,312 | |
| Liabilities | 17 | Accounts payable and accrued expenses | | | |
| | 18 | Grants payable | | | |
| | 19 | Deferred revenue | | | |
| | 20 | Loans from officers, directors, trustees, and other disqualified persons | | | |
| | 21 | Mortgages and other notes payable (attach schedule) | | | |
| | 22 | Other liabilities (describe ▶ _____) | | | |
| | 23 | Total liabilities (add lines 17 through 22) | | 0 | |
| Net Assets or Fund Balances | Foundations that follow SFAS 117, check here ▶ <input checked="" type="checkbox"/> and complete lines 24 through 26 and lines 30 and 31. | | | | |
| | 24 | Unrestricted | 6,768,744 | 6,694,187 | |
| | 25 | Temporarily restricted | | | |
| | 26 | Permanently restricted | | | |
| | Foundations that do not follow SFAS 117, check here ▶ <input type="checkbox"/> and complete lines 27 through 31. | | | | |
| | 27 | Capital stock, trust principal, or current funds | | | |
| | 28 | Paid-in or capital surplus, or land, bldg , and equipment fund | | | |
| | 29 | Retained earnings, accumulated income, endowment, or other funds | | | |
| | 30 | Total net assets or fund balances (see page 17 of the instructions) | 6,768,744 | 6,694,187 | |
| | 31 | Total liabilities and net assets/fund balances (see page 17 of the instructions) | 6,768,744 | 6,694,187 | |

Part III Analysis of Changes in Net Assets or Fund Balances

| | | | |
|---|--|---|-----------|
| 1 | Total net assets or fund balances at beginning of year—Part II, column (a), line 30 (must agree with end-of-year figure reported on prior year’s return) | 1 | 6,768,744 |
| 2 | Enter amount from Part I, line 27a | 2 | -74,557 |
| 3 | Other increases not included in line 2 (itemize) ▶ _____ | 3 | |
| 4 | Add lines 1, 2, and 3 | 4 | 6,694,187 |
| 5 | Decreases not included in line 2 (itemize) ▶ _____ | 5 | |
| 6 | Total net assets or fund balances at end of year (line 4 minus line 5)—Part II, column (b), line 30 | 6 | 6,694,187 |

Part IV Capital Gains and Losses for Tax on Investment Income

| | | | | |
|---|---------------------------|--|--------------------------------------|----------------------------------|
| (a) List and describe the kind(s) of property sold (e g , real estate, 2-story brick warehouse, or common stock, 200 shs MLC Co) | | (b) How acquired P—Purchase D—Donation | (c) Date acquired (mo , day, yr) | (d) Date sold (mo , day, yr) |
| 1a | See Additional Data Table | | | |
| b | | | | |
| c | | | | |
| d | | | | |
| e | | | | |

| | | | |
|-----------------------------|--|---|--|
| (e) Gross sales price | (f) Depreciation allowed (or allowable) | (g) Cost or other basis plus expense of sale | (h) Gain or (loss) (e) plus (f) minus (g) |
| a See Additional Data Table | | | |
| b | | | |
| c | | | |
| d | | | |
| e | | | |

| | | | |
|---|--------------------------------------|---|--|
| Complete only for assets showing gain in column (h) and owned by the foundation on 12/31/69 | | | (I) Gains (Col (h) gain minus col (k), but not less than -0-) or Losses (from col (h)) |
| (i) F M V as of 12/31/69 | (j) Adjusted basis as of 12/31/69 | (k) Excess of col (i) over col (j), if any | |
| a See Additional Data Table | | | |
| b | | | |
| c | | | |
| d | | | |
| e | | | |

| | | | | |
|---|--|---|---|---------|
| 2 | Capital gain net income or (net capital loss) | { If gain, also enter in Part I, line 7 If (loss), enter -0- in Part I, line 7 } | 2 | 247,612 |
| 3 | Net short-term capital gain or (loss) as defined in sections 1222(5) and (6) If gain, also enter in Part I, line 8, column (c) (see instructions) If (loss), enter -0- in Part I, line 8 | | 3 | 2,011 |

Part V Qualification Under Section 4940(e) for Reduced Tax on Net Investment Income

(For optional use by domestic private foundations subject to the section 4940(a) tax on net investment income)

If section 4940(d)(2) applies, leave this part blank

Was the foundation liable for the section 4942 tax on the distributable amount of any year in the base period? ☐ Yes ☒ No

If "Yes," the foundation does not qualify under section 4940(e) Do not complete this part

1 Enter the appropriate amount in each column for each year, see page 18 of the instructions before making any entries

| | | | |
|--|--|--|---|
| (a) Base period years Calendar year (or tax year beginning in) | (b) Adjusted qualifying distributions | (c) Net value of noncharitable-use assets | (d) Distribution ratio (col (b) divided by col (c)) |
| 2011 | 378,381 | 6,987,919 | 0 054148 |
| 2010 | 381,000 | 7,347,530 | 0 051854 |
| 2009 | 323,658 | 6,563,229 | 0 049314 |
| 2008 | 398,000 | 7,843,516 | 0 050743 |
| 2007 | 465,619 | 8,793,277 | 0 052952 |

| | | | |
|---|--|---|-----------|
| 2 | Total of line 1, column (d). | 2 | 0 259011 |
| 3 | Average distribution ratio for the 5-year base period—divide the total on line 2 by 5, or by the number of years the foundation has been in existence if less than 5 years | 3 | 0 051802 |
| 4 | Enter the net value of noncharitable-use assets for 2012 from Part X, line 5. | 4 | 7,515,572 |
| 5 | Multiply line 4 by line 3. | 5 | 389,322 |
| 6 | Enter 1% of net investment income (1% of Part I, line 27b). | 6 | 3,665 |
| 7 | Add lines 5 and 6. | 7 | 392,987 |
| 8 | Enter qualifying distributions from Part XII, line 4. If line 8 is equal to or greater than line 7, check the box in Part VI, line 1b, and complete that part using a 1% tax rate See the Part VI instructions | 8 | 406,300 |

Part VIExcise Tax Based on Investment Income (Section 4940(a), 4940(b), 4940(e), or 4948—see page 18 of the instructions)

| | | | | | |
|----|--|--|-------|-----------------------------------|-------|
| 1a | | Exempt operating foundations described in section 4940(d)(2), check here <input type="checkbox"/> and enter "N/A" on line 1 | | | |
| | | Date of ruling or determination letter _____ (attach copy of letter if necessary—see instructions) | | | |
| b | | Domestic foundations that meet the section 4940(e) requirements in Part V, check here <input checked="" type="checkbox"/> and enter 1% of Part I, line 27b | | 1 | 3,665 |
| c | | All other domestic foundations enter 2% of line 27b Exempt foreign organizations enter 4% of Part I, line 12, col (b) | | | |
| 2 | | Tax under section 511 (domestic section 4947(a)(1) trusts and taxable foundations only Others enter -0-) | | 2 | |
| 3 | | Add lines 1 and 2. | | 3 | 3,665 |
| 4 | | Subtitle A (income) tax (domestic section 4947(a)(1) trusts and taxable foundations only Others enter -0-) | | 4 | |
| 5 | | Tax based on investment income. Subtract line 4 from line 3 If zero or less, enter -0- | | 5 | 3,665 |
| 6 | | Credits/Payments | | | |
| a | | 2012 estimated tax payments and 2011 overpayment credited to 2012 | 6a | 8,531 | |
| b | | Exempt foreign organizations—tax withheld at source | 6b | | |
| c | | Tax paid with application for extension of time to file (Form 8868) | 6c | | |
| d | | Backup withholding erroneously withheld | 6d | | |
| 7 | | Total credits and payments Add lines 6a through 6d. | | 7 | 8,531 |
| 8 | | Enter any penalty for underpayment of estimated tax Check here <input type="checkbox"/> if Form 2220 is attached | | 8 | |
| 9 | | Tax due. If the total of lines 5 and 8 is more than line 7, enter amount owed | | 9 | |
| 10 | | Overpayment. If line 7 is more than the total of lines 5 and 8, enter the amount overpaid. | | 10 | 4,866 |
| 11 | | Enter the amount of line 10 to be Credited to 2013 estimated tax <input type="checkbox"/> | 4,866 | Refunded <input type="checkbox"/> | 11 |

Part VII-AStatements Regarding Activities

| | | | | |
|----|---|----|-----|----|
| 1a | During the tax year, did the foundation attempt to influence any national, state, or local legislation or did it participate or intervene in any political campaign? | | Yes | No |
| | | 1a | | No |
| b | Did it spend more than \$100 during the year (either directly or indirectly) for political purposes (see page 19 of the instructions for definition)? | | | No |
| | If the answer is "Yes" to 1a or 1b, attach a detailed description of the activities and copies of any materials published or distributed by the foundation in connection with the activities. | | | |
| c | Did the foundation file Form 1120-POL for this year?. | 1c | | No |
| d | Enter the amount (if any) of tax on political expenditures (section 4955) imposed during the year (1) On the foundation <input type="checkbox"/> \$ _____ (2) On foundation managers <input type="checkbox"/> \$ _____ | | | |
| e | Enter the reimbursement (if any) paid by the foundation during the year for political expenditure tax imposed on foundation managers <input type="checkbox"/> \$ _____ | | | |
| 2 | Has the foundation engaged in any activities that have not previously been reported to the IRS? | 2 | | No |
| | If "Yes," attach a detailed description of the activities. | | | |
| 3 | Has the foundation made any changes, not previously reported to the IRS, in its governing instrument, articles of incorporation, or bylaws, or other similar instruments? If "Yes," attach a conformed copy of the changes | 3 | | No |
| 4a | Did the foundation have unrelated business gross income of \$1,000 or more during the year?. | 4a | | No |
| b | If "Yes," has it filed a tax return on Form 990-T for this year?. | 4b | | |
| 5 | Was there a liquidation, termination, dissolution, or substantial contraction during the year? | 5 | | No |
| | If "Yes," attach the statement required by General Instruction T. | | | |
| 6 | Are the requirements of section 508(e) (relating to sections 4941 through 4945) satisfied either <ul style="list-style-type: none">By language in the governing instrument, orBy state legislation that effectively amends the governing instrument so that no mandatory directions that conflict with the state law remain in the governing instrument? | 6 | Yes | |
| 7 | Did the foundation have at least \$5,000 in assets at any time during the year? If "Yes," complete Part II, col (c), and Part XV | 7 | Yes | |
| 8a | Enter the states to which the foundation reports or with which it is registered (see instructions) <input type="checkbox"/> WI _____ | | | |
| b | If the answer is "Yes" to line 7, has the foundation furnished a copy of Form 990-PF to the Attorney General (or designate) of each state as required by General Instruction G? If "No," attach explanation . | 8b | Yes | |
| 9 | Is the foundation claiming status as a private operating foundation within the meaning of section 4942(j)(3) or 4942(j)(5) for calendar year 2012 or the taxable year beginning in 2012 (see instructions for Part XIV)? If "Yes," complete Part XIV | 9 | | No |
| 10 | Did any persons become substantial contributors during the tax year? If "Yes," attach a schedule listing their names and addresses | 10 | | No |

Part VII-A

Statements Regarding Activities *(continued)*

| | | | | |
|---|---|----|-----|----|
| 11 | At any time during the year, did the foundation, directly or indirectly, own a controlled entity within the meaning of section 512(b)(13)? If "Yes," attach schedule (see instructions). | 11 | | No |
| 12 | Did the foundation make a distribution to a donor advised fund over which the foundation or a disqualified person had advisory privileges? If "Yes," attach statement (see instructions) | 12 | | No |
| 13 | Did the foundation comply with the public inspection requirements for its annual returns and exemption application? | 13 | Yes | |
| Website address ▶NONE | | | | |
| 14 | The books are in care of ▶JANET M HOEHNEN Telephone no ▶(414) 276-3400 Located at ▶111 EAST WISCONSIN AVE SUITE 1800 MILWAUKEE WI ZIP +4 ▶53202 | | | |
| 15 | Section 4947(a)(1) nonexempt charitable trusts filing Form 990-PF in lieu of Form 1041 —Check here ▶ <input type="checkbox"/> and enter the amount of tax-exempt interest received or accrued during the year ▶ | 15 | | |
| 16 | At any time during calendar year 2012, did the foundation have an interest in or a signature or other authority over a bank, securities, or other financial account in a foreign country? | 16 | | No |
| See instructions for exceptions and filing requirements for Form TD F 90-22.1 If "Yes", enter the name of the foreign country ▶ | | | | |

Part VII-B

Statements Regarding Activities for Which Form 4720 May Be Required

| | | | | |
|---|---|----|-----|----|
| File Form 4720 if any item is checked in the "Yes" column, unless an exception applies. | | | Yes | No |
| 1a | During the year did the foundation (either directly or indirectly) (1) Engage in the sale or exchange, or leasing of property with a disqualified person? <input type="checkbox"/> Yes <input checked="" type="checkbox"/> No (2) Borrow money from, lend money to, or otherwise extend credit to (or accept it from) a disqualified person?. <input type="checkbox"/> Yes <input checked="" type="checkbox"/> No (3) Furnish goods, services, or facilities to (or accept them from) a disqualified person? <input type="checkbox"/> Yes <input checked="" type="checkbox"/> No (4) Pay compensation to, or pay or reimburse the expenses of, a disqualified person? <input type="checkbox"/> Yes <input checked="" type="checkbox"/> No (5) Transfer any income or assets to a disqualified person (or make any of either available for the benefit or use of a disqualified person)?. <input type="checkbox"/> Yes <input checked="" type="checkbox"/> No (6) Agree to pay money or property to a government official? (Exception. Check "No" if the foundation agreed to make a grant to or to employ the official for a period after termination of government service, if terminating within 90 days). <input type="checkbox"/> Yes <input checked="" type="checkbox"/> No | | | |
| b | If any answer is "Yes" to 1a(1)–(6), did any of the acts fail to qualify under the exceptions described in Regulations section 53.4941(d)-3 or in a current notice regarding disaster assistance (see page 20 of the instructions)?. . . Organizations relying on a current notice regarding disaster assistance check here. ▶ <input type="checkbox"/> | 1b | | |
| c | Did the foundation engage in a prior year in any of the acts described in 1a, other than excepted acts, that were not corrected before the first day of the tax year beginning in 2012?. | 1c | | |
| 2 | Taxes on failure to distribute income (section 4942) (does not apply for years the foundation was a private operating foundation defined in section 4942(j)(3) or 4942(j)(5)) | | | |
| a | At the end of tax year 2012, did the foundation have any undistributed income (lines 6d and 6e, Part XIII) for tax year(s) beginning before 2012?. <input type="checkbox"/> Yes <input checked="" type="checkbox"/> No If "Yes," list the years ▶ 20____, 20____, 20____, 20____ | | | |
| b | Are there any years listed in 2a for which the foundation is not applying the provisions of section 4942(a)(2) (relating to incorrect valuation of assets) to the year's undistributed income? (If applying section 4942(a)(2) to all years listed, answer "No" and attach statement—see instructions). | 2b | | |
| c | If the provisions of section 4942(a)(2) are being applied to any of the years listed in 2a, list the years here ▶ 20____, 20____, 20____, 20____ | | | |
| 3a | Did the foundation hold more than a 2% direct or indirect interest in any business enterprise at any time during the year?. <input type="checkbox"/> Yes <input checked="" type="checkbox"/> No | | | |
| b | If "Yes," did it have excess business holdings in 2012 as a result of (1) any purchase by the foundation or disqualified persons after May 26, 1969, (2) the lapse of the 5-year period (or longer period approved by the Commissioner under section 4943(c)(7)) to dispose of holdings acquired by gift or bequest, or (3) the lapse of the 10-, 15-, or 20-year first phase holding period? (<i>Use Schedule C, Form 4720, to determine if the foundation had excess business holdings in 2012.</i>). | 3b | | |
| 4a | Did the foundation invest during the year any amount in a manner that would jeopardize its charitable purposes? | 4a | | No |
| b | Did the foundation make any investment in a prior year (but after December 31, 1969) that could jeopardize its charitable purpose that had not been removed from jeopardy before the first day of the tax year beginning in 2012? | 4b | | No |

Part VII-B

Statements Regarding Activities for Which Form 4720 May Be Required (continued)

| | | | | |
|----|--|---|--|----|
| 5a | During the year did the foundation pay or incur any amount to | | | |
| | (1) Carry on propaganda, or otherwise attempt to influence legislation (section 4945(e))? | <input type="checkbox"/> Yes <input checked="" type="checkbox"/> No | | |
| | (2) Influence the outcome of any specific public election (see section 4955), or to carry on, directly or indirectly, any voter registration drive? | <input type="checkbox"/> Yes <input checked="" type="checkbox"/> No | | |
| | (3) Provide a grant to an individual for travel, study, or other similar purposes? | <input type="checkbox"/> Yes <input checked="" type="checkbox"/> No | | |
| | (4) Provide a grant to an organization other than a charitable, etc , organization described in section 509(a)(1), (2), or (3), or section 4940(d)(2)? (see instructions). | <input type="checkbox"/> Yes <input checked="" type="checkbox"/> No | | |
| | (5) Provide for any purpose other than religious, charitable, scientific, literary, or educational purposes, or for the prevention of cruelty to children or animals? | <input type="checkbox"/> Yes <input checked="" type="checkbox"/> No | | |
| b | If any answer is "Yes" to 5a(1)–(5), did any of the transactions fail to qualify under the exceptions described in Regulations section 53.4945 or in a current notice regarding disaster assistance (see instructions)? | 5b | | |
| | Organizations relying on a current notice regarding disaster assistance check here. | <input checked="" type="checkbox"/> | | |
| c | If the answer is "Yes" to question 5a(4), does the foundation claim exemption from the tax because it maintained expenditure responsibility for the grant? | <input type="checkbox"/> Yes <input type="checkbox"/> No | | |
| | If "Yes," attach the statement required by Regulations section 53.4945–5(d). | | | |
| 6a | Did the foundation, during the year, receive any funds, directly or indirectly, to pay premiums on a personal benefit contract? | <input type="checkbox"/> Yes <input checked="" type="checkbox"/> No | | |
| b | Did the foundation, during the year, pay premiums, directly or indirectly, on a personal benefit contract? | 6b | | No |
| | If "Yes" to 6b, file Form 8870. | | | |
| 7a | At any time during the tax year, was the foundation a party to a prohibited tax shelter transaction? | <input type="checkbox"/> Yes <input checked="" type="checkbox"/> No | | |
| b | If yes, did the foundation receive any proceeds or have any net income attributable to the transaction? | 7b | | |

Part VIII

Information About Officers, Directors, Trustees, Foundation Managers, Highly Paid Employees, and Contractors

| | | | | |
|--|---|---|---|---------------------------------------|
| 1 List all officers, directors, trustees, foundation managers and their compensation (see instructions). | | | | |
| (a) Name and address | (b) Title, and average hours per week devoted to position | (c) Compensation (If not paid, enter -0-) | (d) Contributions to employee benefit plans and deferred compensation | (e) Expense account, other allowances |
| PETER C HAENSEL | DIRECTOR | 0 | 0 | 0 |
| 111 EAST WISCONSIN AVE SUITE 1800 MILWAUKEE, WI 53202 | 5 00 | | | |
| FRANK W BASTIAN | DIRECTOR | 0 | 0 | 0 |
| 111 EAST WISCONSIN AVE SUITE 1800 MILWAUKEE, WI 53202 | 5 00 | | | |
| MICHAEL ORGEMAN | DIRECTOR | 0 | 0 | 0 |
| 111 EAST WISCONSIN AVE SUITE 1800 MILWAUKEE, WI 53202 | 5 00 | | | |
| 2 Compensation of five highest-paid employees (other than those included on line 1—see instructions). If none, enter "NONE." | | | | |
| (a) Name and address of each employee paid more than \$50,000 | (b) Title, and average hours per week devoted to position | (c) Compensation | (d) Contributions to employee benefit plans and deferred compensation | (e) Expense account, other allowances |
| NONE | | | | |
| | | | | |
| | | | | |
| | | | | |
| | | | | |
| | | | | |
| | | | | |
| | | | | |
| | | | | |
| Total number of other employees paid over \$50,000. | | | | |

Part VIII

| (a) Name and address of each person paid more than \$50,000 | (b) Type of service | (c) Compensation |
|---|---------------------|------------------|
| NONE | | |
| | | |
| | | |
| | | |
| | | |
| | | |
| | | |
| | | |
| | | |
| | | |

Part IX-A Summary of Direct Charitable Activities

| List the foundation's four largest direct charitable activities during the tax year. Include relevant statistical information such as the number of organizations and other beneficiaries served, conferences convened, research papers produced, etc. | | Expenses |
|--|--|----------|
| 1 | | |
| | | |
| | | |
| 2 | | |
| | | |
| | | |
| 3 | | |
| | | |
| | | |
| 4 | | |
| | | |
| | | |

Part IX-B Summary of Program-Related Investments (see instructions)

| Describe the two largest program-related investments made by the foundation during the tax year on lines 1 and 2 | Amount |
|--|--------|
| 1 N/A | |
| 2 | |
| | |
| | |
| All other program-related investments See page 24 of the instructions | |
| 3 | |
| | |
| | |

Total. Add lines 1 through 3.

Part X

Minimum Investment Return (All domestic foundations must complete this part. Foreign foundations, see instructions.)

| | | | |
|---|--|----|-----------|
| 1 | Fair market value of assets not used (or held for use) directly in carrying out charitable, etc , purposes | | |
| a | Average monthly fair market value of securities. | 1a | 7,282,456 |
| b | Average of monthly cash balances. | 1b | 347,566 |
| c | Fair market value of all other assets (see instructions). | 1c | 0 |
| d | Total (add lines 1a, b, and c). | 1d | 7,630,022 |
| e | Reduction claimed for blockage or other factors reported on lines 1a and 1c (attach detailed explanation). | 1e | |
| 2 | Acquisition indebtedness applicable to line 1 assets. | 2 | |
| 3 | Subtract line 2 from line 1d. | 3 | 7,630,022 |
| 4 | Cash deemed held for charitable activities Enter 1 1/2% of line 3 (for greater amount, see instructions). | 4 | 114,450 |
| 5 | Net value of noncharitable-use assets. Subtract line 4 from line 3 Enter here and on Part V, line 4 | 5 | 7,515,572 |
| 6 | Minimum investment return. Enter 5% of line 5. | 6 | 375,779 |

Part XI

Distributable Amount (see instructions) (Section 4942(j)(3) and (j)(5) private operating foundations and certain foreign organizations check here ☐ and do not complete this part.)

| | | | |
|----|---|----|---------|
| 1 | Minimum investment return from Part X, line 6. | 1 | 375,779 |
| 2a | Tax on investment income for 2012 from Part VI, line 5. | 2a | 3,665 |
| b | Income tax for 2012 (This does not include the tax from Part VI). | 2b | |
| c | Add lines 2a and 2b. | 2c | 3,665 |
| 3 | Distributable amount before adjustments Subtract line 2c from line 1. | 3 | 372,114 |
| 4 | Recoveries of amounts treated as qualifying distributions. | 4 | |
| 5 | Add lines 3 and 4. | 5 | 372,114 |
| 6 | Deduction from distributable amount (see instructions). | 6 | |
| 7 | Distributable amount as adjusted Subtract line 6 from line 5 Enter here and on Part XIII, line 1. | 7 | 372,114 |

Part XII

Qualifying Distributions (see instructions)

| | | | |
|--|--|----|---------|
| 1 | Amounts paid (including administrative expenses) to accomplish charitable, etc , purposes | | |
| a | Expenses, contributions, gifts, etc —total from Part I, column (d), line 26. | 1a | 406,300 |
| b | Program-related investments—total from Part IX-B. | 1b | |
| 2 | Amounts paid to acquire assets used (or held for use) directly in carrying out charitable, etc , purposes. | 2 | |
| 3 | Amounts set aside for specific charitable projects that satisfy the | | |
| a | Suitability test (prior IRS approval required). | 3a | |
| b | Cash distribution test (attach the required schedule). | 3b | |
| 4 | Qualifying distributions. Add lines 1a through 3b Enter here and on Part V, line 8, and Part XIII, line 4 | 4 | 406,300 |
| 5 | Foundations that qualify under section 4940(e) for the reduced rate of tax on net investment income Enter 1% of Part I, line 27b (see instructions). | 5 | 3,665 |
| 6 | Adjusted qualifying distributions. Subtract line 5 from line 4. | 6 | 402,635 |
| Note: The amount on line 6 will be used in Part V, column (b), in subsequent years when calculating whether the foundation qualifies for the section 4940(e) reduction of tax in those years | | | |

Part XIII

Undistributed Income (see instructions)

| | (a) Corpus | (b) Years prior to 2011 | (c) 2011 | (d) 2012 |
|---|---------------|----------------------------|-------------|-------------|
| 1 Distributable amount for 2012 from Part XI, line 7 | | | | 372,114 |
| 2 Undistributed income, if any, as of the end of 2012 | | | | |
| a Enter amount for 2011 only. | | | | |
| b Total for prior years 20____, 20____, 20____ | | | | |
| 3 Excess distributions carryover, if any, to 2012 | | | | |
| a From 2007. | 40,339 | | | |
| b From 2008. | 8,064 | | | |
| c From 2009. | | | | |
| d From 2010. | 24,981 | | | |
| e From 2011. | 34,723 | | | |
| f Total of lines 3a through e. | 108,107 | | | |
| 4 Qualifying distributions for 2012 from Part XII, line 4 ▶ \$ 406,300 | | | | |
| a Applied to 2011, but not more than line 2a | | | | |
| b Applied to undistributed income of prior years (Election required—see instructions). | | | | |
| c Treated as distributions out of corpus (Election required—see instructions). | | | | |
| d Applied to 2012 distributable amount. | | | | 372,114 |
| e Remaining amount distributed out of corpus | 34,186 | | | |
| 5 Excess distributions carryover applied to 2012 (If an amount appears in column (d), the same amount must be shown in column (a).) | | | | |
| 6 Enter the net total of each column as indicated below: | | | | |
| a Corpus Add lines 3f, 4c, and 4e Subtract line 5 | 142,293 | | | |
| b Prior years' undistributed income Subtract line 4b from line 2b. | | | | |
| c Enter the amount of prior years' undistributed income for which a notice of deficiency has been issued, or on which the section 4942(a) tax has been previously assessed. | | | | |
| d Subtract line 6c from line 6b Taxable amount—see instructions | | | | |
| e Undistributed income for 2011 Subtract line 4a from line 2a Taxable amount—see instructions | | | | |
| f Undistributed income for 2012 Subtract lines 4d and 5 from line 1 This amount must be distributed in 2013. | | | | 0 |
| 7 Amounts treated as distributions out of corpus to satisfy requirements imposed by section 170(b)(1)(F) or 4942(g)(3) (see instructions). | | | | |
| 8 Excess distributions carryover from 2007 not applied on line 5 or line 7 (see instructions). . . | 40,339 | | | |
| 9 Excess distributions carryover to 2013. Subtract lines 7 and 8 from line 6a. | 101,954 | | | |
| 10 Analysis of line 9 | | | | |
| a Excess from 2008. . . . | 8,064 | | | |
| b Excess from 2009. . . . | | | | |
| c Excess from 2010. . . . | 24,981 | | | |
| d Excess from 2011. . . . | 34,723 | | | |
| e Excess from 2012. . . . | 34,186 | | | |

Part XIV

Private Operating Foundations (see instructions and Part VII-A, question 9)

1a

If the foundation has received a ruling or determination letter that it is a private operating foundation, and the ruling is effective for 2012, enter the date of the ruling.

b

Check box to indicate whether the organization is a private operating foundation described in section 4942(j)(3) or 4942(j)(5)

☐ 4942(j)(3) or ☐ 4942(j)(5)

| | | | | | | |
|----|--|----------|---------------|----------|----------|-----------|
| 2a | Enter the lesser of the adjusted net income from Part I or the minimum investment return from Part X for each year listed. | Tax year | Prior 3 years | | | (e) Total |
| | | (a) 2012 | (b) 2011 | (c) 2010 | (d) 2009 | |
| | | | | | | |
| b | 85% of line 2a | | | | | |
| c | Qualifying distributions from Part XII, line 4 for each year listed. | | | | | |
| d | Amounts included in line 2c not used directly for active conduct of exempt activities. | | | | | |
| e | Qualifying distributions made directly for active conduct of exempt activities. Subtract line 2d from line 2c. | | | | | |
| 3 | Complete 3a, b, or c for the alternative test relied upon | | | | | |
| a | "Assets" alternative test—enter | | | | | |
| | (1) Value of all assets | | | | | |
| | (2) Value of assets qualifying under section 4942(j)(3)(B)(i) | | | | | |
| b | "Endowment" alternative test— enter 2/3 of minimum investment return shown in Part X, line 6 for each year listed. | | | | | |
| c | "Support" alternative test—enter | | | | | |
| | (1) Total support other than gross investment income (interest, dividends, rents, payments on securities loans (section 512(a)(5)), or royalties). | | | | | |
| | (2) Support from general public and 5 or more exempt organizations as provided in section 4942(j)(3)(B)(iii). | | | | | |
| | (3) Largest amount of support from an exempt organization | | | | | |
| | (4) Gross investment income | | | | | |

Part XV

Supplementary Information (Complete this part only if the organization had \$5,000 or more in assets at any time during the year—see instructions.)

1

Information Regarding Foundation Managers:

a

List any managers of the foundation who have contributed more than 2% of the total contributions received by the foundation before the close of any tax year (but only if they have contributed more than \$5,000) (See section 507(d)(2))

b

List any managers of the foundation who own 10% or more of the stock of a corporation (or an equally large portion of the ownership of a partnership or other entity) of which the foundation has a 10% or greater interest

2

Information Regarding Contribution, Grant, Gift, Loan, Scholarship, etc., Programs:

Check here ☐ if the foundation only makes contributions to preselected charitable organizations and does not accept unsolicited requests for funds. If the foundation makes gifts, grants, etc. (see instructions) to individuals or organizations under other conditions, complete items 2a, b, c, and d.

a

The name, address, and telephone number or e-mail of the person to whom applications should be addressed

PETER C HAENSEL
111 EAST WISCONSIN
MILWAUKEE, WI 53202
(414) 276-3400

b

The form in which applications should be submitted and information and materials they should include

CONTACT ABOVE FOR APPLICATION

c

Any submission deadlines

AUGUST 31 OF EACH YEAR

d

Any restrictions or limitations on awards, such as by geographical areas, charitable fields, kinds of institutions, or other factors

PREFER STATE OF WISCONSIN ORGANIZATIONS

Part XV

Supplementary Information (continued)

3 Grants and Contributions Paid During the Year or Approved for Future Payment

| Recipient | If recipient is an individual, show any relationship to any foundation manager or substantial contributor | Foundation status of recipient | Purpose of grant or contribution | Amount |
|---|---|--------------------------------|----------------------------------|---------|
| Name and address (home or business) | | | | |
| a <i>Paid during the year</i> See Additional Data Table | | | | |
| Total | | | 3a | 406,300 |
| b <i>Approved for future payment</i> | | | | |
| Total | | | 3b | |

| Enter gross amounts unless otherwise indicated | Unrelated business income | | Excluded by section 512, 513, or 514 | | (e) Related or exempt function income (See instructions) |
|---|---------------------------|---------------|--------------------------------------|---------------|---|
| | (a) Business code | (b) Amount | (c) Exclusion code | (d) Amount | |
| 1 Program service revenue | | | | | |
| a _____ | | | | | |
| b _____ | | | | | |
| c _____ | | | | | |
| d _____ | | | | | |
| e _____ | | | | | |
| f _____ | | | | | |
| g Fees and contracts from government agencies | | | | | |
| 2 Membership dues and assessments. | | | | | |
| 3 Interest on savings and temporary cash investments | | | | | |
| 4 Dividends and interest from securities. | | | 14 | 194,994 | |
| 5 Net rental income or (loss) from real estate | | | | | |
| a Debt-financed property. | | | | | |
| b Not debt-financed property. | | | | | |
| 6 Net rental income or (loss) from personal property | | | | | |
| 7 Other investment income. | | | 14 | 2,074 | |
| 8 Gain or (loss) from sales of assets other than inventory | | | 18 | 247,612 | |
| 9 Net income or (loss) from special events | | | | | |
| 10 Gross profit or (loss) from sales of inventory. . . | | | | | |
| 11 Other revenue a _____ | | | | | |
| b _____ | | | | | |
| c _____ | | | | | |
| d _____ | | | | | |
| e _____ | | | | | |
| 12 Subtotal. Add columns (b), (d), and (e). | | | | 444,680 | |
| 13 Total. Add line 12, columns (b), (d), and (e). | | | 13 | | 444,680 |

[illegible]

| | | | |
|--|--------------|------------|-----------|
| <p>1 Did the organization directly or indirectly engage in any of the following with any other organization described in section 501(c) of the Code (other than section 501(c)(3) organizations) or in section 527, relating to political organizations?</p> <p>a Transfers from the reporting foundation to a noncharitable exempt organization of</p> <p> (1) Cash.</p> <p> (2) Other assets.</p> <p>b Other transactions</p> <p> (1) Sales of assets to a noncharitable exempt organization.</p> <p> (2) Purchases of assets from a noncharitable exempt organization.</p> <p> (3) Rental of facilities, equipment, or other assets.</p> <p> (4) Reimbursement arrangements.</p> <p> (5) Loans or loan guarantees.</p> <p> (6) Performance of services or membership or fundraising solicitations.</p> <p>c Sharing of facilities, equipment, mailing lists, other assets, or paid employees.</p> <p>d If the answer to any of the above is "Yes," complete the following schedule. Column (b) should always show the fair market value of the goods, other assets, or services given by the reporting foundation. If the foundation received less than fair market value in any transaction or sharing arrangement, show in column (d) the value of the goods, other assets, or services received</p> | | Yes | No |
| | | | |
| | 1a(1) | | No |
| | 1a(2) | | No |
| | | | |
| | 1b(1) | | No |
| | 1b(2) | | No |
| | 1b(3) | | No |
| | 1b(4) | | No |
| | 1b(5) | | No |
| | 1b(6) | | No |
| | 1c | | No |

2a Is the foundation directly or indirectly affiliated with, or related to, one or more tax-exempt organizations described in section 501(c) of the Code (other than section 501(c)(3)) or in section 527? ☐ Yes ☒ No

b If "Yes," complete the following schedule

| (a) Name of organization | (b) Type of organization | (c) Description of relationship |
|--------------------------|--------------------------|---------------------------------|
| | | |
| | | |
| | | |
| | | |
| | | |

| | | | | | |
|---------------------------------------|---|--|------------|---|------|
| Paid Preparer Use Only | Print/Type preparer's name | Preparer's Signature | Date | Check if self-employed <input checked="checked" type="checkbox"/> | PTIN |
| | JANET HOEHNEN | JANET HOEHNEN | 2013-05-13 | | |
| | Firm's name <input type="checkbox"/> | LICHTSINN & HAENSEL SC 111 E WISCONSIN AVE STE 1800 | | Firm's EIN <input type="checkbox"/> | |
| | Firm's address <input type="checkbox"/> | MILWAUKEE, WI 53202 | | Phone no (414) 276-3400 | |

Form 990PF Part IV - Capital Gains and Losses for Tax on Investment Income - Columns a - d

| (a) List and describe the kind(s) of property sold (e g , real estate, 2-story brick warehouse, or common stock, 200 shs MLC Co) | (b) How acquired P—Purchase D—Donation | (c) Date acquired (mo , day, yr) | (d) Date sold (mo , day, yr) |
|---|--|--------------------------------------|----------------------------------|
| 120 SHRS PNM RESOURCES INC COM | P | 2010-08-23 | 2012-01-03 |
| 1095 SHRS UNUM GROUP | P | 2012-02-03 | 2012-03-20 |
| 100 SHRS INLAND REAL ESTATE CORP | P | 2010-12-08 | 2012-03-23 |
| 0 SHRS FREDDIE MAC CMO/SERIES 2649 P | P | 2003-08-12 | 2012-01-17 |
| 2700 SHRS SYSCO CORP | P | 2011-08-30 | 2012-05-16 |
| 965 SHRS BLACK HILLS CORP | P | 2011-09-15 | 2012-10-04 |
| 288 SHRS TARGET CORP | P | 2006-07-13 | 2012-01-05 |
| 20 SHRS CATALYST HEALTH SOLUTIONS IN | P | 2008-08-01 | 2012-02-28 |
| 3 SHRS OCCIDENTAL PETE CORP | P | 2011-06-07 | 2012-02-28 |
| 17 SHRS PRICELINE COM INC COM NEW | P | 2010-03-26 | 2012-05-08 |
| 212 SHRS JOHNSON CONTROLS INC | P | 2011-03-21 | 2012-07-19 |
| 20 SHRS COACH INC | P | 2011-03-16 | 2012-11-19 |
| 13 SHRS INTERNATIONAL BUSINESS MACHI | P | 2009-01-22 | 2012-11-19 |
| 18 SHRS ROSS STORES INC | P | 2011-08-24 | 2012-11-19 |
| 25 SHRS BHP BILLITON LTD SPONS ADR | P | 2006-06-29 | 2012-11-19 |
| 175 SHRS CVS CAREMARK CORPORATION | P | 2009-11-25 | 2012-01-09 |
| 170 SHRS EMCOR GROUP INC | P | 2010-03-24 | 2012-03-23 |
| 100 SHRS INLAND REAL ESTATE CORP | P | 2010-12-08 | 2012-03-23 |
| 0 SHRS FREDDIE MAC CMO/SERIES 2649 P | P | 2003-08-12 | 2012-02-15 |
| 1430 SHRS EMCOR GROUP INC | P | 2010-03-24 | 2012-06-05 |
| 860 SHRS BLACK HILLS CORP | P | 2011-10-06 | 2012-10-04 |
| 218 SHRS TARGET CORP | P | 2009-07-16 | 2012-01-05 |
| 14 SHRS CELGENE CORP | P | 2007-08-13 | 2012-02-28 |
| 1 SHRS PRICELINE COM INC COM NEW | P | 2010-03-26 | 2012-02-28 |
| 90 SHRS O REILLY AUTOMOTIVE INC | P | 2009-06-16 | 2012-05-21 |
| 630 SHRS IDEX CORP | P | 2006-07-13 | 2012-08-01 |
| 7 SHRS CONCHO RESOURCES INC | P | 2010-12-29 | 2012-11-19 |
| 16 SHRS JOHNSON & JOHNSON | P | 2012-07-19 | 2012-11-19 |
| 9 SHRS STERICYCLE INC | P | 2006-07-13 | 2012-11-19 |
| 190 SHRS CANADIAN NATIONAL RAILWAY C | P | 2006-06-29 | 2012-11-19 |

Form 990PF Part IV - Capital Gains and Losses for Tax on Investment Income - Columns a - d

| (a) List and describe the kind(s) of property sold (e g , real estate, 2-story brick warehouse, or common stock, 200 shs MLC Co) | (b) How acquired P—Purchase D—Donation | (c) Date acquired (mo , day, yr) | (d) Date sold (mo , day, yr) |
|---|--|--------------------------------------|----------------------------------|
| 220 SHRS CVS CAREMARK CORPORATION | P | 2009-12-10 | 2012-01-09 |
| 200 SHRS EMCOR GROUP INC | P | 2010-03-24 | 2012-03-23 |
| 100 SHRS INLAND REAL ESTATE CORP | P | 2010-12-08 | 2012-03-23 |
| 0 SHRS FREDDIE MAC CMO/SERIES 2649 P | P | 2003-08-12 | 2012-03-15 |
| 3230 SHRS INLAND REAL ESTATE CORP | P | 2010-12-08 | 2012-06-15 |
| 830 SHRS COVIDIEN PLC | P | 2007-08-31 | 2012-10-04 |
| 545 SHRS PROCTER & GAMBLE CO | P | 2006-07-13 | 2012-01-26 |
| 10 SHRS CHURCH & DWIGHT CO INC | P | 2006-10-17 | 2012-02-28 |
| 3 SHRS O REILLY AUTOMOTIVE INC | P | 2009-06-16 | 2012-02-28 |
| 4 SHRS O REILLY AUTOMOTIVE INC | P | 2009-09-24 | 2012-05-21 |
| 1035 SHRS NCR CORP NEW | P | 2012-07-11 | 2012-08-15 |
| 24 SHRS CATAMARAN CORP | P | 2008-08-01 | 2012-11-19 |
| 9 SHRS KRAFT FOODS GROUP INC COM | P | 2012-09-04 | 2012-11-19 |
| 17 SHRS SALIX PHARMACEUTICALS LTD | P | 2012-06-25 | 2012-11-19 |
| 130 SHRS CAMERON INTERNATIONAL CORPO | P | 2006-06-29 | 2012-11-19 |
| | P | 2005-08-04 | 2012-01-20 |
| 200 SHRS EMCOR GROUP INC | P | 2010-03-24 | 2012-03-23 |
| 100 SHRS INLAND REAL ESTATE CORP | P | 2010-12-08 | 2012-03-23 |
| 0 SHRS FREDDIE MAC CMO/SERIES 2649 P | P | 2003-08-12 | 2012-04-16 |
| 2600 SHRS BENCHMARK ELECTRONICS INC | P | 2007-10-23 | 2012-08-06 |
| 265 SHRS CVS CAREMARK CORPORATION | P | 2009-12-10 | 2012-10-18 |
| 52 SHRS GOOGLE INC CL A | P | 2006-07-13 | 2012-02-13 |
| 9 SHRS DANAHER CORP | P | 2006-07-13 | 2012-02-28 |
| 19 SHRS ORACLE CORP | P | 2010-10-06 | 2012-02-28 |
| 288 SHRS OCCIDENTAL PETE CORP | P | 2011-06-07 | 2012-06-21 |
| 0 333 SHRS KRAFT FOODS GROUP INC COM | P | 2012-09-04 | 2012-10-09 |
| 13 SHRS CELGENE CORP | P | 2007-08-13 | 2012-11-19 |
| 6 SHRS LINKEDIN CORPORATION COM CL A | P | 2012-11-09 | 2012-11-19 |
| 34 SHRS SALLY BEAUTY HOLDINGS INC | P | 2012-06-29 | 2012-11-19 |
| 160 SHRS COOPER INDUSTRIES PLC NEW I | P | 2006-06-29 | 2012-11-19 |

Form 990PF Part IV - Capital Gains and Losses for Tax on Investment Income - Columns a - d

| (a) List and describe the kind(s) of property sold (e g , real estate, 2-story brick warehouse, or common stock, 200 shs MLC Co) | (b) How acquired P—Purchase D—Donation | (c) Date acquired (mo , day, yr) | (d) Date sold (mo , day, yr) |
|---|--|--------------------------------------|----------------------------------|
| 179 5 SHRS TORCHMARK CORP | P | 2009-09-01 | 2012-01-23 |
| 1 SHRS INLAND REAL ESTATE CORP | P | 2010-12-08 | 2012-03-23 |
| 100 SHRS INLAND REAL ESTATE CORP | P | 2010-12-08 | 2012-03-23 |
| 0 SHRS FREDDIE MAC CMO/SERIES 2649 P | P | 2003-08-12 | 2012-05-15 |
| 500 SHRS BENCHMARK ELECTRONICS INC | P | 2008-07-24 | 2012-08-06 |
| 655 SHRS CVS CAREMARK CORPORATION | P | 2010-01-19 | 2012-10-18 |
| 152 SHRS NETAPP INC | P | 2011-03-11 | 2012-02-13 |
| 11 SHRS DENBURY RESOURCES INC NEW HO | P | 2010-10-18 | 2012-02-28 |
| 4 SHRS PRAXAIR INC | P | 2010-04-26 | 2012-02-28 |
| 187 SHRS CONCHO RESOURCES INC | P | 2010-10-18 | 2012-06-29 |
| 15 SHRS ANSYS INC | P | 2006-09-27 | 2012-11-19 |
| 7 SHRS CERNER CORP | P | 2012-07-13 | 2012-11-19 |
| 13 SHRS MSC INDUSTRIAL DIRECT CO INC | P | 2010-04-19 | 2012-11-19 |
| 14 SHRS SCHLUMBERGER LTD | P | 2007-11-20 | 2012-11-19 |
| 20 SHRS CANADIAN PACIFIC RAILWAY LTD | P | 2006-06-29 | 2012-11-19 |
| 562 5 SHRS TORCHMARK CORP | P | 2010-09-14 | 2012-01-23 |
| 1 SHRS INLAND REAL ESTATE CORP | P | 2010-12-08 | 2012-03-23 |
| 100 SHRS INLAND REAL ESTATE CORP | P | 2010-12-08 | 2012-03-23 |
| 0 SHRS FREDDIE MAC CMO/SERIES 2649 P | P | 2003-08-12 | 2012-06-15 |
| 1825 SHRS INLAND REAL ESTATE CORP | P | 2010-12-08 | 2012-08-15 |
| 245 SHRS CVS CAREMARK CORPORATION | P | 2010-08-27 | 2012-10-18 |
| 450 SHRS NETAPP INC | P | 2010-06-24 | 2012-02-13 |
| 6 SHRS DECKERS OUTDOOR CORP | P | 2010-07-20 | 2012-02-28 |
| 8 SHRS PRECISION CASTPARTS CORP | P | 2006-11-02 | 2012-02-28 |
| 23 SHRS CONCHO RESOURCES INC | P | 2010-12-29 | 2012-06-29 |
| 29 SHRS AMETEK INC | P | 2011-02-10 | 2012-11-19 |
| 27 SHRS CHURCH & DWIGHT CO INC | P | 2006-10-17 | 2012-11-19 |
| 15 SHRS MEAD JOHNSON NUTRITION COMPA | P | 2012-01-23 | 2012-11-19 |
| 23 SHRS SOUTHWESTERN ENERGY CO | P | 2006-07-13 | 2012-11-19 |
| 160 SHRS CANADIAN PACIFIC RAILWAY LT | P | 2008-06-20 | 2012-11-19 |

Form 990PF Part IV - Capital Gains and Losses for Tax on Investment Income - Columns a - d

| (a) List and describe the kind(s) of property sold (e g , real estate, 2-story brick warehouse, or common stock, 200 shs MLC Co) | (b) How acquired P—Purchase D—Donation | (c) Date acquired (mo , day, yr) | (d) Date sold (mo , day, yr) |
|---|--|--------------------------------------|----------------------------------|
| 1700 SHRS ABB LTD SPONS ADR | P | 2008-09-30 | 2012-02-02 |
| 1 SHRS INLAND REAL ESTATE CORP | P | 2010-12-08 | 2012-03-23 |
| 100 SHRS INLAND REAL ESTATE CORP | P | 2010-12-08 | 2012-03-23 |
| 0 SHRS FREDDIE MAC CMO/SERIES 2649 P | P | 2003-08-12 | 2012-07-23 |
| 1235 SHRS INLAND REAL ESTATE CORP | P | 2010-12-31 | 2012-08-15 |
| 400 SHRS RAYMOND JAMES FINANCIAL INC | P | 2009-06-05 | 2012-11-08 |
| 587 SHRS NETLOGIC MICROSYSTEMS INC | P | 2010-09-27 | 2012-02-17 |
| 27 SHRS EMC CORP -- MASS | P | 2010-10-01 | 2012-02-28 |
| 3 SHRS RIVERBED TECHNOLOGY INC | P | 2011-07-20 | 2012-02-28 |
| 522 SHRS CATALYST HEALTH SOLUTIONS I | P | 2008-08-01 | 2012-07-03 |
| 11 SHRS AFFILIATED MANAGERS GROUP IN | P | 2007-04-10 | 2012-11-19 |
| 29 SHRS DANAHER CORP | P | 2006-07-13 | 2012-11-19 |
| 27 SHRS MONDELEZ INTERNATIONAL INC C | P | 2012-09-04 | 2012-11-19 |
| 5 SHRS TRANSDIGM GROUP INCORPORATED | P | 2012-03-28 | 2012-11-19 |
| 95 SHRS DIAGEO PLC SPONS ADR NEW | P | 2006-12-26 | 2012-11-19 |
| 250000 SHRS GOVERNMENT NATL MTG ASSN | P | 2005-08-04 | 2012-02-21 |
| 1 SHRS INLAND REAL ESTATE CORP | P | 2010-12-08 | 2012-03-23 |
| 100 SHRS INLAND REAL ESTATE CORP | P | 2010-12-08 | 2012-03-23 |
| 0 SHRS FREDDIE MAC CMO/SERIES 2649 P | P | 2003-08-12 | 2012-08-15 |
| 1505 SHRS INLAND REAL ESTATE CORP | P | 2011-01-13 | 2012-08-15 |
| 1385 SHRS AT&T INC | P | 2008-10-14 | 2012-11-20 |
| 5 SHRS ANSYS INC | P | 2006-09-27 | 2012-02-28 |
| 24 SHRS EXPRESS SCRIPTS INC COMMON | P | 2009-07-16 | 2012-02-28 |
| 1 SHRS ROSS STORES INC | P | 2011-08-24 | 2012-02-28 |
| 0 833 SHRS SXC HEALTH SOLUTIONS CORP | P | 2008-08-01 | 2012-07-05 |
| 13 SHRS ALLIANCE DATA SYSTEM CORP | P | 2008-06-20 | 2012-11-19 |
| 42 SHRS DENBURY RESOURCES INC NEW HO | P | 2010-10-18 | 2012-11-19 |
| 22 SHRS QUESTCOR PHARMACEUTICALS INC | P | 2012-05-17 | 2012-11-19 |
| 18 SHRS VERIFONE SYSTEMS INC | P | 2011-05-04 | 2012-11-19 |
| 755 SHRS ENSIGN ENERGY SERVICES INC | P | 2006-06-29 | 2012-11-19 |

Form 990PF Part IV - Capital Gains and Losses for Tax on Investment Income - Columns a - d

| (a) List and describe the kind(s) of property sold (e g , real estate, 2-story brick warehouse, or common stock, 200 shs MLC Co) | (b) How acquired P—Purchase D—Donation | (c) Date acquired (mo , day, yr) | (d) Date sold (mo , day, yr) |
|---|--|--------------------------------------|----------------------------------|
| 2270 SHRS CLOUD PEAK ENERGY INC | P | 2010-12-31 | 2012-02-22 |
| 1 SHRS INLAND REAL ESTATE CORP | P | 2010-12-08 | 2012-03-23 |
| 100 SHRS INLAND REAL ESTATE CORP | P | 2010-12-08 | 2012-03-23 |
| 0 SHRS FREDDIE MAC CMO/SERIES 2649 P | P | 2003-08-12 | 2012-09-17 |
| 1805 SHRS INLAND REAL ESTATE CORP | P | 2011-05-10 | 2012-08-15 |
| 545 SHRS AVERY DENNISON CORP | P | 2010-11-24 | 2012-11-20 |
| 7 SHRS AMETEK INC | P | 2011-02-10 | 2012-02-28 |
| 27 SHRS GILEAD SCIENCES INC | P | 2007-12-26 | 2012-02-28 |
| 2 SHRS STERICYCLE INC | P | 2006-07-13 | 2012-02-28 |
| 0 5 SHRS AMETEK INC | P | 2011-02-10 | 2012-07-10 |
| 52 SHRS AKORN INC | P | 2012-07-11 | 2012-11-19 |
| 13 SHRS DECKERS OUTDOOR CORP | P | 2010-07-20 | 2012-11-19 |
| 1 SHRS PRICELINE COM INC COM NEW | P | 2010-03-26 | 2012-11-19 |
| 8 SHRS VISA INC CL A COMMON STOCK | P | 2008-07-30 | 2012-11-19 |
| 160 SHRS NOVARTIS AG SPONS ADR | P | 2006-06-29 | 2012-11-19 |
| 700 SHRS UNUM GROUP | P | 2011-11-02 | 2012-02-22 |
| 16 SHRS INLAND REAL ESTATE CORP | P | 2010-12-08 | 2012-03-23 |
| 100 SHRS INLAND REAL ESTATE CORP | P | 2010-12-08 | 2012-03-23 |
| 0 SHRS FREDDIE MAC CMO/SERIES 2649 P | P | 2003-08-12 | 2012-10-15 |
| 1455 SHRS INLAND REAL ESTATE CORP | P | 2011-08-05 | 2012-08-15 |
| 910 SHRS BB&T CORP | P | 2010-03-08 | 2012-11-20 |
| 5 SHRS AFFILIATED MANAGERS GROUP INC | P | 2007-04-10 | 2012-02-28 |
| 9 SHRS INTERCONTINENTALEXCHANGE INC | P | 2007-03-15 | 2012-02-28 |
| 6 SHRS SCHLUMBERGER LTD | P | 2007-11-20 | 2012-02-28 |
| 898 SHRS EMC CORP -- MASS | P | 2010-10-01 | 2012-07-11 |
| 23 SHRS ALTERA CORP | P | 2010-03-25 | 2012-11-19 |
| 36 SHRS EMC CORP -- MASS | P | 2010-10-01 | 2012-11-19 |
| 12 SHRS O REILLY AUTOMOTIVE INC | P | 2009-09-24 | 2012-11-19 |
| 4 SHRS V F CORP | P | 2011-08-24 | 2012-11-19 |
| 240 SHRS NESTLE SA SPONS ADR | P | 2006-06-29 | 2012-11-19 |

Form 990PF Part IV - Capital Gains and Losses for Tax on Investment Income - Columns a - d

| (a) List and describe the kind(s) of property sold (e g , real estate, 2-story brick warehouse, or common stock, 200 shs MLC Co) | (b) How acquired P—Purchase D—Donation | (c) Date acquired (mo , day, yr) | (d) Date sold (mo , day, yr) |
|---|--|--------------------------------------|----------------------------------|
| 2000 SHRS UNUM GROUP | P | 2004-04-14 | 2012-02-22 |
| 18 SHRS INLAND REAL ESTATE CORP | P | 2010-12-08 | 2012-03-23 |
| 100 SHRS INLAND REAL ESTATE CORP | P | 2010-12-08 | 2012-03-23 |
| 0 SHRS FREDDIE MAC CMO/SERIES 2649 P | P | 2003-08-12 | 2012-11-15 |
| 2350 SHRS INLAND REAL ESTATE CORP | P | 2011-10-06 | 2012-08-15 |
| 2160 SHRS CORNING INC | P | 2012-03-26 | 2012-11-20 |
| 9 SHRS ALTERA CORP | P | 2010-03-25 | 2012-02-28 |
| 32 SHRS IDEX CORP | P | 2006-07-13 | 2012-02-28 |
| 18 SHRS SOUTHWESTERN ENERGY CO | P | 2006-07-13 | 2012-02-28 |
| 486 SHRS RIVERBED TECHNOLOGY INC | P | 2011-07-20 | 2012-07-11 |
| 8 SHRS APPLE INC | P | 2007-01-22 | 2012-11-19 |
| 22 SHRS EXPRESS SCRIPTS HOLDING COMP | P | 2009-07-16 | 2012-11-19 |
| 20 SHRS ORACLE CORP | P | 2010-10-06 | 2012-11-19 |
| 34 SHRS WASTE CONNECTIONS INC | P | 2006-07-13 | 2012-11-19 |
| 45 SHRS SCHLUMBERGER LTD | P | 2006-06-29 | 2012-11-19 |
| 1670 SHRS LEGGETT & PLATT INC | P | 2011-05-21 | 2012-03-09 |
| 23 SHRS INLAND REAL ESTATE CORP | P | 2010-12-08 | 2012-03-23 |
| 400 SHRS INLAND REAL ESTATE CORP | P | 2010-12-08 | 2012-03-23 |
| 0 SHRS FREDDIE MAC CMO/SERIES 2649 P | P | 2003-08-12 | 2012-12-17 |
| 315 SHRS AT&T INC | P | 2008-10-14 | 2012-08-21 |
| 4180 SHRS FIRST INTERSTATE BANCSYSTE | P | 2010-11-04 | 2012-11-20 |
| 10 SHRS BAXTER INTERNATIONAL INC | P | 2009-12-21 | 2012-02-28 |
| 4 SHRS ILLINOIS TOOL WORKS INC | P | 2011-02-10 | 2012-02-28 |
| 12 SHRS VERIFONE SYSTEMS INC | P | 2011-05-04 | 2012-02-28 |
| 188 SHRS ALLERGAN INC | P | 2007-09-27 | 2012-07-13 |
| 15 SHRS BED BATH & BEYOND INC | P | 2012-02-07 | 2012-11-19 |
| 1 SHRS GOOGLE INC CL A | P | 2006-07-13 | 2012-11-19 |
| 15 SHRS PEPSICO INC | P | 2006-07-13 | 2012-11-19 |
| 349 SHRS CATAMARAN CORP | P | 2008-08-01 | 2012-12-11 |
| 380 SHRS COOPER INDUSTRIES PLC NEW I | P | 2006-06-29 | 2012-12-03 |

Form 990PF Part IV – Capital Gains and Losses for Tax on Investment Income – Columns a – d

| (a) List and describe the kind(s) of property sold (e g , real estate, 2-story brick warehouse, or common stock, 200 shs MLC Co) | (b) How acquired P—Purchase D—Donation | (c) Date acquired (mo , day, yr) | (d) Date sold (mo , day, yr) |
|---|--|--------------------------------------|----------------------------------|
| 1880 SHRS LEGGETT & PLATT INC | P | 2011-08-19 | 2012-03-09 |
| 84 SHRS INLAND REAL ESTATE CORP | P | 2010-12-08 | 2012-03-23 |
| 600 SHRS INLAND REAL ESTATE CORP | P | 2010-12-08 | 2012-03-23 |
| 90000 SHRS ERP OPER LTD PARTNERSHIP | P | 2010-03-30 | 2012-04-12 |
| 1415 SHRS BLACK HILLS CORP | P | 2011-06-15 | 2012-08-21 |
| 620 SHRS SNAP-ON INC | P | 2012-01-12 | 2012-11-20 |
| 4 SHRS CITRIX SYSTEMS INC | P | 2010-06-17 | 2012-02-28 |
| 8 SHRS INTERNATIONAL BUSINESS MACHIN | P | 2009-01-22 | 2012-02-28 |
| 11 SHRS VISA INC CL A COMMON STOCK | P | 2008-07-30 | 2012-02-28 |
| 279 SHRS ALLERGAN INC | P | 2007-09-27 | 2012-07-19 |
| 22 SHRS BAXTER INTERNATIONAL INC | P | 2009-12-21 | 2012-11-19 |
| 18 SHRS GILEAD SCIENCES INC | P | 2007-12-26 | 2012-11-19 |
| 11 SHRS PRAXAIR INC | P | 2010-04-26 | 2012-11-19 |
| 166 SHRS GILEAD SCIENCES INC | P | 2007-12-26 | 2012-12-11 |
| 0 4202 SHRS EATON CORPORATION PLC | P | 2012-11-30 | 2012-12-07 |
| 1270 SHRS SAFEWAY INC | P | 2008-11-26 | 2012-03-20 |
| 84 SHRS INLAND REAL ESTATE CORP | P | 2010-12-08 | 2012-03-23 |
| 2625 SHRS PNM RESOURCES INC COM | P | 2010-08-23 | 2012-03-23 |
| 365 SHRS MARATHON PETE CORP COM | P | 2010-05-18 | 2012-04-17 |
| 125000 SHRS SOUTHERN CAL GAS CO 4 80 | P | 2004-02-26 | 2012-10-01 |
| 200000 SHRS WISCONSIN PUBLIC SERVICE | P | 2006-09-12 | 2012-12-03 |
| 4 SHRS COGNIZANT TECHNOLOGY SOLUTION | P | 2009-10-07 | 2012-02-28 |
| 8 SHRS JOHNSON CONTROLS INC | P | 2007-11-02 | 2012-02-28 |
| 13 SHRS WASTE CONNECTIONS INC | P | 2006-07-13 | 2012-02-28 |
| 189 SHRS JOHNSON CONTROLS INC | P | 2007-11-02 | 2012-07-19 |
| 9 SHRS CITRIX SYSTEMS INC | P | 2010-06-17 | 2012-11-19 |
| 6 SHRS INTERCONTINENTALEXCHANGE INC | P | 2007-03-15 | 2012-11-19 |
| 7 SHRS PRECISION CASTPARTS CORP | P | 2006-11-02 | 2012-11-19 |
| 25 SHRS BRITISH AMERICAN TOBACCO PLC | P | 2007-12-24 | 2012-11-19 |
| BASIS ADJUSTMENT | P | | 2012-12-31 |

Form 990PF Part IV - Capital Gains and Losses for Tax on Investment Income - Columns a - d

| (a) List and describe the kind(s) of property sold (e g , real estate, 2-story brick warehouse, or common stock, 200 shs MLC Co) | (b) How acquired P—Purchase D—Donation | (c) Date acquired (mo , day, yr) | (d) Date sold (mo , day, yr) |
|---|--|--------------------------------------|----------------------------------|
| 1115 SHRS UNUM GROUP | P | 2011-11-02 | 2012-03-20 |
| 85 SHRS INLAND REAL ESTATE CORP | P | 2010-12-08 | 2012-03-23 |
| 425 SHRS RAYMOND JAMES FINANCIAL INC | P | 2009-06-05 | 2012-03-23 |
| 150000 SHRS COLGATE PALMOLIVE CO 5 9 | P | 2002-04-24 | 2012-04-25 |
| 615 SHRS BLACK HILLS CORP | P | 2011-06-15 | 2012-10-04 |
| 1030 SHRS TE CONNECTIVITY LTD | P | 2008-08-28 | 2012-12-20 |
| 3 SHRS COACH INC | P | 2011-03-16 | 2012-02-28 |
| 7 SHRS MSC INDUSTRIAL DIRECT CO INC | P | 2010-04-19 | 2012-02-28 |
| 597 SHRS ORACLE CORP | P | 2010-10-06 | 2012-03-19 |
| 481 SHRS JOHNSON CONTROLS INC | P | 2007-11-05 | 2012-07-19 |
| 11 SHRS COGNIZANT TECHNOLOGY SOLUTIO | P | 2009-10-07 | 2012-11-19 |
| 15 SHRS ILLINOIS TOOL WORKS INC | P | 2011-02-10 | 2012-11-19 |
| 24 SHRS QUALCOMM INC | P | 2011-03-18 | 2012-11-19 |
| 50 SHRS BASF SE ADR | P | 2008-06-03 | 2012-11-19 |

Form 990PF Part IV - Capital Gains and Losses for Tax on Investment Income - Columns e - h

| (e) Gross sales price | (f) Depreciation allowed (or allowable) | (g) Cost or other basis plus expense of sale | (h) Gain or (loss) (e) plus (f) minus (g) |
|-----------------------|--|---|--|
| 2,122 | | 1,398 | 724 |
| 26,456 | | 26,269 | 187 |
| 826 | | 873 | -47 |
| 259 | | 259 | |
| 74,401 | | 75,832 | -1,431 |
| 33,750 | | 30,519 | 3,231 |
| 13,852 | | 13,910 | -58 |
| 1,245 | | 627 | 618 |
| 318 | | 307 | 11 |
| 12,502 | | 4,262 | 8,240 |
| 5,506 | | 8,564 | -3,058 |
| 1,130 | | 1,015 | 115 |
| 2,468 | | 1,163 | 1,305 |
| 998 | | 660 | 338 |
| 1,752 | | 1,030 | 722 |
| 7,170 | | 5,591 | 1,579 |
| 4,561 | | 4,538 | 23 |
| 863 | | 873 | -10 |
| 261 | | 261 | |
| 36,977 | | 38,169 | -1,192 |
| 30,078 | | 27,003 | 3,075 |
| 10,485 | | 8,474 | 2,011 |
| 1,032 | | 844 | 188 |
| 635 | | 251 | 384 |
| 8,388 | | 3,183 | 5,205 |
| 23,652 | | 18,692 | 4,960 |
| 569 | | 612 | -43 |
| 1,107 | | 1,114 | -7 |
| 810 | | 285 | 525 |
| 16,209 | | 8,071 | 8,138 |

Form 990PF Part IV - Capital Gains and Losses for Tax on Investment Income - Columns e - h

| (e) Gross sales price | (f) Depreciation allowed (or allowable) | (g) Cost or other basis plus expense of sale | (h) Gain or (loss) (e) plus (f) minus (g) |
|-----------------------|--|---|--|
| 9,014 | | 7,039 | 1,975 |
| 5,413 | | 5,338 | 75 |
| 860 | | 873 | -13 |
| 162 | | 162 | |
| 27,059 | | 28,199 | -1,140 |
| 49,536 | | 33,487 | 16,049 |
| 35,528 | | 30,852 | 4,676 |
| 478 | | 197 | 281 |
| 261 | | 106 | 155 |
| 373 | | 144 | 229 |
| 23,156 | | 23,571 | -415 |
| 1,164 | | 569 | 595 |
| 403 | | 395 | 8 |
| 670 | | 878 | -208 |
| 6,930 | | 3,019 | 3,911 |
| 5,526 | | 5,553 | -27 |
| 5,425 | | 5,338 | 87 |
| 860 | | 873 | -13 |
| 176 | | 176 | |
| 40,196 | | 56,288 | -16,092 |
| 12,261 | | 8,479 | 3,782 |
| 31,823 | | 21,266 | 10,557 |
| 480 | | 278 | 202 |
| 554 | | 525 | 29 |
| 24,191 | | 29,479 | -5,288 |
| 15 | | 15 | |
| 974 | | 784 | 190 |
| 632 | | 590 | 42 |
| 832 | | 859 | -27 |
| 12,339 | | 7,213 | 5,126 |

Form 990PF Part IV - Capital Gains and Losses for Tax on Investment Income - Columns e - h

| (e) Gross sales price | (f) Depreciation allowed (or allowable) | (g) Cost or other basis plus expense of sale | (h) Gain or (loss) (e) plus (f) minus (g) |
|-----------------------|--|---|--|
| 8,156 | | 5,123 | 3,033 |
| 9 | | 9 | |
| 860 | | 873 | -13 |
| 259 | | 259 | |
| 7,730 | | 7,572 | 158 |
| 30,307 | | 22,540 | 7,767 |
| 5,934 | | 7,287 | -1,353 |
| 226 | | 203 | 23 |
| 440 | | 355 | 85 |
| 15,561 | | 12,992 | 2,569 |
| 1,016 | | 345 | 671 |
| 542 | | 564 | -22 |
| 912 | | 722 | 190 |
| 988 | | 1,294 | -306 |
| 1,853 | | 977 | 876 |
| 25,559 | | 20,457 | 5,102 |
| 8 | | 9 | -1 |
| 860 | | 873 | -13 |
| 191 | | 191 | |
| 14,602 | | 15,933 | -1,331 |
| 11,336 | | 6,841 | 4,495 |
| 17,569 | | 17,991 | -422 |
| 450 | | 270 | 180 |
| 1,345 | | 540 | 805 |
| 1,914 | | 2,010 | -96 |
| 1,048 | | 858 | 190 |
| 1,417 | | 533 | 884 |
| 1,000 | | 1,083 | -83 |
| 828 | | 328 | 500 |
| 14,824 | | 10,662 | 4,162 |

Form 990PF Part IV - Capital Gains and Losses for Tax on Investment Income - Columns e - h

| (e) Gross sales price | (f) Depreciation allowed (or allowable) | (g) Cost or other basis plus expense of sale | (h) Gain or (loss) (e) plus (f) minus (g) |
|-----------------------|--|---|--|
| 36,404 | | 33,176 | 3,228 |
| 8 | | 9 | -1 |
| 860 | | 873 | -13 |
| 142 | | 142 | |
| 9,881 | | 10,972 | -1,091 |
| 15,005 | | 6,947 | 8,058 |
| 29,350 | | 16,129 | 13,221 |
| 756 | | 551 | 205 |
| 84 | | 95 | -11 |
| 30,981 | | 16,365 | 14,616 |
| 1,371 | | 1,231 | 140 |
| 1,530 | | 896 | 634 |
| 695 | | 730 | -35 |
| 650 | | 577 | 73 |
| 11,051 | | 7,498 | 3,553 |
| 3,759 | | 3,778 | -19 |
| 9 | | 9 | |
| 860 | | 873 | -13 |
| 256 | | 256 | |
| 12,041 | | 13,470 | -1,429 |
| 46,218 | | 36,920 | 9,298 |
| 319 | | 115 | 204 |
| 1,298 | | 797 | 501 |
| 53 | | 37 | 16 |
| 82 | | 40 | 42 |
| 1,824 | | 791 | 1,033 |
| 651 | | 774 | -123 |
| 540 | | 882 | -342 |
| 541 | | 882 | -341 |
| 10,786 | | 14,840 | -4,054 |

Form 990PF Part IV - Capital Gains and Losses for Tax on Investment Income - Columns e - h

| (e) Gross sales price | (f) Depreciation allowed (or allowable) | (g) Cost or other basis plus expense of sale | (h) Gain or (loss) (e) plus (f) minus (g) |
|-----------------------|--|---|--|
| 40,140 | | 53,346 | -13,206 |
| 9 | | 9 | |
| 860 | | 873 | -13 |
| 334 | | 334 | |
| 14,442 | | 16,283 | -1,841 |
| 17,532 | | 21,153 | -3,621 |
| 333 | | 311 | 22 |
| 1,248 | | 1,270 | -22 |
| 175 | | 63 | 112 |
| 17 | | 15 | 2 |
| 671 | | 840 | -169 |
| 436 | | 585 | -149 |
| 623 | | 251 | 372 |
| 1,161 | | 624 | 537 |
| 9,499 | | 8,413 | 1,086 |
| 16,124 | | 15,475 | 649 |
| 130 | | 140 | -10 |
| 859 | | 873 | -14 |
| 373 | | 373 | |
| 11,641 | | 11,296 | 345 |
| 25,390 | | 26,428 | -1,038 |
| 537 | | 560 | -23 |
| 1,258 | | 1,159 | 99 |
| 475 | | 555 | -80 |
| 21,237 | | 18,331 | 2,906 |
| 714 | | 565 | 149 |
| 875 | | 735 | 140 |
| 1,095 | | 433 | 662 |
| 627 | | 448 | 179 |
| 15,151 | | 7,300 | 7,851 |

Form 990PF Part IV - Capital Gains and Losses for Tax on Investment Income - Columns e - h

| (e) Gross sales price | (f) Depreciation allowed (or allowable) | (g) Cost or other basis plus expense of sale | (h) Gain or (loss) (e) plus (f) minus (g) |
|-----------------------|--|---|--|
| 46,068 | | 30,682 | 15,386 |
| 157 | | 157 | |
| 860 | | 873 | -13 |
| 184 | | 184 | |
| 18,802 | | 16,650 | 2,152 |
| 23,914 | | 30,891 | -6,977 |
| 352 | | 221 | 131 |
| 1,356 | | 949 | 407 |
| 598 | | 257 | 341 |
| 6,833 | | 15,417 | -8,584 |
| 4,519 | | 690 | 3,829 |
| 1,145 | | 731 | 414 |
| 604 | | 552 | 52 |
| 1,059 | | 529 | 530 |
| 3,176 | | 2,802 | 374 |
| 37,589 | | 43,063 | -5,474 |
| 189 | | 201 | -12 |
| 3,412 | | 3,492 | -80 |
| 209 | | 209 | |
| 11,361 | | 8,397 | 2,964 |
| 58,195 | | 54,940 | 3,255 |
| 581 | | 582 | -1 |
| 224 | | 223 | 1 |
| 586 | | 588 | -2 |
| 16,765 | | 11,941 | 4,824 |
| 862 | | 922 | -60 |
| 668 | | 409 | 259 |
| 1,029 | | 932 | 97 |
| 17,108 | | 8,281 | 8,827 |
| 30,159 | | 17,131 | 13,028 |

Form 990PF Part IV - Capital Gains and Losses for Tax on Investment Income - Columns e - h

| (e) Gross sales price | (f) Depreciation allowed (or allowable) | (g) Cost or other basis plus expense of sale | (h) Gain or (loss) (e) plus (f) minus (g) |
|-----------------------|--|---|--|
| 42,315 | | 37,198 | 5,117 |
| 730 | | 733 | -3 |
| 5,136 | | 5,238 | -102 |
| 104,077 | | 94,281 | 9,796 |
| 43,913 | | 42,462 | 1,451 |
| 47,296 | | 33,778 | 13,518 |
| 300 | | 182 | 118 |
| 1,583 | | 716 | 867 |
| 1,297 | | 858 | 439 |
| 24,412 | | 17,721 | 6,691 |
| 1,458 | | 1,279 | 179 |
| 1,343 | | 847 | 496 |
| 1,162 | | 976 | 186 |
| 12,605 | | 7,811 | 4,794 |
| 22 | | 22 | |
| 26,830 | | 26,607 | 223 |
| 721 | | 733 | -12 |
| 47,612 | | 30,584 | 17,028 |
| 14,587 | | 9,719 | 4,868 |
| 125,000 | | 125,000 | |
| 200,000 | | 195,115 | 4,885 |
| 287 | | 157 | 130 |
| 266 | | 342 | -76 |
| 403 | | 202 | 201 |
| 4,908 | | 8,073 | -3,165 |
| 549 | | 409 | 140 |
| 778 | | 773 | 5 |
| 1,232 | | 472 | 760 |
| 2,551 | | 1,989 | 562 |
| | | 277 | -277 |

Form 990PF Part IV - Capital Gains and Losses for Tax on Investment Income - Columns e - h

| (e) Gross sales price | (f) Depreciation allowed (or allowable) | (g) Cost or other basis plus expense of sale | (h) Gain or (loss) (e) plus (f) minus (g) |
|-----------------------|--|---|--|
| 26,939 | | 24,650 | 2,289 |
| 731 | | 742 | -11 |
| 15,622 | | 7,381 | 8,241 |
| 150,000 | | 150,000 | |
| 21,509 | | 18,455 | 3,054 |
| 38,390 | | 33,919 | 4,471 |
| 226 | | 152 | 74 |
| 559 | | 389 | 170 |
| 17,666 | | 16,487 | 1,179 |
| 12,491 | | 20,627 | -8,136 |
| 727 | | 431 | 296 |
| 891 | | 836 | 55 |
| 1,490 | | 1,240 | 250 |
| 4,117 | | 3,728 | 389 |

Form 990PF Part IV - Capital Gains and Losses for Tax on Investment Income - Columns i - l

| Complete only for assets showing gain in column (h) and owned by the foundation on 12/31/69 | | | (l) Gains (Col (h) gain minus col (k), but not less than -0-) or Losses (from col (h)) |
|---|-----------------------------------|--|--|
| (i) F M V as of 12/31/69 | (j) Adjusted basis as of 12/31/69 | (k) Excess of col (i) over col (j), if any | |
| | | | 724 |
| | | | 187 |
| | | | -47 |
| | | | |
| | | | -1,431 |
| | | | 3,231 |
| | | | -58 |
| | | | 618 |
| | | | 11 |
| | | | 8,240 |
| | | | -3,058 |
| | | | 115 |
| | | | 1,305 |
| | | | 338 |
| | | | 722 |
| | | | 1,579 |
| | | | 23 |
| | | | -10 |
| | | | |
| | | | -1,192 |
| | | | 3,075 |
| | | | 2,011 |
| | | | 188 |
| | | | 384 |
| | | | 5,205 |
| | | | 4,960 |
| | | | -43 |
| | | | -7 |
| | | | 525 |
| | | | 8,138 |

Form 990PF Part IV - Capital Gains and Losses for Tax on Investment Income - Columns i - l

| Complete only for assets showing gain in column (h) and owned by the foundation on 12/31/69 | | | (l) Gains (Col (h) gain minus col (k), but not less than -0-) or Losses (from col (h)) |
|---|-----------------------------------|--|--|
| (i) F M V as of 12/31/69 | (j) Adjusted basis as of 12/31/69 | (k) Excess of col (i) over col (j), if any | |
| | | | 1,975 |
| | | | 75 |
| | | | -13 |
| | | | |
| | | | -1,140 |
| | | | 16,049 |
| | | | 4,676 |
| | | | 281 |
| | | | 155 |
| | | | 229 |
| | | | -415 |
| | | | 595 |
| | | | 8 |
| | | | -208 |
| | | | 3,911 |
| | | | -27 |
| | | | 87 |
| | | | -13 |
| | | | |
| | | | -16,092 |
| | | | 3,782 |
| | | | 10,557 |
| | | | 202 |
| | | | 29 |
| | | | -5,288 |
| | | | |
| | | | 190 |
| | | | 42 |
| | | | -27 |
| | | | 5,126 |

Form 990PF Part IV - Capital Gains and Losses for Tax on Investment Income - Columns i - l

| Complete only for assets showing gain in column (h) and owned by the foundation on 12/31/69 | | | (l) Gains (Col (h) gain minus col (k), but not less than -0-) or Losses (from col (h)) |
|---|-----------------------------------|--|--|
| (i) F M V as of 12/31/69 | (j) Adjusted basis as of 12/31/69 | (k) Excess of col (i) over col (j), if any | |
| | | | 3,033 |
| | | | |
| | | | -13 |
| | | | |
| | | | 158 |
| | | | 7,767 |
| | | | -1,353 |
| | | | 23 |
| | | | 85 |
| | | | 2,569 |
| | | | 671 |
| | | | -22 |
| | | | 190 |
| | | | -306 |
| | | | 876 |
| | | | 5,102 |
| | | | -1 |
| | | | -13 |
| | | | |
| | | | -1,331 |
| | | | 4,495 |
| | | | -422 |
| | | | 180 |
| | | | 805 |
| | | | -96 |
| | | | 190 |
| | | | 884 |
| | | | -83 |
| | | | 500 |
| | | | 4,162 |

Form 990PF Part IV - Capital Gains and Losses for Tax on Investment Income - Columns i - l

| Complete only for assets showing gain in column (h) and owned by the foundation on 12/31/69 | | | (l) Gains (Col (h) gain minus col (k), but not less than -0-) or Losses (from col (h)) |
|---|-----------------------------------|--|--|
| (i) F M V as of 12/31/69 | (j) Adjusted basis as of 12/31/69 | (k) Excess of col (i) over col (j), if any | |
| | | | 3,228 |
| | | | -1 |
| | | | -13 |
| | | | |
| | | | -1,091 |
| | | | 8,058 |
| | | | 13,221 |
| | | | 205 |
| | | | -11 |
| | | | 14,616 |
| | | | 140 |
| | | | 634 |
| | | | -35 |
| | | | 73 |
| | | | 3,553 |
| | | | -19 |
| | | | |
| | | | -13 |
| | | | |
| | | | -1,429 |
| | | | 9,298 |
| | | | 204 |
| | | | 501 |
| | | | 16 |
| | | | 42 |
| | | | 1,033 |
| | | | -123 |
| | | | -342 |
| | | | -341 |
| | | | -4,054 |

Form 990PF Part IV - Capital Gains and Losses for Tax on Investment Income - Columns i - l

| Complete only for assets showing gain in column (h) and owned by the foundation on 12/31/69 | | | (l) Gains (Col (h) gain minus col (k), but not less than -0-) or Losses (from col (h)) |
|---|-----------------------------------|--|--|
| (i) F M V as of 12/31/69 | (j) Adjusted basis as of 12/31/69 | (k) Excess of col (i) over col (j), if any | |
| | | | -13,206 |
| | | | |
| | | | -13 |
| | | | |
| | | | -1,841 |
| | | | -3,621 |
| | | | 22 |
| | | | -22 |
| | | | 112 |
| | | | 2 |
| | | | -169 |
| | | | -149 |
| | | | 372 |
| | | | 537 |
| | | | 1,086 |
| | | | 649 |
| | | | -10 |
| | | | -14 |
| | | | |
| | | | 345 |
| | | | -1,038 |
| | | | -23 |
| | | | 99 |
| | | | -80 |
| | | | 2,906 |
| | | | 149 |
| | | | 140 |
| | | | 662 |
| | | | 179 |
| | | | 7,851 |

Form 990PF Part IV - Capital Gains and Losses for Tax on Investment Income - Columns i - l

| Complete only for assets showing gain in column (h) and owned by the foundation on 12/31/69 | | | (l) Gains (Col (h) gain minus col (k), but not less than -0-) or Losses (from col (h)) |
|---|-----------------------------------|--|--|
| (i) F M V as of 12/31/69 | (j) Adjusted basis as of 12/31/69 | (k) Excess of col (i) over col (j), if any | |
| | | | 15,386 |
| | | | |
| | | | -13 |
| | | | |
| | | | 2,152 |
| | | | -6,977 |
| | | | 131 |
| | | | 407 |
| | | | 341 |
| | | | -8,584 |
| | | | 3,829 |
| | | | 414 |
| | | | 52 |
| | | | 530 |
| | | | 374 |
| | | | -5,474 |
| | | | -12 |
| | | | -80 |
| | | | |
| | | | 2,964 |
| | | | 3,255 |
| | | | -1 |
| | | | 1 |
| | | | -2 |
| | | | 4,824 |
| | | | -60 |
| | | | 259 |
| | | | 97 |
| | | | 8,827 |
| | | | 13,028 |

Form 990PF Part IV - Capital Gains and Losses for Tax on Investment Income - Columns i - l

| Complete only for assets showing gain in column (h) and owned by the foundation on 12/31/69 | | | (l) Gains (Col (h) gain minus col (k), but not less than -0-) or Losses (from col (h)) |
|---|-----------------------------------|--|--|
| (i) F M V as of 12/31/69 | (j) Adjusted basis as of 12/31/69 | (k) Excess of col (i) over col (j), if any | |
| | | | 5,117 |
| | | | -3 |
| | | | -102 |
| | | | 9,796 |
| | | | 1,451 |
| | | | 13,518 |
| | | | 118 |
| | | | 867 |
| | | | 439 |
| | | | 6,691 |
| | | | 179 |
| | | | 496 |
| | | | 186 |
| | | | 4,794 |
| | | | |
| | | | 223 |
| | | | -12 |
| | | | 17,028 |
| | | | 4,868 |
| | | | |
| | | | 4,885 |
| | | | 130 |
| | | | -76 |
| | | | 201 |
| | | | -3,165 |
| | | | 140 |
| | | | 5 |
| | | | 760 |
| | | | 562 |
| | | | -277 |

Form 990PF Part IV - Capital Gains and Losses for Tax on Investment Income - Columns i - l

| Complete only for assets showing gain in column (h) and owned by the foundation on 12/31/69 | | | (l) Gains (Col (h) gain minus col (k), but not less than -0-) or Losses (from col (h)) |
|---|-----------------------------------|--|--|
| (i) FMV as of 12/31/69 | (j) Adjusted basis as of 12/31/69 | (k) Excess of col (i) over col (j), if any | |
| | | | 2,289 |
| | | | -11 |
| | | | 8,241 |
| | | | |
| | | | 3,054 |
| | | | 4,471 |
| | | | 74 |
| | | | 170 |
| | | | 1,179 |
| | | | -8,136 |
| | | | 296 |
| | | | 55 |
| | | | 250 |
| | | | 389 |


Form 990PF Part XV Line 3 - Grants and Contributions Paid During the Year or Approved for Future Payment

| Recipient | If recipient is an individual, show any relationship to any foundation manager or substantial contributor | Foundation status of recipient | Purpose of grant or contribution | Amount |
|---|---|--------------------------------|----------------------------------|--------|
| Name and address (home or business) | | | | |
| a <i>Paid during the year</i> | | | | |
| ACACIA THEATRE COMPANY 3195 SOUTH SUPERIOR STREE MILWAUKEE, WI 53207 | | PUBLIC | GENERAL | 2,500 |
| ALDO LEOPOLD NATURE CENTER 330 FEMRITE DRIVE MONONA, WI 53716 | | PUBLIC | GENERAL | 5,000 |
| BROOKFIELD CENTRAL LANCERS BOOSTER 16900 GEBHARDT ROAD BROOKFIELD, WI 53005 | | PUBLIC | GENERAL | 1,500 |
| CENTER FOR DEAF-BLIND PERSONS 3195 SOUTH SUPERIOR STREE MILWAUKEE, WI 53207 | | PUBLIC | GENERAL | 10,000 |
| COA YOUTH & FAMILY CENTERS 909 EAST NORTH AVENUE MILWAUKEE, WI 53212 | | PUBLIC | GENERAL | 2,500 |
| COPS & KIDS FOUNDATION INC PO BOX 146 SUSSEX, WI 53089 | | PUBLIC | GENERAL | 5,000 |
| DISCOVERY WORLD 500 N HARBOR DRIVE MILWAUKEE, WI 53202 | | PUBLIC | GENERAL | 5,000 |
| EISENHOWER CENTER 4425 WEST WOOLWORTH AVENU MILWAUKEE, WI 53218 | | PUBLIC | GENERAL | 10,000 |
| FEEDING AMERICA EASTERN WISCONSIN 1700 W FOND DU LAC AVENU MILWAUKEE, WI 53205 | | PUBLIC | GENERAL | 10,000 |
| FOSTER CARE YOUTH INDEPENDENCE CENT 2433 N HOLTON STREET MILWAUKEE, WI 53212 | | PUBLIC | GENERAL | 15,000 |
| FRIENDS OF BOERNER BOTANICAL GARDEN 9400 BOERNER DRIVE SUITE HALES CORNERS, WI 53130 | | PUBLIC | GENERAL | 10,000 |
| HARTFORD UNION HIGH SCHOOL 805 CEDAR STREET HARTFORD, WI 53027 | | PUBLIC | GENERAL | 3,000 |
| HUNGER TASK FORCE INC 201 SOUTH HAWLEY COURT MILWAUKEE, WI 53214 | | PUBLIC | GENERAL | 25,000 |
| LITTLE TRAVERSE CONSERVANCY 3264 POWELL ROAD HARBOR SPRINGS, MI 49740 | | PUBLIC | GENERAL | 10,000 |
| MAPLE DALE -- INDIAN HILL SCHOOL DI 8377 N PORT WASHINGTON RO FOX POINT, WI 53217 | | PUBLIC | GENERAL | 500 |

Form 990PF Part XV Line 3 - Grants and Contributions Paid During the Year or Approved for Future Payment

| Recipient | If recipient is an individual, show any relationship to any foundation manager or substantial contributor | Foundation status of recipient | Purpose of grant or contribution | Amount |
|---|---|--------------------------------|----------------------------------|--------|
| Name and address (home or business) | | | | |
| a <i>Paid during the year</i> | | | | |
| MARQUETTE UNIVERSITY PO BOX 1881 MILWAUKEE, WI 53201 | | PUBLIC | GENERAL | 24,000 |
| MILWAUKEE ART MUSEUM 700 NORTH ART MUSEUM DRIV MILWAUKEE, WI 53202 | | PUBLIC | GENERAL | 5,000 |
| MILWAUKEE HABITAT FOR HUMANITY 3726 NORTH BOOTH STREET MILWAUKEE, WI 53212 | | PUBLIC | GENERAL | 5,000 |
| MILWAUKEE HOMELESS VETERANS INITIAT PO BOX 80699 MILWAUKEE, WI 53208 | | PUBLIC | GENERAL | 5,000 |
| MILWAUKEE SYMPHONY ORCHESTRA 1101 N MARKET STREET SUI MILWAUKEE, WI 53202 | | PUBLIC | GENERAL | 25,000 |
| PLANNED PARENTHOOD OF WISCONSIN IN 302 NORTH JACKSON STREET MILWAUKEE, WI 53202 | | PUBLIC | GENERAL | 90,000 |
| RISEN SAVIOR LUTHERAN CHURCH 9550 WEST BROWN DEER ROAD MILWAUKEE, WI 53224 | | PUBLIC | GENERAL | 10,000 |
| ROYAL FAMILY KIDS INC 4970 S SWIFT AVENUE CUDAHY, WI 53110 | | PUBLIC | GENERAL | 15,000 |
| SHERMAN PARK COMMUNITY MINISTRIES 3302 N SHERMAN BLVD MILWAUKEE, WI 53216 | | PUBLIC | GENERAL | 3,500 |
| SKYLIGHT MUSIC THEATRE 158 NORTH BROADWAY STREET MILWAUKEE, WI 53202 | | PUBLIC | GENERAL | 5,000 |
| ST JOHN VIANNEY SCHOOL 17500 W GEBHARDT ROAD BROOKFIELD, WI 53045 | | PUBLIC | GENERAL | 1,000 |
| ST NORBERT COLLEGE FOOTBALL 100 GRANT STREET DE PERE, WI 54115 | | PUBLIC | GENERAL | 300 |
| THE FRIENDSHIP CIRCLE 8825 N LAKE DRIVE BAYSIDE, WI 53217 | | PUBLIC | GENERAL | 10,000 |
| THE SALVATION ARMY PO BOX 26019 WAUWATOSA, WI 53226 | | PUBLIC | GENERAL | 10,000 |
| TIP OF THE MITT WATERSHED COUNCIL 426 BAY STREET PETOSKEY, MI 49770 | | PUBLIC | GENERAL | 10,000 |

Form 990PF Part XV Line 3 - Grants and Contributions Paid During the Year or Approved for Future Payment

| Recipient | If recipient is an individual, show any relationship to any foundation manager or substantial contributor | Foundation status of recipient | Purpose of grant or contribution | Amount |
|--|---|--------------------------------|----------------------------------|---------|
| Name and address (home or business) | | | | |
| a <i>Paid during the year</i> | | | | |
| UWM RESEARCH FOUNDATION 1440 EAST NORTH AVENUE MILWAUKEE, WI 53202 | | PUBLIC | GENERAL | 50,000 |
| VARIETY - THE CHILDREN'S CHARITY PO BOX 1997 SUITE C120 MILWAUKEE, WI 53201 | | PUBLIC | GENERAL | 5,000 |
| WISCRAFT INC 5316 W STATE STREET MILWAUKEE, WI 53208 | | PUBLIC | GENERAL | 7,500 |
| WUWM - MILWAUKEE PUBLIC RADIO 111 EAST WISCONSIN AVE MILWAUKEE, WI 53202 | | PUBLIC | GENERAL | 10,000 |
| Total  3a | | | | 406,300 |

TY 2012 Compensation Explanation**Name:** SCHOENLEBER FOUNDATION INC**EIN:** 39-1049364

| Person Name | Explanation |
|-----------------|-------------|
| PETER C HAENSEL | |
| FRANK W BASTIAN | |
| MICHAEL ORGEMAN | |

**TY 2012 Investments Corporate
Stock Schedule****Name:** SCHOENLEBER FOUNDATION INC**EIN:** 39-1049364

| Name of Stock | End of Year Book Value | End of Year Fair Market Value |
|-----------------|---------------------------|----------------------------------|
| INVESTED ASSETS | 6,694,187 | 7,489,312 |

TY 2012 Legal Fees Schedule

Name: SCHOENLEBER FOUNDATION INC

EIN: 39-1049364

| Category | Amount | Net Investment Income | Adjusted Net Income | Disbursements for Charitable Purposes |
|---------------|--------|--------------------------|------------------------|---|
| ATTORNEY FEES | 34,494 | | | |

TY 2012 Other Expenses Schedule

Name: SCHOENLEBER FOUNDATION INC

EIN: 39-1049364

| Description | Revenue and Expenses per Books | Net Investment Income | Adjusted Net Income | Disbursements for Charitable Purposes |
|----------------|-----------------------------------|--------------------------|---------------------|--|
| EXPENSES | | | | |
| CHECK PRINTING | 218 | | | |

TY 2012 Other Income Schedule

Name: SCHOENLEBER FOUNDATION INC

EIN: 39-1049364

| Description | Revenue And Expenses Per Books | Net Investment Income | Adjusted Net Income |
|-------------------------------|-----------------------------------|--------------------------|---------------------|
| SECURITIES LITIGATION PROCEED | 2,074 | 2,074 | |

TY 2012 Other Professional Fees Schedule**Name:** SCHOENLEBER FOUNDATION INC**EIN:** 39-1049364

| Category | Amount | Net Investment Income | Adjusted Net Income | Disbursements for Charitable Purposes |
|---------------------|--------|--------------------------|------------------------|---|
| INVESTMENT MANAGERS | 76,590 | 76,590 | | |
| PROCESSING FEES | 72 | 72 | | |

TY 2012 Taxes Schedule

Name: SCHOENLEBER FOUNDATION INC

EIN: 39-1049364

| Category | Amount | Net Investment Income | Adjusted Net Income | Disbursements for Charitable Purposes |
|--------------------|--------|--------------------------|------------------------|---|
| FOREIGN TAXES PAID | 1,563 | 1,563 | | |