



See a Social Security Number? Say Something!  
Report Privacy Problems to <https://public.resource.org/privacy>  
Or call the IRS Identity Theft Hotline at 1-800-908-4490



Return of Private Foundation  
or Section 4947(a)(1) Nonexempt Charitable Trust  
Treated as a Private Foundation

2012

Department of the Treasury  
Internal Revenue Service

Note. The foundation may be able to use a copy of this return to satisfy state reporting requirements

For calendar year 2012, or tax year beginning , 2012, and ending

Name of foundation The Skillman Foundation		A Employer identification number 38-1675780
Number and street (or P.O. box number if mail is not delivered to street address) 100 Talon Centre Dr.		B Telephone number (see the instructions) (313) 393-1185
City or town Detroit	State ZIP code MI 48207	C If exemption application is pending, check here <input type="checkbox"/>
G Check all that apply: <input type="checkbox"/> Initial return <input type="checkbox"/> Initial Return of a former public charity <input type="checkbox"/> Final return <input type="checkbox"/> Amended return <input type="checkbox"/> Address change <input type="checkbox"/> Name change		D 1 Foreign organizations, check here <input type="checkbox"/> 2 Foreign organizations meeting the 85% test, check here and attach computation <input type="checkbox"/>
H Check type of organization: <input checked="" type="checkbox"/> Section 501(c)(3) exempt private foundation <input type="checkbox"/> Section 4947(a)(1) nonexempt charitable trust <input type="checkbox"/> Other taxable private foundation		E If private foundation status was terminated under section 507(b)(1)(A), check here <input type="checkbox"/>
I Fair market value of all assets at end of year (from Part II, column (c), line 16) \$ 438,399,476.	J Accounting method: <input type="checkbox"/> Cash <input checked="" type="checkbox"/> Accrual <input type="checkbox"/> Other (specify) _____ (Part I, column (d) must be on cash basis.)	F If the foundation is in a 60-month termination under section 507(b)(1)(B), check here <input type="checkbox"/>

Part I Analysis of Revenue and Expenses (The total of amounts in columns (b), (c), and (d) may not necessarily equal the amounts in column (a) (see instructions))	(a) Revenue and expenses per books	(b) Net investment income	(c) Adjusted net income	(d) Disbursements for charitable purposes (cash basis only)
1 Contributions, gifts, grants, etc., received (att sch)	300,000.			
2 Ck <input type="checkbox"/> if the foundn is not req to att Sch B				
3 Interest on savings and temporary cash investments	217.	217.		
4 Dividends and interest from securities	3,018,437.	3,018,437.		
5a Gross rents				
b Net rental income or (loss)				
6a Net gain/(loss) from sale of assets not on line 10	9,610,269.	1-6a Stmt		
b Gross sales price for all assets on line 6a	171,600,224.			
7 Capital gain net income (from Part IV, line 2)		22,219,720.		
8 Net short-term capital gain				
9 Income modifications				
10a Gross sales less returns and allowances				
b Less Cost of goods sold				
11 Other income (attach schedule)				
STMT 1	0.	1,708,164.		
12 Total. Add lines 1 through 11	12,928,923.	26,946,538.		
13 Compensation of officers, directors, trustees, etc	1,471,905.	578,912.		870,117.
14 Other employee salaries and wages	1,845,109.	251,498.		1,554,331.
15 Pension plans, employee benefits	1,024,443.	258,918.		743,511.
16a Legal fees (attach schedule)	33,356.	12,753.		20,553.
b Accounting fees (attach sch)	97,713.	24,926.		71,703.
c Other prof fees (attach sch)	1,464,459.	1,033,917.		411,368.
17 Interest				
18 Taxes (attach schedule) (see instrs)	1,016,605.	0.		0.
19 Depreciation (attach sch) and depletion				
20 Occupancy	412,125.	74,554.		337,361.
21 Travel, conferences, and meetings	258,772.	57,205.		201,014.
22 Printing and publications	8,883.	3,694.		5,184.
23 Other expenses (attach schedule)	211,573.	47,200.		154,569.
STMT 4				
24 Total operating and administrative expenses. Add lines 13 through 23	7,844,943.	2,343,577.		4,369,711.
25 Contributions, gifts, grants paid	14,132,092.			16,913,581.
26 Total expenses and disbursements. Add lines 24 and 25	21,977,035.	2,343,577.		21,283,292.
27 Subtract line 26 from line 12:				
a Excess of revenue over expenses and disbursements	-9,048,112.			
b Net investment income (if negative, enter -0-)		24,602,961.		
c Adjusted net income (if negative, enter -0-)				

ENVELOPE POSTMARK DATE NOV 15 2013

SCANNED NOV 25 2013

Part III Balance Sheets		Attached schedules and amounts in the description column should be for end-of-year amounts only (See instructions.)		Beginning of year	End of year	
		(a) Book Value	(b) Book Value	(c) Fair Market Value		
ASSETS	1	Cash — non-interest-bearing		11,895,406.	4,251,378.	4,251,378.
	2	Savings and temporary cash investments		1,517,789.	4,738,418.	4,738,418.
	3	Accounts receivable	1,191,904.			
		Less: allowance for doubtful accounts	0.	816,248.	1,191,904.	1,191,904.
	4	Pledges receivable				
		Less: allowance for doubtful accounts				
	5	Grants receivable				
	6	Receivables due from officers, directors, trustees, and other disqualified persons (attach schedule) (see instructions)				
	7	Other notes and loans receivable (attach sch)				
		Less: allowance for doubtful accounts				
	8	Inventories for sale or use				
	9	Prepaid expenses and deferred charges		12,332.	1,886.	1,886.
	10a	Investments — U S and state government obligations (attach schedule)	STMT 5	9,434,365.	7,933,531.	7,898,223.
	b	Investments — corporate stock (attach schedule)	STMT 5	86,589,654.	86,127,012.	99,329,873.
	c	Investments — corporate bonds (attach schedule)	STMT 5	40,443,112.	26,877,641.	27,445,045.
	11	Investments — land, buildings, and equipment: basis				
	Less: accumulated depreciation (attach schedule)					
12	Investments — mortgage loans					
13	Investments — other (attach schedule)	STMT 6	242,606,638.	251,582,693.	293,542,749.	
14	Land, buildings, and equipment: basis					
	Less: accumulated depreciation (attach schedule)					
15	Other assets (describe ▶ L-15 Stmt )		196,938.	0.	0.	
16	Total assets (to be completed by all filers — see the instructions. Also, see page 1, item I).		393,512,482.	382,704,463.	438,399,476.	
LIABILITIES	17	Accounts payable and accrued expenses		958,631.	1,148,763.	
	18	Grants payable		5,225,000.	2,530,000.	
	19	Deferred revenue				
	20	Loans from officers, directors, trustees, & other disqualified persons				
	21	Mortgages and other notes payable (attach schedule)				
	22	Other liabilities (describe ▶ L-22 Stmt )		643,999.	1,388,960.	
	23	Total liabilities (add lines 17 through 22)		6,827,630.	5,067,723.	
FUNDS	Foundations that follow SFAS 117, check here and complete lines 24 through 26 and lines 30 and 31. ▶ X					
	24	Unrestricted		386,684,852.	377,636,740.	
	25	Temporarily restricted				
	26	Permanently restricted				
	Foundations that do not follow SFAS 117, check here and complete lines 27 through 31. ▶					
	27	Capital stock, trust principal, or current funds				
	28	Paid-in or capital surplus, or land, building, and equipment fund				
	29	Retained earnings, accumulated income, endowment, or other funds				
	30	Total net assets or fund balances (see instructions)		386,684,852.	377,636,740.	
	31	Total liabilities and net assets/fund balances (see instructions)		393,512,482.	382,704,463.	

## Part III Analysis of Changes in Net Assets or Fund Balances

1	Total net assets or fund balances at beginning of year — Part II, column (a), line 30 (must agree with end-of-year figure reported on prior year's return)	1	386,684,852.
2	Enter amount from Part I, line 27a	2	-9,048,112.
3	Other increases not included in line 2 (itemize) ▶	3	
4	Add lines 1, 2, and 3	4	377,636,740.
5	Decreases not included in line 2 (itemize) ▶	5	
6	Total net assets or fund balances at end of year (line 4 minus line 5) — Part II, column (b), line 30	6	377,636,740.

**Part IV Capital Gains and Losses for Tax on Investment Income**

(a) List and describe the kind(s) of property sold (e.g., real estate, 2-story brick warehouse, or common stock, 200 shares MLC Company)				(b) How acquired P — Purchase D — Donation	(c) Date acquired (month, day, year)	(d) Date sold (month, day, year)
<b>1 a SEE ATTACHED STATEMENT 7</b>				P	Various	Various
b						
c						
d						
e						

(e) Gross sales price	(f) Depreciation allowed (or allowable)	(g) Cost or other basis plus expense of sale	(h) Gain or (loss) (e) plus (f) minus (g)
a 171,600,224.		149,380,504.	22,219,720.
b			
c			
d			
e			

Complete only for assets showing gain in column (h) and owned by the foundation on 12/31/69			(l) Gains (Column (h) gain minus column (k), but not less than -0-) or Losses (from column (h))
(i) Fair Market Value as of 12/31/69	(j) Adjusted basis as of 12/31/69	(k) Excess of column (i) over column (j), if any	
a 0.	0.	0.	22,219,720.
b			
c			
d			
e			

<b>2</b> Capital gain net income or (net capital loss).	<div style="border: 1px solid black; padding: 2px;">           If gain, also enter in Part I, line 7            If (loss), enter -0- in Part I, line 7         </div>	<b>2</b>	22,219,720.
<b>3</b> Net short-term capital gain or (loss) as defined in sections 1222(5) and (6): If gain, also enter in Part I, line 8, column (c) (see instructions). If (loss), enter -0- in Part I, line 8		<b>3</b>	22,219,720.

**Part V Qualification Under Section 4940(e) for Reduced Tax on Net Investment Income**

(For optional use by domestic private foundations subject to the section 4940(a) tax on net investment income.)

If section 4940(d)(2) applies, leave this part blank

Was the foundation liable for the section 4942 tax on the distributable amount of any year in the base period? .. ☐ Yes ☒ No

If 'Yes,' the foundation does not qualify under section 4940(e). Do not complete this part.

1 Enter the appropriate amount in each column for each year; see the instructions before making any entries.			
(a) Base period years Calendar year (or tax year beginning in)	(b) Adjusted qualifying distributions	(c) Net value of noncharitable-use assets	(d) Distribution ratio (column (b) divided by column (c))
2011	21,864,857.	437,484,437.	0.049979
2010	30,553,766.	426,448,032.	0.071647
2009	23,014,779.	422,073,463.	0.054528
2008	27,855,133.	517,973,447.	0.053777
2007	29,413,213.	572,943,024.	0.051337

<b>2</b> Total of line 1, column (d)	<b>2</b>	0.281268
<b>3</b> Average distribution ratio for the 5-year base period — divide the total on line 2 by 5, or by the number of years the foundation has been in existence if less than 5 years	<b>3</b>	0.056254
<b>4</b> Enter the net value of noncharitable-use assets for 2012 from Part X, line 5	<b>4</b>	429,848,118.
<b>5</b> Multiply line 4 by line 3	<b>5</b>	24,180,676.
<b>6</b> Enter 1% of net investment income (1% of Part I, line 27b)	<b>6</b>	246,030.
<b>7</b> Add lines 5 and 6	<b>7</b>	24,426,706.
<b>8</b> Enter qualifying distributions from Part XII, line 4	<b>8</b>	21,283,292.

If line 8 is equal to or greater than line 7, check the box in Part VI, line 1b, and complete that part using a 1% tax rate. See the Part VI instructions

**Part VI Excise Tax Based on Investment Income (Section 4940(a), 4940(b), 4940(e), or 4948 — see instructions)****1 a** Exempt operating foundations described in section 4940(d)(2), check here ☐ and enter 'N/A' on line 1.

Date of ruling or determination letter: \_\_\_\_\_ (attach copy of letter if necessary — see instrs)

**b** Domestic foundations that meet the section 4940(e) requirements in Part V, check here ☐ and enter 1% of Part I, line 27b . . . . .**c** All other domestic foundations enter 2% of line 27b. Exempt foreign organizations enter 4% of Part I, line 12, column (b) . . . . .**2** Tax under section 511 (domestic section 4947(a)(1) trusts and taxable foundations only. Others enter -0-)**3** Add lines 1 and 2 . . . . .**4** Subtitle A (income) tax (domestic section 4947(a)(1) trusts and taxable foundations only. Others enter -0-)**5 Tax based on investment income.** Subtract line 4 from line 3. If zero or less, enter -0- . . . . .**6 Credits/Payments:****a** 2012 estimated tax pmts and 2011 overpayment credited to 2012 . . . . .**b** Exempt foreign organizations — tax withheld at source . . . . .**c** Tax paid with application for extension of time to file (Form 8868) . . . . .**d** Backup withholding erroneously withheld . . . . .**7** Total credits and payments Add lines 6a through 6d . . . . .**8** Enter any **penalty** for underpayment of estimated tax. Check here ☒ if Form 2220 is attached . . . . .**9** Tax due. If the total of lines 5 and 8 is more than line 7, enter amount owed . . . . .**10** Overpayment. If line 7 is more than the total of lines 5 and 8, enter the amount overpaid . . . . .**11** Enter the amount of line 10 to be: **Credited to 2013 estimated tax** . . . . .161,433. **Refunded** . . . . .**Part VII Statements Regarding Activities****1 a** During the tax year, did the foundation attempt to influence any national, state, or local legislation or did it participate or intervene in any political campaign? . . . . .**b** Did it spend more than \$100 during the year (either directly or indirectly) for political purposes (see the instructions for definition)? . . . . .*If the answer is 'Yes' to 1a or 1b, attach a detailed description of the activities and copies of any materials published or distributed by the foundation in connection with the activities.***c** Did the foundation file **Form 1120-POL** for this year? . . . . .**d** Enter the amount (if any) of tax on political expenditures (section 4955) imposed during the year**(1)** On the foundation . . . \$ **(2)** On foundation managers . . . \$**e** Enter the reimbursement (if any) paid by the foundation during the year for political expenditure tax imposed on foundation managers . . . \$**2** Has the foundation engaged in any activities that have not previously been reported to the IRS?*If 'Yes,' attach a detailed description of the activities***3** Has the foundation made any changes, not previously reported to the IRS, in its governing instrument, articles of incorporation, or bylaws, or other similar instruments? *If 'Yes,' attach a conformed copy of the changes***4 a** Did the foundation have unrelated business gross income of \$1,000 or more during the year?**b** If 'Yes,' has it filed a tax return on **Form 990-T** for this year?**5** Was there a liquidation, termination, dissolution, or substantial contraction during the year?*If 'Yes,' attach the statement required by General Instruction T***6** Are the requirements of section 508(e) (relating to sections 4941 through 4945) satisfied either.

• By language in the governing instrument, or

• By state legislation that effectively amends the governing instrument so that no mandatory directions that conflict with the state law remain in the governing instrument?

**7** Did the foundation have at least \$5,000 in assets at any time during the year? *If 'Yes,' complete Part II, column (c), and Part XV***8 a** Enter the states to which the foundation reports or with which it is registered (see instructions) . . . . .

See States Registered In

**b** If the answer is 'Yes' to line 7, has the foundation furnished a copy of Form 990-PF to the Attorney General (or designate) of each state as required by General Instruction G? *If 'No,' attach explanation***9** Is the foundation claiming status as a private operating foundation within the meaning of section 4942(j)(3) or 4942(j)(5) for calendar year 2012 or the taxable year beginning in 2012 (see instructions for Part XIV)? *If 'Yes,' complete Part XIV***10** Did any persons become substantial contributors during the tax year? *If 'Yes,' attach a schedule listing their names and addresses*

BAA

Form 990-PF (2012)

**Part VII-A Statements Regarding Activities (continued)**

11	At any time during the year, did the foundation, directly or indirectly, own a controlled entity within the meaning of section 512(b)(13)? If 'Yes,' attach schedule (see instructions)	11		X
12	Did the foundation make a distribution to a donor advised fund over which the foundation or a disqualified person had advisory privileges? If 'Yes,' attach statement (see instructions)	12	X	
13	Did the foundation comply with the public inspection requirements for its annual returns and exemption application? Website address: <u>http://www.skillman.org</u>	13	X	
14	The books are in care of <u>Danielle Olekszyk</u> Telephone no. <u>(313) 393-1185</u> Located at <u>100 Talon Centre Dr., Ste. 100 Detroit MI</u> ZIP + 4 <u>48207</u>			
15	Section 4947(a)(1) nonexempt charitable trusts filing Form 990-PF in lieu of Form 1041 - Check here and enter the amount of tax-exempt interest received or accrued during the year	15		
16	At any time during calendar year 2012, did the foundation have an interest in or a signature or other authority over a bank, securities, or other financial account in a foreign country? See the instructions for exceptions and filing requirements for Form TD F 90-22.1. If 'Yes,' enter the name of the foreign country	16		X

**Part VII-B Statements Regarding Activities for Which Form 4720 May Be Required**

File Form 4720 if any item is checked in the 'Yes' column, unless an exception applies.

	Yes	No
1 a During the year did the foundation (either directly or indirectly):		
(1) Engage in the sale or exchange, or leasing of property with a disqualified person?	<input type="checkbox"/> Yes <input checked="" type="checkbox"/> No	
(2) Borrow money from, lend money to, or otherwise extend credit to (or accept it from) a disqualified person?	<input type="checkbox"/> Yes <input checked="" type="checkbox"/> No	
(3) Furnish goods, services, or facilities to (or accept them from) a disqualified person?	<input type="checkbox"/> Yes <input checked="" type="checkbox"/> No	
(4) Pay compensation to, or pay or reimburse the expenses of, a disqualified person?	<input checked="" type="checkbox"/> Yes <input type="checkbox"/> No	
(5) Transfer any income or assets to a disqualified person (or make any of either available for the benefit or use of a disqualified person)?	<input type="checkbox"/> Yes <input checked="" type="checkbox"/> No	
(6) Agree to pay money or property to a government official? (Exception. Check 'No' if the foundation agreed to make a grant to or to employ the official for a period after termination of government service, if terminating within 90 days.)	<input type="checkbox"/> Yes <input checked="" type="checkbox"/> No	
b If any answer is 'Yes' to 1a(1)-(6), did any of the acts fail to qualify under the exceptions described in Regulations section 53.4941(d)-3 or in a current notice regarding disaster assistance (see instructions)? Organizations relying on a current notice regarding disaster assistance check here	1 b	X
c Did the foundation engage in a prior year in any of the acts described in 1a, other than excepted acts, that were not corrected before the first day of the tax year beginning in 2012?	1 c	X
2 Taxes on failure to distribute income (section 4942) (does not apply for years the foundation was a private operating foundation defined in section 4942(j)(3) or 4942(j)(5)).		
a At the end of tax year 2012, did the foundation have any undistributed income (lines 6d and 6e, Part XIII) for tax year(s) beginning before 2012? If 'Yes,' list the years 20 __, 20 __, 20 __, 20 __	<input type="checkbox"/> Yes <input checked="" type="checkbox"/> No	
b Are there any years listed in 2a for which the foundation is not applying the provisions of section 4942(a)(2) (relating to incorrect valuation of assets) to the year's undistributed income? (If applying section 4942(a)(2) to all years listed, answer 'No' and attach statement - see instructions)	2 b	X
c If the provisions of section 4942(a)(2) are being applied to any of the years listed in 2a, list the years here. 20 __, 20 __, 20 __, 20 __		
3 a Did the foundation hold more than a 2% direct or indirect interest in any business enterprise at any time during the year?	<input checked="" type="checkbox"/> Yes <input type="checkbox"/> No	
b If 'Yes,' did it have excess business holdings in 2012 as a result of (1) any purchase by the foundation or disqualified persons after May 26, 1969, (2) the lapse of the 5-year period (or longer period approved by the Commissioner under section 4943(c)(7)) to dispose of holdings acquired by gift or bequest, or (3) the lapse of the 10-, 15-, or 20-year first phase holding period? (Use Schedule C, Form 4720, to determine if the foundation had excess business holdings in 2012.)	3 b	X
4 a Did the foundation invest during the year any amount in a manner that would jeopardize its charitable purposes?	4 a	X
b Did the foundation make any investment in a prior year (but after December 31, 1969) that could jeopardize its charitable purpose that had not been removed from jeopardy before the first day of the tax year beginning in 2012?	4 b	X

BAA

Form 990-PF (2012)

**Part VII-B Statements Regarding Activities for Which Form 4720 May Be Required** (continued)**5a** During the year did the foundation pay or incur any amount to:

(1) Carry on propaganda, or otherwise attempt to influence legislation (section 4945(e))?

☐ Yes ☒ No

(2) Influence the outcome of any specific public election (see section 4955), or to carry on, directly or indirectly, any voter registration drive?

☐ Yes ☒ No

(3) Provide a grant to an individual for travel, study, or other similar purposes?

☒ Yes ☐ No

(4) Provide a grant to an organization other than a charitable, etc., organization described in section 509(a)(1), (2), or (3), or section 4940(d)(2)? (see instructions)

☐ Yes ☒ No

(5) Provide for any purpose other than religious, charitable, scientific, literary, or educational purposes, or for the prevention of cruelty to children or animals?

☐ Yes ☒ No**b** If any answer is 'Yes' to 5a(1)-(5), did **any** of the transactions fail to qualify under the exceptions described in Regulations section 53.4945 or in a current notice regarding disaster assistance (see instructions)?

5 b

X

Organizations relying on a current notice regarding disaster assistance check here

☐**c** If the answer is 'Yes' to question 5a(4), does the foundation claim exemption from the tax because it maintained expenditure responsibility for the grant?☐ Yes ☒ No

If 'Yes,' attach the statement required by Regulations section 53.4945-5(d).

**6a** Did the foundation, during the year, receive any funds, directly or indirectly, to pay premiums on a personal benefit contract?☐ Yes ☒ No**b** Did the foundation, during the year, pay premiums, directly or indirectly, on a personal benefit contract?

6 b

X

If 'Yes' to 6b, file Form 8870

**7a** At any time during the tax year, was the foundation a party to a prohibited tax shelter transaction?☐ Yes ☒ No**b** If 'Yes,' did the foundation receive any proceeds or have any net income attributable to the transaction?

7 b

**Part VIII Information About Officers, Directors, Trustees, Foundation Managers, Highly Paid Employees, and Contractors****1 List all officers, directors, trustees, foundation managers and their compensation (see instructions).**

(a) Name and address	(b) Title, and average hours per week devoted to position	(c) Compensation (If not paid, enter -0-)	(d) Contributions to employee benefit plans and deferred compensation	(e) Expense account, other allowances
See attached schedule Statement 8 for (a) and (b)	See attached 40.00	1,471,905.	247,563.	0.

**2 Compensation of five highest-paid employees (other than those included on line 1 — see instructions). If none, enter 'NONE.'**

(a) Name and address of each employee paid more than \$50,000	(b) Title, and average hours per week devoted to position	(c) Compensation	(d) Contributions to employee benefit plans and deferred compensation	(e) Expense account, other allowances
See attached schedule Statement 8 for (a) and (b)	See attached 40.00	705,700.	190,097.	0.

Total number of other employees paid over \$50,000 ...

14

**Part VIII** Information About Officers, Directors, Trustees, Foundation Managers, Highly Paid Employees, and Contractors (continued)**3** Five highest-paid independent contractors for professional services (see instructions). If none, enter 'NONE.'

(a) Name and address of each person paid more than \$50,000	(b) Type of service	(c) Compensation
See attached schedule Statement 8	See attached schedule Statement 8	824,438.
Total number of others receiving over \$50,000 for professional services		2

**Part IX-A** Summary of Direct Charitable Activities

List the foundation's four largest direct charitable activities during the tax year. Include relevant statistical information such as the number of organizations and other beneficiaries served, conferences convened, research papers produced, etc.

	Expenses
1 N/A	0.
2	
3	
4	

**Part IX-B** Summary of Program-Related Investments (see instructions)

Describe the two largest program-related investments made by the foundation during the tax year on lines 1 and 2.	Amount
1 N/A	0.
2	
All other program-related investments. See instructions	
3 N/A	0.
Total. Add lines 1 through 3	None

BAA

Form 990-PF (2012)



**Part X** Minimum Investment Return (All domestic foundations must complete this part. Foreign foundations, see instructions.)

<b>1</b> Fair market value of assets not used (or held for use) directly in carrying out charitable, etc., purposes:		
<b>a</b> Average monthly fair market value of securities	<b>1 a</b>	246,411,997.
<b>b</b> Average of monthly cash balances	<b>1 b</b>	9,408,765.
<b>c</b> Fair market value of all other assets (see instructions)	<b>1 c</b>	180,573,266.
<b>d Total</b> (add lines 1a, b, and c)	<b>1 d</b>	436,394,028.
<b>e</b> Reduction claimed for blockage or other factors reported on lines 1a and 1c (attach detailed explanation)	<b>1 e</b>	
<b>2</b> Acquisition indebtedness applicable to line 1 assets	<b>2</b>	
<b>3</b> Subtract line 2 from line 1d	<b>3</b>	436,394,028.
<b>4</b> Cash deemed held for charitable activities. Enter 1-1/2% of line 3 (for greater amount, see instructions)	<b>4</b>	6,545,910.
<b>5 Net value of noncharitable-use assets.</b> Subtract line 4 from line 3. Enter here and on Part V, line 4	<b>5</b>	429,848,118.
<b>6 Minimum investment return.</b> Enter 5% of line 5	<b>6</b>	21,492,406.

**Part XI** Distributable Amount (see instructions) (Section 4942(j)(3) and (j)(5) private operating foundations and certain foreign organizations check here ☐ and do not complete this part.)

<b>1</b> Minimum investment return from Part X, line 6	<b>1</b>	21,492,406.
<b>2 a</b> Tax on investment income for 2012 from Part VI, line 5	<b>2 a</b>	492,059.
<b>b</b> Income tax for 2012. (This does not include the tax from Part VI)	<b>2 b</b>	
<b>c</b> Add lines 2a and 2b	<b>2 c</b>	492,059.
<b>3</b> Distributable amount before adjustments Subtract line 2c from line 1	<b>3</b>	21,000,347.
<b>4</b> Recoveries of amounts treated as qualifying distributions	<b>4</b>	86,489.
<b>5</b> Add lines 3 and 4	<b>5</b>	21,086,836.
<b>6</b> Deduction from distributable amount (see instructions)	<b>6</b>	
<b>7 Distributable amount</b> as adjusted. Subtract line 6 from line 5. Enter here and on Part XIII, line 1	<b>7</b>	21,086,836.

**Part XII** Qualifying Distributions (see instructions)

<b>1</b> Amounts paid (including administrative expenses) to accomplish charitable, etc., purposes:		
<b>a</b> Expenses, contributions, gifts, etc. — total from Part I, column (d), line 26	<b>1 a</b>	21,283,292.
<b>b</b> Program-related investments — total from Part IX-B	<b>1 b</b>	0.
<b>2</b> Amounts paid to acquire assets used (or held for use) directly in carrying out charitable, etc., purposes	<b>2</b>	
<b>3</b> Amounts set aside for specific charitable projects that satisfy the:		
<b>a</b> Suitability test (prior IRS approval required)	<b>3 a</b>	
<b>b</b> Cash distribution test (attach the required schedule)	<b>3 b</b>	
<b>4 Qualifying distributions.</b> Add lines 1a through 3b. Enter here and on Part V, line 8, and Part XIII, line 4	<b>4</b>	21,283,292.
<b>5</b> Foundations that qualify under section 4940(e) for the reduced rate of tax on net investment income. Enter 1% of Part I, line 27b (see instructions)	<b>5</b>	0.
<b>6 Adjusted qualifying distributions.</b> Subtract line 5 from line 4	<b>6</b>	21,283,292.

**Note.** The amount on line 6 will be used in Part V, column (b), in subsequent years when calculating whether the foundation qualifies for the section 4940(e) reduction of tax in those years

**Part XIII** Undistributed Income (see instructions)

	(a) Corpus	(b) Years prior to 2011	(c) 2011	(d) 2012
1 Distributable amount for 2012 from Part XI, line 7 . . . . .				21,086,836.
2 Undistributed income, if any, as of the end of 2012:				
a Enter amount for 2011 only . . . . .			0.	
b Total for prior years 20 __, 20 __, 20 __				
3 Excess distributions carryover, if any, to 2012:				
a From 2007 . . . . .	2,012,453.			
b From 2008 . . . . .	2,069,357.			
c From 2009 . . . . .	1,955,676.			
d From 2010 . . . . .	9,419,177.			
e From 2011 . . . . .	44,987.			
f Total of lines 3a through e . . . . .	15,501,650.			
4 Qualifying distributions for 2012 from Part XII, line 4: ▶ \$ 21,283,292.				
a Applied to 2011, but not more than line 2a				
b Applied to undistributed income of prior years (Election required — see instructions) . . . .				
c Treated as distributions out of corpus (Election required — see instructions) . . . .				
d Applied to 2012 distributable amount . . . .				21,086,836.
e Remaining amount distributed out of corpus	196,456.			
5 Excess distributions carryover applied to 2012 (If an amount appears in column (d), the same amount must be shown in column (a).)				
6 Enter the net total of each column as indicated below:				
a Corpus Add lines 3f, 4c, and 4e Subtract line 5	15,698,106.			
b Prior years' undistributed income Subtract line 4b from line 2b . . . . .		0.		
c Enter the amount of prior years' undistributed income for which a notice of deficiency has been issued, or on which the section 4942(a) tax has been previously assessed				
d Subtract line 6c from line 6b. Taxable amount — see instructions		0.		
e Undistributed income for 2011 Subtract line 4a from line 2a Taxable amount — see instructions			0.	
f Undistributed income for 2012 Subtract lines 4d and 5 from line 1. This amount must be distributed in 2013				0.
7 Amounts treated as distributions out of corpus to satisfy requirements imposed by section 170(b)(1)(F) or 4942(g)(3) (see instructions)				
8 Excess distributions carryover from 2007 not applied on line 5 or line 7 (see instructions)	2,012,453.			
9 Excess distributions carryover to 2013. Subtract lines 7 and 8 from line 6a	13,685,653.			
10 Analysis of line 9:				
a Excess from 2008 . . . . .	2,069,357.			
b Excess from 2009 . . . . .	1,955,676.			
c Excess from 2010 . . . . .	9,419,177.			
d Excess from 2011 . . . . .	44,987.			
e Excess from 2012 . . . . .	196,456.			

**Part XIV** Private Operating Foundations (see instructions and Part VII-A, question 9)

N/A

- 1 a** If the foundation has received a ruling or determination letter that it is a private operating foundation, and the ruling is effective for 2012, enter the date of the ruling \_\_\_\_\_

- b** Check box to indicate whether the foundation is a private operating foundation described in section

☐ 4942(i)(3) or

4942(1)(5)

- 2 a** Enter the lesser of the adjusted net income from Part I or the minimum investment return from Part X for each year listed

**b 85% of line 2a.**

- c** Qualifying distributions from Part XII,  
line 4 for each year listed .

- d**
- Amounts included in line 2c not used directly for active conduct of exempt activities . . . . .

- e** Qualifying distributions made directly for active conduct of exempt activities. Subtract line 2d from line 2c

- 3** Complete 3a, b, or c for the alternative test relied upon

- a 'Assets' alternative test – enter:

- (1) Value of all assets**

- (2) Value of assets qualifying under section 4942(j)(3)(B)(i) . . . .

- b** 'Endowment' alternative test — enter 2/3 of minimum investment return shown in Part X, line 6 for each year listed

- c 'Support' alternative test – enter:

- (1) Total support other than gross investment income (interest, dividends, rents, payments on securities loans (section 512(a)(5)), or royalties)

- (2) Support from general public and 5 or more exempt organizations as provided in section 4942(j)(3)(B)(iii).

- (3) Largest amount of support from an exempt organization**

- (4) Gross investment income**

**Part XV** **Supplementary Information** (Complete this part only if the foundation had \$5,000 or more in assets at any time during the year – see instructions.)

- ### 1 Information Regarding Foundation Managers:

- a List any managers of the foundation who have contributed more than 2% of the total contributions received by the foundation before the close of any tax year (but only if they have contributed more than \$5,000). (See section 507(d)(2) )

None

- b** List any managers of the foundation who own 10% or more of the stock of a corporation (or an equally large portion of the ownership of a partnership or other entity) of which the foundation has a 10% or greater interest.

None

- 2 Information Regarding Contribution, Grant, Gift, Loan, Scholarship, etc, Programs:**

Check here ☐ if the foundation only makes contributions to preselected charitable organizations and does not accept unsolicited requests for funds. If the foundation makes gifts, grants, etc (see instructions) to individuals or organizations under other conditions, complete items 2a, b, c, and d.

- a** The name, address, and telephone number or e-mail of the person to whom applications should be addressed

The Skillman Foundation

100 Talon Centre Drive, Suite 100

Detroit

MI 48207

(313) 393-1185

- b** The form in which applications should be submitted and information and materials they should include:

See attached grant application package

- c Any submission deadlines:

See attached grant application package

- d** Any restrictions or limitations on awards, such as by geographical areas, charitable fields, kinds of institutions, or other factors:

See attached grant application package

**Part XV** Supplementary Information (continued)**3 Grants and Contributions Paid During the Year or Approved for Future Payment**

Recipient Name and address (home or business)	If recipient is an individual, show any relationship to any foundation manager or substantial contributor	Foundation status of recipient	Purpose of grant or contribution	Amount
<b>a Paid during the year</b> See attached schedule Statements 9 through 10d				16,913,581.
<b>Total</b>			<b>3 a</b>	16,913,581.
<b>b Approved for future payment</b> See attached schedule of unpaid grants Statement 11				2,530,000.
<b>Total</b>			<b>3 b</b>	2,530,000.

## **Part XVI-A Analysis of Income-Producing Activities**

Enter gross amounts unless otherwise indicated.

Enter gross amounts unless otherwise indicated.		Unrelated business income		Excluded by section 512, 513, or 514		(e) Related or exempt function income (See instructions.)
		(a) Business code	(b) Amount	(c) Exclu- sion code	(d) Amount	
1	Program service revenue.					
a						
b						
c						
d						
e						
f						
g	Fees and contracts from government agencies					
2	Membership dues and assessments					
3	Interest on savings and temporary cash investments			14	217.	
4	Dividends and interest from securities			14	3,018,437.	
5	Net rental income or (loss) from real estate.					
a	Debt-financed property					
b	Not debt-financed property					
6	Net rental income or (loss) from personal property					
7	Other investment income					
8	Gain or (loss) from sales of assets other than inventory	9000099	589,772.	18	9,020,497.	
9	Net income or (loss) from special events					
10	Gross profit or (loss) from sales of inventory					
11	Other revenue:					
a	Partnership Income	9000099	-471,435.	14	471,435.	
b						
c						
d						
e						
12	Subtotal Add columns (b), (d), and (e)		118,337.		12,510,586.	
13	Total. Add line 12, columns (b), (d), and (e)				13	12,628,923.

(See worksheet in line 13 instructions to verify calculations)

## **Part XVI-B Relationship of Activities to the Accomplishment of Exempt Purposes**

[illegible]



**Schedule B**  
**(Form 990, 990-EZ,**  
**or 990-PF)**

Department of the Treasury  
Internal Revenue Service

**Schedule of Contributors**

► **Attach to Form 990, Form 990-EZ, or Form 990-PF**

OMB No 1545-0047

**2012**

**Name of the organization**

The Skillman Foundation

**Employer identification number**

38-1675780

**Organization type (check one):**

**Filers of:**

Form 990 or 990-EZ

**Section:**

- ☐ 501(c)( \_\_\_\_ ) (enter number) organization  
☐ 4947(a)(1) nonexempt charitable trust **not** treated as a private foundation  
☐ 527 political organization

Form 990-PF

- ☒ 501(c)(3) exempt private foundation  
☐ 4947(a)(1) nonexempt charitable trust treated as a private foundation  
☐ 501(c)(3) taxable private foundation

Check if your organization is covered by the **General Rule** or a **Special Rule**

**Note.** Only a section 501(c)(7), (8), or (10) organization can check boxes for both the General Rule and a Special Rule. See instructions.

**General Rule**

- ☒ For an organization filing Form 990, 990-EZ, or 990-PF that received, during the year, \$5,000 or more (in money or property) from any one contributor. (Complete Parts I and II.)

**Special Rules**

- ☐ For a section 501(c)(3) organization filing Form 990 or 990-EZ that met the 33-1/3% support test of the regulations under sections 509(a)(1) and 170(b)(1)(A)(vi) and received from any one contributor, during the year, a contribution of the greater of (1) \$5,000 or (2) 2% of the amount on (i) Form 990, Part VIII, line 1h or (ii) Form 990-EZ, line 1. Complete Parts I and II.
- ☐ For a section 501(c)(7), (8), or (10) organization filing Form 990 or 990-EZ that received from any one contributor, during the year, total contributions of more than \$1,000 for use *exclusively* for religious, charitable, scientific, literary, or educational purposes, or the prevention of cruelty to children or animals. Complete Parts I, II, and III.
- ☐ For a section 501(c)(7), (8), or (10) organization filing Form 990 or 990-EZ that received from any one contributor, during the year, contributions for use *exclusively* for religious, charitable, etc., purposes, but these contributions did not total to more than \$1,000. If this box is checked, enter here the total contributions that were received during the year for an *exclusively* religious, charitable, etc., purpose. Do not complete any of the parts unless the **General Rule** applies to this organization because it received nonexclusively religious, charitable, etc., contributions of \$5,000 or more during the year. ► \$ \_\_\_\_\_

**Caution:** An organization that is not covered by the General Rule and/or the Special Rules does not file Schedule B (Form 990, 990-EZ, or 990-PF) but it **must** answer 'No' on Part IV, line 2, of its Form 990; or check the box on line H of its Form 990-EZ or on Part I, line 2, of its Form 990-PF, to certify that it does not meet the filing requirements of Schedule B (Form 990, 990-EZ, or 990-PF).

**BAA For Paperwork Reduction Act Notice, see the Instructions for Form 990, 990-EZ,**

**Schedule B (Form 990, 990-EZ, or 990-PF) (2012)**

Name of organization

Employer identification number

The Skillman Foundation

38-1675780

**Part I Contributors** (see instructions). Use duplicate copies of Part I if additional space is needed.

(a) Number	(b) Name, address, and ZIP + 4	(c) Total contributions	(d) Type of contribution
1	DRUCKENMILLER FOUNDATION 100 TALON CENTER DR., STE 100 DETROIT MI 48207	\$ 100,000.	Person <input checked="" type="checkbox"/> Payroll <input type="checkbox"/> Noncash <input type="checkbox"/> (Complete Part II if there is a noncash contribution.)
2	JAMES PALLOTTA 100 TALON CENTER DR., STE 100 DETROIT MI 48207	\$ 100,000.	Person <input checked="" type="checkbox"/> Payroll <input type="checkbox"/> Noncash <input type="checkbox"/> (Complete Part II if there is a noncash contribution.)
3	KENNETH LANGONE 100 TALON CENTER DR., STE 100 DETROIT MI 48207	\$ 100,000.	Person <input checked="" type="checkbox"/> Payroll <input type="checkbox"/> Noncash <input type="checkbox"/> (Complete Part II if there is a noncash contribution.)
		\$	Person <input type="checkbox"/> Payroll <input type="checkbox"/> Noncash <input type="checkbox"/> (Complete Part II if there is a noncash contribution.)
		\$	Person <input type="checkbox"/> Payroll <input type="checkbox"/> Noncash <input type="checkbox"/> (Complete Part II if there is a noncash contribution.)
		\$	Person <input type="checkbox"/> Payroll <input type="checkbox"/> Noncash <input type="checkbox"/> (Complete Part II if there is a noncash contribution.)



**SCHEDULE D  
(Form 1120)**Department of the Treasury  
Internal Revenue Service**Capital Gains and Losses**▶ Attach to Form 1120, 1120-C, 1120-F, 1120-FSC, 1120-H, 1120-IC-DISC, 1120-L, 1120-ND, 1120-PC,  
1120-POL, 1120-REIT, 1120-RIC, 1120-SF, or certain Forms 990-T.▶ Information about Schedule D (Form 1120) and its separate instructions is at [www.irs.gov/form1120](http://www.irs.gov/form1120).

OMB No 1545-0123

**2012**

Name

Employer identification number

**Part I Short-Term Capital Gains and Losses—Assets Held One Year or Less**

	Complete Form 8949 before completing line 1, 2, or 3. This form may be easier to complete if you round off cents to whole dollars.	(d) Proceeds (sales price) from Form(s) 8949, Part I, line 2, column (d)	(e) Cost or other basis from Form(s) 8949, Part I, line 2, column (e)	(g) Adjustments to gain or loss from Form(s) 8949, Part I, line 2, column (g)	(h) Gain or (loss). Subtract column (e) from column (d) and combine the result with column (g)
1	Short-term totals from all Forms 8949 with <b>box A</b> checked in <b>Part I</b> .				
2	Short-term totals from all Forms 8949 with <b>box B</b> checked in <b>Part I</b> .				
3	Short-term totals from all Forms 8949 with <b>box C</b> checked in <b>Part I</b> .				<b>1,894</b>
4	Short-term capital gain from installment sales from Form 6252, line 26 or 37 . . . . .			4	
5	Short-term capital gain or (loss) from like-kind exchanges from Form 8824 . . . . .			5	
6	Unused capital loss carryover (attach computation) . . . . .			6	( )
7	Net short-term capital gain or (loss). Combine lines 1 through 6 in column h. . . . .			7	<b>1,894</b>

**Part II Long-Term Capital Gains and Losses—Assets Held More Than One Year**

	Complete Form 8949 before completing line 8, 9, or 10. This form may be easier to complete if you round off cents to whole dollars	(d) Proceeds (sales price) from Form(s) 8949, Part II, line 4, column (d)	(e) Cost or other basis from Form(s) 8949, Part II, line 4, column (e)	(g) Adjustments to gain or loss from Form(s) 8949, Part II, line 4, column (g)	(h) Gain or (loss). Subtract column (e) from column (d) and combine the result with column (g)
8	Long-term totals from all Forms 8949 with <b>box A</b> checked in <b>Part II</b> .				
9	Long-term totals from all Forms 8949 with <b>box B</b> checked in <b>Part II</b> .				
10	Long-term totals from all Forms 8949 with <b>box C</b> checked in <b>Part II</b> .				<b>55,226</b>
11	Enter gain from Form 4797, line 7 or 9 . . . . .			11	<b>472,412</b>
12	Long-term capital gain from installment sales from Form 6252, line 26 or 37 . . . . .			12	
13	Long-term capital gain or (loss) from like-kind exchanges from Form 8824 . . . . .			13	
14	Capital gain distributions (see instructions) . . . . .			14	
15	Net long-term capital gain or (loss). Combine lines 8 through 14 in column h . . . . .			15	<b>527,638</b>

**Part III Summary of Parts I and II**

16	Enter excess of net short-term capital gain (line 7) over net long-term capital loss (line 15) . . . . .	16	<b>1,894</b>
17	Net capital gain. Enter excess of net long-term capital gain (line 15) over net short-term capital loss (line 7) . . . . .	17	<b>527,638</b>
18	Add lines 16 and 17. Enter here and on Form 1120, page 1, line 8, or the proper line on other returns . . . . .	18	<b>529,532</b>

**Note.** If losses exceed gains, see **Capital losses** in the instructions.

# Sales and Other Dispositions of Capital Assets

► Information about Form 8949 and its separate instructions is at [www.irs.gov/form8949](http://www.irs.gov/form8949).  
► File with your Schedule D to list your transactions for lines 1, 2, 3, 8, 9, and 10 of Schedule D.

OMB No 1545-0074

**2012**  
Attachment  
Sequence No **12A**

Name(s) shown on return

**THE SKILLMAN FOUNDATION**

Social security number or taxpayer identification number

**38-1675780**

Most brokers issue their own substitute statement instead of using Form 1099-B. They also may provide basis information (usually your cost) to you on the statement even if it is not reported to the IRS. Before you check Box A, B, or C below, determine whether you received any statement(s) and, if so, the transactions for which basis was reported to the IRS. Brokers are required to report basis to the IRS for most stock you bought in 2011 or later.

**Part I Short-Term.** Transactions involving capital assets you held one year or less are short term. For long-term transactions, see page 2.

**You must check Box A, B, or C below. Check only one box.** If more than one box applies for your short-term transactions, complete a separate Form 8949, page 1, for each applicable box. If you have more short-term transactions than will fit on this page for one or more of the boxes, complete as many forms with the same box checked as you need.

- ☐ (A) Short-term transactions reported on Form(s) 1099-B showing basis **was** reported to the IRS  
☐ (B) Short-term transactions reported on Form(s) 1099-B showing basis **was not** reported to the IRS  
☒ (C) Short-term transactions not reported to you on Form 1099-B

1	(a) Description of property (Example 100 sh XYZ Co)	(b) Date acquired (Mo, day, yr.)	(c) Date sold or disposed (Mo, day, yr)	(d) Proceeds (sales price) (see instructions)	(e) Cost or other basis. See the Note below and see Column (e) in the separate instructions	Adjustment, if any, to gain or loss If you enter an amount in column (g), enter a code in column (f) See the separate instructions.		(h) Gain or (loss). Subtract column (e) from column (d) and combine the result with column (g)
						(f) Code(s) from instructions	(g) Amount of adjustment	
	SCHEDULES K-1 FROM INVESTMENT PARTNERSHIPS							1,894
<b>2 Totals.</b> Add the amounts in columns (d), (e), (g), and (h) (subtract negative amounts). Enter each total here and include on your Schedule D, line 1 (if Box A above is checked), line 2 (if Box B above is checked), or line 3 (if Box C above is checked). ►								

**Note.** If you checked Box A above but the basis reported to the IRS was incorrect, enter in column (e) the basis as reported to the IRS, and enter an adjustment in column (g) to correct the basis. See Column (g) in the separate instructions for how to figure the amount of the adjustment.

Name(s) shown on return. (Name and SSN or taxpayer identification no. not required if shown on other side.)

Social security number or taxpayer identification number

**THE SKILLMAN FOUNDATION****38-1675780**

Most brokers issue their own substitute statement instead of using Form 1099-B. They also may provide basis information (usually your cost) to you on the statement even if it is not reported to the IRS. Before you check Box A, B, or C below, determine whether you received any statement(s) and, if so, the transactions for which basis was reported to the IRS. Brokers are required to report basis to the IRS for most stock you bought in 2011 or later.

**Part II Long-Term.** Transactions involving capital assets you held more than one year are long term. For short-term transactions, see page 1.

**You must check Box A, B, or C below. Check only one box.** If more than one box applies for your long-term transactions, complete a separate Form 8949, page 2, for each applicable box. If you have more long-term transactions than will fit on this page for one or more of the boxes, complete as many forms with the same box checked as you need.

- ☐ **(A)** Long-term transactions reported on Form(s) 1099-B showing basis **was** reported to the IRS
- ☐ **(B)** Long-term transactions reported on Form(s) 1099-B showing basis **was not** reported to the IRS
- ☒ **(C)** Long-term transactions not reported to you on Form 1099-B

3	(a) Description of property (Example 100 sh XYZ Co)	(b) Date acquired (Mo, day, yr)	(c) Date sold or disposed (Mo, day, yr)	(d) Proceeds (sales price) (see instructions)	(e) Cost or other basis. See the Note below and see Column (e) in the separate instructions	Adjustment, if any, to gain or loss. If you enter an amount in column (g), enter a code in column (f). See the separate instructions.		(h) Gain or (loss). Subtract column (e) from column (d) and combine the result with column (g)
						(f) Code(s) from instructions	(g) Amount of adjustment	
	SCHEDULES K-1 FROM INVESTMENT PARTNERSHIPS							55,226
<b>4 Totals.</b>	Add the amounts in columns (d), (e), (g), and (h) (subtract negative amounts). Enter each total here and include on your Schedule D, line 8 (if <b>Box A</b> above is checked), line 9 (if <b>Box B</b> above is checked), or line 10 (if <b>Box C</b> above is checked) ►							57,120

**Note.** If you checked Box A above but the basis reported to the IRS was incorrect, enter in column (e) the basis as reported to the IRS, and enter an adjustment in column (g) to correct the basis. See Column (g) in the separate instructions for how to figure the amount of the adjustment.

# Alternative Minimum Tax—Corporations

OMB No. 1545-0175

**2012**

▶ Attach to the corporation's tax return.

▶ Information about Form 4626 and its separate instructions is at [www.irs.gov/form4626](http://www.irs.gov/form4626).

Name

Employer identification number

**The Skillman Foundation**

**38-1675780**

**Note:** See the instructions to find out if the corporation is a small corporation exempt from the alternative minimum tax (AMT) under section 55(e).

<b>1</b>	Taxable income or (loss) before net operating loss deduction . . . . .	<b>1</b>	<b>127,774</b>
<b>2</b>	<b>Adjustments and preferences:</b>		
<b>a</b>	Depreciation of post-1986 property . . . . .	<b>2a</b>	
<b>b</b>	Amortization of certified pollution control facilities . . . . .	<b>2b</b>	
<b>c</b>	Amortization of mining exploration and development costs . . . . .	<b>2c</b>	
<b>d</b>	Amortization of circulation expenditures (personal holding companies only) . . . . .	<b>2d</b>	
<b>e</b>	Adjusted gain or loss . . . . .	<b>2e</b>	
<b>f</b>	Long-term contracts . . . . .	<b>2f</b>	
<b>g</b>	Merchant marine capital construction funds . . . . .	<b>2g</b>	
<b>h</b>	Section 833(b) deduction (Blue Cross, Blue Shield, and similar type organizations only) . . . . .	<b>2h</b>	
<b>i</b>	Tax shelter farm activities (personal service corporations only) . . . . .	<b>2i</b>	
<b>j</b>	Passive activities (closely held corporations and personal service corporations only) . . . . .	<b>2j</b>	
<b>k</b>	Loss limitations . . . . .	<b>2k</b>	
<b>l</b>	Depletion . . . . .	<b>2l</b>	
<b>m</b>	Tax-exempt interest income from specified private activity bonds . . . . .	<b>2m</b>	
<b>n</b>	Intangible drilling costs . . . . .	<b>2n</b>	
<b>o</b>	Other adjustments and preferences . . . . .	<b>2o</b>	
<b>3</b>	Pre-adjustment alternative minimum taxable income (AMTI). Combine lines 1 through 2o. . . . .	<b>3</b>	
<b>4</b>	<b>Adjusted current earnings (ACE) adjustment:</b>		
<b>a</b>	ACE from line 10 of the ACE worksheet in the instructions . . . . .	<b>4a</b>	
<b>b</b>	Subtract line 3 from line 4a. If line 3 exceeds line 4a, enter the difference as a negative amount (see instructions). . . . .	<b>4b</b>	
<b>c</b>	Multiply line 4b by 75% (.75). Enter the result as a positive amount . . . . .	<b>4c</b>	
<b>d</b>	Enter the excess, if any, of the corporation's total increases in AMTI from prior year ACE adjustments over its total reductions in AMTI from prior year ACE adjustments (see instructions). <b>Note:</b> You <i>must</i> enter an amount on line 4d (even if line 4b is positive). . . . .	<b>4d</b>	
<b>e</b>	ACE adjustment. • If line 4b is zero or more, enter the amount from line 4c • If line 4b is less than zero, enter the <b>smaller</b> of line 4c or line 4d as a negative amount . . . . .	<b>4e</b>	
<b>5</b>	Combine lines 3 and 4e. If zero or less, stop here; the corporation does not owe any AMT . . . . .	<b>5</b>	<b>127,774</b>
<b>6</b>	Alternative tax net operating loss deduction (see instructions). . . . .	<b>6</b>	<b>114,997</b>
<b>7</b>	<b>Alternative minimum taxable income.</b> Subtract line 6 from line 5. If the corporation held a residual interest in a REMIC, see instructions . . . . .	<b>7</b>	<b>12,777</b>
<b>8</b>	<b>Exemption phase-out</b> (if line 7 is \$310,000 or more, skip lines 8a and 8b and enter -0- on line 8c):		
<b>a</b>	Subtract \$150,000 from line 7 (if completing this line for a member of a controlled group, see instructions). If zero or less, enter -0- . . . . .	<b>8a</b>	<b>0</b>
<b>b</b>	Multiply line 8a by 25% (.25). . . . .	<b>8b</b>	<b>0</b>
<b>c</b>	Exemption. Subtract line 8b from \$40,000 (if completing this line for a member of a controlled group, see instructions). If zero or less, enter -0- . . . . .	<b>8c</b>	<b>40,000</b>
<b>9</b>	Subtract line 8c from line 7. If zero or less, enter -0- . . . . .	<b>9</b>	<b>0</b>
<b>10</b>	Multiply line 9 by 20% (.20) . . . . .	<b>10</b>	<b>0</b>
<b>11</b>	Alternative minimum tax foreign tax credit (AMTFTC) (see instructions). . . . .	<b>11</b>	
<b>12</b>	Tentative minimum tax. Subtract line 11 from line 10. . . . .	<b>12</b>	<b>0</b>
<b>13</b>	Regular tax liability before applying all credits except the foreign tax credit . . . . .	<b>13</b>	
<b>14</b>	<b>Alternative minimum tax.</b> Subtract line 13 from line 12. If zero or less, enter -0-. Enter here and on Form 1120, Schedule J, line 3, or the appropriate line of the corporation's income tax return . . . . .	<b>14</b>	<b>0</b>

Form 990-PF, Page 4, Part VII-A, Line 8a

**States Registered In**MI - MichiganND - North DakotaWI - WisconsinWV - West Virginia

Form 990-PF, Page 2, Part II, Line 15

**Other Assets Stmt**

Line 15 - Other Assets:	Beginning Year Book Value	End of Year	
		Book Value	Fair Market Value
FEDERAL EXCISE TAX RECEIVABLE	196,938.	0.	0.
Total	<u>196,938.</u>	<u>0.</u>	<u>0.</u>

Form 990-PF, Page 2, Part II, Line 22

**Other Liab Stmt**

Line 22 - Other Liabilities:	Beginning Year Book Value	Ending Year Book Value
DEFERRED EXCISE TAXES	643,999.	1,113,892.
FEDERAL AND STATE TAXES PAYABLE	0.	275,068.
Total	<u>643,999.</u>	<u>1,388,960.</u>

**Supporting Statement of:**

Form 990-PF, pl/Line 18(a)-1

Description	Amount
CURRENT AND DEFERRED FEDERAL AND STATE EXCISE TAXES	1,016,605.
Total	<u>1,016,605.</u>

**THE SKILLMAN FOUNDATION (TAX I.D.#38-1675780)**  
**FORM 990-PF - CALENDAR YEAR 2012**

**OTHER INCOME**  
**PART I - LINE 11**

<u>Partnership</u>	<u>Ordinary Income</u>
ACL	(133,796)
AG Super Fund	13,584
Axiom Asia	19,702
Axiom Asia II	(51,245)
Axiom Asia III	(17,140)
Canaan VIII L P	(56,926)
Canyon-Agassı Charter School	(1,144)
CRP Annex Fund	(74,463)
CVE Kauffman	(122,640)
Dune Real Estate Parallel	(23,540)
Dune Parallel AIV	(6,234)
DW Health Care	(53,465)
European Stra P II A	(27,380)
European Stra P 2006 B	(41,807)
FIA Timber Partners, LP	(97,097)
Harbourvest (buyout)	46,835
Harbourvest (mezzanine)	124,612
Harbourvest (venture)	(36,507)
Independent Franchise Partners	461,143
Insight Equity	(46,415)
Institutional Venture XII	(99,594)
Institutional Venture XIII	(70,587)
Invention Development Fund I	(266,050)
Kayne Anderson III	228,490
Kayne Anderson IV	500,253
Lazard Global Discounted Assets	148,135
Ment Energy Partners	220,972
Mount Kellett Capital II	35,536
Northgate Private Equity	54,471
Northgate Venture partners	(61,783)
Pershing Square L P	(170,597)
Pinebridge PEP III Direct	4,534
Pinebridge PEP III Venture	(14,910)
Q-Blk Co-Investment Fund II, L P	242,558
Quantum Energy Partners IV	50,787
Quantum Energy Partners V	(69,210)
RCP Fund II	14,038
RCP Fund III	25,178
Russian Partners Co LP	(137,938)
Russian Partners II EPAM	(22,885)
Schroder Commodity	(30,012)
Securty Capital	245,916
Siguler Guff II	40,470
Siguler Guff III	246,970
Square Mile Partners	163,585
Stepstone Pioneer Capital I, L P	(48,910)
Stepstone Pioneer Capital II, L P	(44,718)
Stepstone Pioneer Capital Europe I	35,878
Sun Capital Partners	64,580
Wellington Trust Emerging	168,945
Wellington Trust Select	103,724
Wellington Trust Total	(42,411)
Wilshire Private	326,170
Wilshire European	(10,289)
Woodbourne Real Estate	791
<b>Total 2012 Taxable Income</b>	<b>\$ 1,708,164</b>

THE SKILLMAN FOUNDATION (TAX I D. #38-1675780)  
FORM 990-PF - CALENDAR YEAR 2012

Statement 2

LEGAL, ACCOUNTING & OTHER PROFESSIONAL FEES  
PART I - LINE 16 a, b & c

	<u>Total</u>	<u>Investment Purposes</u>	<u>Charitable Purposes</u>
Line 16(a) - Legal Fees	<u>33,356</u>	<u>12,753</u>	<u>20,553</u>
Line 16(b) - Accounting Fees	<u>97,713</u>	<u>24,926</u>	<u>71,703</u>
Line 16(c) Other Professional Fees:			
Investment Manager Fees	597,130	597,130	0
Investment Consultant Fees	297,917	297,917	0
Custodial Fees	85,854	85,854	0
Grant Evaluation, Consultant, etc. Fees	132,910	0	132,910
Line 16(c) Other Professional Fees:			
Communication Fees	136,343	0	136,343
Computer Consultant Fees	106,578	26,366	80,010
Other Fees	<u>107,727</u>	<u>26,650</u>	<u>62,105</u>
Total Line 16 (c)	<u>1,464,459</u>	<u>1,033,917</u>	<u>411,368</u>



THE SKILLMAN FOUNDATION (TAX I.D.#38-1675780)  
FORM 990-PF - CALENDAR YEAR 2012

Statement 3

**TAXES**  
**PART I - LINE 18**

**Line 18 Column A-**  
**Taxes**

1,016,605

1,016,605

THE SKILLMAN FOUNDATION (TAX I.D. #38-1675780)  
FORM 990-PF - CALENDAR YEAR 2012

Statement 4

OTHER EXPENSES  
PART I - LINE 23

	<u>Total</u>	<u>Investment Purposes</u>	<u>Charitable Purposes</u>
Office Equipment	39,937	9,880	29,981
Insurance	44,562	11,024	33,454
Leasehold Improvements	1,283	317	963
Equipment Maintenance	41,797	5,581	36,173
Office Supplies & Stationary	21,835	5,402	16,392
Miscellaneous Administration Expense	19,804	2,558	7,761
Beverage Service	13,037	3,225	9,787
Postage and Mailing	4,639	1,148	3,483
Payroll Service Fee	9,394	2,376	6,995
Membership Dues	10,615	4,184	6,423
Records Maintenance	4,205	1,040	3,156
Miscellaneous Investment Expense	467	465	0
<b>Total</b>	<b><u>211,573</u></b>	<b><u>47,200</u></b>	<b><u>154,569</u></b>

THE SKILLMAN FOUNDATION (TAX I.D.#38-1675780)  
FORM 990-PF - CALENDAR YEAR 2012

Statement 5

INVESTMENTS - U.S AND STATE GOVERNMENT OBLIGATIONS,  
AND CORPORATE BONDS, NOTES AND STOCKS  
PART II - LINE 10a, 10b, & 10c

Beginning of Year		Cost	Market Value
	<b>Line 10a - U.S and State Government Obligations</b>		
	<b>U.S. Treasury Bonds and Notes:</b>		
9,434,365	Under JP Morgan	7,933,531	7,898,223
<b>9,434,365</b>	<b>Total U.S.and State Gov't Obl. (Line a)</b>	<b>7,933,531</b>	<b>7,898,223</b>
	<b>Line 10b - Corporate Stocks:</b>		
	<b>Domestic Equity Mutual Fund:</b>		
	<b>Under Skillman Fund Account</b>		
1,164,296	Quellos Alpha Transport Trust	674,879	660,492
<b>1,164,296</b>		<b>674,879</b>	<b>660,492</b>
	<b>International Equity Mutual Fund:</b>		
	<b>Under Skillman Fund Account</b>		
8,000,000	Calamos Global Equity	11,544,059	12,946,535
10,381,905	DFA Int Small Co Portfolio	7,745,017	8,596,610
0	Lazard Global Discounted	8,980,013	9,560,388
19,600,000	IND Franchise	14,607,500	20,025,422
1,013	Under William Blair	1,013	1,052
9,894,276	WTC	9,832,336	10,979,316
9,975,948	Wellington Global Select Capital Appreciation	9,918,070	10,186,900
<b>57,853,142</b>		<b>62,628,007</b>	<b>72,296,223</b>
	<b>Common Stock:</b>		
13,549,934	Under World Asset Management	7,908,953	7,509,713
5,988,498	Eagle Small Cap Growth	5,991,960	9,609,701
8,033,784	GMO Quality Fund III	8,923,213	9,253,743
<b>27,572,217</b>		<b>22,824,126</b>	<b>26,373,157</b>
<b>86,589,654</b>	<b>Total Corporate Stocks (Line b)</b>	<b>86,127,012</b>	<b>99,329,873</b>
	(See attached schedule for detail)		
	<b>Line 10c - Corporate Bonds and Notes:</b>		
21,370,581	PIMCO	0	0
19,072,531	STW	19,876,145	20,307,016
0	Wellington CTF Global	7,001,496	7,138,029
<b>40,443,112</b>	<b>Total Corporate Bonds &amp; Notes (Line c)</b>	<b>26,877,641</b>	<b>27,445,045</b>
	(See attached schedule for detail)		
<b>136,467,131</b>	<b>TOTAL ABOVE</b>	<b>120,938,184</b>	<b>134,673,141</b>

THE SKILLMAN FOUNDATION (TAX I.D.#38-1675780)  
FORM 990-PF - CALENDAR YEAR 2012

Statement 6

INVESTMENTS - OTHER  
PART II, LINE 13

Beginning of Year		Cost	Market Value
	<b>Hedge Funds:</b>		
4,500,000	ACI Multi Strategy Market Neutral	24,027	24,027
5,000,000	ACL	5,000,000	4,694,834
2,156,384	Advent Convertible Arb	0	0
656,241	AG Arb Partners	503,001	455,506
350,000	Ascend Capital	0	0
3,180,744	Aurelius	3,180,744	3,370,384
	Axial Capital Offshore LTD		
0	Bain	8,000,000	7,840,923
0	BEDF	0	0
0	Blackstone Park Avenue Fund	0	0
6,000,000	Blue Harbour Strategic Value	6,000,000	7,050,158
3,000,000	Brigade Leveraged Cap	3,000,000	3,381,999
3,000,000	Emerging Sovereign	3,000,000	3,781,510
10,000,000	ESG Treasury Opp Offshore LTD	10,000,000	3,448,831
0	ESG Mutual	2,500,000	2,436,349
2,020,601	Fir Tree (Admiral)	6,020,601	9,784,603
3,283,501	GMO Emerging Country Debt	3,224,455	7,396,602 0
17,000,000	Goldman Sachs Princeton Fund	17,000,000	22,751,559
9,226,347	Lazard Emerging Income Fund	5,649,943	7,206,786
4,404,424	Magnetar Capital	3,648,484	4,350,268
3,000,048	MKP	0	0
3,000,000	Northwest	0	0
3,342,723	Och Ziff	1,129,184	529,060
6,000,000	Pershing Square	6,000,000	6,666,846
1,285,751	Protégé Tactical International	1,326,614	766,593
2,591,351	Standard Pacific	2,591,351	4,004,481
594,366	Stark Investments (Shepard Investments)	577,224	616,041
0	Special	0	0
3,000,000	Strategic Value Restructuring	1,806,274	1,438,267
4,994,470	Taconic Opportunity Offshore	4,998,001	6,481,666
0	Tiedemann Emerging Markets	0	0
<b>101,586,951</b>		<b>95,179,903</b>	<b>108,477,292</b>
	<b>Private Equity:</b>		
563,678	AIG Private Equity Direct	481,454	317,252
362,308	AIG Private Equity Venture Fund	3,360	1,016,876
3,416,576	Axiom Asia	4,289,621	5,893,087
1,552,269	Canaan VIII LP	1,566,638	2,211,653
0	Canyon	15,138,694	17,442,358
1,979,117	CRP XIII Annex Fund	2,705,176	2,513,909
2,957,203	CVE Kauffman	3,028,082	3,862,392
2,057,747	DW Healthcare Partners II LP	2,466,923	2,678,975
6,345,042	European Strategic Partners	6,070,763	5,880,410
3,356,712	Harbourvest Buyout Fund	2,355,919	3,129,626
3,159,587	Harbourvest Mezzanine Fund	2,336,391	3,415,570
7,986,759	Harbourvest Venture Fund	6,171,869	8,300,035
2,349,810	Insight Capital	1,737,333	4,815,411
3,417,207	Institutional Venture Partners	3,590,346	7,282,977
1,069,896	Invention Development	1,397,878	279,173
0	Mount Kellett	3,577,775	3,468,242
2,319,478	Northgate Private Equity	1,802,756	3,221,600
2,355,125	Northgate Venture Partners II LP	2,367,081	2,084,999
6,617,846	Pansh Capital	5,621,053	6,390,188
1,257,641	Pansh Capital Europe	1,318,614	1,765,739
1,815,397	Portfolio Advisors	1,344,554	3,052,201
2,237,477	Q Blk Co Investment Fund II	1,284,246	2,556,045
1,453,102	RCP Fund II, L P	923,975	2,285,720
2,058,335	RCP Fund III, L P	1,410,021	1,426,558
579,730	Russia Partners II	468,669	1,726,970
468,669	Russia Partners Co LP	427,125	981,598
5,106,571	Siguler Guff	4,647,387	6,101,516
1,350,000	Strategic Value Special Situations	3,120,525	3,321,698
945,352	Sun Capital	1,231,297	2,021,407
1,345,315	Wilshire Eurofund	1,186,585	1,506,552
1,954,102	Wilshire US Private	183,066	7,511,421
<b>72,438,052</b>		<b>84,255,177</b>	<b>118,462,159</b>

THE SKILLMAN FOUNDATION (TAX I.D.#38-1675780)  
FORM 990-PF - CALENDAR YEAR 2012

Statement 6

INVESTMENTS - OTHER  
PART II, LINE 13

Beginning of Year		Cost	Market Value
	<b>Real Estate</b>		
4,057,414	Armenius Real Estate	4,074,597	3,849,640
5,501,565	Dune Real Estate Parallel Fund	5,862,945	3,480,777
455,784	Gem Realty Designated	455,784	651,431
3,285,918	Gem Value International	3,285,918	6,174,643
5,389,328	Principal Global Investors	6,429,351	7,921,515
9,058,340	Securty Capital	9,058,340	5,860,140
3,439,150	Square Mile	2,453,481	3,739,856
1,013,558	Woodburne Real Estate Fund	1,013,558	391,169
145,573	Woodburne Securities Fund	145,573	165,391
<u>32,346,631</u>		<u>32,779,547</u>	<u>32,234,562</u>
	<b>Natural Resources</b>		
6,000,000	Blackstone Resources	6,000,000	5,385,633
4,157,758	Canann Natural Gas	5,139,385	2,818,241
11,464,748	FIA Timber Partners	11,227,249	4,832,962
1,000,000	Geologic Resources	1,000,000	2,057,012
2,252,139	Istithmar + Sindicatum	2,414,548	1,202,548
3,434,602	Kayne Anderson Energy Fund	3,311,098	6,070,055
2,693,330	Ment Energy Partners	2,080,299	2,004,567
2,267,415	Quantum Energy Partners	4,272,585	5,280,613
0	Red Kite	957,891	857,523
2,965,010	Schroder Commodity	2,965,010	3,859,581
<u>36,235,003</u>		<u>39,368,065</u>	<u>34,368,736</u>
<u>242,606,638</u>	<b>TOTAL OTHER INVESTMENTS</b>	<u>251,582,693</u>	<u>293,542,749</u>

PAGE: 1  
AS-OF DATE: 31DEC12

ASSET ID		ASSET DESCRIPTION		RATE	MATURITY DATE	MKT PRICE			
UNITS	LOCAL	UNIT COST		TOTAL COST	UNIT PRICE	MARKET VALUE	% CURR	UNREAL GN/LS	
ORIGINAL FACE	BASE	UNIT COST		TOTAL COST	UNIT PRICE	MARKET VALUE	% FUND	UNREAL GN/LS	
CASH									
++++									
US DOLLAR						EXCHANGE RATE		1.000000000	
*****						=====			
-1,137,766.54		1.000000		-1,137,766.54	1.000000	-1,137,766.54	1.12		0.00
-----				-----		-----	----		----
-1,137,766.54				-1,137,766.54		-1,137,766.54	1.12		0.00
							1.12		

PAGE. 2  
AS-OF DATE: 31DEC12

ASSET ID		ASSET DESCRIPTION		RATE	MATURITY DATE	MKT PRICE			
UNITS	LOCAL	UNIT COST		TOTAL COST	UNIT PRICE	MARKET VALUE	% CURR	UNREAL GN/LS	
ORIGINAL FACE	BASE	UNIT COST		TOTAL COST	UNIT PRICE	MARKET VALUE	% FUND	UNREAL GN/LS	

CASH EQUIVALENTS  
+++++

US DOLLAR						EXCHANGE RATE	1.00000000
*****						=====	
8611238A8	SSGA FDS		.005	MONEY MARKET FUND			
1,137,766.93	100.000000		1,137,766.93	100.000000	1,137,766.93	1.12	0.00
-----			-----		-----	-----	-----
1,137,766.93			1,137,766.93		1,137,766.93	1.12	0.00
						1.12	

ASSET ID	ASSET DESCRIPTION		RATE	MATURITY DATE	MKT PRICE				
UNITS	LOCAL	UNIT COST	TOTAL COST	UNIT PRICE	MARKET VALUE	% CURR	UNREAL GN/LS		
ORIGINAL FACE	BASE	UNIT COST	TOTAL COST	UNIT PRICE	MARKET VALUE	% FUND	UNREAL GN/LS		

EQUITIES  
++++++US DOLLAR  
\*\*\*\*\*EXCHANGE RATE  
===== 1.000000000

ACI00QGP5	WELLINGTON GLOBAL SELECT	CAPITAL APPRECIATION FUND							
866,232.989	11.449656	9,918,069.50	11.760000	10,186,899.95	10.06	268,830.45			
					10.06				
ACI008JH0	WTC CTF EMGNG MKTS LOCAL EQU	MUTUAL FUND							
884,002.929	11.122516	9,832,336.46	12.420000	10,979,316.38	10.84	1,146,979.92			
					10.84				
ACI009DZ4	IND FRANCHISE PTNRS GLOB EQTY	LIMITED PARTNERSHIP							
14,607,500.000	1.000000	14,607,500.00	1.370900	20,025,421.75	19.77	5,417,921.75			
					19.77				
ACI01BU48	WELLINGTON CTF GLOB TOTAL RETU	WELLINGTON CTF GLOBAL TOTAL RE							
647,734.056	10.809214	7,001,495.71	11.020000	7,138,029.30	7.05	136,533.59			
					7.05				
ACI01H857	LAZARD GLOBAL DISCOUNTED	MUTUAL FUND							
966,238.469	9.293785	8,980,012.50	9.894440	9,560,388.56	9.44	580,376.06			
					9.44				
128119450	CALAMOS GLOBAL EQUITY FUND	CALAMOS GLOBAL EQUITY FD I							
977,834.986	11.805733	11,544,058.60	13.240000	12,946,535.21	12.78	1,402,476.61			
					12.78				
233203421	DFA EMERGING MARKETS CORE EQUI	DFA EMERG MKTS CORE EQUITY							
421,402.455	18.379146	7,745,017.09	20.400000	8,596,610.08	8.49	851,592.99			
					8.49				
269858304	EAGLE SMALL CAP GROWTH FUND	EAGLE SMALL CAP GROWTH FD I							
219,600.111	27.285780	5,991,960.26	43.760000	9,609,700.86	9.49	3,617,740.60			
					9.49				



THE SKILLMAN FOUNDATION  
SKILLMAN - SKILLMAN FUND ACCOUNT  
ALPHA ACCOUNT POSITION APPRAISAL

PAGE: 4  
AS-OF DATE: 31DEC12

ASSET ID	ASSET DESCRIPTION	RATE	MATURITY DATE	MKT PRICE			
UNITS ORIGINAL FACE	LOCAL BASE	UNIT COST UNIT COST	TOTAL COST TOTAL COST	UNIT PRICE UNIT PRICE	MARKET VALUE MARKET VALUE	% CURR % FUND	UNREAL GN/LS UNREAL GN/LS
362008260	GMO QUALITY FUND		GMO QUALITY FUND III				
414,223.079	21 542048	8,923,213.38	22.340000	9,253,743.58	9.14	330,530.20	
					9.14		
746992962	QB ALPHA TRANSPORT TRUST						
635.223	1,062.428911	674,879.28	1,136.614811	722,003.87	0.71	47,124.59	
					0.71		
20,005,404.297		85,218,542.78		99,018,649.54	97.75	13,800,106.76	
					97.75		

US15  
USD

THE SKILLMAN FOUNDATION  
SKILLMAN - EAGLE ASSET MANAGEMENT  
ALPHA ACCOUNT POSITION APPRAISAL

PAGE: 1  
AS-OF DATE: 31DEC12

ASSET ID	ASSET DESCRIPTION		RATE	MATURITY DATE	MKT PRICE			
ORIGINAL FACE	UNITS	LOCAL BASE	UNIT COST	TOTAL COST	UNIT PRICE	MARKET VALUE	% CURR	UNREAL GN/LS
			UNIT COST	TOTAL COST	UNIT PRICE	MARKET VALUE	% FUND	UNREAL GN/LS

CASH  
++++

US DOLLAR					EXCHANGE RATE		1.000000000
*****					*****		
-74,817.51		1.000000	-74,817.51	1.000000	-74,817.51	20.42	0.00
-74,817.51			-74,817.51		-74,817.51	20.42	0.00
						20.42	



US15  
USD

THE SKILLMAN FOUNDATION  
SKILLMAN - EAGLE ASSET MANAGEMENT  
ALPHA ACCOUNT POSITION APPRAISAL

PAGE: 3  
AS-OF DATE: 31DEC12

ASSET ID	ASSET DESCRIPTION			RATE	MATURITY DATE	MKT PRICE			
	UNITS ORIGINAL FACE	LOCAL BASE	UNIT COST UNIT COST	TOTAL COST TOTAL COST	UNIT PRICE UNIT PRICE	MARKET VALUE MARKET VALUE	% CURR % FUND	UNREAL GN/LS UNREAL GN/LS	

EQUITIES  
++++++

US DOLLAR *****						EXCHANGE RATE *****	1.000000000
656568508	NORTEL NETWORKS CORP			COMMON STOCK NPV			
	240.000		0.000000	0.00	0.005000	1.20	0.00
							0.00
	-----			----		----	----
	240.000			0.00		1.20	0.00
							0.00

US24  
USD

THE SKILLMAN FOUNDATION  
SKILLMAN - DIRECT HEDGE FUNDS  
ALPHA ACCOUNT POSITION APPRAISAL

PAGE: 2  
AS-OF DATE: 31DEC12

-----									
ASSET ID	ASSET DESCRIPTION			RATE	MATURITY DATE	MKT PRICE			
-----									
	UNITS	LOCAL	UNIT COST		TOTAL COST	UNIT PRICE	MARKET VALUE	% CURR	UNREAL GN/LS
ORIGINAL FACE	BASE	UNIT COST	TOTAL COST	UNIT PRICE	MARKET VALUE	% FUND	UNREAL GN/LS		
-----									

CASH  
++++

US DOLLAR *****					EXCHANGE RATE =====		1.000000000
-439,561.57		1.000000	-439,561.57	1.000000	-439,561.57	0.41	0.00
-439,561.57			-439,561.57		-439,561.57	0.41	0.00
						0.41	

PAGE: 3  
AS-OF DATE: 31DEC12

-----										
ASSET ID		ASSET DESCRIPTION		RATE	MATURITY DATE	MKT PRICE				
-----										
UNITS		LOCAL	UNIT COST	TOTAL COST		UNIT PRICE		MARKET VALUE	± CURR	UNREAL GN/LS
ORIGINAL FACE		BASE	UNIT COST	TOTAL COST		UNIT PRICE		MARKET VALUE	± FUND	UNREAL GN/LS

CASH EQUIVALENTS  
+++++

US DOLLAR				EXCHANGE RATE		1.000000000
*****				=====		
8611238A8	SSGA FDS		.005	MONEY MARKET FUND		
439,564.91	100.000000	439,564.91	100.000000	439,564.91	0.41	0.00
-----		-----		-----	----	----
439,564.91		439,564.91		439,564.91	0.41	0.00
					0.41	

ASSET ID	ASSET DESCRIPTION		RATE	MATURITY DATE	MKT PRICE		
UNITS ORIGINAL FACE	LOCAL BASE	UNIT COST UNIT COST	TOTAL COST TOTAL COST	UNIT PRICE UNIT PRICE	MARKET VALUE MARKET VALUE	% CURR % FUND	UNREAL GN/LS UNREAL GN/LS
EQUITIES ++++++							
US DOLLAR *****					EXCHANGE RATE *****	1.00000000	
ACI00EQ48	PERSHING SQUARE LP	LIMITED PARTNERSHIP					
6,000,000.000	1.000000	6,000,000.00	1.111141	6,666,846.00	6.15 6.15	666,846.00	
ACI00IGL2	AURELIUS CAP INT CLS A SER1	MUTUAL FUND					
1,903.008	1,671.429458	3,180,743.63	1,771.082308	3,370,383.80	3.11 3.11	189,640.17	
ACI00NLG6	PROTEGE TACTICAL INTL FD	LIMITED PARTNERSHIP					
1,326,614.270	1.000000	1,326,614.27	0.577857	766,593.34	0.71 0.71	-560,020.93	
ACI00Y7U7	MAGNETAR CAP II LTD	MUTUAL FUND					
2,554.390	964.278751	2,463,144.00	1,303.103395	3,328,634.28	3.07 3.07	865,490.28	
ACI001UP4	ESG TREASURY OPP OFFSHORE LTD.	LIMITED PARTNERSHIP					
10,501.613	952.234671	10,000,000.00	328.409600	3,448,830.52	3.18 3.18	-6,551,169.48	
ACI01PQ75	EMERGING SOVEREIGN OFF FD A1A	LIMITED PARTNERSHIP					
1,990.689	1,507.015913	3,000,000.00	1,899.598400	3,781,509.64	3.49 3.49	781,509.64	
ACI02M8G1	EMERGING SOVERIGN OFFSHORE FD	SERIES A 12A					
1,288.896	1,939.644471	2,500,000.00	1,890.260200	2,436,348.81	2.25 2.25	-63,651.19	
ACI02NGJ4	ACI MULTI STRAT MKT NEUT LTD	FIN 48 RESERVE 10/12					
24.027	1,000.000000	24,027.00	1,000.004994	24,027.12	0.02 0.02	0.12	

ASSET ID	ASSET DESCRIPTION		RATE	MATURITY DATE	MKT PRICE			
	UNITS ORIGINAL FACE	LOCAL BASE	UNIT COST UNIT COST	TOTAL COST TOTAL COST	UNIT PRICE UNIT PRICE	MARKET VALUE MARKET VALUE	% CURR % FUND	UNREAL GN/LS UNREAL GN/LS
ACI026YS1	BAIN ABSOLUTE RETURN CAYMAN			LIMITED PARTNERSHIP				
	8,299.170		963.951817	8,000,000.00	944.783996	7,840,923.00	7.23 7.23	-159,077.00
ACI04S5H7	FIR TREE INTERNATIONAL VALUE F			2 C AN NR NM 0305 (VF USTE LP)				
	21,696.000		1.000000	21,696.00	0.428005	9,286.00	0.01 0.01	-12,410.00
ACI04S5S3	TACONIC OPPORTUNITY OFFSHORE			CLASS SP4 A NR SERIES 1				
	51.369		68.737955	3,531.00	68.737955	3,531.00	0.00 0.00	0.00
ACI04S6C7	FIR TREE INTERNATIONAL VALUE F			2 C AN NR (VF USTE LP)				
	5,998,905.470		1.000000	5,998,905.47	1.591365	9,546,448.20	8.80 8.80	3,547,542.73
004999967	AG SUPER FUND LP							
	503,001.000		1.000000	503,001.00	0.905577	455,506.14	0.42 0.42	-47,494.86
01099A909	BRIGADE LEVERAGED CAP STR OFF			LIMITED PARTNERSHIP				
	2,257.092		1,329.143872	3,000,000.00	1,498.387837	3,381,999.20	3.12 3.12	381,999.20
09599T948	BLUE HARBOUR STRGC VLU PTNRS			CL A 04/07				
	4,502.023		1,332.734195	6,000,000.00	1,565.997715	7,050,157.73	6.50 6.50	1,050,157.73
36299J938	GMO EMERGING COUNTRY DEBT			CLASS D SERIES 6				
	22,671.934		120.930634	2,741,731.36	281.234587	6,376,131.99	5.88 5.88	3,634,400.63
36299J946	GMO EMERGING COUNTRY DEBT			CLASS B SERIES 41				
	3,550.535		135.957863	482,723.15	287.413024	1,020,470.00	0.94 0.94	537,746.85
399995927	GOLDMAN SACHS FOUNDERS FUND			OFFSHORE LTD				
	148,399.205		114.555870	17,000,000.00	149.443202	22,177,252.37	20.45 20.45	5,177,252.37



ASSET ID	ASSET DESCRIPTION		RATE	MATURITY DATE	MKT PRICE			
	UNITS ORIGINAL FACE	LOCAL BASE	UNIT COST UNIT COST	TOTAL COST TOTAL COST	UNIT PRICE UNIT PRICE	MARKET VALUE MARKET VALUE	% CURR % FUND	UNREAL GN/LS UNREAL GN/LS
52199Z948	LAZARD EMERGING INCOME LTD		CLASS A2 SERIES 1					
45,566.222		123.994116	5,649,943.41	158.160709	7,206,785.98	6.65 6.65		1,556,842.57
55999F996	MAGNETAR CAP FD SP 1							
327.000		1,124.250765	367,630.00	856.873800	280,197.73	0.26 0.26		-87,432.27
67599Y945	OCH ZIFF							
815.502		1,384.648450	1,129,183.58	648.754289	529,060.42	0.49 0.49		-600,123.16
83299B945	SHEPHERD INVESTMENTS INTERNTL		CL S SER SA23					
23,262.576		24.813432	577,224.34	26.482072	616,041.21	0.57 0.57		38,816.87
853999910	STANDARD PACIFIC		CLASS F 2005					
9,107.861		284.518055	2,591,350.90	439.673000	4,004,480.57	3.69 3.69		1,413,129.67
86299B948	STRATEGIC VALUE RESTRUCTURING		FUND, LTD.					
17,650.744		102.334130	1,806,273.53	80.610939	1,422,843.05	1.31 1.31		-383,430.48
87499X946	TACONIC OPPORTUNITY OFFSHORE		FUND LTD CL A SERIES 22 NR					
4,951.491		1,008.680093	4,994,470.40	1,286.214597	6,368,680.00	5.87 5.87		1,374,209.60
912EJC902	MAGNETAR CAPITAL FUND LTD		SIDE POCKET SERIES 3					
394.900		1,478.551532	583,880.00	1,424.703495	562,615.41	0.52 0.52		-21,264.59
959TLD908	MAGNETAR SPC LIQUIDATING PORTF		SERIES A SUBSERIES 2					
155.087		1,507.733982	233,829.94	1,153.033974	178,820.58	0.16 0.16		-55,009.36
980QZD902	ACL ALTERNATIVE FUND LTD		LIMITED PARTNERSHIP					
33,526.277		149.136750	5,000,000.00	140.034453	4,694,833.86	4.33 4.33		-305,166.14
-----			-----		-----	-----		-----
14,193,968.351			95,179,902.98		107,549,237.95	99.19 99.19		12,369,334.97

US25  
USD

THE SKILLMAN FOUNDATION  
SKILLMAN - PRIVATE EQUITY FUND  
ALPHA ACCOUNT POSITION APPRAISAL

PAGE: 1  
AS-OF DATE: 31DEC12

ASSET ID	ASSET DESCRIPTION		RATE	MATURITY DATE	MKT PRICE			
UNITS		LOCAL	UNIT COST	TOTAL COST	UNIT PRICE	MARKET VALUE	¢ CURR	UNREAL GN/LS
ORIGINAL FACE		BASE	UNIT COST	TOTAL COST	UNIT PRICE	MARKET VALUE	¢ FUND	UNREAL GN/LS

CASH  
++++

US DOLLAR						EXCHANGE RATE	1.000000000
*****						=====	
2,047,008.11		1.000000	2,047,008.11	1.000000	2,047,008.11	1.83	0.00
2,047,008.11			2,047,008.11		2,047,008.11	1.83	0.00
						1.72	

PAGE: 2  
AS-OF DATE. 31DEC12

UNITS	LOCAL	UNIT COST	TOTAL COST	UNIT PRICE	MARKET VALUE	% CURR	UNREAL GN/LS
ORIGINAL FACE	BASE	UNIT COST	TOTAL COST	UNIT PRICE	MARKET VALUE	% FUND	UNREAL GN/LS

US DOLLAR  
 11 11 11 11 11 11 11 11

```

EXCHANGE RATE      1.000000000
=====

```

8611238A8	SSGA FDS		.005	MONEY MARKET FUND			
1,444,064.75		100.000000	1,444,064.75	100.000000	1,444,064.75	1.29	0.00
-----			-----		-----	-----	-----
1,444,064.75			1,444,064.75		1,444,064.75	1.29	0.00
						1.21	

US25  
USD

THE SKILLMAN FOUNDATION  
SKILLMAN - PRIVATE EQUITY FUND  
ALPHA ACCOUNT POSITION APPRAISAL

PAGE: 3  
AS-OF DATE: 31DEC12

ASSET ID	ASSET DESCRIPTION		RATE	MATURITY DATE	MKT PRICE			
ORIGINAL FACE	UNITS	LOCAL	UNIT COST	TOTAL COST	UNIT PRICE	MARKET VALUE	% CURR	UNREAL GN/LS
		BASE	UNIT COST	TOTAL COST	UNIT PRICE	MARKET VALUE	% FUND	UNREAL GN/LS

EQUITIES  
++++++

EURO CURRENCY  
\*\*\*\*\*

EXCHANGE RATE 0.758495000  
=====

>> GERMANY

\*\*\*\*\*

99PUKV900	EUROPEAN STRATEGIC PARTNERS II LP						
623,354.151	0.718724	448,019.73	2.642401	1,647,151.63	28.63	1,199,131.90	
	0.995389	620,479.71	3.483742	2,171,605.13	1.82	1,551,125.42	
993QMZ902	EUROPEAN STRATEGIC PARTNERS 2006 B LP						
2,473,629.340	1.567885	3,878,365.92	1.118426	2,766,571.37	48.09	-1,111,794.55	
	2.203355	5,450,283.26	1.474533	3,647,448.39	3.06	-1,802,834.87	
*****		*****		*****	*****	*****	
3,096,983.491		4,326,385.65		4,413,723.00	76.72	87,337.35	
		6,070,762.97		5,819,053.52	4.88	-251,709.45	

>> UNITED KINGDOM

\*\*\*\*\*

990SDX906	PARISH CAPITAL EUROPE I						
971,618.000		0.951030	924,038.15	1.378427	1,339,304.48	23.28	415,266.33
		1.357133	1,318,614.47	1.817319	1,765,739.37	1.48	447,124.90
*****			*****		*****	*****	*****
971,618.000			924,038.15		1,339,304.48	23.28	415,266.33
			1,318,614.47		1,765,739.37	1.48	447,124.90
-----			-----		-----	-----	-----
4,068,601.491			5,250,423.80		5,753,027.48	100.00	502,603.68
			7,389,377.44		7,584,792.89	6.36	195,415.45

US DOLLAR  
\*\*\*\*\*

EXCHANGE RATE 1.000000000  
=====

THE SKILLMAN FOUNDATION  
SKILLMAN - PRIVATE EQUITY FUND  
ALPHA ACCOUNT POSITION APPRAISAL

ASSET ID	ASSET DESCRIPTION			RATE	MATURITY DATE	MKT PRICE		
	UNITS ORIGINAL FACE	LOCAL BASE	UNIT COST UNIT COST	TOTAL COST TOTAL COST	UNIT PRICE UNIT PRICE	MARKET VALUE MARKET VALUE	% CURR % FUND	UNREAL GN/LS UNREAL GN/LS
ACI00CS06	INSTL VENTURE PTNRS XIII			LIMITED PARTNERSHIP				
	2,155,299.000		1.000000	2,155,299.00	1.049159	2,261,251.34	2.03 1.90	105,952.34
ACI00NHP1	STRAT VALUE SPECIAL SITUATIONS			FEEDER FUND II LP				
	3,120,525.000		1.000000	3,120,525.00	0.969793	3,026,263.30	2.71 2.54	-94,261.70
ACI00QAS5	MOUNT KELLETT CAPITAL PTNRS II			(CAYMAN) LIMITED PARTNERSHIP				
	3,577,775.000		1.000000	3,577,775.00	0.916762	3,279,968.16	2.94 2.75	-297,806.84
ACI00WQG1	CANYON AGASSI CH SCH FAC FD LP			REIT				
	138,693.860		1.000000	138,693.86	0.251273	34,850.02	0.03 0.03	-103,843.84
ACI01H5W1	CANYON STRUCTRED AST FD CANB			LIMITED PARTNERSHIP				
	15,000.000		1,000.000000	15,000,000.00	1,160.500533	17,407,508.00	15.60 14.61	2,407,508.00
ACI01QI80	AXIOM ASIA PRIVATE CAP FND III			LIMITED PARTNERSHIP				
	151,107.000		1.000000	151,107.00	1.000000	151,107.00	0.14 0.13	0.00
00699B911	AIG PROVATE EQUITY PORTFOLIO			US VENTURE FUND L P				
	7,662.187		0.438546	3,360.22	138.526131	1,061,413.12	0.95 0.89	1,058,052.90
00699D941	AIG PRIVATE EQUITY PORTFOLIO			DIRECT LP				
	682,653.400		0.705269	481,453.95	0.446398	304,735.11	0.27 0.26	-176,718.84
05499L951	AXIOM ASIA PRIVATE CAPITAL II			LIMITED PARTNERSHIP				
	2,533,881.000		1.000000	2,533,881.00	0.997473	2,527,477.88	2.26 2.12	-6,403.12
054998992	AXIOM ASIA PRIVATE CAPITAL 1			PL				
	1,651,579.488		0.971575	1,604,632.60	1.841847	3,041,956.73	2.73 2.55	1,437,324.13

ASSET ID	ASSET DESCRIPTION		RATE	MATURITY DATE	MKT PRICE			
	UNITS ORIGINAL FACE	LOCAL BASE	UNIT COST UNIT COST	TOTAL COST TOTAL COST	UNIT PRICE UNIT PRICE	MARKET VALUE MARKET VALUE	% CURR % FUND	UNREAL GN/LS UNREAL GN/LS
13499H913	CANAAN VIII LP							
	1,601,426.070		0.978277	1,566,638.42	1.381052	2,211,652.68	1.98 1.86	645,014.26
26799K956	DW HEALTHCARE PARTNERS II LP							
	2,494,029.390		0.989131	2,466,922.56	1.078853	2,690,691.09	2.41 2.26	223,768.53
40199A963	HARBOURVEST PARTNERS VII							
	1,998,621.210		1.169002	2,336,391.44	1.691400	3,380,467.91	3.03 2.84	1,044,076.47
40199Q992	THE HARBOURVEST PARTNERS VII							
	5,367,365.000		1.149888	6,171,869.16	1.513858	8,125,428.44	7.28 6.82	1,953,559.28
411997984	HARBOURVEST PARTNERS VII							
	1,588,490.000		1.483118	2,355,918.70	1.915287	3,042,414.25	2.73 2.55	686,495.55
457766921	INSTITUTIONAL VENTURE PARTNERS							
	1,435,047.000		1.000000	1,435,047.00	3.351862	4,810,079.51	4.31 4.04	3,375,032.51
45799M929	INSIGHT EQUITY I							
	1,610,211.052		1.078947	1,737,332.81	3.050959	4,912,687.90	4.40 4.12	3,175,355.09
468993928	INVENTION DEVELOPMENT							
	1,584,239.970		0.882365	1,397,878.10	0.179862	284,944.57	0.26 0.24	-1,112,933.53
66699A930	NORTHGATE PRIVATE EQUITY PARTE							
	2,164,419.170		0.832905	1,802,756.47	1.408529	3,048,647.17	2.73 2.56	1,245,890.70
66699A971	NORTHGATE VENTURE PARTNERS III							
	1,725,015.800		1.372208	2,367,080.72	1.239626	2,138,374.44	1.92 1.79	-228,706.28

ASSET ID	ASSET DESCRIPTION		RATE	MATURITY DATE	MKT PRICE			
	UNITS ORIGINAL FACE	LOCAL BASE	UNIT COST UNIT COST	TOTAL COST TOTAL COST	UNIT PRICE UNIT PRICE	MARKET VALUE MARKET VALUE	% CURR % FUND	UNREAL GN/LS UNREAL GN/LS
700998917	PARISH CAPITAL II, L.P.		LIMITED PARTNERSHIP					
	2,817,309.000		1.618513	4,559,850.40	1.089644	3,069,863.85	2.75 2.58	-1,489,986.55
700998982	PARISH CAPITAL 1							
	1,989,842.000		0.533310	1,061,202.91	1.668637	3,320,323.99	2.98 2.79	2,259,121.08
736991910	PORTFOLIO ADVISORS (OFFSHORE)		PRIVATE EQUITY FUND III LP					
	1,344,554.040		1.000000	1,344,554.04	1.454497	1,955,649.82	1.75 1.64	611,095.78
75799B912	RCP FUND II, L.P.		FOCUSED PRIVATE EQUITY INVSTS					
	1,012,222.520		0.912818	923,974.73	2.191700	2,218,488.10	1.99 1.86	1,294,513.37
75799B920	RCP FUND III LP							
	989,893.690		1.424417	1,410,021.37	1.408689	1,394,452.35	1.25 1.17	-15,569.02
77999Z988	RUSSIA PARTNERS II		EPAM FUND B L P					
	322,827.950		1.323072	427,124.76	3.040623	981,598.09	0.88 0.82	554,473.33
782900104	RUSSIA PARTNERS CO.LP		UNIT LTD PARTNERSHIP INT					
	1,605,374.390		0.291938	468,669.30	1.075743	1,726,970.26	1.55 1.45	1,258,300.96
82699C917	SIGULER GUFF DISTRESSED		OPPORTUNITIES FUND II					
	380,460.753		0.586923	223,301.11	3.059247	1,163,923.42	1.04 0.98	940,622.31
82699H999	SIGULER GUFF DISTRESSED OPP		FUND III LP					
	3,220,289.707		1.373816	4,424,086.08	1.473107	4,743,831.31	4.25 3.98	319,745.23
86699M940	SUN CAPITAL ADVISORS V LP		LIMITED PARTNERSHIP					
	1,479,870.000		0.832031	1,231,297.45	1.334317	1,974,615.70	1.77 1.66	743,318.25

US25  
USD

THE SKILLMAN FOUNDATION  
SKILLMAN - PRIVATE EQUITY FUND  
ALPHA ACCOUNT POSITION APPRAISAL

PAGE: 7  
AS-OF DATE: 31DEC12

ASSET ID	ASSET DESCRIPTION		RATE	MATURITY DATE	MKT PRICE			
	UNITS ORIGINAL FACE	LOCAL BASE	UNIT COST UNIT COST	TOTAL COST TOTAL COST	UNIT PRICE UNIT PRICE	MARKET VALUE MARKET VALUE	% CURR % FUND	UNREAL GN/LS UNREAL GN/LS
914KLF906	CRP XIII ANNEX FUND LP							
	2,705,176.000		1.000000	2,705,176.00	0.929296	2,513,909.24	2.25 2.11	-191,266.76
917TWB901	CVE KAUFFMAN FELLOWS			ENDOWMENT FUND I				
	3,130,318.810		0.967340	3,028,082.09	1.152370	3,607,285.49	3.23 3.03	579,203.40
97199Q919	WILSHIRE EURO			PVT MARKET FD				
	393,777.712		3.013336	1,186,584.66	3.825895	1,506,552.18	1.35 1.26	319,967.52
971992946	WILSHIRE			PRIVATE MARKET FUND V SPL WTS				
	205,472.744		0.890949	183,065.78	37.919161	7,791,354.06	6.98 6.54	7,608,288.28
998MPC904	Q BLK CO INVESTMENT FUND II							
	1,284,246.000		1.000000	1,284,246.00	1.868956	2,400,199.27	2.15 2.01	1,115,953.27
-----				-----		-----		-----
	58,484,675.913			76,865,799.69		108,110,935.75	96.87 90.71	31,245,136.06



US26  
USD

THE SKILLMAN FOUNDATION  
SKILLMAN - PRINCIPAL GLOBAL INVESTORS  
ALPHA ACCOUNT POSITION APPRAISAL

PAGE: 1  
AS-OF DATE: 31DEC12

ASSET ID	ASSET DESCRIPTION		RATE	MATURITY DATE	MKT PRICE				
ORIGINAL FACE	UNITS	LOCAL	UNIT COST	TOTAL COST	UNIT PRICE	MARKET VALUE	% CURR	UNREAL GN/LS	
		BASE	UNIT COST	TOTAL COST	UNIT PRICE	MARKET VALUE	% FUND	UNREAL GN/LS	

CASH  
++++

US DOLLAR  
\*\*\*\*\*

EXCHANGE RATE  
\*\*\*\*\*

1.000000000

-0.01	1.000000	-0.01	1.000000	-0.01	0.00	0.00
-0.01		-0.01		-0.01	0.00	0.00
					0.00	

PAGE: 2  
AS-OF DATE: 31DEC12

-----									
ASSET ID		ASSET DESCRIPTION		RATE	MATURITY DATE	MKT PRICE			
-----									
ORIGINAL	UNITS	LOCAL	UNIT COST	TOTAL COST	UNIT PRICE	MARKET VALUE	% CURR	UNREAL GN/LS	
	FACE	BASE	UNIT COST	TOTAL COST	UNIT PRICE	MARKET VALUE	% FUND	UNREAL GN/LS	

CASH EQUIVALENTS  
+++++

US DOLLAR				EXCHANGE RATE		1.00000000
*****				=====		
8611238A8	SSGA FDS		.005	MONEY MARKET FUND		
157,364.09	100.000000		157,364.09	100.000000	157,364.09	1.95
-----			-----		-----	-----
157,364.09			157,364.09		157,364.09	1.95
						1.95
						0.00
						0.00

PAGE: 3  
AS-OF DATE: 31DEC12

ASSET ID	ASSET DESCRIPTION		RATE	MATURITY DATE	MKT PRICE			
	UNITS ORIGINAL FACE	LOCAL BASE	UNIT COST UNIT COST	TOTAL COST TOTAL COST	UNIT PRICE UNIT PRICE	MARKET VALUE MARKET VALUE	% CURR % FUND	UNREAL GN/LS UNREAL GN/LS
EQUITIES +++++++								
US DOLLAR *****							EXCHANGE RATE *****	1.000000000
03748R101	APARTMENT INVT + MGMT CO A		REIT USD.01					
8,380.000		26.215162	219,683.06		27.060000	226,762.80	2.81 2.81	7,079.74
053484101	AVALONBAY COMMUNITIES INC		REIT USD.01					
1,680.000		110.675321	185,934.54		135.590000	227,791.20	2.82 2.82	41,856.66
101121101	BOSTON PROPERTIES INC		REIT USD.01					
4,175.000		92.010386	384,143.36		105.810000	441,756.75	5.47 5.47	57,613.39
12504L109	CBRE GROUP INC A		COMMON STOCK USD.01					
2,300.000		19.978687	45,950.98		19.900000	45,770.00	0.57 0.57	-180.98
133131102	CAMDEN PROPERTY TRUST		REIT USD.01					
3,635.000		61.353752	223,020.89		68.210000	247,943.35	3.07 3.07	24,922.46
13466Y105	CAMPUS CREST COMMUNITIES INC		REIT					
2,429.000		10.100000	24,532.90		12.260000	29,779.54	0.37 0.37	5,246.64
195872106	COLONIAL PROPERTIES TRUST		REIT USD.01					
6,139.000		15.867109	97,408.18		21.370000	131,190.43	1.62 1.62	33,782.25
22025Y407	CORRECTIONS CORP OF AMERICA		COMMON STOCK USD.01					
1,587.000		22.452628	35,632.32		35.470000	56,290.89	0.70 0.70	20,658.57

ASSET ID	ASSET DESCRIPTION		RATE	MATURITY DATE	MKT PRICE			
	UNITS ORIGINAL FACE	LOCAL BASE	UNIT COST UNIT COST	TOTAL COST TOTAL COST	UNIT PRICE UNIT PRICE	MARKET VALUE MARKET VALUE	% CURR % FUND	UNREAL GN/LS UNREAL GN/LS
229663109	CUBESMART			REIT USD.01				
	7,000.000		12.021209	84,148.46	14.570000	101,990.00	1.26 1.26	17,841.54
23317H102	DDR CORP			REIT USD.1				
	12,500.000		14.232242	177,903.03	15.660000	195,750.00	2.42 2.42	17,846.97
253868103	DIGITAL REALTY TRUST INC			REIT USD.01				
	1,540.000		54.543182	83,996.50	67.890000	104,550.60	1.29 1.29	20,554.10
25960P109	DOUGLAS EMMETT INC			REIT USD.01				
	3,740.000		12.474126	46,653.23	23.300000	87,142.00	1.08 1.08	40,488.77
26613Q106	DUPONT FABROS TECHNOLOGY			REIT USD.001				
	3,081.000		23.650036	72,865.76	24.160000	74,436.96	0.92 0.92	1,571.20
26884U109	EPR PROPERTIES			REIT USD.01				
	4,000.000		43.981418	175,925.67	46.110000	184,440.00	2.28 2.28	8,514.33
294752100	EQUITY ONE INC			REIT USD.01				
	4,785.000		19.093103	91,360.50	21.010000	100,532.85	1.24 1.24	9,172.35
29476L107	EQUITY RESIDENTIAL			REIT USD.01				
	5,998.000		50.327886	301,866.66	56.670000	339,906.66	4.21 4.21	38,040.00
297178105	ESSEX PROPERTY TRUST INC			REIT USD.0001				
	976.000		125.839447	122,819.30	146.650000	143,130.40	1.77 1.77	20,311.10
30225T102	EXTRA SPACE STORAGE INC			REIT USD.01				
	4,100.000		24.105400	98,832.14	36.390000	149,199.00	1.85 1.85	50,366.86

ASSET ID	ASSET DESCRIPTION		RATE	MATURITY DATE	MKT PRICE			
UNITS ORIGINAL FACE	LOCAL BASE	UNIT COST UNIT COST	TOTAL COST TOTAL COST	UNIT PRICE UNIT PRICE	MARKET VALUE MARKET VALUE	% CURR % FUND	UNREAL GN/LS UNREAL GN/LS	
313747206 1,906.000	FEDERAL REALTY INVS TRUST	85.750451	REIT USD.01 163,440.36	104.020000	198,262.12	2.45 2.45	34,821.76	
32054K103 14,416.000	FIRST INDUSTRIAL REALTY TR	12.252653	REIT USD.01 176,634.25	14.080000	202,977.28	2.51 2.51	26,343.03	
370023103 10,338.000	GENERAL GROWTH PROPERTIES	16.404334	REIT USD.01 169,588.01	19.850000	205,209.30	2.54 2.54	35,621.29	
40414L109 4,474.000	HCP INC	31.098690	REIT USD1. 139,135.54	45.180000	202,135.32	2.50 2.50	62,999.78	
42217K106 3,214.000	HEALTH CARE REIT INC	50.066385	REIT USD1. 160,913.36	61.290000	196,986.06	2.44 2.44	36,072.70	
44107P104 19,250.000	HOST HOTELS + RESORTS INC	14.695698	REIT USD.01 282,892.19	15.670000	301,647.50	3.73 3.73	18,755.31	
48020Q107 900.000	JONES LANG LASALLE INC	82.805333	COMMON STOCK USD.01 74,524.80	83.940000	75,546.00	0.94 0.94	1,021.20	
70509V100 1,900.000	PEBBLEBROOK HOTEL TRUST	22.987953	REIT USD.01 43,677.11	23.100000	43,890.00	0.54 0.54	212.89	
709102107 7,100.000	PENN REAL ESTATE INVEST TST	16.259925	REIT USD1. 115,445.47	17.640000	125,244.00	1.55 1.55	9,798.53	
74340W103 13,773.000	PROLOGIS INC	33.586883	REIT USD.01 462,592.14	36.490000	502,576.77	6.22 6.22	39,984.63	

ASSET ID	ASSET DESCRIPTION		RATE	MATURITY DATE	MKT PRICE			
	UNITS ORIGINAL FACE	LOCAL BASE	UNIT COST UNIT COST	TOTAL COST TOTAL COST	UNIT PRICE UNIT PRICE	MARKET VALUE MARKET VALUE	% CURR % FUND	UNREAL GN/LS UNREAL GN/LS
74460D109	PUBLIC STORAGE			REIT USD.1				
	2,956.000		120.589509	356,462.59	144.960000	428,501.76	5.30 5.30	72,039.17
751452202	RAMCO GERSHENSON PROPERTIES			REIT USD.01				
	4,909.000		11.485543	56,382.53	13.310000	65,338.79	0.81 0.81	8,956.26
76131V202	RETAIL PROPERTIES OF AME	A		REIT				
	6,050.000		10.902783	65,961.84	11.970000	72,418.50	0.90 0.90	6,456.66
78440X101	SL GREEN REALTY CORP			REIT USD.01				
	2,912.000		46.298204	134,820.37	76.650000	223,204.80	2.76 2.76	88,384.43
804395101	SAUL CENTERS INC			REIT USD.01				
	2,937.000		41.744702	122,604.19	42.790000	125,674.23	1.56 1.56	3,070.04
81721M109	SENIOR HOUSING PROP TRUST			REIT USD.01				
	5,259.000		21.746368	114,364.15	23.640000	124,322.76	1.54 1.54	9,958.61
828806109	SIMON PROPERTY GROUP INC			REIT USD.0001				
	7,798.000		89.646708	699,065.03	158.090000	1,232,785.82	15.26 15.26	533,720.79
86272T106	STRATEGIC HOTELS + RESORTS I			REIT USD.01				
	16,519.000		6.430602	106,227.12	6.400000	105,721.60	1.31 1.31	-505.52
867892101	SUNSTONE HOTEL INVESTORS INC			REIT USD.01				
	6,300.000		10.570073	66,591.46	10.710000	67,473.00	0.84 0.84	881.54
92276F100	VENTAS INC			REIT USD.25				
	3,661.000		41.536878	152,066.51	64.720000	236,939.92	2.93 2.93	84,873.41

PAGE: 7  
AS-OF DATE: 31DEC12

ASSET ID	ASSET DESCRIPTION	RATE	MATURITY DATE	MKT PRICE
	UNITS LOCAL UNIT COST TOTAL COST	UNIT PRICE MARKET VALUE % CURR UNREAL GN/LS		
	ORIGINAL FACE BASE UNIT COST TOTAL COST	UNIT PRICE UNIT PRICE MARKET VALUE % FUND UNREAL GN/LS		
929042109	VORNADO REALTY TRUST	REIT USD.04		
3,700.000	79.266195	293,284.92	80.080000	296,296.00 3.67 3,011.08
				3.67
-----		-----		-----
218,317.000		6,429,351.42		7,921,514.96 98.05 1,492,163.54
				98.05

PAGE: 1  
AS-OF DATE: 31DEC12

UNITS	LOCAL	UNIT COST	TOTAL COST	UNIT PRICE	MARKET VALUE	% CURR	UNREAL GN/LS
ORIGINAL FACE	BASE	UNIT COST	TOTAL COST	UNIT PRICE	MARKET VALUE	% FUND	UNREAL GN/LS

US DOLLAR						EXCHANGE RATE	1.00000000
*****						=====	
8611238A8	SSGA FDS		.005	MONEY MARKET FUND			
316,684.42		100.000000	316,684.42	100.000000	316,684.42	3.85	0.00
-----			-----		-----	-----	-----
316,684.42			316,684.42		316,684.42	3.85	0.00
						3.85	



PAGE: 2  
AS-OF DATE: 31DEC12

ASSET ID		ASSET DESCRIPTION		RATE	MATURITY DATE		MKT PRICE			
UNITS ORIGINAL FACE		LOCAL BASE	UNIT COST UNIT COST	TOTAL COST TOTAL COST		UNIT PRICE UNIT PRICE		MARKET VALUE MARKET VALUE	% CURR % FUND	UNREAL GN/LS UNREAL GN/LS
FIXED INCOME +++++++										
US DOLLAR *****								EXCHANGE RATE *****	1.00000000	
912810FM5	US	TREASURY	N/B	6.250	15MAY30	05/30	6.25			
8,000.00			149.437500	11,955.00			154.625000	12,370.00	0.15 0.15	415.00
912810FP8	US	TREASURY	N/B	5.375	15FEB31	02/31	5.375			
81,000.00			142.125000	115,121.25			142.750000	115,627.50	1.41 1.41	506.25
912810QH4	US	TREASURY	N/B	4.375	15MAY40	05/40	4.375			
161,000.00			138.750000	223,387.50			130.172000	209,576.92	2.55 2.55	-13,810.58
912810QK7	US	TREASURY	N/B	3.875	15AUG40	08/40	3.875			
110,000.00			119.570309	131,527.34			120.188000	132,206.80	1.61 1.61	679.46
912810QN1	US	TREASURY	N/B	4.750	15FEB41	02/41	4.75			
48,000.00			143.570313	68,913.75			137.859000	66,172.32	0.81 0.81	-2,741.43
912810QQ4	US	TREASURY	N/B	4.375	15MAY41	05/41	4.375			
243,000.00			124.857449	303,403.60			130.281000	316,582.83	3.85 3.85	13,179.23
912810QS0	US	TREASURY	N/B	3.750	15AUG41	08/41	3.75			
87,000.00			116.913126	101,714.42			117.531000	102,251.97	1.24 1.24	537.55
912828FQ8	US	TREASURY	N/B	4.875	15AUG16	08/16	4.875			
482,000.00			117.173714	564,777.30			115.750000	557,915.00	6.79 6.79	-6,862.30

US28  
USD

THE SKILLMAN FOUNDATION  
SKILLMAN - JP MORGAN INVT MGMT INC  
ALPHA ACCOUNT POSITION APPRAISAL

PAGE: 3  
AS-OF DATE: 31DEC12

ASSET ID	ASSET DESCRIPTION			RATE	MATURITY DATE	MKT PRICE			
	UNITS ORIGINAL FACE	LOCAL BASE	UNIT COST UNIT COST	TOTAL COST TOTAL COST	UNIT PRICE UNIT PRICE	MARKET VALUE MARKET VALUE	% CURR % FUND	UNREAL GN/LS UNREAL GN/LS	
912828MR8	US TREASURY N/B			2.375 28FEB15 02/15 2.375					
	1,306,000.00		105.650414	1,379,794.41	104.500000	1,364,770.00	16.61 16.61	-15,024.41	
912828PC8	US TREASURY N/B			2.625 15NOV20 11/20 2.625					
	59,000.00		110.468746	65,176.56	109.750000	64,752.50	0.79 0.79	-424.06	
912828RH5	US TREASURY N/B			1.375 30SEP18 09/18 1.375					
	881,000.00		102.542166	903,396.48	102.797000	905,641.57	11.02 11.02	2,245.09	
912828RT9	US TREASURY N/B			1.375 30NOV18 11/18 1.375					
	212,000.00		103.226566	218,840.32	102.656000	217,630.72	2.65 2.65	-1,209.60	
912828SF8	US TREASURY N/B			2.000 15FEB22 02/22 2.					
	136,000.00		104.007816	141,450.63	103.414000	140,643.04	1.71 1.71	-807.59	
912828TL4	US TREASURY N/B			.250 31AUG14 08/14 0.25					
	1,546,000.00		99.960937	1,545,396.09	100.027000	1,546,417.42	18.82 18.82	1,021.33	
912828TY6	US TREASURY N/B			1.625 15NOV22 11/22 1.625					
	389,000.00		100.105080	389,408.76	98.906000	384,744.34	4.68 4.68	-4,664.42	
912828TZ3	US TREASURY N/B			.250 30NOV14 11/14 0.25					
	125,000.00		100.027344	125,034.18	100.004000	125,005.00	1.52 1.52	-29.18	
912828UA6	US TREASURY N/B			.625 30NOV17 11/17 0.625					
	555,000.00		100.030214	555,167.69	99.664000	553,135.20	6.73 6.73	-2,032.49	
912828UB4	US TREASURY N/B			1.000 30NOV19 11/19 1.					
	741,000.00		99.901543	740,270.43	99.031000	733,819.71	8.93 8.93	-6,450.72	

ASSET ID	ASSET DESCRIPTION	RATE	MATURITY DATE	MKT PRICE				
UNITS ORIGINAL FACE	LOCAL BASE	UNIT COST UNIT COST	TOTAL COST TOTAL COST	UNIT PRICE UNIT PRICE	MARKET VALUE MARKET VALUE	% CURR % FUND	UNREAL GN/LS UNREAL GN/LS	
912828UC2	US TREASURY N/B	.250	15DEC15	12/15	0.25			
350,000.00		99.655940	348,795.79	99.703000	348,960.50	4.25	164.71	
						4.25		
-----			-----		-----		-----	
7,520,000.00			7,933,531.50		7,898,223.34	96.15	-35,308.16	
						96.15		

US29  
USD

THE SKILLMAN FOUNDATION  
SKILLMAN - NATURAL RESOURCES  
ALPHA ACCOUNT POSITION APPRAISAL

PAGE: 1  
AS-OF DATE: 31DEC12

ASSET ID		ASSET DESCRIPTION		RATE	MATURITY DATE	MKT PRICE			
UNITS		LOCAL	UNIT COST	TOTAL COST	UNIT PRICE	MARKET VALUE	% CURR	UNREAL GN/LS	
ORIGINAL FACE		BASE	UNIT COST	TOTAL COST	UNIT PRICE	MARKET VALUE	% FUND	UNREAL GN/LS	
CASH									
++++									
US DOLLAR						EXCHANGE RATE		1.000000000	
*****						=====			
193,991.00			1.000000	193,991.00	1.000000	193,991.00	0.51		0.00
-----				-----		-----	----		----
193,991.00				193,991.00		193,991.00	0.51		0.00
							0.51		

US29  
USD

THE SKILLMAN FOUNDATION  
SKILLMAN - NATURAL RESOURCES  
ALPHA ACCOUNT POSITION APPRAISAL

PAGE: 2  
AS-OF DATE: 31DEC12

ASSET ID	ASSET DESCRIPTION			RATE	MATURITY DATE	MKT PRICE		
ORIGINAL FACE	UNITS	LOCAL	UNIT COST	TOTAL COST	UNIT PRICE	MARKET VALUE		UNREAL GN/LS
	BASE	UNIT COST	TOTAL COST			% CURR	% FUND	

CASH EQUIVALENTS  
+++++

US DOLLAR					EXCHANGE RATE		1.000000000
*****					=====		
8611238A8	SSGA FDS			.005	MONEY MARKET FUND		
1,504,379.16		100.000000	1,504,379.16	100.000000	1,504,379.16	3.96	0.00
-----			-----		-----	---	---
1,504,379.16			1,504,379.16		1,504,379.16	3.96	0.00
						3 96	

ASSET ID	ASSET DESCRIPTION		RATE	MATURITY DATE	MKT PRICE			
	UNITS ORIGINAL FACE	LOCAL BASE	UNIT COST UNIT COST	TOTAL COST TOTAL COST	UNIT PRICE UNIT PRICE	MARKET VALUE MARKET VALUE	% CURR % FUND	UNREAL GN/LS UNREAL GN/LS
EQUITIES ++++++								
US DOLLAR *****						EXCHANGE RATE *****		1.000000000
ACIO2L0C0	RED KITE MINE			FINANCE FUND II				
957,890.600		1.000000	957,890.60	1.000000	957,890.60	2.52 2.52		0.00
13499C922	CANAAN NATURAL GAS PTNRS IX			LIMITED PARTNERSHIP				
3,934,693.000		0.700143	2,754,849.06	0.683263	2,688,430.14	7.08 7.08		-66,418.92
138999917	CANAAN NAT. GAS PARALLEL FD X			LIMITED PARTNERSHIP				
1,642,269.000		1.451977	2,384,536.23	0.536259	880,681.53	2.32 2.32		-1,503,854.70
315995969	FIA TIMBER PARTNERS							
4,360,348.310		2.574851	11,227,248.69	1.124645	4,903,843.93	12.92 12.92		-6,323,404.76
37299Q955	GEOLOGIC RESOURCES FUND			A/2				
994.551		1,005.478854	1,000,000.00	2,068.282452	2,057,012.38	5.42 5.42		1,057,012.38
45799T916	ISTITHMAR + SINDICATUM CLIMATE			PARTNERSHIP FEEDER FUND LP				
2,414,548.000		1.000000	2,414,548.00	0.757879	1,829,935.22	4.82 4.82		-584,612.78
48660Q912	KAYNE ANDERSON ENERGY FD IV			LP				
2,757,332.693		1.000000	2,757,332.69	1.731309	4,773,794.91	12.57 12.57		2,016,462.22
48699B928	KAYNE ANDERSON ENERGY FUND III							
880,380.000		0.629008	553,765.68	2.559040	2,252,927.64	5.93 5.93		1,699,161.96

US29  
USD

THE SKILLMAN FOUNDATION  
SKILLMAN - NATURAL RESOURCES  
ALPHA ACCOUNT POSITION APPRAISAL

PAGE: 4  
AS-OF DATE: 31DEC12

ASSET ID	ASSET DESCRIPTION		RATE	MATURITY DATE	MKT PRICE			
	UNITS ORIGINAL FACE	LOCAL BASE	UNIT COST UNIT COST	TOTAL COST TOTAL COST	UNIT PRICE UNIT PRICE	MARKET VALUE MARKET VALUE	% CURR % FUND	UNREAL GN/LS UNREAL GN/LS
58999F966	MERIT ENERGY PARTNERS F II		LP					
	1,965,490.083		1.058413	2,080,299.48	1.034970	2,034,223.27	5.36 5.36	-46,076.21
74899G954	QUANTUM ENERGY PARTNERS IV LP		QUANTUM IV					
	2,359,208.940		1.000000	2,359,208.94	1.333619	3,146,285.87	8.29 8.29	787,076.93
74899Y997	QUANTUM ENERGY PARTNERS V		L P					
	1,657,112.670		1.154644	1,913,375.67	0.842317	1,395,814.17	3.68 3.68	-517,561.50
80899T920	SCHRODER COMMODITY							
	5,000,000.000		0.593002	2,965,010.00	0.771916	3,859,580.00	10.17 10.17	894,570.00
987KC905	BLACKSTONE RESOURCES SLCT OFF		HEDGE FUND					
	5,126.386		1,170.415181	6,000,000.00	1,070.941580	5,490,059.92	14.46 14.46	-509,940.08
	27,935,394.233			39,368,065.04		36,270,479.58	95.53 95.53	-3,097,585.46

ASSET ID	ASSET DESCRIPTION		RATE	MATURITY DATE	MKT PRICE			
	UNITS ORIGINAL FACE	LOCAL BASE	UNIT COST UNIT COST	TOTAL COST TOTAL COST	UNIT PRICE UNIT PRICE	MARKET VALUE MARKET VALUE	% CURR % FUND	UNREAL GN/LS UNREAL GN/LS
CASH								
++++								
BRAZILIAN REAL							EXCHANGE RATE	2.047500000
*****							*****	
	9,738.00		1.000000	9,738.00	1.000000	9,738.00	100.00	0.00
			0.595275	5,796.79	0.488400	4,756.04	27.55	-1,040.75
	-----			-----		-----	-----	-----
	9,738.00			9,738.00		9,738.00	100.00	0.00
				5,796.79		4,756.04	27.55	-1,040.75
POUND STERLING							EXCHANGE RATE	0.615195000
*****							*****	
	0.63		1.000000	0.63	1.000000	0.63	1.32	0.00
			1.555556	0.98	1.625501	1.02	0.01	0.04
	----			----		----	----	----
	0.63			0.63		0.63	1.32	0.00
				0.98		1.02	0.01	0.04
HONG KONG DOLLAR							EXCHANGE RATE	7.750850000
*****							*****	
	73.19		1.000000	73.19	1.000000	73.19	0.96	0.00
			0.128979	9.44	0.129018	9.44	0.05	0.00
	-----			-----		-----	-----	-----
	73.19			73.19		73.19	0.96	0.00
				9.44		9.44	0.05	0.00



PAGE: 2  
AS-OF DATE: 31DEC12

ASSET ID									
ASSET DESCRIPTION									
RATE									
MATURITY DATE									
MKT PRICE									
UNITS									
LOCAL									
UNIT COST									
TOTAL COST									
UNIT PRICE									
MARKET VALUE									
% CURR									
ORIGINAL FACE									
BASE									
UNIT COST									
TOTAL COST									
UNIT PRICE									
MARKET VALUE									
% FUND									
UNREAL GN/LS									
UNREAL GN/LS									

CASH EQUIVALENTS  
+++++

US DOLLAR						EXCHANGE RATE	1.000000000
*****						=====	
8611238A8	SSGA FDS		.005	MONEY MARKET FUND			
11,442.84	100.000000		11,442.84	100.000000	11,442.84	100.00	0.00
-----			-----		-----	-----	-----
11,442.84			11,442.84		11,442.84	100.00	0.00
						66.29	

ASSET ID	ASSET DESCRIPTION			RATE	MATURITY DATE	MKT PRICE			
	UNITS ORIGINAL FACE	LOCAL BASE	UNIT COST UNIT COST	TOTAL COST TOTAL COST		UNIT PRICE UNIT PRICE	MARKET VALUE MARKET VALUE	% CURR % FUND	UNREAL GN/LS UNREAL GN/LS

EQUITIES  
++++++POUND STERLING  
\*\*\*\*\*  
EXCHANGE RATE 0.615195000  
\*\*\*\*\*

040828907	STANDARD CHARTERED PLC	COMMON STOCK USD.5							
3.000	18.983333	56.95	15.735000	47.21	98.68	-9.74			
	30.120000	90.36	25.577256	76.74	0.44	-13.62			
-----		-----		-----	-----	-----			
3.000		56.95		47.21	98.68	-9.74			
		90.36		76.74	0.44	-13.62			

HONG KONG DOLLAR  
\*\*\*\*\*  
EXCHANGE RATE 7.750850000  
\*\*\*\*\*

615816907	HSBC HOLDINGS PLC	COMMON STOCK USD.5							
93.000	76.985484	7,159.65	81.300000	7,560.90	99.04	401.25			
	9.925161	923.04	10.489172	975.49	5.65	52.45			
-----		-----		-----	-----	-----			
93.000		7,159.65		7,560.90	99.04	401.25			
		923.04		975.49	5.65	52.45			

PAGE: 1  
AS-OF DATE: 31DEC12

CASH EQUIVALENTS  
+++++

EXCHANGE RATE	1.000000000
---------------	-------------

8611238A8	SSGA FDS		.005	MONEY MARKET FUND			
417,065.77	100.000000		417,065.77	100.000000	417,065.77	2.04	0.00
-----			-----		-----	-----	-----
417,065.77			417,065.77		417,065.77	2.04	0.00
						1.69	

US31  
USD

THE SKILLMAN FOUNDATION  
SKILLMAN - REAL ESTATE FUND  
ALPHA ACCOUNT POSITION APPRAISAL

PAGE: 2  
AS-OF DATE: 31DEC12

ASSET ID		ASSET DESCRIPTION		RATE	MATURITY DATE	MKT PRICE			
UNITS	LOCAL	UNIT COST	TOTAL COST	UNIT PRICE	MARKET VALUE	% CURR	UNREAL GN/LS		
ORIGINAL FACE	BASE	UNIT COST	TOTAL COST	UNIT PRICE	MARKET VALUE	% FUND	UNREAL GN/LS		

EQUITIES  
++++++

EURO CURRENCY  
\*\*\*\*\*

EXCHANGE RATE 0.758495000  
\*\*\*\*\*

>> JERSEY, C.I.

\*\*\*\*\*

995JYN900	ARMINIUS REAL ESTATE OPP FD	LIMITED PARTNERSHIP					
2,882,129.440	1.000000	2,882,129.44	1.093682	3,152,133.09	100.00	270,003.65	
	1.413745	4,074,596.61	1.441911	4,155,773.06	16.86	81,176.45	
*****		*****		*****	*****	*****	
2,882,129.440		2,882,129.44		3,152,133.09	100.00	270,003.65	
		4,074,596.61		4,155,773.06	16.86	81,176.45	
-----		-----		-----	-----	-----	
2,882,129.440		2,882,129.44		3,152,133.09	100.00	270,003.65	
		4,074,596.61		4,155,773.06	16.86	81,176.45	

US DOLLAR  
\*\*\*\*\*

EXCHANGE RATE 1.000000000  
\*\*\*\*\*

26599D939	DUNE REAL ESTATE PARALLEL FUND	PARALLEL FUND					
4,192,018.517	1.398597	5,862,945.14	0.763676	3,201,343.93	15.62 12.99	-2,661,601.21	
36899F955	GEM VALUE INTERNATIONAL LTD	CLASS B 1 2006 LP					
3,706.563	886.513557	3,285,918.35	1,665.867589	6,174,643.17	30.13 25.05	2,888,724.82	
81499J940	SECURITY CAPITAL PREF GROWTH						
409,648.185	22.112487	9,058,340.20	14.172500	5,805,738.90	28.33 23.56	-3,252,601.30	

US31  
USD

THE SKILLMAN FOUNDATION  
SKILLMAN - REAL ESTATE FUND  
ALPHA ACCOUNT POSITION APPRAISAL

PAGE: 3  
AS-OF DATE: 31DEC12

ASSET ID	ASSET DESCRIPTION			RATE	MATURITY DATE	MKT PRICE		
	UNITS ORIGINAL FACE	LOCAL BASE	UNIT COST UNIT COST	TOTAL COST TOTAL COST	UNIT PRICE UNIT PRICE	MARKET VALUE MARKET VALUE	% CURR % FUND	UNREAL GN/LS UNREAL GN/LS
85299K908	SQUARE MILE PARTNERS III TE LP							
	2,453,481.000		1.000000	2,453,481.00	1.501212	3,683,195.12	17.97 14.94	1,229,714.12
916VTU909	GEM REALTY DESIGNATED							
	455.784		1,000.000088	455,784.04	1,429.254400	651,431.29	3.18 2.64	195,647.25
93999M968	WOODBOURNE SECURITIES FUND LTD			SIDE POCKET				
	145,572.760		1.000000	145,572.76	1.140137	165,972.89	0.81 0.67	20,400.13
97999B997	WOODBURNE REAL EST SEC FD LP			SIDE POCKET				
	336,350.500		3.013398	1,013,557.97	1.164882	391,808.64	1.91 1.59	-621,749.33
	7,541,233.309			22,275,599.46		20,074,133.94	97.96 81.45	-2,201,465.52

PAGE: 1  
AS-OF DATE: 31DEC12

UNITS	LOCAL	UNIT COST	TOTAL COST	UNIT PRICE	MARKET VALUE	% CURR	UNREAL GN/LS
ORIGINAL FACE	BASE	UNIT COST	TOTAL COST	UNIT PRICE	MARKET VALUE	% FUND	UNREAL GN/LS

US DOLLAR  
NNNNNNNNNN

EXCHANGE RATE	1.000000000
-----	

8611238A8	SSGA FDS		.005	MONEY MARKET FUND			
553,761.39		100.000000	553,761.39	100.000000	553,761.39	6.87	0.00
-----			-----		-----	-----	-----
553,761.39			553,761.39		553,761.39	6.87	0.00
						6.87	

SKILLMAN - WORLD ASSET MANG.  
WORLD ASSET MANAGEMENT  
ALPHA ACCOUNT POSITION APPRAISAL

-----											
ASSET ID		ASSET DESCRIPTION		RATE		MATURITY DATE		MKT PRICE			
-----											
UNITS		LOCAL	UNIT COST	TOTAL COST		UNIT PRICE		MARKET VALUE		% CURR	UNREAL GN/LS
ORIGINAL FACE		BASE	UNIT COST	TOTAL COST		UNIT PRICE		MARKET VALUE		% FUND	UNREAL GN/LS

US DOLLAR						EXCHANGE RATE	1.000000000
*****						*****	
ACI00J722	COMMERCIA	LARGE CAP INDEX NL	MUTUAL FUND				
43,917.850		180.085158	7,908,952.97	170.994559	7,509,713.39	93.13	-399,239.58
						93.13	
-----			-----		-----		-----
43,917.850			7,908,952.97		7,509,713.39	93.13	-399,239.58
						93.13	

US33  
USD

THE SKILLMAN FOUNDATION  
STW FIXED INCOME MANAGEMENT  
ALPHA ACCOUNT POSITION APPRAISAL

PAGE: 1  
AS-OF DATE: 31DEC12

ASSET ID		ASSET DESCRIPTION		RATE	MATURITY DATE	MKT PRICE			
UNITS	LOCAL	UNIT COST		TOTAL COST	UNIT PRICE	MARKET VALUE	% CURR	UNREAL GN/LS	
ORIGINAL FACE	BASE	UNIT COST		TOTAL COST	UNIT PRICE	MARKET VALUE	% FUND	UNREAL GN/LS	
				CASH					
				++++					
US DOLLAR						EXCHANGE RATE		1.000000000	
*****						*****			
	0.01		1.000000	0.01	1.000000	0.01	0.00		0.00
	----			----		----	----		----
	0.01			0.01		0.01	0.00		0.00
							0.00		



THE SKILLMAN FOUNDATION  
STW FIXED INCOME MANAGEMENT  
ALPHA ACCOUNT POSITION APPRAISAL

ASSET ID	ASSET DESCRIPTION			RATE	MATURITY DATE	MKT PRICE			
	UNITS	LOCAL	UNIT COST	TOTAL COST	UNIT PRICE	MARKET VALUE	% CURR	UNREAL GN/LS	
	ORIGINAL FACE	BASE	UNIT COST	TOTAL COST	UNIT PRICE	MARKET VALUE	% FUND	UNREAL GN/LS	

US DOLLAR					EXCHANGE RATE	1.000000000
*****					*****	
8611238A8	SSGA FDS		.005	MONEY MARKET FUND		
117,412.69		100.000000	117,412.69	100.000000	117,412.69	0.57
-----			-----		-----	-----
117,412.69			117,412.69		117,412.69	0.57
						0.57

ASSET ID	ASSET DESCRIPTION		RATE	MATURITY DATE	MKT PRICE			
	UNITS ORIGINAL FACE	LOCAL BASE	UNIT COST UNIT COST	TOTAL COST TOTAL COST	UNIT PRICE UNIT PRICE	MARKET VALUE MARKET VALUE	% CURR % FUND	UNREAL GN/LS UNREAL GN/LS
FIXED INCOME +++++								
US DOLLAR *****							EXCHANGE RATE *****	1.000000000
001055AE2	AFLAC INC			3.450 15AUG15 SR UNSECURED 08/15 3.45				
	529,000.00		101.696321	537,973.54	106.711000	564,501.19	2.76 2.76	26,527.65
00206RAV4	AT+T INC			2.500 15AUG15 SR UNSECURED 08/15 2.5				
	615,000.00		100.643268	618,956.10	104.258000	641,186.70	3.14 3.14	22,230.60
00287YAE9	ABBVIE INC			1.071 06NOV15 COMPANY GUAR 144A 11/15 VAR				
	289,000.00		100.000000	289,000.00	101.154000	292,335.06	1.43 1.43	3,335.06
013817AU5	ALCOA INC			6.150 15AUG20 SR UNSECURED 08/20 6.15				
	500,000.00		104.072000	520,360.00	109.214000	546,070.00	2.67 2.67	25,710.00
02209SAK9	ALTRIA GROUP INC			4.125 11SEP15 COMPANY GUAR 09/15 4.125				
	500,000.00		104.028000	520,140.00	108.545000	542,725.00	2.66 2.66	22,585.00
0258MODE6	AMERICAN EXPRESS CREDIT			1.750 12JUN15 SR UNSECURED 06/15 1.75				
	466,000.00		102.104000	475,804.64	102.094000	475,758.04	2.33 2.33	-46.60
034863AF7	ANGLO AMERICAN CAPITAL			2.625 27SEP17 COMPANY GUAR 144A 09/17 2.625				
	200,000.00		99.949000	199,898.00	102.053000	204,106.00	1.00 1.00	4,208.00
05530QAE0	BAT INTL FINANCE PLC			2.125 07JUN17 COMPANY GUAR 144A 06/17 2.125				
	97,000.00		99.844000	96,848.68	102.466000	99,392.02	0.49 0.49	2,543.34

PAGE: 4  
AS-OF DATE: 31DEC12

ASSET ID	ASSET DESCRIPTION		RATE	MATURITY DATE	MKT PRICE				
	UNITS ORIGINAL FACE	LOCAL BASE	UNIT COST UNIT COST	TOTAL COST TOTAL COST	UNIT PRICE UNIT PRICE	MARKET VALUE MARKET VALUE	% CURR % FUND	UNREAL GN/LS UNREAL GN/LS	
05531FAG8	BB+T CORPORATION			3.200 15MAR16 SR UNSECURED 03/16 3.2					
	285,000.00		99.861000	284,603.85	106.435000	303,339.75	1.49 1.49	18,735.90	
055451AG3	BHP BILLITON FIN USA LTD			5.500 01APR14 COMPANY GUAR 04/14 5.5					
	500,000.00		100.904000	504,520.00	106.219000	531,095.00	2.60 2.60	26,575.00	
05607MAA5	HEATHROW FUNDING LTD			4.875 15JUL21 SR SECURED 144A 07/23 4.875					
	257,000.00		99.190000	254,918.30	108.942000	279,980.94	1.37 1.37	25,062.64	
05607XAA1	HEATHROW FUNDING LTD			2.500 25JUN15 SR SECURED 144A 06/17 2.5					
	200,000.00		99.928000	199,856.00	103.286000	206,572.00	1.01 1.01	6,716.00	
060505DP6	BANK OF AMERICA CORP			5.750 01DEC17 SR UNSECURED 12/17 5.75					
	600,000.00		106.505000	639,030.00	116.559000	699,354.00	3.42 3.42	60,324.00	
06739GBB4	BARCLAYS BANK PLC			3.900 07APR15 SR UNSECURED 04/15 3.9					
	340,000.00		99.995000	339,983.00	106.048000	360,563.20	1.77 1.77	20,580.20	
067901AF5	BARRICK GOLD CORP			2.900 30MAY16 SR UNSECURED 05/16 2.9					
	200,000.00		102.815000	205,630.00	104.920000	209,840.00	1.03 1.03	4,210.00	
06849VAB9	BARRICK GOLD FINANCE CO			4.875 15NOV14 COMPANY GUAR 11/14 4.875					
	90,000.00		109.702000	98,731.80	106.664000	95,997.60	0.47 0.47	-2,734.20	
13063A5B6	CALIFORNIA ST			5.250 01APR14 CAS 04/14 FIXED 5.25					
	495,000.00		104.190000	515,740.50	105.422000	521,838.90	2.55 2.55	6,098.40	
172967FA4	CITIGROUP INC			6.010 15JAN15 SR UNSECURED 01/15 6.01					
	458,000.00		110.242000	504,908.36	109.271000	500,461.18	2.45 2.45	-4,447.18	

ASSET ID	ASSET DESCRIPTION		RATE	MATURITY DATE	MKT PRICE				
	UNITS	LOCAL	UNIT COST						
	ORIGINAL	FACE	BASE	UNIT COST	TOTAL COST	UNIT PRICE	MARKET VALUE	% CURR	UNREAL GN/LS
				UNIT COST	TOTAL COST	UNIT PRICE	MARKET VALUE	% FUND	UNREAL GN/LS
172967FT3	CITIGROUP INC				4.500	14JAN22 SR UNSECURED 01/22	4.5		
	100,000.00		110.737000		110,737.00	111.570000	111,570.00	0.55	833.00
								0.55	
17305EDE2	CITIBANK CREDIT CARD ISSUANCE				5.300	15MAR18 CCCIT 2006 A3 A3			
	610,000.00		115.132811		702,310.15	114.749700	699,973.17	3.43	-2,336.98
	610,000.00							3.43	
21686CAD2	RABOBANK NEDERLAND				3.375	19JAN17 BANK GUARANT 01/17	3.375		
	323,000.00		103.324950		333,739.59	107.429000	346,995.67	1.70	13,256.08
								1.70	
22160KAD7	COSTCO WHOLESALE CORP				.650	07DEC15 SR UNSECURED 12/15	0.65		
	136,000.00		99.881000		135,838.16	100.055000	136,074.80	0.67	236.64
								0.67	
25156PAP8	DEUTSCHE TELEKOM INT FIN				3.125	11APR16 COMPANY GUAR 144A 04/16	3.125		
	150,000.00		102.614000		153,921.00	105.774000	158,661.00	0.78	4,740.00
								0.78	
254683AT2	DISCOVER CARD MASTER TRUST I				.810	15AUG17 DCENT 2012 A1 A1			
	200,000.00		99.977320		199,954.64	100.754200	201,508.40	0.99	1,553.76
	200,000.00							0.99	
29268BAD3	ENEL FINANCE INTL NV				3.875	07OCT14 COMPANY GUAR 144A 10/14	3.875		
	374,000.00		100.186000		374,695.64	102.961000	385,074.14	1.89	10,378.50
								1.89	
298785FV3	EUROPEAN INVESTMENT BANK				1.125	15APR15 SR UNSECURED 04/15	1.125		
	201,000.00		99.973000		200,945.73	101.690000	204,396.90	1.00	3,451.17
								1.00	
34529GAG0	FORD CREDIT AUTO OWNER TRUST				2.980	15AUG14 FORDO 2009 D A4			
	392,902.16		99.983571		392,837.61	100.771300	395,932.61	1.94	3,095.00
	588,000.00							1.94	
36159JCS8	GE CAPITAL CREDIT CARD MASTER				1.030	15JAN18 GEMNT 2012 1 A			
	200,000.00		99.991840		199,983.68	101.021100	202,042.20	0.99	2,058.52
	200,000.00							0.99	

ASSET ID	ASSET DESCRIPTION	RATE	MATURITY DATE	MKT PRICE				
UNITS ORIGINAL FACE	LOCAL BASE	UNIT COST UNIT COST	TOTAL COST TOTAL COST	UNIT PRICE UNIT PRICE	MARKET VALUE MARKET VALUE	% CURR % FUND	UNREAL GN/LS UNREAL GN/LS	
36962GK94	GENERAL ELEC CAP CORP	.568	15SEP14	SR UNSECURED 09/14 VAR				
105,000.00		94.363000	99,081.15	99.880000	104,874.00	0.51 0.51	5,792.85	
36962G5D2	GENERAL ELEC CAP CORP	1.180	09MAY16	SR UNSECURED 05/16 VAR				
294,000.00		100.000000	294,000.00	100.127000	294,373.38	1.44 1.44	373.38	
40429CFR8	HSBC FINANCE CORP	.740	01JUN16	SR UNSECURED 06/16 VAR				
164,000.00		96.312000	157,951.68	97.143000	159,314.52	0.78 0.78	1,362.84	
40429CFV9	HSBC FINANCE CORP	.590	15JAN14	SR UNSECURED 01/14 VAR				
400,000.00		95.980000	383,920.00	99.695000	398,780.00	1.95 1.95	14,860.00	
428236BF9	HEWLETT PACKARD CO	3.750	01DEC20	SR UNSECURED 12/20 3.75				
154,000.00		93.684000	144,273.36	96.890000	149,210.60	0.73 0.73	4,937.24	
428236BK8	HEWLETT PACKARD CO	1.550	30MAY14	SR UNSECURED 05/14 1.55				
110,000.00		99.333000	109,266.30	99.776000	109,753.60	0.54 0.54	487.30	
428236BP7	HEWLETT PACKARD CO	3.000	15SEP16	SR UNSECURED 09/16 3.				
313,000.00		99.784000	312,323.92	100.640000	315,003.20	1.54 1.54	2,679.28	
46625HJD3	JPMORGAN CHASE + CO	4.500	24JAN22	SR UNSECURED 01/22 4.5				
575,000.00		113.511000	652,688.25	113.124000	650,463.00	3.18 3.18	-2,225.25	
500472AB1	PHILIPS ELECTRONICS NV	5.750	11MAR18	SR UNSECURED 03/18 5.75				
220,000.00		117.282000	258,020.40	120.483000	265,062.60	1.30 1.30	7,042.20	
50075NBB9	MONDELEZ INTERNATIONAL	4.125	09FEB16	SR UNSECURED 02/16 4.125				
350,000.00		104.892000	367,122.00	108.951000	381,328.50	1.87 1.87	14,206.50	

ASSET ID	ASSET DESCRIPTION		RATE	MATURITY DATE	MKT PRICE				
	UNITS ORIGINAL FACE	LOCAL BASE	UNIT COST UNIT COST	TOTAL COST TOTAL COST	UNIT PRICE UNIT PRICE	MARKET VALUE MARKET VALUE	% CURR % FUND	UNREAL GN/LS UNREAL GN/LS	
59156RAT5	METLIFE INC			7.717	15FEB19 SR UNSECURED 02/19	7.717			
	450,000.00		131.071000	589,819.50	131.101000	589,954.50	2.89 2.89		135.00
615369AA3	MOODY S CORPORATION			5.500	01SEP20 SR UNSECURED 09/20	5.5			
	100,000.00		104.681000	104,681.00	111.512000	111,512.00	0.55 0.55		6,831.00
693476BM4	PNC FUNDING CORP			2.700	19SEP16 BANK GUARANT 09/16	2.7			
	58,000.00		99.879000	57,929.82	105.652000	61,278.16	0.30 0.30		3,348.34
70659PAB7	PENARTH MASTER ISSUER			.859	18JUL13 PENAR 2011 1A A1 144A				
	600,000.00		100.052083	600,312.50	100.128280	600,769.68	2.94 2.94		457.18
718172AG4	PHILIP MORRIS INTL INC			6.875	17MAR14 SR UNSECURED 03/14	6.875			
	560,000.00		109.828964	615,042.20	107.676000	602,985.60	2.95 2.95		-12,056.60
74432NAA0	PRUDENTIAL COVERED TRUST			2.997	30SEP15 SECURED 144A 09/15	2.997			
	152,000.00		100.000000	152,000.00	103.701000	157,625.52	0.77 0.77		5,625.52
767201AF3	RIO TINTO FIN USA LTD			8.950	01MAY14 COMPANY GUAR 05/14	8.95			
	85,000.00		120.619000	102,526.15	110.572000	93,986.20	0.46 0.46		-8,539.95
780099CC9	ROYAL BK SCOTLND GRP PLC			2.550	18SEP15 SR UNSECURED 09/15	2.55			
	122,000.00		99.943000	121,930.46	102.341000	124,856.02	0.61 0.61		2,925.56
78010XAG6	ROYAL BK OF SCOTLAND PLC			3.950	21SEP15 BANK GUARANT 09/15	3.95			
	275,000.00		99.793000	274,430.75	106.184000	292,006.00	1.43 1.43		17,575.25
802815AT7	SANTANDER US DEBT SA UNI			3.781	07OCT15 BANK GUARANT 144A 10/15	3.781			
	100,000.00		99.411000	99,411.00	100.569000	100,569.00	0.49 0.49		1,158.00

THE SKILLMAN FOUNDATION  
STW FIXED INCOME MANAGEMENT  
ALPHA ACCOUNT POSITION APPRAISAL

ASSET ID	ASSET DESCRIPTION	RATE	MATURITY DATE	MKT PRICE				
UNITS ORIGINAL FACE	LOCAL BASE	UNIT COST UNIT COST	TOTAL COST TOTAL COST	UNIT PRICE UNIT PRICE	MARKET VALUE MARKET VALUE	% CURR % FUND	UNREAL GN/LS UNREAL GN/LS	
816851AR0	SEMPRA ENERGY		1.068 15MAR14	SR UNSECURED 03/14 VAR				
165,000.00		100.000000	165,000.00	100.525000	165,866.25	0.81 0.81	866.25	
853254AG5	STANDARD CHARTERED PLC		3.200 12MAY16	SR UNSECURED 144A 05/16 3.2				
400,000.00		99.826000	399,304.00	105.151000	420,604.00	2.06 2.06	21,300.00	
85771PAH5	STATOIL ASA		1.200 17JAN18	COMPANY GUAR 01/18 1.2				
147,000.00		99.885000	146,830.95	100.018000	147,026.46	0.72 0.72	195.51	
87927VAQ1	TELECOM ITALIA CAPITAL		5.250 01OCT15	COMPANY GUAR 10/15 5.25				
350,000.00		102.469000	358,641.50	106.400000	372,400.00	1.82 1.82	13,758.50	
87938WAM5	TELEFONICA EMISIONES SAU		5.134 27APR20	COMPANY GUAR 04/20 5.134				
300,000.00		97.177000	291,531.00	105.125000	315,375.00	1.54 1.54	23,844.00	
88732JAK4	TIME WARNER CABLE INC		6.200 01JUL13	COMPANY GUAR 07/13 6.2				
500,000.00		109.539500	547,697.50	102.745000	513,725.00	2.52 2.52	-33,972.50	
89114QAB4	TORONTO DOMINION BANK		2.500 14JUL16	SR UNSECURED 07/16 2.5				
597,000.00		102.071353	609,365.98	105.205000	628,073.85	3.08 3.08	18,707.87	
913017BU2	UNITED TECHNOLOGIES CORP		1.800 01JUN17	SR UNSECURED 06/17 1.8				
91,000.00		99.914000	90,921.74	102.936000	93,671.76	0.46 0.46	2,750.02	
91324PBS0	UNITEDHEALTH GROUP INC		1.875 15NOV16	SR UNSECURED 11/16 1.875				
550,000.00		102.087000	561,478.50	102.979000	566,384.50	2.77 2.77	4,906.00	
92343VBH6	VERIZON COMMUNICATIONS		.700 02NOV15	SR UNSECURED 11/15 0.7				
110,000.00		99.982000	109,980.20	100.025000	110,027.50	0.54 0.54	47.30	

US33  
USD

THE SKILLMAN FOUNDATION  
STW FIXED INCOME MANAGEMENT  
ALPHA ACCOUNT POSITION APPRAISAL

PAGE: 9  
AS-OF DATE: 31DEC12

ASSET ID	ASSET DESCRIPTION	RATE	MATURITY DATE	MKT PRICE				
UNITS ORIGINAL FACE	LOCAL BASE	UNIT COST UNIT COST	TOTAL COST TOTAL COST	UNIT PRICE UNIT PRICE	MARKET VALUE MARKET VALUE	% CURR % FUND	UNREAL GN/LS UNREAL GN/LS	
92857WAU4	VODAFONE GROUP PLC	3.375	24NOV15	SR UNSECURED 11/15	3.375			
550,000.00		107.404000	590,722.00	107.045000	588,747.50	2.88	-1,974.50	
						2.88		
92976WBH8	WACHOVIA CORP	5.750	01FEB18	SR UNSECURED 02/18	5.75			
400,000.00		119.997500	479,990.00	119.804000	479,216.00	2.35	-774.00	
						2.35		
931422AF6	WALGREEN CO	.809	13MAR14	SR UNSECURED 03/14	VAR			
184,000.00		100.000000	184,000.00	100.137000	184,252.08	0.90	252.08	
						0.90		
959802AJ8	WESTERN UNION CO/THE	6.500	26FEB14	SR UNSECURED 02/14	6.5			
100,000.00		101.209000	101,209.00	106.136000	106,136.00	0.52	4,927.00	
						0.52		
98417EAD2	XSTRATA FINANCE CANADA	2.850	10NOV14	COMPANY GUAR 144A 11/14	2.85			
131,000.00		99.906000	130,876.86	102.640000	134,458.40	0.66	3,581.54	
						0.66		
-----			-----		-----	-----	-----	
19,069,902.16			19,876,145.64		20,307,015.85	99.43	430,870.21	
2,198,000.00						99.43		



THE SKILLMAN FOUNDATION (TAX I.D.#38-1675780)  
**FORM 990-PF - CALENDAR YEAR 2012**

**SUMMARY OF SCHEDULE OF GAINS AND LOSSES**  
**PART IV - LINE 1**

Portfolio Name	Cost	Proceeds	Gain/Loss
US 08	43,949,540	45,214,738	1,265,198
US 24	38,190,046	42,782,244	837,329
US 25	12,245,244	14,316,546	2,071,302
US 26	4,111,004	4,948,333	4,592,198
US 28	30,119,810	30,351,955	232,145
US 29	4,057,260	4,645,346	588,086
US 30	-375	-375	0
US 32	6,232,563	6,000,000	(232,563)
US 33	10,475,412	10,731,986	256,574
<b>NET FOUNDATION</b>			
<b>GAIN/LOSS</b>	<b>149,380,504</b>	<b>158,990,773</b>	<b>9,610,269</b>
		<b>K-1 Gain:</b>	<b>12,609,451</b>
<b>Partnership Gain from K-1s:</b>		<b>Total Capital</b>	
ACL	-272,943	<b>Gain/Loss:</b>	<b>22,219,720</b>
AG Super Fund	19,111		
Axom Asia	305,903		
Axom Asia II	1,804		
Canaan VIII L P	396,567		
Canyon-Agassi Charter School	0		
CRP Annex Fund	177		
CVE Kauffman	326,530		
Dune Real Estate Parallel	11,335		
Dune Parallel AIV	0		
DW Health Care	-319,577		
European Stra P II A	191,039		
European Stra P 2006 B	92,752		
FIA Timber Partners, LP	9,635		
Harbourvest (buyout)	314,912		
Harbourvest (mezzanine)	110,174		
Harbourvest (venture)	1,120,436		
Independent Franchise Partners	1,160,606		
Institutional Venture XII	1,102,792		
Institutional Venture XIII	176,441		
Invention Development Fund I	0		
Kayne Anderson III	-12,815		
Kayne Anderson IV	9,787		
Lazard Global Discounted Assets	439,800		
Ment Energy Partners	0		
Mount Kelleff Capital II	-2,948		
Northgate Private Equity	478,192		
Northgate Venture partners	161,703		
Pershing Square L P	-43,392		
Pinebidge PEP III Direct	79,585		
Pinebidge PEP III Venture	349,359		
Q-Bik Co-Investment Fund II, L P	3,065		
Quantum Energy Partners IV	27,860		
Quantum Energy Partners V	0		
RCP Fund II	287,613		
RCP Fund III	221,862		
Russian Partners Co LP	0		
Russian Partners II EPAM	77,674		
Schroder Commodity	-12,161		
Securty Capital	5,246		
Siguler Guff II	167,903		
Siguler Guff III	123,729		
Square Mile Partners	532,610		
Stepstone Pioneer Capital I, L P	346,420		
Stepstone Pioneer Capital II, L P	200,063		
Stepstone Pioneer Capital Europe I	34,943		
Sun Capital Partners	-839		
Wellington Trust Emerging	200,364		
Wellington Trust Select	485,971		
Wellington Trust Total	164,870		
Wilshire Private	3,311,481		
Wilshire European	214,641		
Woodbourne Real Estate	9,171		
Total Gain from K-1s	12,609,451		

**Part IV 1 (e):**  
**TOTAL Proceeds and Gain from K-1s:**

**171,600,224.00**

ASSET ID	SECURITY DESCRIPTION	MAT DATE	MAT RATE	TRD DT	STL DT	SELL RATE	NET SECTY GN/LS
SH SELL/BTC	LOT LOCAL PRINCIPAL NET	LOCAL COST	LOCAL SECTY GN/LS				
	SHARES/PAR BASE PRINCIPAL NET	BASE COST	BASE SECTY GN/LS				NET BAS SECTY GN/LS
		* * * I D C O S T	F U N D * * *				

EQUITY

		** US DOLLAR **					
ACI00QGP5	WELLINGTON GLOBAL SELECT	CAPITAL APPRECIATION FUND	01MAY12	01MAY12	1.000000		
	572 22,527.27	23,112.66	-585.39		.00		-585.39
	2,018.573						
	631 21,989.31	23,618.91	-1,629.60	01AUG12	01AUG12	1.000000	-1,629.60
	2,062.787					.00	
	674 22,483.00	23,129.41	-646.41	01NOV12	01NOV12	1.000000	-646.41
	2,020.036					.00	
ACI00QGP5	TOTAL	66,999.58	69,860.98	-2,861.40 L		.00	-2,861.40 L
ACI008JH0	WTC CTF EMGNG MKTS LOCAL EQU	MUTUAL FUND	31JAN12	31JAN12	1.000000		
	489 22,735.73	22,987.88	-252.15		.00		-252.15
	2,101.269						
	555 24,982.79	23,807.64	1,175.15	30APR12	30APR12	1.000000	1,175.15
	2,176.201					.00	
	610 23,969.56	24,280.28	-310.72	31JUL12	31JUL12	1.000000	-310.72
	2,219.404					.00	
	658 24,490.03	22,938.43	1,551.60	31OCT12	31OCT12	1.000000	1,551.60
	2,096.749					.00	
ACI008JH0	TOTAL	96,178.11	94,014.23	2,163.88 L		.00	2,163.88 L
ACI009DZ4	IND FRANCHISE PTNRS GLOB EQTY	LIMITED PARTNERSHIP	21FEB12	21FEB12	1.000000		
	517 4,992,500.00	4,228,015.95	764,484.05		.00		764,484.05
	422,801.595						
	CXL 517 -4,992,500.00	-4,228,015.95	-764,484.05	21FEB12	21FEB12	1.000000	-764,484.05
	-422,801.595					.00	

THE SKILLMAN FOUNDATION  
SKILLMAN - SKILLMAN FUND ACCOUNT  
SUMMARY REALIZED GAIN/LOSS REPORT  
JANUARY 1, 2012 TO DECEMBER 31, 2012

ASSET ID	SECURITY DESCRIPTION	MAT DATE	MAT RATE	TRD DT	STL DT	SELL RATE	NET SECTY GN/LS
SH SELL/BTC	LOT LOCAL PRINCIPAL NET	LOCAL COST	LOCAL SECTY GN/LS				
	SHARES/PAR BASE PRINCIPAL NET	BASE COST	BASE SECTY GN/LS				
		* * * I D C O S T	F U N D * * *				
ACI009D24	TOTAL						
	.00	.00	.00 L			.00	.00 L
ACI01BU48	WELLINGTON CTF GLOB TOTAL RETU	WELLINGTON CTF GLOBAL TOTAL RE	31JUL12	31JUL12	1.000000		
	609 2,248.87	2,221.85	27.02		.00		27.02
	207.844						
	655 2,281.46	2,227.29	31OCT12	31OCT12	1.000000		
	208.353		54.17		.00		54.17
ACI01BU48	TOTAL						
	4,530.33	4,449.14	81.19 L		.00		81.19 L
ACI01H857	LAZARD GLOBAL DISCOUNTED	MUTUAL FUND	01NOV12	01NOV12	1.000000		
	686 20,756.25	19,987.50	768.75		.00		768.75
	2,186.706						
	685 20,756.25	19,987.50	30NOV12	30NOV12	1.000000		
	2,186.706		768.75		.00		768.75
	CXL 685 -20,756.25	-19,987.50	30NOV12	30NOV12	1.000000		
	-2,186.706		-768.75		.00		-768.75
ACI01H857	TOTAL						
	20,756.25	19,987.50	768.75 L		.00		768.75 L
233203421	DFA EMERGING MARKETS CORE EQUI	DFA EMERG MKTS CORE EQUITY	29MAR12	29MAR12	1.000000		
	538 3,000,000.00	2,775,983.85	224,016.15		.00		224,016.15
	151,362.260						
72201M487	PIMCO UNCONSTRAINED BOND FUND	PIMCO UNCONSTRAINED BOND INS	30MAR12	02APR12	1.000000		
	532 17,000,000.00	16,813,337.14	186,662.86		.00		186,662.86
	1,539,855.072						
	593 4,781,797.30	4,667,685.07	25JUN12	25JUN12	1.000000		
	421,303.727		114,112.23		.00		114,112.23

THE SKILLMAN FOUNDATION  
SKILLMAN - SKILLMAN FUND ACCOUNT  
SUMMARY REALIZED GAIN/LOSS REPORT  
JANUARY 1, 2012 TO DECEMBER 31, 2012

ASSET ID	SECURITY DESCRIPTION	MAT DATE	MAT RATE	TRD DT	STL DT	SELL RATE	NET SECTY GN/LS
SH SELL/BTC	LOT LOCAL PRINCIPAL NET	LOCAL COST	LOCAL SECTY GN/LS				
SHARES/PAR	BASE PRINCIPAL NET	BASE COST	BASE SECTY GN/LS				
		* * * I D C O S T F U N D * * *					
72201M487	TOTAL						
	21,781,797.30	21,481,022.21	300,775.09 L			.00	300,775.09 L
746992962	QB ALPHA TRANSPORT TRUST			02FEB12	03FEB12	1.000000	
	494 114,793.16	108,490.99	6,302.17			.00	6,302.17
	102.116						
				02FEB12	03FEB12	1.000000	
	495 6,553.11	5,755.18	797.93			.00	797.93
	5.417						
				01MAY12	30MAY12	1.000000	
	577 5,157.54	4,612.00	545.54			.00	545.54
	4.341						
				01MAY12	30MAY12	1.000000	
	578 6,553.11	6,050.53	502.58			.00	502.58
	5.695						
				01MAY12	30MAY12	1.000000	
	579 94,704.63	91,700.36	3,004.27			.00	3,004.27
	86.312						
				29JUN12	29JUN12	1.000000	
	599 1,623.27	1,563.90	59.37			.00	59.37
	1.472						
				07SEP12	07SEP12	1.000000	
	647 111,923.33	106,807.04	5,116.29			.00	5,116.29
	100.531						
				30NOV12	30NOV12	1.000000	
	682 97,514.19	90,354.27	7,159.92			.00	7,159.92
	85.045						
				30NOV12	30NOV12	1.000000	
CXL	682 -97,514.19	-90,354.27	-7,159.92			.00	-7,159.92
	-85.045						
				30NOV12	30NOV12	1.000000	
	683 98,296.70	91,022.53	7,274.17			.00	7,274.17
	85.674						
				30NOV12	30NOV12	1.000000	
CXL	683 -98,296.70	-91,022.53	-7,274.17			.00	-7,274.17
	-85.674						
				30NOV12	30NOV12	1.000000	

US08  
USD

ANNUAL

THE SKILLMAN FOUNDATION  
SKILLMAN - SKILLMAN FUND ACCOUNT  
SUMMARY REALIZED GAIN/LOSS REPORT  
JANUARY 1, 2012 TO DECEMBER 31, 2012

PAGE: 4  
AS-OF DATE: 31DEC12

ASSET ID	SECURITY DESCRIPTION	MAT DATE	MAT RATE	TRD DT	STL DT	SELL RATE	NET SECTY GN/LS
SH SELL/BTC	LOT LOCAL PRINCIPAL NET	LOCAL COST	LOCAL SECTY GN/LS				
SHARES/PAR	BASE PRINCIPAL NET	BASE COST	BASE SECTY GN/LS				
		* * * I D C O S T	F U N D * * *				
684	97,574.19	90,354.27	7,219.92			.00	7,219.92
85.045							
				30NOV12	30NOV12	1.000000	
CXL 684	-97,574.19	-90,354.27	-7,219.92			.00	-7,219.92
-85.045							
				30NOV12	30NOV12	1.000000	
711	97,574.19	93,512.87	4,061.32			.00	4,061.32
88.018							
				30NOV12	30NOV12	1.000000	
712	98,296.70	70,923.50	27,373.20			.00	27,373.20
66.756							
74699Z962	TOTAL						
-----	537,179.04	489,416.37	47,762.67 L			.00	47,762.67 L
USD TOTAL							
-----	25,507,440.61	24,934,734.28	572,706.33 L			.00	572,706.33 L
EQUITY TOTAL							
-----	25,507,440.61	24,934,734.28	572,706.33 L			.00	572,706.33 L

US15  
USD

ANNUAL

THE SKILLMAN FOUNDATION  
SKILLMAN - EAGLE ASSET MANAGEMENT  
SUMMARY REALIZED GAIN/LOSS REPORT  
JANUARY 1, 2012 TO DECEMBER 31, 2012

PAGE: 1  
AS-OF DATE: 31DEC12

ASSET ID	SECURITY DESCRIPTION	MAT DATE	MAT RATE	TRD DT	STL DT	SELL RATE	NET SECTY GN/LS
SH SELL/BTC	LOT LOCAL PRINCIPAL NET	LOCAL COST	LOCAL SECTY GN/LS				
SHARES/PAR	BASE PRINCIPAL NET	BASE COST	BASE SECTY GN/LS				
		A V E R A G E	F U N D				

FOREIGN CASH

** INTERNATIONAL **		EURO CURRENCY					
EUR	EURO CURRENCY			01FEB12	01FEB12	0.763446	
	048	65,275.23	65,275.23	.00			.00
	65,275.230	85,500.76	86,150.20	.00		-649.44	-649.44
	050	19,751.00	19,751.00	.00	03FEB12	0.759595	.00
	19,751.000	26,001.99	25,917.26	.00		84.73	84.73
	052	144,000.00	144,000.00	.00	27FEB12	0.741878	.00
	144,000.000	194,101.92	192,888.06	.00		1,213.86	1,213.86
	055	13,069.31	13,069.31	.00	17APR12	0.760629	.00
	13,069.310	17,182.22	17,332.50	.00		-150.28	-150.28
	057	120,316.21	120,316.21	.00	19JUN12	0.793776	.00
	120,316.210	151,574.36	152,518.90	.00		-944.54	-944.54
INTERNATIONAL TOTAL		362,411.75	362,411.75	.00			.00
-----		474,361.25	474,806.92	.00		-445.67	-445.67
		.00	.00	.00 L			.00 L
		.00	.00	.00 L		.00	.00 L
EUR TOTAL		362,411.75	362,411.75	.00			.00
-----		474,361.25	474,806.92	.00		-445.67	-445.67
FOREIGN CASH TOTAL		474,361.25	474,806.92	.00		-445.67	-445.67
-----							

US15  
USD

ANNUAL

THE SKILLMAN FOUNDATION  
SKILLMAN - EAGLE ASSET MANAGEMENT  
SUMMARY REALIZED GAIN/LOSS REPORT  
JANUARY 1, 2012 TO DECEMBER 31, 2012

PAGE: 2  
AS-OF DATE: 31DEC12

EUR	EURO CURRENCY	LOCAL SEC GAIN BASE SEC GAIN	LOCAL CURR GAIN BASE CURR GAIN	LOCAL TOTAL GAIN BASE TOTAL GAIN
GROSS GAINS				
	FOREIGN CASH	.00 .00	.00 1,298.59	.00 1,298.59
	CURRENCY TOTAL	.00 .00	.00 1,298.59	.00 1,298.59

THE SKILLMAN FOUNDATION  
SKILLMAN - DIRECT HEDGE FUNDS  
SUMMARY REALIZED GAIN/LOSS REPORT  
DECEMBER 1, 2012 TO DECEMBER 31, 2012

ASSET ID	SECURITY DESCRIPTION	MAT DATE	MAT RATE	TRD DT	STL DT	SELL RATE	NET SECTY GN/LS
SH SELL/BTC	LOT LOCAL PRINCIPAL NET	LOCAL COST	LOCAL SECTY GN/LS				
	SHARES/PAR BASE PRINCIPAL NET	BASE COST	BASE SECTY GN/LS				
		* * * I D C O S T	F U N D * * *				

## EQUITY

** US DOLLAR **							
ACI02JVZ0	FIR TREE INTL VALUE FD LTD	CLASS A SERIES 0812	01NOV12	01NOV12	1.000000		
	391 4,253,178.20	4,000,000.00	253,178.20		.00		253,178.20
	400.000						
	CXL 391 -4,253,178.20	-4,000,000.00	-253,178.20	01NOV12	01NOV12	1.000000	-253,178.20
	-400.000				.00		
ACI02JVZ0	TOTAL		.00		.00		.00
00599Y979	ACI MULTI STRATEGY MARKET NEUT		01OCT12	31DEC12	1.000000		
	CXL 363 -4,964,617.49	-5,013,470.98	48,853.49		.00		48,853.49
	-4,189.445						
	408 4,964,617.49	5,013,470.98	-48,853.49	31DEC12	1.000000		-48,853.49
	4,189.445				.00		
00599Y979	TOTAL		.00		.00		.00
00799L991	ADVENT CONVERTIBLE ARBITRAGE	(CAYMAN) FUND	31MAR12	31DEC12	1.000000		
	CXL 364 -3,392,073.68	-2,156,384.23	-1,235,689.45		.00		-1,235,689.45
	-17,403.344						
	407 3,392,073.68	2,156,384.23	1,235,689.45	31DEC12	1.000000		1,235,689.45
	17,403.344				.00		
00799L991	TOTAL		.00		.00		.00
31899E983	FIR TREE INTL VALUE FD LTD	CL A SER 1	01NOV12	01NOV12	1.000000		
	392 5,143,302.03	1,998,905.47	3,144,396.56		.00		3,144,396.56
	117.229						
	CXL 392 -5,143,302.03	-1,998,905.47	-3,144,396.56	01NOV12	01NOV12	1.000000	-3,144,396.56
	-117.229				.00		



US24  
USD

MONTHLY

THE SKILLMAN FOUNDATION  
SKILLMAN - DIRECT HEDGE FUNDS  
SUMMARY REALIZED GAIN/LOSS REPORT  
DECEMBER 1, 2012 TO DECEMBER 31, 2012

PAGE: 2  
AS-OF DATE: 31DEC12

ASSET ID	SECURITY DESCRIPTION	MAT DATE	MAT RATE	TRD DT	STL DT	SELL RATE	NET SECTY GN/LS
SH SELL/BTC	LOT LOCAL PRINCIPAL NET	LOCAL COST	LOCAL SECTY GN/LS				
SHARES/PAR	BASE PRINCIPAL NET	BASE COST	BASE SECTY GN/LS	BASE CURR GN/LS			NET BAS SECTY GN/LS
		* * * I D C O S T F U N D * * *					
31899E983	TOTAL						
	.00	.00	.00	.00		.00	.00
31899Q945	FIR TREE INTNATL FD LTD	SER 0305 CL A NON MARKETABLE	29NOV12	29NOV12	1.000000		
	389 9,285.72	21,696.00	-12,410.28		.00		-12,410.28
	2.170						
			29NOV12	29NOV12	1.000000		
	CXL 389 -9,285.72	-21,696.00	12,410.28		.00		12,410.28
	-2.170						
31899Q945	TOTAL						
	.00	.00	.00	.00		.00	.00
36299J938	GMO EMERGING COUNTRY DEBT	CLASS D SERIES 6	31DEC12	31DEC12	1.000000		
	404 123,494.94	53,102.70	70,392.24		.00		70,392.24
	439.117						
36299J946	GMO EMERGING COUNTRY DEBT	CLASS B SERIES 41	31DEC12	31DEC12	1.000000		
	405 12,564.37	5,943.40	6,620.97		.00		6,620.97
	43.715						
67599Y945	OCH ZIFF		30NOV12	30NOV12	1.000000		
	ADJC- 385 57.317	.00	.00		.00		.00
	ADJC- 403 278 595	.00	31DEC12 .00	31DEC12	1.000000 .00		.00
67599Y945	TOTAL						
	.00	.00	.00	.00		.00	.00
959TLD908	MAGNETAR SPC LIQUIDATING PORTF SERIES A SUBSERIES 2		31DEC12	30JAN13	1.000000		
	406 459,560.09	600,934.51	-141,374.42		.00		-141,374.42
	398.568						
USD TOTAL							
	595,619.40	659,980.61	-64,361.21		.00		-64,361.21
EQUITY TOTAL							
	595,619.40	659,980.61	-64,361.21		.00		-64,361.21

US24  
USD

MONTHLY

THE SKILLMAN FOUNDATION  
SKILLMAN - DIRECT HEDGE FUNDS  
SUMMARY REALIZED GAIN/LOSS REPORT  
DECEMBER 1, 2012 TO DECEMBER 31, 2012

PAGE: 3  
AS-OF DATE: 31DEC12

USD US DOLLAR

BASE  
SEC GAIN

BASE  
CURR GAIN

BASE  
TOTAL GAIN

GROSS GAINS

EQUITY

77,013.21

.00

77,013.21

CURRENCY TOTAL

77,013.21

.00

77,013.21

THE SKILLMAN FOUNDATION  
SKILLMAN - PRIVATE EQUITY FUND  
SUMMARY REALIZED GAIN/LOSS REPORT  
JANUARY 1, 2012 TO DECEMBER 31, 2012

ASSET ID	SECURITY DESCRIPTION	MAT DATE	MAT RATE	TRD DT	STL DT	SELL RATE	NET SECTY GN/LS
SH SELL/BTC	LOT LOCAL PRINCIPAL NET	LOCAL COST	LOCAL SECTY GN/LS				
SHARES/PAR	BASE PRINCIPAL NET	BASE COST	BASE SECTY GN/LS		BASE CURR GN/LS		NET BAS SECTY GN/LS
		* * * I D C O S T	F U N D * * *				

## EQUITY

** GERMANY **		EURO CURRENCY					
99PUKV900	EUROPEAN STRATEGIC PARTNERS II LP			30MAR12	02APR12	0.750920	
480	33,133.14	19,280.96	13,852.18				13,852.18
33,133.140	44,123.41	26,731.66	18,446.95			-1,055.20	17,391.75
				31MAY12	31MAY12	0.808767	
548	37,064.35	10,336.44	26,727.91				26,727.91
17,762.529	45,828.23	14,330.73	33,047.73			-1,550.23	31,497.50
				17AUG12	17AUG12	0.813206	
649	55,228.96	32,139.03	23,089.93				23,089.93
55,228.960	67,915.09	44,663.69	28,393.70			-5,142.30	23,251.40
				19SEP12	19SEP12	0.765843	
700	213,401.18	124,183.20	89,217.98				89,217.98
213,401.180	278,648.73	172,664.21	116,496.44			-10,511.92	105,984.52
				27NOV12	27NOV12	0.773335	
750	84,643.27	17,855.39	66,787.88				66,787.88
30,683.390	109,452.28	24,817.34	86,363.45			-1,728.51	84,634.94
99PUKV900	TOTAL	423,470.90	219,675.88 L				219,675.88 L
-----	545,967.74	283,207.63	282,748.27 L			-19,988.16	262,760.11 L
993QMZ902	EUROPEAN STRATEGIC PARTNERS	2006 B LP		17FEB12	17FEB12	0.759705	
427	28,189.11	59,958.95	-31,769.84				-31,769.84
28,189.110	37,105.34	82,559.19	-41,818.65			-3,635.20	-45,453.85
				28AUG12	06SEP12	0.791452	
701	81,784.44	173,957.59	-92,173.15				-92,173.15
81,784.440	103,334.68	239,527.14	-116,460.82			-19,731.64	-136,192.46
				04DEC12	04DEC12	0.764146	
776	61,644.87	131,120.21	-69,475.34				-69,475.34
61,644.870	80,671.60	180,833.48	-90,918.94			-9,242.94	-100,161.88

THE SKILLMAN FOUNDATION  
SKILLMAN - PRIVATE EQUITY FUND  
SUMMARY REALIZED GAIN/LOSS REPORT  
JANUARY 1, 2012 TO DECEMBER 31, 2012

ASSET ID	SECURITY DESCRIPTION	MAT DATE	MAT RATE	TRD DT	STL DT	SELL RATE	NET SECTY GN/LS
SH SELL/BTC	LOT LOCAL PRINCIPAL NET	LOCAL COST	LOCAL SECTY GN/LS				
SHARES/PAR	BASE PRINCIPAL NET	BASE COST	BASE SECTY GN/LS				
		* * * I D C O S T	F U N D * * *				
993QMZ902	TOTAL	171,618.42	365,036.75	-193,418.33 L			-193,418.33 L
		221,111.62	502,919.81	-249,198.41 L		-32,609.78	-281,808.19 L
GERMANY TOTAL		595,089.32	568,831.77	26,257.55 L			26,257.55 L
		767,079.36	786,127.44	33,549.86 L		-52,597.94	-19,048.08 L
** UNITED KINGDOM **							
990SDX906	PARISH CAPITAL EUROPE I			01DEC09	01DEC09	0.662537	
ADYG- 779		-482,445.53		.00			.00
.000		-728,179.00	-689,969.97	.00		-38,209.03	-38,209.03
				03AUG11	03AUG11	0.699692	
CXL 299		-177,787.00	-178,192.64	405.64			405.64
-177,787.000		-254,093.23	-242,824.67	579.74		-11,848.30	-11,268.56
				03AUG11	03AUG11	0.699692	
596		177,787.00	177,787.00	.00			.00
177,787.000		254,093.23	239,084.64	.00		15,008.59	15,008.59
				03AUG11	03AUG11	0.699692	
CXL 596		-177,787.00	-177,787.00	.00			.00
-177,787.000		-254,093.23	-239,084.64	.00		-15,008.59	-15,008.59
				03AUG11	03AUG11	0.699692	
597		177,787.00	177,787.00	.00			.00
177,787.000		254,093.23	239,084.64	.00		15,008.59	15,008.59
				03AUG11	03AUG11	0.699692	
CXL 597		-177,787.00	-177,787.00	.00			.00
-177,787.000		-254,093.23	-239,084.64	.00		-15,008.59	-15,008.59
				03AUG11	01JUL12	0.699692	
604		177,787.00	177,787.00	.00			.00
177,787.000		254,093.23	239,084.64	.00		15,008.59	15,008.59
				30SEP11	30SEP11	0.747160	
CXL 327		-34,626.00	-34,705.00	79.00			79.00
-34,626.000		-46,343.44	-47,723.91	105.73		1,274.74	1,380.47
				30SEP11	01JUL12	0.747160	
605		34,626.00	34,626.00	.00			.00
34,626.000		46,343.44	47,219.48	.00		-876.04	-876.04
				08MAY12	08MAY12	0.755886	
502		36,410.00	36,493.08	-83.08			-83.08
36,410.000		48,168.61	50,270.12	-109.91		-1,991.60	-2,101.51

THE SKILLMAN FOUNDATION  
SKILLMAN - PRIVATE EQUITY FUND  
SUMMARY REALIZED GAIN/LOSS REPORT  
JANUARY 1, 2012 TO DECEMBER 31, 2012

ASSET ID	SECURITY DESCRIPTION		MAT DATE	MAT RATE	TRD DT	STL DT	SELL RATE	NET SECTY GN/LS	
SH SELL/BTC	LOT	LOCAL PRINCIPAL NET	LOCAL COST	LOCAL SECTY GN/LS				NET BAS	SECTY GN/LS
SHARES/PAR	BASE	PRINCIPAL NET	BASE COST	BASE SECTY GN/LS		BASE CURR	GN/LS		
* * * I D C O S T F U N D * * *									
CXL 502		-36,410.00	-36,493.08		08MAY12	08MAY12	0.755886		83.08
-36,410.000		-48,168.61	-50,270.12		83.08				2,101.51
					109.91		1,991.60		
608		36,410.00	36,410.00		08MAY12	01JUL12	0.755886		.00
36,410.000		48,168.61	49,785.08		.00		-1,616.47		-1,616.47
					.00				
537		880,496.41	869,669.15		01JUN12	01JUN12	0.808865		10,827.26
917,249.000		1,088,557.93	1,233,372.84		10,827.26		-158,200.66		-144,814.91
					13,385.75				
CXL 537		-880,496.41	-869,669.15		01JUN12	01JUN12	0.808865		-10,827.26
-917,249.000		-1,088,557.93	-1,233,372.84		-10,827.26		158,200.66		144,814.91
					-13,385.75				
577		880,496.41	869,669.15		01JUN12	01JUN12	0.714041		10,827.26
917,249.000		1,233,116.13	1,233,372.84		10,827.26		-15,420.05		-256.71
					15,163.34				
CXL 577		-880,496.41	-869,669.15		01JUN12	01JUN12	0.714041		-10,827.26
-917,249.000		-1,233,116.13	-1,233,372.84		-10,827.26		15,420.05		256.71
					-15,163.34				
595		917,249.00	869,669.15		01JUN12	01JUN12	0.808865		47,579.85
917,249.000		1,133,995.18	1,233,372.84		47,579.85		-158,200.64		-99,377.66
					58,822.98				
CXL 595		-917,249.00	-869,669.15		01JUN12	01JUN12	0.808865		-47,579.85
-917,249.000		-1,133,995.18	-1,233,372.84		-47,579.85		158,200.64		99,377.66
					-58,822.98				
609		917,249.00	917,249.00		01JUN12	01JUN12	0.808865		.00
917,249.000		1,133,995.18	1,320,541.37		.00		-186,546.19		-186,546.19
					.00				
CXL 609		-917,249.00	-917,249.00		01JUN12	01JUN12	0.808865		.00
-917,249.000		-1,133,995.18	-1,320,541.37		.00		186,546.19		186,546.19
					.00				
ADJG- 708		47,579.85	47,579.85		01JUN12	01JUN12	0.808865		.00
47,579.850		58,822.98	68,499.57		.00		-9,676.59		-9,676.59
					.00				
709		869,669.15	869,669.15		01JUN12	01JUN12	0.808865		.00
869,669.150		1,075,172.20	1,252,041.80		.00		-176,869.60		-176,869.60
					.00				
					01JUN12	01JUN12	0.808865		

THE SKILLMAN FOUNDATION  
SKILLMAN - PRIVATE EQUITY FUND  
SUMMARY REALIZED GAIN/LOSS REPORT  
JANUARY 1, 2012 TO DECEMBER 31, 2012

ASSET ID	SECURITY DESCRIPTION	MAT DATE	MAT RATE	TRD DT	STL DT	SELL RATE	NET SECTY GN/LS
SH SELL/BTC	LOT LOCAL PRINCIPAL NET	LOCAL COST	LOCAL SECTY GN/LS				
SHARES/PAR	BASE PRINCIPAL NET	BASE COST	BASE SECTY GN/LS				NET BAS SECTY GN/LS
		* * * I D C O S T F U N D * * *					
CXL 709	-869,669.15	-869,669.15	.00				.00
-869,669.150	-1,075,172.20	-1,252,041.80	.00			176,869.60	176,869.60
ADJG- 705	47,579.85	47,579.85	.00	01SEP12	01SEP12	0.793336	.00
.000	59,974.40	68,499.57	.00			-8,525.17	-8,525.17
ADXG- 705	-47,579.85	-47,579.85	.00	01SEP12	01SEP12	0.793336	.00
.000	-59,974.40	-68,499.57	.00			8,525.17	8,525.17
706	917,249.00	869,669.15	47,579.85	01SEP12	01SEP12	0.808865	47,579.85
917,249.000	1,133,995.18	1,252,041.80	58,822.99			-176,869.61	-118,046.62
CXL 706	-917,249.00	-869,669.15	-47,579.85	01SEP12	01SEP12	0.808865	-47,579.85
-917,249.000	-1,133,995.18	-1,252,041.80	-58,822.99			176,869.61	118,046.62
707	917,249.00	869,669.15	47,579.85	01SEP12	01SEP12	0.787991	47,579.85
917,249.000	1,164,034.88	1,252,041.80	60,381.20			-148,388.12	-88,006.92
CXL 707	-917,249.00	-869,669.15	-47,579.85	01SEP12	01SEP12	0.787991	-47,579.85
-917,249.000	-1,164,034.88	-1,252,041.80	-60,381.20			148,388.12	88,006.92
990SDX906 TOTAL	-398,455.68	-398,940.32	484.64 L				484.64 L
-----	-621,187.41	-575,929.78	685.47 L			-45,943.10	-45,257.63 L
UNITED KINGDOM TOTA	-398,455.68	-398,940.32	484.64 L				484.64 L
-----	-621,187.41	-575,929.78	685.47 L			-45,943.10	-45,257.63 L
EUR TOTAL	196,633.64	169,891.45	26,742.19 L				26,742.19 L
-----	145,891.95	210,197.66	34,235.33 L			-98,541.04	-64,305.71 L
** JAPANESE YEN **							
B05L36902 DENA CO LTD		COMMON STOCK	01FEB12	06FEB12	76.130000		
438	8,180,731.00	.00	8,180,731.00				8,180,731.00
4,224.000	107,457.39	.00	107,457.39		.00		107,457.39

US25  
USD

ANNUAL

THE SKILLMAN FOUNDATION  
SKILLMAN - PRIVATE EQUITY FUND  
SUMMARY REALIZED GAIN/LOSS REPORT  
JANUARY 1, 2012 TO DECEMBER 31, 2012

PAGE: 5  
AS-OF DATE: 31DEC12

ASSET ID	SECURITY DESCRIPTION	MAT DATE	MAT RATE	TRD DT	STL DT	SELL RATE	NET SECTY GN/LS
SH SELL/BTC	LOT LOCAL PRINCIPAL NET	LOCAL COST	LOCAL SECTY GN/LS				
SHARES/PAR	BASE PRINCIPAL NET	BASE COST	BASE SECTY GN/LS				
		* * * I D C O S T	F U N D * * *				
JPY TOTAL	8,180,731.00	.00	8,180,731.00 L				8,180,731.00 L
-----	107,457.39	.00	107,457.39 L			.00	107,457.39 L
		**	US DOLLAR	**			
ACI023YH2	STEPSTONE PIONEER	CAPITAL I LP	28JUN12	28JUN12	1.000000		
	550 453,375.00	258,997.46	194,377.54		.00		194,377.54
	453,375.000						
			28JUN12	28JUN12	1.000000		
	CXL 550 -453,375.00	-258,997.46	-194,377.54		.00		-194,377.54
	-453,375.000						
			19JUL12	19JUL12	1.000000		
	590 72,544.00	41,441.88	31,102.12		.00		31,102.12
	72,544.000						
			19JUL12	19JUL12	1.000000		
	CXL 590 -72,544.00	-41,441.88	-31,102.12		.00		-31,102.12
	-72,544.000						
ACI023YH2	TOTAL		.00 L		.00		.00 L
-----	.00	.00					
00699B911	AIG PROVATE EQUITY PORTFOLIO	US VENTURE FUND L P	23JAN12	23JAN12	1.000000		
	390 177,953.00	44,587.27	133,365.73		.00		133,365.73
	13,157.091						
			20MAR12	20MAR12	1.000000		
	471 107,851.00	313,607.66	-205,756.66		.00		-205,756.66
	107,851.000						
			21JUN12	21JUN12	1.000000		
	567 54,745.00	171.47	54,573.53		.00		54,573.53
	390.993						
			11OCT12	11OCT12	1.000000		
	745 31,951.00	101.30	31,849.70		.00		31,849.70
	230.981						
			04DEC12	04DEC12	1.000000		
	041 151,607.00	479.96	151,127.04		.00		151,127.04
	1,094.428						

THE SKILLMAN FOUNDATION  
SKILLMAN - PRIVATE EQUITY FUND  
SUMMARY REALIZED GAIN/LOSS REPORT  
JANUARY 1, 2012 TO DECEMBER 31, 2012

ASSET ID	SECURITY DESCRIPTION	MAT DATE	MAT RATE	TRD DT	STL DT	SELL RATE	NET SECTY GN/LS
SH SELL/BTC	LOT LOCAL PRINCIPAL NET	LOCAL COST	LOCAL SECTY GN/LS				
	SHARES/PAR BASE PRINCIPAL NET	BASE COST	BASE SECTY GN/LS				NET BAS SECTY GN/LS
		* * * I D C O S T F U N D * * *					
00699B911	TOTAL						
	524,107.00	358,947.66	165,159.34 L			.00	165,159.34 L
00699D941	AIG PRIVATE EQUITY PORTFOLIO	DIRECT LP		23JAN12	23JAN12	1.000000	
	389 5,734.00	3,734.81		1,999.19		.00	1,999.19
	5,734.000						
	581 25,797.00	16,802.76		27JUL12 8,994.24	27JUL12	1.000000	8,994.24
	25,797.000					.00	
	744 94,707.00	61,686.97		11OCT12 33,020.03	11OCT12	1.000000	33,020.03
	94,707.000					.00	
00699D941	TOTAL						
	126,238.00	82,224.54	44,013.46 L			.00	44,013.46 L
054998992	AXIOM ASIA PRIVATE CAPITAL 1	PL		25APR12	25APR12	1.000000	
	496 87,290.00	82,480.45		4,809.55		.00	4,809.55
	87,290.000						
	694 214,958.00	203,114.12		28SEP12 11,843.88	28SEP12	1.000000	11,843.88
	214,958.000					.00	
054998992	TOTAL						
	302,248.00	285,594.57	16,653.43 L			.00	16,653.43 L
13499H913	CANAAN VIII LP			08FEB12	08FEB12	1.000000	
	410 107,712.35	101,854.72		5,857.63		.00	5,857.63
	107,712.350						
	692 227,719.07	213,775.39		18SEP12 13,943.68	18SEP12	1.000000	13,943.68
	227,719.070					.00	
13499H913	TOTAL						
	335,431.42	315,630.11	19,801.31 L			.00	19,801.31 L
40199A963	HARBOURVEST PARTNERS VII	MEZZANINE HOLDING FUND LP		23FEB12	23FEB12	1.000000	
	434 218,237.00	186,155.63		32,081.37		.00	32,081.37
	156,933.790						
	461 64,187.00	76,138.94		29MAR12 -11,951.94	29MAR12	1.000000	-11,951.94
	64,187.000					.00	



THE SKILLMAN FOUNDATION  
SKILLMAN - PRIVATE EQUITY FUND  
SUMMARY REALIZED GAIN/LOSS REPORT  
JANUARY 1, 2012 TO DECEMBER 31, 2012

ASSET ID	SECURITY DESCRIPTION	MAT DATE	MAT RATE	TRD DT	STL DT	SELL RATE	NET SECTY GN/LS
SH SELL/BTC	LOT LOCAL PRINCIPAL NET	LOCAL COST	LOCAL SECTY GN/LS				NET BAS SECTY GN/LS
SHARES/PAR	BASE PRINCIPAL NET	BASE COST	BASE SECTY GN/LS		BASE CURR GN/LS		
* * * I D C O S T F U N D * * *							
504	77,024.00	91,366.25	-14,342.25	09MAY12	09MAY12	1.000000	-14,342.25
77,024.000						.00	
535	62,362.00	73,974.11	-11,612.11	25MAY12	25MAY12	1.000000	-11,612.11
62,362.000						.00	
589	64,187.00	76,138.93	-11,951.93	31JUL12	31JUL12	1.000000	-11,951.93
64,187.000						.00	
698	64,187.00	76,138.96	-11,951.96	27SEP12	27SEP12	1.000000	-11,951.96
64,187.000						.00	
736	42,570.00	50,496.75	-7,926.75	25OCT12	25OCT12	1.000000	-7,926.75
42,570.000						.00	
CXL 736	-42,570.00	-50,496.75	7,926.75	25OCT12	25OCT12	1.000000	7,926.75
-42,570.000						.00	
786	89,863.00	106,497.75	-16,634.75	15NOV12	15NOV12	1.000000	-16,634.75
89,863.000						.00	
017	154,049.00	182,597.97	-28,548.97	28DEC12	28DEC12	1.000000	-28,548.97
154,049.000						.00	
40199A963	TOTAL	794,096.00	869,008.54	-74,912.54 L		.00	-74,912 54 L
-----							
40199Q992	THE HARBOURVEST PARTNERS VII	VENTURE PARTNERSHIP FUND	21MAR12	21MAR12	1.000000		
462	150,960.00	164,119.76	-13,159.76		.00	-13,159.76	
150,960.000							
459	64,187.00	69,782.43	-5,595.43	29MAR12	29MAR12	1.000000	-5,595.43
64,187.000						.00	
CXL 459	-64,187.00	-69,782.43	5,595.43	29MAR12	29MAR12	1.000000	5,595.43
-64,187.000						.00	
503	176,205.00	191,565.47	-15,360.47	09MAY12	09MAY12	1.000000	-15,360.47
						.00	

ASSET ID	SECURITY DESCRIPTION	MAT DATE	MAT RATE	TRD DT	STL DT	SELL RATE	NET SECTY GN/LS
SH SELL/BTC	LOT LOCAL PRINCIPAL NET	LOCAL COST	LOCAL SECTY GN/LS				NET SECTY GN/LS
SHARES/PAR	BASE PRINCIPAL NET	BASE COST	BASE SECTY GN/LS		BASE CURR GN/LS		NET BAS SECTY GN/LS
* * * I D C O S T F U N D * * *							
176,205.000							
532	237,303.00	257,989.63	-20,686.63	31MAY12	31MAY12	1.000000	-20,686.63
237,303.000						.00	
559	176,205.00	191,565.46	-15,360.46	27JUN12	27JUN12	1.000000	-15,360.46
176,205.000						.00	
657	125,715.00	136,674.06	-10,959.06	23AUG12	23AUG12	1.000000	-10,959.06
125,715.000						.00	
696	302,940.00	332,422.25	-29,482.25	27SEP12	27SEP12	1.000000	-29,482.25
302,940.000						.00	
785	100,470.00	113,346.47	-12,876.47	27NOV12	27NOV12	1.000000	-12,876.47
100,470.000						.00	
018	252,450.00	284,804.59	-32,354.59	28DEC12	28DEC12	1.000000	-32,354.59
252,450.000						.00	
020	126,225.00	142,402.29	-16,177.29	31DEC12	31DEC12	1.000000	-16,177.29
126,225.000						.00	
40199Q992	TOTAL	1,814,889.98	-166,416.98 L			.00	-166,416.98 L
411997984	HARBOURVEST PARTNERS VII	BUYOUT PARTNERSHIP FUND		28MAR12	28MAR12	1.000000	
460	38,313.00	60,306.68	-21,993.68			.00	-21,993.68
38,313.000							
505	52,998.00	117,822.21	-64,824.21	09MAY12	09MAY12	1.000000	-64,824.21
52,998.000						.00	
558	106,425.00	223,117.99	-116,692.99	27JUN12	27JUN12	1.000000	-116,692.99
106,425.000						.00	
576	52,998.00	83,421.64	-30,423.64	25JUL12	25JUL12	1.000000	-30,423.64
52,998.000						.00	

US25  
USD

ANNUAL

THE SKILLMAN FOUNDATION  
SKILLMAN - PRIVATE EQUITY FUND  
SUMMARY REALIZED GAIN/LOSS REPORT  
JANUARY 1, 2012 TO DECEMBER 31, 2012

PAGE 9  
AS-OF DATE: 31DEC12

ASSET ID	SECURITY DESCRIPTION	MAT DATE	MAT RATE	TRD DT	STL DT	SELL RATE	NET SECTY GN/LS
SH SELL/BTC	LOT LOCAL PRINCIPAL NET	LOCAL COST	LOCAL SECTY GN/LS				NET BAS SECTY GN/LS
SHARES/PAR	BASE PRINCIPAL NET	BASE COST	BASE SECTY GN/LS		BASE CURR GN/LS		
		* * * I D C O S T	F U N D * * *				
575	52,998.00	83,421.64	-30,423.64	31JUL12	31JUL12	1.000000	-30,423.64
52,998.000						.00	
CXL 575	-52,998.00	-83,421.64	30,423.64	31JUL12	31JUL12	1.000000	30,423.64
-52,998.000						.00	
656	55,341.00	87,109.65	-31,768.65	30AUG12	30AUG12	1.000000	-31,768.65
55,341.000						.00	
697	25,327.00	39,866.03	-14,539.03	26SEP12	26SEP12	1.000000	-14,539.03
25,327.000						.00	
002	42,570.00	67,007.42	-24,437.42	25OCT12	25OCT12	1.000000	-24,437.42
42,570.000						.00	
003	42,570.00	67,007.42	-24,437.42	20NOV12	20NOV12	1.000000	-24,437.42
42,570.000						.00	
016	73,852.00	116,246.93	-42,394.93	28DEC12	28DEC12	1.000000	-42,394.93
73,852.000						.00	
019	102,168.00	160,817.80	-58,649.80	31DEC12	31DEC12	1.000000	-58,649.80
102,168.000						.00	
411997984	TOTAL	1,022,723.77	-430,161.77 L			.00	-430,161.77 L
-----	592,562.00						
457766921	INSTITUTIONAL VENTURE PARTNERS	114,210.22	2,300.78	30MAR12	30MAR12	1.000000	2,300.78
464	116,511.00					.00	
116,511.000							
463	432,219.00	423,683.87	8,535.13	17APR12	17APR12	1.000000	8,535.13
432,219.000						.00	
690	347,878.00	344,265.69	3,612.31	18SEP12	18SEP12	1.000000	3,612.31
347,878.000						.00	

THE SKILLMAN FOUNDATION  
SKILLMAN - PRIVATE EQUITY FUND  
SUMMARY REALIZED GAIN/LOSS REPORT  
JANUARY 1, 2012 TO DECEMBER 31, 2012

ASSET ID	SECURITY DESCRIPTION	MAT DATE	MAT RATE	TRD DT	STL DT	SELL RATE	NET SECTY GN/LS
SH SELL/BTC	LOT LOCAL PRINCIPAL NET	LOCAL COST	LOCAL SECTY GN/LS				
SHARES/PAR	BASE PRINCIPAL NET	BASE COST	BASE SECTY GN/LS				
		* * * I D C O S T	F U N D * * *			BASE CURR GN/LS	NET BAS SECTY GN/LS
457766921	TOTAL						
	896,608.00	882,159.78	14,448.22 L			.00	14,448.22 L
45799M929	INSIGHT EQUITY I	LP	18MAY12	18MAY12	1.000000		
510	1,476,858.00	641,866.42	834,991.58		.00		834,991.58
543,681.278							
468993928	INVENTION DEVELOPMENT	FUND I LLC	27DEC12	27DEC12	1.000000		
023	21,397.03	12,408.90	8,988.13		.00		8,988.13
21,397.030							
66699A930	NORTHGATE PRIVATE EQUITY PARTE LIMITED PARTNERSHIP		19MAR12	19MAR12	1.000000		
470	193,662.68	132,844.36	60,818.32		.00		60,818.32
193,662.680							
			31MAY12	31MAY12	1.000000		
517	100,000.00	68,595.75	31,404.25		.00		31,404.25
100,000.000							
			31AUG12	31AUG12	1.000000		
659	50,066.39	33,651.60	16,414.79		.00		16,414.79
50,066.390							
			19SEP12	19SEP12	1.000000		
687	310,162.35	191,421.37	118,740.98		.00		118,740.98
310,162.350							
			15NOV12	15NOV12	1.000000		
004	54,791.11	33,815.16	20,975.95		.00		20,975.95
54,791.110							
			19DEC12	19DEC12	1.000000		
031	253,406.49	156,393.63	97,012.86		.00		97,012.86
253,406.490							
66699A930	TOTAL						
	962,089.02	616,721.87	345,367.15 L		.00		345,367.15 L
66699A971	NORTHGATE VENTURE PARTNERS III LP		31MAY12	31MAY12	1.000000		
519	60,138.44	113,044.35	-52,905.91		.00		-52,905.91
60,138.440							

US25  
USD

ANNUAL

THE SKILLMAN FOUNDATION  
SKILLMAN - PRIVATE EQUITY FUND  
SUMMARY REALIZED GAIN/LOSS REPORT  
JANUARY 1, 2012 TO DECEMBER 31, 2012

PAGE: 11  
AS-OF DATE: 31DEC12

ASSET ID	SECURITY DESCRIPTION	MAT DATE	MAT RATE	TRD DT	STL DT	SELL RATE	NET SECTY GN/LS
SH SELL/BTC	LOT LOCAL PRINCIPAL NET	LOCAL COST	LOCAL SECTY GN/LS				
SHARES/PAR	BASE PRINCIPAL NET	BASE COST	BASE SECTY GN/LS	BASE CURR GN/LS			NET BAS SECTY GN/LS
* * * I D C O S T F U N D * * *							
700998917	PARISH CAPITAL II, L.P.	LIMITED PARTNERSHIP		01DEC09	01DEC09	1.000000	
ADYG- 799	-12,551.00	-12,551.00		.00		.00	.00
	.000						
				23AUG10	23AUG10	1.000000	
CXL 123	-45,117.00	-88,558.07	43,441.07			.00	43,441.07
-45,117.000							
				10SEP10	10SEP10	1.000000	
CXL 132	-52,804.00	-103,646.52	50,842.52			.00	50,842.52
-52,804.000							
				13DEC10	13DEC10	1.000000	
CXL 180	-37,800.00	-74,195.87	36,395.87			.00	36,395.87
-37,800.000							
				30MAR11	30MAR11	1.000000	
CXL 242	-44,014.00	-86,393.04	42,379.04			.00	42,379.04
-44,014.000							
				05MAY11	05MAY11	1.000000	
CXL 257	-93,046.00	-182,635.68	89,589.68			.00	89,589.68
-93,046.000							
				29DEC11	29DEC11	1.000000	
CXL 369	-29,949.00	-58,785.50	28,836.50			.00	28,836.50
-29,949.000							
				27JAN12	27JAN12	1.000000	
406	69,711.00	136,832.50	-67,121.50			.00	-67,121.50
69,711.000							
				27JAN12	27JAN12	1.000000	
CXL 406	-69,711.00	-136,832.50	67,121.50			.00	67,121.50
-69,711.000							
				07FEB12	07FEB12	1.000000	
408	76,120.00	149,412.42	-73,292.42			.00	-73,292.42
76,120.000							
				07FEB12	07FEB12	1.000000	
CXL 408	-76,120.00	-149,412.42	73,292.42			.00	73,292.42
-76,120.000							
				01JUN12	01JUN12	1.000000	
544	4,777,214.40	4,658,477.40	118,737.00			.00	118,737.00
2,915,936.000							

THE SKILLMAN FOUNDATION  
SKILLMAN - PRIVATE EQUITY FUND  
SUMMARY REALIZED GAIN/LOSS REPORT  
JANUARY 1, 2012 TO DECEMBER 31, 2012

ASSET ID	SECURITY DESCRIPTION	MAT DATE	MAT RATE	TRD DT	STL DT	SELL RATE	NET SECTY GN/LS
SH SELL/BTC	LOT LOCAL PRINCIPAL NET	LOCAL COST	LOCAL SECTY GN/LS				
	SHARES/PAR BASE PRINCIPAL NET	BASE COST	BASE SECTY GN/LS				NET BAS SECTY GN/LS
		* * * I D C O S T	F U N D * * *				
	CXL 544	-4,777,214.40	-4,658,477.40	01JUN12	01JUN12	1.000000	-118,737.00
	-2,915,936.000					.00	
	765	235,329.00	375,959.84	15AUG12	15AUG12	1.000000	-140,630.84
	235,329.000					.00	
700998917	TOTAL	-79,952.00	-230,805.84	150,853.84 L		.00	150,853.84 L
700998982	PARISH CAPITAL 1						
	ADYG- 430	-72,260.00	-72,260.00	31DEC05	31DEC05	1.000000	.00
	.000			.00		.00	
	ADYG- 657	-5,511.00	-5,511.00	28DEC06	28DEC06	1.000000	.00
	.000			.00		.00	
	ADYG- 658	-22,689.00	-22,689.00	28DEC06	28DEC06	1.000000	.00
	.000			.00		.00	
	ADYG- 164	-53,201.00	-53,201.00	31DEC07	31DEC07	1.000000	.00
	.000			.00		.00	
	CXL 221	-238,719.00	-209,730.86	25MAR08	25MAR08	1.000000	-28,988.14
	-238,719.000			-28,988.14		.00	
	CXL 253	-143,916.00	-126,439.99	21APR08	21APR08	1.000000	-17,476.01
	-143,916.000			-17,476.01		.00	
	CXL 310	-26,543.00	-23,319.83	27JUN08	27JUN08	1.000000	-3,223.17
	-26,543.000			-3,223.17		.00	
	CXL 331	-120,857.00	-106,181.10	21JUL08	21JUL08	1.000000	-14,675.90
	-120,857.000			-14,675.90		.00	
	CXL 530	-50,975.00	-44,785.00	24SEP08	24SEP08	1.000000	-6,190.00
	-50,975.000			-6,190.00		.00	
	ADYG- 532	-2,012,861.00	-2,012,861.00	31DEC08	31DEC08	1.000000	.00
				.00		.00	

THE SKILLMAN FOUNDATION  
SKILLMAN - PRIVATE EQUITY FUND  
SUMMARY REALIZED GAIN/LOSS REPORT  
JANUARY 1, 2012 TO DECEMBER 31, 2012

ASSET ID	SECURITY DESCRIPTION	MAT DATE	MAT RATE	TRD DT	STL DT	SELL RATE	NET SECTY GN/LS
SH SELL/BTC	LOT LOCAL PRINCIPAL NET	LOCAL COST	LOCAL SECTY GN/LS				
SHARES/PAR	BASE PRINCIPAL NET	BASE COST	BASE SECTY GN/LS		BASE CURR GN/LS		NET BAS SECTY GN/LS
		* * * I D C O S T	F U N D * * *				
	.000						
CXL 574	-25,629.00	-4,860.10	-20,768.90	03JUN09	03JUN09	1.000000	-20,768.90
-25,629.000						.00	
CXL 625	-61,430.00	-11,649.12	-49,780.88	20OCT09	20OCT09	1.000000	-49,780.88
-61,430.000						.00	
CXL 002	-178,145.00	-59,700.48	-118,444.52	20JAN10	20JAN10	1.000000	-118,444.52
-178,145.000						.00	
CXL 080	-36,516.00	-15,179.65	-21,336.35	19MAY10	19MAY10	1.000000	-21,336.35
-36,516.000						.00	
CXL 125	-30,549.00	-12,699.18	-17,849.82	19AUG10	19AUG10	1.000000	-17,849.82
-30,549.000						.00	
CXL 201	-42,373.00	-17,614.40	-24,758.60	30DEC10	30DEC10	1.000000	-24,758.60
-42,373.000						.00	
CXL 225	-37,628.00	-15,641.91	-21,986.09	04MAR11	04MAR11	1.000000	-21,986.09
-37,628.000						.00	
CXL 258	-69,281.00	-28,800.01	-40,480.99	12MAY11	12MAY11	1.000000	-40,480.99
-69,281.000						.00	
CXL 274	-78,885.00	-32,792.38	-46,092.62	17JUN11	17JUN11	1.000000	-46,092.62
-78,885.000						.00	
CXL 317	-20,356.00	-8,461.96	-11,894.04	22SEP11	22SEP11	1.000000	-11,894.04
-20,356.000						.00	
CXL 355	-170,621.00	-70,926.90	-99,694.10	29NOV11	29NOV11	1.000000	-99,694.10
-170,621.000						.00	
468	116,390.00	48,383.15	68,006.85	07MAR12	07MAR12	1.000000	68,006.85
116,390.000						.00	

US25  
USD

ANNUAL

THE SKILLMAN FOUNDATION  
SKILLMAN - PRIVATE EQUITY FUND  
SUMMARY REALIZED GAIN/LOSS REPORT  
JANUARY 1, 2012 TO DECEMBER 31, 2012

PAGE: 14  
AS-OF DATE: 31DEC12

ASSET ID	SECURITY DESCRIPTION	MAT DATE	MAT RATE	TRD DT	STL DT	SELL RATE	NET SECTY GN/LS
SH SELL/BTC	LOT LOCAL PRINCIPAL NET	LOCAL COST	LOCAL SECTY GN/LS				
SHARES/PAR	BASE PRINCIPAL NET	BASE COST	BASE SECTY GN/LS	BASE CURR GN/LS			NET BAS SECTY GN/LS
		* * * I D C O S T	F U N D * * *				
CXL 468	-116,390.00	-48,383.15	-68,006.85	07MAR12	07MAR12	1.000000	-68,006.85
-116,390.000						.00	
542	1,535,074.18	1,722,338.98	-187,264.80	01JUN12	01JUN12	1.000000	-187,264.80
2,687,147.000						.00	
CXL 542	-1,535,074.18	-1,722,338.98	187,264.80	01JUN12	01JUN12	1.000000	187,264.80
-2,687,147.000						.00	
ADJG- 721	976,445.74	976,445.74	.00	01JUN12	01JUN12	1.000000	.00
976,445.740						.00	
ADXG- 721	-976,445.74	-976,445.74	.00	01JUN12	01JUN12	1.000000	.00
-976,445.740						.00	
ADJG- 757	964,808.02	964,808.02	.00	01JUN12	01JUN12	1.000000	.00
.000						.00	
760	453,375.00	290,592.74	162,782.26	28JUN12	28JUN12	1.000000	162,782.26
453,375.000						.00	
761	72,544.00	46,497.41	26,046.59	19JUL12	19JUL12	1.000000	26,046.59
72,544.000						.00	
762	44,959.00	28,816.67	16,142.33	22AUG12	22AUG12	1.000000	16,142.33
44,959.000						.00	
763	48,926.00	31,359.34	17,566.66	18OCT12	18OCT12	1.000000	17,566.66
48,926.000						.00	
ADJG- 769	222,537.84	222,537.84	.00	31OCT12	31OCT12	1.000000	.00
.000						.00	
029	77,501.00	41,332.07	36,168.93	21DEC12	21DEC12	1.000000	36,168.93
77,501.000						.00	



US25  
USD

ANNUAL

THE SKILLMAN FOUNDATION  
SKILLMAN - PRIVATE EQUITY FUND  
SUMMARY REALIZED GAIN/LOSS REPORT  
JANUARY 1, 2012 TO DECEMBER 31, 2012

PAGE: 15  
AS-OF DATE: 31DEC12

ASSET ID	SECURITY DESCRIPTION	MAT DATE	MAT RATE	TRD DT	STL DT	SELL RATE	NET SECTY GN/LS
SH SELL/BTC	LOT LOCAL PRINCIPAL NET	LOCAL COST	LOCAL SECTY GN/LS				NET BAS SECTY GN/LS
SHARES/PAR	BASE PRINCIPAL NET	BASE COST	BASE SECTY GN/LS		BASE CURR GN/LS		
* * * I D C O S T F U N D * * *							
700998982	TOTAL						
	-1,614,294.14	-1,329,360.78	-284,933.36 L		.00		-284,933.36 L
75799B912	RCP FUND II, L.P.	FOCUSED PRIVATE EQUITY INVSTS	24FEB12	24FEB12	1.000000		
424	168,678.27	139,529.41	29,148.86		.00		29,148.86
168,678.270							
				30APR12	30APR12	1.000000	
495	54,649.30	45,205.49	9,443.81		.00		9,443.81
54,649.300							
				28JUN12	28JUN12	1.000000	
560	143,654.90	118,830.26	24,824.64		.00		24,824.64
143,654.900							
				31JUL12	31JUL12	1.000000	
579	159,023.03	131,542.63	27,480.40		.00		27,480.40
159,023.030							
				27SEP12	27SEP12	1.000000	
688	103,832.61	81,223.09	22,609.52		.00		22,609.52
103,832.610							
				08NOV12	08NOV12	1.000000	
780	135,122.08	101,494.86	33,627.22		.00		33,627.22
135,122.080							
75799B912	TOTAL						
	764,960.19	617,825.74	147,134.45 L		.00		147,134.45 L
75799B920	RCP FUND III LP		03FEB12	03FEB12	1.000000		
409	37,048.51	68,512.51	-31,464.00		.00		-31,464.00
37,048.510							
				04MAY12	04MAY12	1.000000	
528	59,191.00	111,095.67	-51,904.67		.00		-51,904.67
59,191.000							
				07SEP12	07SEP12	1.000000	
693	152,950.32	287,072.65	-134,122.33		.00		-134,122.33
152,950.320							
				07NOV12	07NOV12	1.000000	
779	64,444.44	120,955.86	-56,511.42		.00		-56,511.42
64,444.440							
				20DEC12	20DEC12	1.000000	
028	63,864.69	119,867.72	-56,003.03		.00		-56,003.03

THE SKILLMAN FOUNDATION  
SKILLMAN - PRIVATE EQUITY FUND  
SUMMARY REALIZED GAIN/LOSS REPORT  
JANUARY 1, 2012 TO DECEMBER 31, 2012

ASSET ID	SECURITY DESCRIPTION	MAT DATE	MAT RATE	TRD DT	STL DT	SELL RATE	NET SECTY GN/LS
SH SELL/BTC	LOT LOCAL PRINCIPAL NET	LOCAL COST	LOCAL SECTY GN/LS				
	SHARES/PAR BASE PRINCIPAL NET	BASE COST	BASE SECTY GN/LS				
		* * * I D C O S T	F U N D				
-----							
	63,864.690						
75799B920	TOTAL						
-----	377,498.96	707,504.41	-330,005.45 L			.00	-330,005.45 L
77999Z988	RUSSIA PARTNERS II	EPAM FUND B L P	21MAR12	21MAR12	1.000000		
	467 60,657.76	95,260.85	-34,603.09		.00		-34,603.09
	60,657.760						
	572 36,514.29	57,344.39	-20,830.10	16JUL12	16JUL12	1.000000	-20,830.10
	36,514 290				.00		
77999Z988	TOTAL						
-----	97,172.05	152,605.24	-55,433.19 L		.00		-55,433.19 L
82699C917	SIGULER GUFF DISTRESSED	OPPORTUNITIES FUND II	29JUN12	29JUN12	1.000000		
	562 225,672.45	139,372.37	86,300.08		.00		86,300.08
	225,672.450						
	695 224,774.11	138,817.55	85,956.56	07SEP12	07SEP12	1.000000	85,956.56
	224,774.110				.00		
	021 245,570.57	149,714.03	95,856.54	21DEC12	21DEC12	1.000000	95,856.54
	245,870.570				.00		
82699C917	TOTAL						
-----	696,017.13	427,903.95	268,113.18 L		.00		268,113.18 L
82699H999	SIGULER GUFF DISTRESSED OPP	FUND III LP	26MAR12	26MAR12	1.000000		
	465 139,904.25	160,539.27	-20,635.02		.00		-20,635.02
	106,467.660						
	022 80,073.41	120,740.20	-40,666.79	24DEC12	24DEC12	1.000000	-40,666.79
	80,073.410				.00		
82699H999	TOTAL						
-----	219,977.66	281,279.47	-61,301.81 L		.00		-61,301.81 L

THE SKILLMAN FOUNDATION  
SKILLMAN - PRIVATE EQUITY FUND  
SUMMARY REALIZED GAIN/LOSS REPORT  
JANUARY 1, 2012 TO DECEMBER 31, 2012

ASSET ID	SECURITY DESCRIPTION	MAT DATE	MAT RATE	TRD DT	STL DT	SELL RATE	NET SECTY GN/LS
SH SELL/BTC	LOT LOCAL PRINCIPAL NET	LOCAL COST	LOCAL SECTY GN/LS				
SHARES/PAR	BASE PRINCIPAL NET	BASE COST	BASE SECTY GN/LS				
		* * * I D C O S T	F U N D * * *				
914KLF906	CRP XIII ANNEX FUND LP			28DEC12	28DEC12	1.000000	
	025 384,874.00	386,440.67	-1,566.67			.00	-1,566.67
	384,874.000						
917TWB901	CVE KAUFFMAN FELLOWS	ENDOWMENT FUND I		01MAY12	01MAY12	1.000000	
	493 64,458.97	57,954.41	6,504.56			.00	6,504.56
	64,458.970						
	030 301,601.15	271,166.57	30,434.58	13DEC12	13DEC12	1.000000	
	301,601.150					.00	30,434.58
917TWB901	TOTAL						
	-----	366,060.12	329,120.98	36,939.14 L		.00	36,939.14 L
97199Q919	WILSHIRE EURO	PVT MARKET FD		22FEB12	22FEB12	1.000000	
	433 84,988.29	83,317.81	1,670.48			.00	1,670.48
	21,027.780						
	666 57,179.55	55,239.65	1,939.90	08AUG12	08AUG12	1.000000	
	13,941.403					.00	1,939.90
	038 126,415.54	20,172.99	106,242.55	20DEC12	20DEC12	1.000000	
	5,091.266					.00	106,242.55
97199Q919	TOTAL						
	-----	268,583.38	158,730.45	109,852.93 L		.00	109,852.93 L
971992946	WILSHIRE	PRIVATE MARKET FUND V SPL WTS		07FEB12	07FEB12	1.000000	
	411 101,539.67	805,125.06	-703,585.39			.00	-703,585.39
	101,539.670						
	CXL 411 -101,539.67	-805,125.06	703,585.39	07FEB12	07FEB12	1.000000	
	-101,539.670					.00	703,585.39
	412 101,539.67	33,301.87	68,237.80	07FEB12	07FEB12	1.000000	
	4,199.920					.00	68,237.80
	488 542,284.38	182,252.45	360,031.93	25APR12	25APR12	1.000000	
	22,985 067					.00	360,031 93
	568 791,608.47	258,222.26	533,386.21	06JUN12	06JUN12	1.000000	
						.00	533,386.21

US25  
USD

ANNUAL

THE SKILLMAN FOUNDATION  
SKILLMAN - PRIVATE EQUITY FUND  
SUMMARY REALIZED GAIN/LOSS REPORT  
JANUARY 1, 2012 TO DECEMBER 31, 2012

PAGE: 18  
AS-OF DATE: 31DEC12

ASSET ID	SECURITY DESCRIPTION	MAT DATE	MAT RATE	TRD DT	STL DT	SELL RATE	NET SECTY GN/LS
SH SELL/BTC	LOT LOCAL PRINCIPAL NET	LOCAL COST	LOCAL SECTY GN/LS				NET SECTY GN/LS
SHARES/PAR	BASE PRINCIPAL NET	BASE COST	BASE SECTY GN/LS		BASE CURR GN/LS		NET BAS SECTY GN/LS
		* * * I D C O S T	F U N D * * *				
-----							
32,566.125							
	667	671,125.01	210,907.20	10AUG12	10AUG12	1.000000	
26,598.908				460,217.81		.00	460,217.81
	702	537,665.44	168,966.24	24SEP12	24SEP12	1.000000	
21,309.455				368,699.20		.00	368,699.20
	037	531,000.00	917,385.89	12DEC12	12DEC12	1.000000	
129,702.096				-386,385.89		.00	-386,385.89
971992946	TOTAL						
-----		3,175,222.97	1,771,035.91	1,404,187.06 L		.00	1,404,187.06 L
998MPC904	Q BLK CO INVESTMENT FUND II			27APR12	27APR12	1.000000	
542,284.380		542,284.38	606,598.41	-64,314.03		.00	-64,314.03
	CXL 497	-542,284.38	-606,598.41	27APR12	27APR12	1.000000	
-542,284.380				64,314.03		.00	64,314.03
	498	173,208.00	193,750.18	27APR12	27APR12	1.000000	
173,208.000				-20,542.18		.00	-20,542.18
	561	264,030.00	295,343.52	28JUN12	28JUN12	1.000000	
264,030.000				-31,313.52		.00	-31,313.52
	026	435,278.00	464,137.50	31DEC12	31DEC12	1.000000	
435,278.000				-28,859.50		.00	-28,859.50
998MPC904	TOTAL						
-----		872,516.00	953,231.20	-80,715.20 L		.00	-80,715.20 L
USD TOTAL							
-----		13,268,882.23	11,240,731.89	2,028,150.34 L		.00	2,028,150.34 L

ASSET ID	SECURITY DESCRIPTION			MAT DATE	MAT RATE	TRD DT	STL DT	SELL RATE	
SH SELL/BTC	LOT	LOCAL	PRINCIPAL NET	LOCAL COST		LOCAL SECTY GN/LS			NET SECTY GN/LS
	SHARES/PAR	BASE	PRINCIPAL NET	BASE COST		BASE SECTY GN/LS			NET BAS SECTY GN/LS
*** I D C O S T F U N D ***									
EQUITY TOTAL									
		13,522,231.57		11,450,929.55		2,169,843.06 L		-98,541.04	2,071,302.02 L

ASSET ID	SECURITY DESCRIPTION	MAT DATE	MAT RATE	TRD DT	STL DT	SELL RATE	NET SECTY GN/LS
SH SELL/BTC	LOT LOCAL PRINCIPAL NET	LOCAL COST	LOCAL SECTY GN/LS				
SHARES/PAR	BASE PRINCIPAL NET	BASE COST	BASE SECTY GN/LS				
		* * * I D C O S T	F U N D * * *				
					BASE CURR GN/LS		NET BAS SECTY GN/LS

EQUITY

			**	US DOLLAR	**		
024013104	AMERICAN ASSETS TRUST INC	REIT					
	011	1,599.89		1,189.00	29AUG12	04SEP12	1.000000
	58.000				410.89		.00
							410.89
	796	1,075.79		799.50	29AUG12	04SEP12	1.000000
	39.000				276.29		.00
							276.29
	058	879.20		656.00	30AUG12	05SEP12	1.000000
	32.000				223.20		.00
							223.20
	072	4,041.04		3,034.00	31AUG12	06SEP12	1.000000
	148.000				1,007.04		.00
							1,007.04
	077	27.32		20.50	31AUG12	06SEP12	1.000000
	1.000				6.82		.00
							6.82
	104	651.58		492.00	04SEP12	07SEP12	1.000000
	24.000				159.58		.00
							159.58
	119	6,576.45		4,940.50	04SEP12	07SEP12	1.000000
	241.000				1,635.95		.00
							1,635.95
	148	2,770.65		2,070.50	05SEP12	10SEP12	1.000000
	101.000				700.15		.00
							700.15
	159	4,300.34		3,198.00	06SEP12	11SEP12	1.000000
	156.000				1,102.34		.00
							1,102.34
	185	55.71		41.00	07SEP12	12SEP12	1.000000
	2.000				14.71		.00
							14.71
	222	27.54		20.50	10SEP12	13SEP12	1.000000
	1.000				7.04		.00
							7.04

THE SKILLMAN FOUNDATION  
SKILLMAN - PRINCIPAL GLOBAL INVESTORS  
SUMMARY REALIZED GAIN/LOSS REPORT  
JANUARY 1, 2012 TO DECEMBER 31, 2012

ASSET ID	SECURITY DESCRIPTION	MAT DATE	MAT RATE	TRD DT	STL DT	SELL RATE	NET SECTY GN/LS
SH SELL/BTC	LOT LOCAL PRINCIPAL NET	LOCAL COST	LOCAL SECTY GN/LS				
SHARES/PAR	BASE PRINCIPAL NET	BASE COST	BASE SECTY GN/LS				NET BAS SECTY GN/LS
		* * * I D C O S T	F U N D * * *			BASE CURR GN/LS	
223	496.08	369.00	10SEP12	13SEP12	1.000000		127.08
18.000			127.08		.00		
248	329.97	246.00	11SEP12	14SEP12	1.000000		83.97
12.000			83.97		.00		
251	1,153.71	861.00	11SEP12	14SEP12	1.000000		292.71
42.000			292.71		.00		
261	412.64	307.50	11SEP12	14SEP12	1.000000		105.14
15.000			105.14		.00		
287	164.59	123.00	12SEP12	17SEP12	1.000000		41.59
6.000			41.59		.00		
292	769.21	574.00	12SEP12	17SEP12	1.000000		195.21
28.000			195.21		.00		
306	714.59	533.00	13SEP12	18SEP12	1.000000		181.59
26.000			181.59		.00		
307	110.01	82.00	13SEP12	18SEP12	1.000000		28.01
4.000			28.01		.00		
308	5,912.08	4,478.23	13SEP12	18SEP12	1.000000		1,433.85
215.000			1,433.85		.00		
327	6,390.47	4,919.30	14SEP12	19SEP12	1.000000		1,471.17
231.000			1,471.17		.00		
346	643.82	483.67	17SEP12	20SEP12	1.000000		160.15
23.000			160.15		.00		
348	1,873.61	1,418.53	17SEP12	20SEP12	1.000000		455.08
67.000			455.08		.00		
			18SEP12	21SEP12	1.000000		

US26  
USD

ANNUAL

THE SKILLMAN FOUNDATION  
SKILLMAN - PRINCIPAL GLOBAL INVESTORS  
SUMMARY REALIZED GAIN/LOSS REPORT  
JANUARY 1, 2012 TO DECEMBER 31, 2012PAGE: 3  
AS-OF DATE: 31DEC12

ASSET ID	SECURITY DESCRIPTION	MAT DATE	MAT RATE	TRD DT	STL DT	SELL RATE	NET SECTY GN/LS
SH SELL/BTC	LOT LOCAL PRINCIPAL NET	LOCAL COST	LOCAL SECTY GN/LS	GN/LS			
SHARES/PAR	BASE PRINCIPAL NET	BASE COST	BASE SECTY GN/LS	BASE SECTY GN/LS	BASE CURR GN/LS		NET BAS SECTY GN/LS
		* * * I D C O S T	F U N D * * *				
365	167.45	127.82	39.63		.00		39.63
6.000							
366	55.70	42.65	18SEP12	21SEP12	1.000000		13.05
2.000			13.05		.00		
407	404.39	318.76	20SEP12	25SEP12	1.000000		85.63
15.000			85.63		.00		
410	645.64	509.14	20SEP12	25SEP12	1.000000		136.50
24.000			136.50		.00		
429	1,727.32	1,368.71	21SEP12	26SEP12	1.000000		358.61
64.000			358.61		.00		
431	269.04	214.20	21SEP12	26SEP12	1.000000		54.84
10.000			54.84		.00		
432	8,109.56	6,478.43	21SEP12	26SEP12	1.000000		1,631.13
301.000			1,631.13		.00		
445	3,442.45	2,354.57	24SEP12	27SEP12	1.000000		1,087.88
127.000			1,087.88		.00		
447	514.22	352.26	24SEP12	27SEP12	1.000000		161.96
19.000			161.96		.00		
458	2,687.67	1,835.45	25SEP12	28SEP12	1.000000		852.22
99.000			852.22		.00		
460	244.12	166.86	25SEP12	28SEP12	1.000000		77.26
9.000			77.26		.00		
464	2,729.47	1,891.07	26SEP12	01OCT12	1.000000		838.40
102.000			838.40		.00		
492	777.55	537.66	27SEP12	02OCT12	1.000000		239.89
			239.89		.00		



THE SKILLMAN FOUNDATION  
SKILLMAN - PRINCIPAL GLOBAL INVESTORS  
SUMMARY REALIZED GAIN/LOSS REPORT  
JANUARY 1, 2012 TO DECEMBER 31, 2012

ASSET ID	SECURITY DESCRIPTION	MAT DATE	MAT RATE	TRD DT	STL DT	SELL RATE	NET SECTY GN/LS
SH SELL/BTC	LOT LOCAL PRINCIPAL NET	LOCAL COST	LOCAL SECTY GN/LS				
SHARES/PAR	BASE PRINCIPAL NET	BASE COST	BASE SECTY GN/LS	BASE CURR GN/LS			NET BAS SECTY GN/LS
* * * I D C O S T F U N D * * *							
29.000							
493	14,931.80	10,345.25	27SEP12	02OCT12	1.000000		4,586.55
558.000			4,586.55		.00		
494	723.45	500.58	27SEP12	02OCT12	1.000000		222.87
27.000			222.87		.00		
024013104	TOTAL						
-----	78,406.12	57,900.14	20,505.98 L		.00		20,505.98 L
024835100	AMERICAN CAMPUS COMMUNITIES	REIT USD.01	27FEB12	01MAR12	1.000000		2,928.72
269	11,994.76	9,066.04	2,928.72		.00		
292.000							
035710409	ANNALY CAPITAL MANAGEMENT IN	REIT USD.01	13FEB12	16FEB12	1.000000		-635.35
170	7,182.77	7,818.12	-635.35		.00		
432.000							
172	7,266.25	7,908.61	13FEB12	16FEB12	1.000000		-642.36
437.000			-642.36		.00		
173	9,564.46	10,422.52	13FEB12	16FEB12	1.000000		-858.06
576.000			-858.06		.00		
175	2,575.28	2,803.75	13FEB12	16FEB12	1.000000		-228.47
155.000			-228.47		.00		
217	14,915.79	16,228.83	16FEB12	22FEB12	1.000000		-1,313.04
900.000			-1,313.04		.00		
262	8,291.30	8,974.50	23FEB12	28FEB12	1.000000		-683.20
500.000			-683.20		.00		
091	26,224.53	27,856.72	23MAY12	29MAY12	1.000000		-1,632.19
1,600.000			-1,632.19		.00		
173	23,196.35	23,127.09	30MAY12	04JUN12	1.000000		69.26
1,400.000			69.26		.00		

THE SKILLMAN FOUNDATION  
SKILLMAN - PRINCIPAL GLOBAL INVESTORS  
SUMMARY REALIZED GAIN/LOSS REPORT  
JANUARY 1, 2012 TO DECEMBER 31, 2012

ASSET ID	SECURITY DESCRIPTION	MAT DATE	MAT RATE	TRD DT	STL DT	SELL RATE	NET SECTY GN/LS
SH SELL/BTC	LOT LOCAL PRINCIPAL NET	LOCAL COST	LOCAL SECTY GN/LS				
SHARES/PAR	BASE PRINCIPAL NET	BASE COST	BASE SECTY GN/LS				
		* * * I D C O S T	F U N D * * *				
035710409	TOTAL						
	99,216.73	105,140.14	-5,923.41 L			.00	-5,923.41 L
03748R101	APARTMENT INVT + MGMT CO A	REIT USD.01	12JAN12	18JAN12	1.000000		
771	1,749.43	1,856.01	-106.58		.00		-106.58
78.000							
			12JAN12	18JAN12	1.000000		
792	2,913.66	3,092.18	-178.52		.00		-178.52
130.000							
			13JAN12	19JAN12	1.000000		
798	13,304.58	13,943.80	-639.22		.00		-639.22
592.000							
			28FEB12	02MAR12	1.000000		
279	6,436.96	6,048.01	388.95		.00		388.95
257.000							
			28FEB12	02MAR12	1.000000		
282	9,097.19	8,571.88	525.31		.00		525.31
363.000							
			29FEB12	05MAR12	1.000000		
291	10,311.51	9,834.83	476.68		.00		476.68
413.000							
			01MAR12	06MAR12	1.000000		
325	1,657.64	1,596.29	61.35		.00		61.35
67.000							
			05MAR12	08MAR12	1.000000		
371	1,980.01	1,882.19	97.82		.00		97.82
79.000							
			05MAR12	08MAR12	1.000000		
380	12,042.55	11,167.05	875.50		.00		875.50
480.000							
			06MAR12	09MAR12	1.000000		
387	1,026.41	946.79	79.62		.00		79.62
41.000							
			07MAR12	12MAR12	1.000000		
440	3,330.56	3,140.57	189.99		.00		189.99
136.000							
			07MAR12	12MAR12	1.000000		

THE SKILLMAN FOUNDATION  
SKILLMAN - PRINCIPAL GLOBAL INVESTORS  
SUMMARY REALIZED GAIN/LOSS REPORT  
JANUARY 1, 2012 TO DECEMBER 31, 2012

ASSET ID	SECURITY DESCRIPTION	MAT DATE	MAT RATE	TRD DT	STL DT	SELL RATE	NET SECTY GN/LS
SH SELL/BTC	LOT LOCAL PRINCIPAL NET	LOCAL COST	LOCAL SECTY GN/LS	GN/LS			
SHARES/PAR	BASE PRINCIPAL NET	BASE COST	BASE SECTY GN/LS	BASE SECTY GN/LS	BASE CURR GN/LS		NET BAS SECTY GN/LS
		* * * I D C O S T	F U N D	* * *			
441	4,953.27	4,949.09	4.18		.00		4.18
202.000							
458	981.13	1,005.80	07MAR12	12MAR12	1.000000		-24.67
40.000			-24.67		.00		
473	123.40	125.73	08MAR12	13MAR12	1.000000		-2.33
5.000			-2.33		.00		
475	1,676.84	1,711.84	08MAR12	13MAR12	1.000000		-35.00
68.000			-35.00		.00		
516	8,616.93	8,792.36	09MAR12	14MAR12	1.000000		-175.43
349.000			-175.43		.00		
03748R101	TOTAL						
-----	80,202.07	78,664.42	1,537.65 L		.00		1,537.65 L
044103109	ASHFORD HOSPITALITY TRUST	REIT USD.01	25APR12	30APR12	1.000000		
753	902.46	754.16	148.30		.00		148.30
101.000							
761	332.15	283.87	27APR12	02MAY12	1.000000		48.28
38.000			48.28		.00		
773	6,600.54	5,950.30	01MAY12	04MAY12	1.000000		650.24
761.000			650.24		.00		
044103109	TOTAL						
-----	7,835.15	6,988.33	846.82 L		.00		846.82 L
053484101	AVALONBAY COMMUNITIES INC	REIT USD.01	27NOV12	30NOV12	1.000000		
201	26,796.95	9,853.39	16,943.56		.00		16,943.56
200.000							
204	30,489.01	14,702.55	27NOV12	30NOV12	1.000000		15,786.46
230.000			15,786.46		.00		
206	9,303.08	6,705.00	27NOV12	30NOV12	1.000000		2,598.08
70.000			2,598.08		.00		

THE SKILLMAN FOUNDATION  
SKILLMAN - PRINCIPAL GLOBAL INVESTORS  
SUMMARY REALIZED GAIN/LOSS REPORT  
JANUARY 1, 2012 TO DECEMBER 31, 2012

ASSET ID	SECURITY DESCRIPTION	MAT DATE	MAT RATE	TRD DT	STL DT	SELL RATE	NET SECTY GN/LS
SH SELL/BTC	LOT LOCAL PRINCIPAL NET	LOCAL COST	LOCAL SECTY GN/LS				
SHARES/PAR	BASE PRINCIPAL NET	BASE COST	BASE SECTY GN/LS				
		* * * I D C O S T	F U N D * * *				
	664	20,296.22	14,644.05	28DEC12	03JAN13	1.000000	5,652.17
151.000				5,652.17		.00	
	671	12,411.44	9,312.81	28DEC12	03JAN13	1.000000	3,098.63
92.000				3,098.63		.00	
	680	7,655.78	5,754.66	31DEC12	04JAN13	1.000000	1,901.12
57.000				1,901.12		.00	
053484101	TOTAL	106,952.48	60,972.46	45,980.02 L		.00	45,980.02 L
05564E106	BRE PROPERTIES INC	REIT USD.01		11MAY12	16MAY12	1.000000	1,770.06
	035	21,978.06	20,208.00	1,770.06		.00	
421.000							
	040	12,955.62	11,904.00	11MAY12	16MAY12	1.000000	1,051.62
248.000				1,051.62		.00	
	041	15,476.32	14,256.00	11MAY12	16MAY12	1.000000	1,220.32
297.000				1,220.32		.00	
	047	2,237.85	2,064.00	14MAY12	17MAY12	1.000000	173.85
43.000				173.85		.00	
	049	1,251.24	1,152.00	14MAY12	17MAY12	1.000000	99.24
24.000				99.24		.00	
	061	6,852.36	6,384.00	15MAY12	18MAY12	1.000000	468.36
133.000				468.36		.00	
	077	6,972.52	6,864.00	18MAY12	23MAY12	1.000000	108.52
143.000				108.52		.00	
	160	10,257.03	9,936.00	30MAY12	04JUN12	1.000000	321.03
207.000				321.03		.00	
	176	34,152.93	32,821.38	30MAY12	04JUN12	1.000000	1,331.55
				1,331.55		.00	

THE SKILLMAN FOUNDATION  
SKILLMAN - PRINCIPAL GLOBAL INVESTORS  
SUMMARY REALIZED GAIN/LOSS REPORT  
JANUARY 1, 2012 TO DECEMBER 31, 2012

ASSET ID	SECURITY DESCRIPTION	MAT DATE	MAT RATE	TRD DT	STL DT	SELL RATE	NET SECTY GN/LS
SH SELL/BTC	LOT LOCAL PRINCIPAL NET	LOCAL COST	LOCAL SECTY GN/LS				
	SHARES/PAR BASE PRINCIPAL NET	BASE COST	BASE SECTY GN/LS		BASE CURR GN/LS		NET BAS SECTY GN/LS
* * * I D C O S T F U N D * * *							
-----							
688.000							
05564E106	TOTAL						
-----							
	112,133.93	105,589.38	6,544.55 L		.00		6,544.55 L
101121101	BOSTON PROPERTIES INC	REIT USD.01	28DEC12	03JAN13	1.000000		
672	10,521.69	9,013.79	1,507.90		.00		1,507.90
100.000							
12673A108	CYS INVESTMENTS INC	REIT USD.01	29AUG12	04SEP12	1.000000		
008	5,938.64	5,564.32	374.32		.00		374.32
419.000							
			29AUG12	04SEP12	1.000000		
010	892.37	836.64	55.73		.00		55.73
63.000							
			29AUG12	04SEP12	1.000000		
797	5,926.97	5,551.04	375.93		.00		375.93
418.000							
			08OCT12	11OCT12	1.000000		
561	640.99	610.88	30.11		.00		30.11
46.000							
			08OCT12	11OCT12	1.000000		
562	1,293.72	1,235.04	58.68		.00		58.68
93.000							
			08OCT12	11OCT12	1.000000		
582	4,802.81	4,581.60	221.21		.00		221.21
345.000							
			08OCT12	11OCT12	1.000000		
584	1,616.39	1,540.48	75.91		.00		75.91
116.000							
			09OCT12	12OCT12	1.000000		
615	470.99	451.52	19.47		.00		19.47
34.000							
			09OCT12	12OCT12	1.000000		
616	249.56	239.04	10.52		.00		10.52
18.000							
			11OCT12	16OCT12	1.000000		
623	759.91	743.68	16.23		.00		16.23
56.000							

US26  
USD

ANNUAL

THE SKILLMAN FOUNDATION  
SKILLMAN - PRINCIPAL GLOBAL INVESTORS  
SUMMARY REALIZED GAIN/LOSS REPORT  
JANUARY 1, 2012 TO DECEMBER 31, 2012

PAGE: 9  
AS-OF DATE: 31DEC12

ASSET ID	SECURITY DESCRIPTION	MAT DATE	MAT RATE	TRD DT	STL DT	SELL RATE	NET SECTY GN/LS
SH SELL/BTC	LOT LOCAL PRINCIPAL NET	LOCAL COST	LOCAL SECTY GN/LS				
SHARES/PAR	BASE PRINCIPAL NET	BASE COST	BASE SECTY GN/LS				
		* * * I D C O S T	F U N D * * *				
	629	3,055.24	3,120.80	15OCT12	18OCT12	1.000000	-65.56
235.000				-65.56		.00	-65.56
	633	2,046.59	2,084.96	16OCT12	19OCT12	1.000000	-38.37
157.000				-38.37		.00	-38.37
	623	1,944.65	2,164.64	26DEC12	31DEC12	1.000000	-219.99
163.000				-219.99		.00	-219.99
	625	357.89	398.40	26DEC12	31DEC12	1.000000	-40.51
30.000				-40.51		.00	-40.51
	626	4,369.81	4,919.66	26DEC12	31DEC12	1.000000	-549.85
367.000				-549.85		.00	-549.85
	640	1,420.43	1,637.78	27DEC12	02JAN13	1.000000	-217.35
121.000				-217.35		.00	-217.35
	641	10,231.56	11,837.25	27DEC12	02JAN13	1.000000	-1,605.69
872.000				-1,605.69		.00	-1,605.69
	661	9,850.46	11,438.51	28DEC12	03JAN13	1.000000	-1,588.05
838.000				-1,588.05		.00	-1,588.05
	666	31,630.52	35,987.08	28DEC12	03JAN13	1.000000	-4,356.56
2,689.000				-4,356.56		.00	-4,356.56
12673A108	TOTAL	87,499.50	94,943.32	-7,443.82 L		.00	-7,443.82 L
133131102	CAMDEN PROPERTY TRUST	REIT USD.01		08OCT12	11OCT12	1.000000	11.56
589		1,008.65	997.09	11.56		.00	11.56
16.000							
	593	3,531.34	3,530.25	08OCT12	11OCT12	1.000000	1.09
56.000				1.09		.00	1.09
	594	2,460.39	2,468.68	08OCT12	11OCT12	1.000000	-8.29
				-8.29		.00	-8.29

US26  
USD

ANNUAL

THE SKILLMAN FOUNDATION  
SKILLMAN - PRINCIPAL GLOBAL INVESTORS  
SUMMARY REALIZED GAIN/LOSS REPORT  
JANUARY 1, 2012 TO DECEMBER 31, 2012

PAGE: 10  
AS-OF DATE: 31DEC12

ASSET ID	SECURITY DESCRIPTION	MAT DATE	MAT RATE	TRD DT	STL DT	SELL RATE	NET SECTY GN/LS
SH SELL/BTC	LOT LOCAL PRINCIPAL NET	LOCAL COST	LOCAL SECTY GN/LS				
SHARES/PAR	BASE PRINCIPAL NET	BASE COST	BASE SECTY GN/LS				NET BAS SECTY GN/LS
		* * * I D C O S T	F U N D * * *				
39.000							
602	5,617.91	5,621.47	09OCT12	12OCT12	1.000000		
89.000			-3.56		.00		-3.56
158	19,318.33	18,911.36	20NOV12	26NOV12	1.000000		
298.000			406.97		.00		406.97
160	6,608.59	6,520.49	20NOV12	26NOV12	1.000000		
102.000			88.10		.00		88.10
133131102	TOTAL						
	38,545.21	38,049.34	495.87 L		.00		495.87 L
195872106	COLONIAL PROPERTIES TRUST	REIT USD.01	12JAN12	18JAN12	1.000000		
775	6,153.96	2,358.23	3,795.73		.00		3,795.73
300.000							
590	6,245.85	2,366.90	08OCT12	11OCT12	1.000000		
300.000			3,878.95		.00		3,878.95
612	2,926.48	1,112.68	09OCT12	12OCT12	1.000000		
140.000			1,813.80		.00		1,813.80
617	1,254.71	476.71	09OCT12	12OCT12	1.000000		
60.000			778.00		.00		778.00
195872106	TOTAL						
	16,581.00	6,314.52	10,266.48 L		.00		10,266.48 L
22025Y407	CORRECTIONS CORP OF AMERICA	COMMON STOCK USD.01	08AUG12	13AUG12	1.000000		
539	157.94	111.17	46.77		.00		46.77
5.000							
540	6,547.19	4,639.33	08AUG12	13AUG12	1.000000		
208.000			1,907.86		.00		1,907.86

THE SKILLMAN FOUNDATION  
SKILLMAN - PRINCIPAL GLOBAL INVESTORS  
SUMMARY REALIZED GAIN/LOSS REPORT  
JANUARY 1, 2012 TO DECEMBER 31, 2012

ASSET ID	SECURITY DESCRIPTION	MAT DATE	MAT RATE	TRD DT	STL DT	SELL RATE	NET SECTY GN/LS
SH SELL/BTC	LOT LOCAL PRINCIPAL NET	LOCAL COST	LOCAL SECTY GN/LS				
SHARES/PAR	BASE PRINCIPAL NET	BASE COST	BASE SECTY GN/LS				NET BAS SECTY GN/LS
		* * * I D C O S T	F U N D * * *			BASE CURR GN/LS	
22025Y407	TOTAL						
	6,705.13	4,750.50	1,954.63 L			.00	1,954.63 L
23317H102	DDR CORP	REIT USD.1		03OCT12	09OCT12	1.000000	
	534	141.67		11.57		.00	11.57
	10.000						
	535	2,851.83		03OCT12	09OCT12	1.000000	
	201.000			210.09		.00	210.09
	546	894.29		04OCT12	10OCT12	1.000000	
	63.000			67.69		.00	67.69
	548	12,248.04		04OCT12	10OCT12	1.000000	
	863.000			826.89		.00	826.89
	549	1,036.42		04OCT12	10OCT12	1.000000	
	73.000			82.89		.00	82.89
	556	5,973.86		05OCT12	11OCT12	1.000000	
	421.000			440.81		.00	440.81
	557	5,234.89		05OCT12	11OCT12	1.000000	
	369.000			403.26		.00	403.26
23317H102	TOTAL						
	30,424.20	28,381.00	2,043.20 L			.00	2,043.20 L
253868103	DIGITAL REALTY TRUST INC	REIT USD.01		01MAR12	06MAR12	1.000000	
	296	3,284.50		2,985.33		.00	2,985.33
	86.000						
	297	7,409.19		01MAR12	06MAR12	1.000000	
	194.000			6,700.17		.00	6,700.17
	299	4,667.87		01MAR12	06MAR12	1.000000	
	120.000			4,068.93		.00	4,068.93
	572	9,105.80		16MAR12	21MAR12	1.000000	
				6,672.07		.00	6,672.07



US26  
USD

ANNUAL

THE SKILLMAN FOUNDATION  
SKILLMAN - PRINCIPAL GLOBAL INVESTORS  
SUMMARY REALIZED GAIN/LOSS REPORT  
JANUARY 1, 2012 TO DECEMBER 31, 2012

PAGE: 12  
AS-OF DATE: 31DEC12

ASSET ID	SECURITY DESCRIPTION	MAT DATE	MAT RATE	TRD DT	STL DT	SELL RATE	NET SECTY GN/LS
SH SELL/BTC	LOT LOCAL PRINCIPAL NET	LOCAL COST	LOCAL SECTY GN/LS				
SHARES/PAR	BASE PRINCIPAL NET	BASE COST	BASE SECTY GN/LS				NET BAS SECTY GN/LS
		* * * I D C O S T	F U N D * * *			BASE CURR GN/LS	
220.000							
583	34,368.68	18,028.00	16MAR12	21MAR12	1.000000		16,340.68
480.000			16,340.68		.00		
771	52,254.17	25,479.79	29AUG12	04SEP12	1.000000		26,774.38
700.000			26,774.38		.00		
581	13,592.21	7,432.14	08OCT12	11OCT12	1.000000		6,160.07
200.000			6,160.07		.00		
731	4,371.65	2,807.53	31OCT12	05NOV12	1.000000		1,564.12
71.000			1,564.12		.00		
736	29,385.01	24,777.00	31OCT12	05NOV12	1.000000		4,608.01
478.000			4,608.01		.00		
738	3,078.28	2,935.26	31OCT12	05NOV12	1.000000		143.02
50.000			143.02		.00		
759	1,658.61	1,585.04	01NOV12	06NOV12	1.000000		73.57
27.000			73.57		.00		
769	245.51	234.82	01NOV12	06NOV12	1.000000		10.69
4.000			10.69		.00		
003	3,815.23	3,698.43	02NOV12	07NOV12	1.000000		116.80
63.000			116.80		.00		
048	12,477.89	12,482.13	06NOV12	09NOV12	1.000000		-4.24
207.000			-4.24		.00		

US26  
USD

ANNUAL

THE SKILLMAN FOUNDATION  
SKILLMAN - PRINCIPAL GLOBAL INVESTORS  
SUMMARY REALIZED GAIN/LOSS REPORT  
JANUARY 1, 2012 TO DECEMBER 31, 2012

PAGE: 13  
AS-OF DATE: 31DEC12

ASSET ID	SECURITY DESCRIPTION	MAT DATE	MAT RATE	TRD DT	STL DT	SELL RATE	NET SECTY GN/LS
SH SELL/BTC	LOT LOCAL PRINCIPAL NET	LOCAL COST	LOCAL SECTY GN/LS				
SHARES/PAR	BASE PRINCIPAL NET	BASE COST	BASE SECTY GN/LS				
		* * * I D C O S T	F U N D * * *				
253868103	TOTAL						
	200,141.10	123,927.50	76,213.60 L			.00	76,213.60 L
26613Q106	DUPONT FABROS TECHNOLOGY	REIT USD.001	08FEB12	13FEB12	1.000000		
118	1,652.14	1,573.45	78.69		.00		78.69
69.000							
			08FEB12	13FEB12	1.000000		
120	2,178.09	2,075.13	102.96		.00		102.96
91.000							
			08FEB12	13FEB12	1.000000		
121	3,353.55	3,192.50	161.05		.00		161.05
140.000							
			09FEB12	14FEB12	1.000000		
131	2,383.05	2,303.16	79.89		.00		79.89
101.000							
			09FEB12	14FEB12	1.000000		
132	1,540.20	1,482.23	57.97		.00		57.97
65.000							
			09FEB12	14FEB12	1.000000		
139	991.98	957.75	34.23		.00		34.23
42.000							
			10FEB12	15FEB12	1.000000		
151	2,689.76	2,645.22	44.54		.00		44.54
116.000							
			13FEB12	16FEB12	1.000000		
165	2,418.92	2,348.77	70.15		.00		70.15
103.000							
			13FEB12	16FEB12	1.000000		
166	724.30	706.91	17.39		.00		17.39
31.000							
			13FEB12	16FEB12	1.000000		
167	935.98	912.14	23.84		.00		23.84
40.000							
			13FEB12	16FEB12	1.000000		
169	2,065.76	2,006.72	59.04		.00		59.04
88.000							
			14FEB12	17FEB12	1.000000		

THE SKILLMAN FOUNDATION  
SKILLMAN - PRINCIPAL GLOBAL INVESTORS  
SUMMARY REALIZED GAIN/LOSS REPORT  
JANUARY 1, 2012 TO DECEMBER 31, 2012

ASSET ID	SECURITY DESCRIPTION	MAT DATE	MAT RATE	TRD DT	STL DT	SELL RATE	NET SECTY GN/LS
SH SELL/BTC	LOT LOCAL PRINCIPAL NET	LOCAL COST	LOCAL SECTY GN/LS				
SHARES/PAR	BASE PRINCIPAL NET	BASE COST	BASE SECTY GN/LS				NET BAS SECTY GN/LS
		* * * I D C O S T	* * * F U N D * * *			BASE CURR GN/LS	
181	2,682.14	2,599.61	82.53			.00	82.53
114.000							
204	19,699.87	19,497.09	16FEB12 202.78	22FEB12	1.000000	.00	202.78
855.000							
214	599.38	592.89	16FEB12 6.49	22FEB12	1.000000	.00	6.49
26.000							
221	2,582.35	2,554.00	16FEB12 28.35	22FEB12	1.000000	.00	28.35
112.000							
229	4,768.38	4,759.63	17FEB12 8.75	23FEB12	1.000000	.00	8.75
207.000							
26613Q106	TOTAL						
	51,265.85	50,207.20	1,058.65 L		.00		1,058.65 L
26884U109	EPR PROPERTIES	REIT USD.01	02FEB12	07FEB12	1.000000		
091	497.33	232.14	265 19		.00		265.19
11.000							
092	1,001.81	464.28	02FEB12 537.53	07FEB12	1.000000	.00	537.53
22.000							
096	9,926.61	4,622.34	03FEB12 5,304.27	08FEB12	1.000000	.00	5,304.27
219.000							
117	3,042.04	1,459.05	08FEB12 1,582.99	13FEB12	1.000000	.00	1,582.99
69.000							
122	5,027.11	2,480.93	08FEB12 2,546.18	13FEB12	1.000000	.00	2,546.18
114.000							
125	4,137.80	2,176.58	08FEB12 1,961.22	13FEB12	1.000000	.00	1,961.22
94.000							
133	3,112.35	1,644.01	09FEB12 1,468.34	14FEB12	1.000000	.00	1,468.34
71.000							

THE SKILLMAN FOUNDATION  
SKILLMAN - PRINCIPAL GLOBAL INVESTORS  
SUMMARY REALIZED GAIN/LOSS REPORT  
JANUARY 1, 2012 TO DECEMBER 31, 2012

ASSET ID	SECURITY DESCRIPTION	MAT DATE	MAT RATE	TRD DT	STL DT	SELL RATE	
SH SELL/BTC	LOT LOCAL PRINCIPAL NET	LOCAL COST	LOCAL SECTY GN/LS				NET SECTY GN/LS
SHARES/PAR	BASE PRINCIPAL NET	BASE COST	BASE SECTY GN/LS		BASE CURR GN/LS		NET BAS SECTY GN/LS
		* * * I D C O S T	F U N D * * *				
150	566.92	301.02	10FEB12 265.90	15FEB12	1.000000 .00		265.90
13.000							
205	300.64	162.09	16FEB12 138.55	22FEB12	1.000000 .00		138.55
7.000							
215	643.02	347.33	16FEB12 295.69	22FEB12	1.000000 .00		295.69
15.000							
218	428.38	231.55	16FEB12 196.83	22FEB12	1.000000 .00		196.83
10.000							
228	1,319.95	717.81	17FEB12 602.14	23FEB12	1.000000 .00		602.14
31.000							
233	2,215.98	1,204.06	17FEB12 1,011.92	23FEB12	1.000000 .00		1,011.92
52.000							
240	7,337.66	3,986.87	21FEB12 3,350.79	24FEB12	1.000000 .00		3,350.79
172.000							
002	3,564.86	1,854.82	07MAY12 1,710.04	10MAY12	1.000000 .00		1,710.04
80.000							
003	889.91	463.60	07MAY12 426.31	10MAY12	1.000000 .00		426.31
20.000							
054	1,906.39	996.74	14MAY12 909.65	17MAY12	1.000000 .00		909.65
43.000							
057	133.25	69.54	14MAY12 63.71	17MAY12	1.000000 .00		63.71
3.000							
066	6,774.19	3,542.22	15MAY12 3,231.97	18MAY12	1 000000 .00		3,231.97
154.000							

US26  
USD

ANNUAL

THE SKILLMAN FOUNDATION  
SKILLMAN - PRINCIPAL GLOBAL INVESTORS  
SUMMARY REALIZED GAIN/LOSS REPORT  
JANUARY 1, 2012 TO DECEMBER 31, 2012

PAGE: 16  
AS-OF DATE: 31DEC12

ASSET ID	SECURITY DESCRIPTION	MAT DATE	MAT RATE	TRD DT	STL DT	SELL RATE	NET SECTY GN/LS
SH SELL/BTC	LOT LOCAL PRINCIPAL NET	LOCAL COST	LOCAL SECTY GN/LS				
SHARES/PAR	BASE PRINCIPAL NET	BASE COST	BASE SECTY GN/LS				
		* * * I D C O S T	F U N D * * *				
26884U109	TOTAL						
	52,826.20	26,956.98	25,869.22 L			.00	25,869.22 L
28140H104	EDUCATION REALTY TRUST INC	REIT USD.01	30MAY12	04JUN12	1.000000		
	166 8,807.88	7,240.00	1,567.88		.00		1,567.88
	800.000						
	203 6,531.87	5,535.00	31MAY12	05JUN12	1.000000		
			996.87		.00		996.87
	385 3,199.33	2,808.24	27JUN12	02JUL12	1.000000		
	300.000		391.09		.00		391.09
	389 1,707.54	1,497.47	27JUN12	02JUL12	1.000000		
	160.000		210.07		.00		210.07
	390 8,100.48	7,286.60	27JUN12	02JUL12	1.000000		
	758.000		813.88		.00		813.88
	401 6,587.67	6,207.08	28JUN12	03JUL12	1.000000		
	621.000		380.59		.00		380.59
	402 7,993.10	7,698.59	28JUN12	03JUL12	1.000000		
	750.000		294.51		.00		294.51
	404 2,901.51	2,830.47	28JUN12	03JUL12	1.000000		
	273.000		71.04		.00		71.04
	406 6,033.87	6,032.77	28JUN12	03JUL12	1.000000		
	567.000		1.10		.00		1.10
28140H104	TOTAL						
	51,863.25	47,136.22	4,727.03 L		.00		4,727.03 L

US26  
USD

ANNUAL

THE SKILLMAN FOUNDATION  
SKILLMAN - PRINCIPAL GLOBAL INVESTORS  
SUMMARY REALIZED GAIN/LOSS REPORT  
JANUARY 1, 2012 TO DECEMBER 31, 2012

PAGE: 17  
AS-OF DATE: 31DEC12

ASSET ID	SECURITY DESCRIPTION	MAT DATE	MAT RATE	TRD DT	STL DT	SELL RATE	NET SECTY GN/LS
SH SELL/BTC	LOT LOCAL PRINCIPAL NET	LOCAL COST	LOCAL SECTY GN/LS				
SHARES/PAR	BASE PRINCIPAL NET	BASE COST	BASE SECTY GN/LS				NET BAS SECTY GN/LS
		* * * I D C O S T F U N D * * *					
29472R108	EQUITY LIFESTYLE PROPERTIES	REIT USD.01		29JUN12	05JUL12	1.000000	
	420	3,664.97		3,203.80		.00	3,203.80
	100.000						
	105	10,776.92		04SEP12	07SEP12	1.000000	
	286.000			8,893.28		.00	8,893.28
	120	1,840.13		04SEP12	07SEP12	1.000000	
	50.000			1,603.85		.00	1,603.85
	139	2,277.00		05SEP12	10SEP12	1.000000	
	64.000			2,125.52		.00	2,125.52
	219	385.94		10SEP12	13SEP12	1.000000	
	11.000			374.59		.00	374.59
	224	385.95		10SEP12	13SEP12	1.000000	
	11.000			374.56		.00	374.56
	267	811.54		12SEP12	17SEP12	1.000000	
	23 000			773.70		.00	773.70
	274	1,241.32		12SEP12	17SEP12	1.000000	
	35.000			1,155.18		.00	1,155.18
	302	3,978.87		13SEP12	18SEP12	1.000000	
	113.000			3,788.47		.00	3,788.47
	321	245.77		14SEP12	19SEP12	1.000000	
	7.000			239.01		.00	239.01
	392	4,038.65		20SEP12	25SEP12	1.000000	
	109.000			3,539.66		.00	3,539.66
	394	187.05		20SEP12	25SEP12	1.000000	
	5.000			160.22		.00	160.22

THE SKILLMAN FOUNDATION  
SKILLMAN - PRINCIPAL GLOBAL INVESTORS  
SUMMARY REALIZED GAIN/LOSS REPORT  
JANUARY 1, 2012 TO DECEMBER 31, 2012

ASSET ID	SECURITY DESCRIPTION	MAT DATE	MAT RATE	TRD DT	STL DT	SELL RATE	NET SECTY GN/LS
SH SELL/BTC	LOT LOCAL PRINCIPAL NET	LOCAL COST	LOCAL SECTY GN/LS				
SHARES/PAR	BASE PRINCIPAL NET	BASE COST	BASE SECTY GN/LS				
		* * * I D C O S T	F U N D * * *				
	450	27,150.18	17,651.23	20SEP12	25SEP12	1.000000	9,498.95
391.000				9,498.95		.00	
	418	6,600.16	3,629.83	21SEP12	26SEP12	1.000000	2,970.33
95.000				2,970.33		.00	
	480	15,737.64	12,135.39	27SEP12	02OCT12	1.000000	3,602.25
227.000				3,602.25		.00	
	509	15,495.40	13,374.56	28SEP12	03OCT12	1.000000	2,120.84
228.000				2,120.84		.00	
29472R108	TOTAL	121,049.33	76,625.12	44,424.21 L		.00	44,424.21 L
294752100	EQUITY ONE INC	REIT USD.01	190.52	19JUN12	22JUN12	1.000000	42.25
246				42.25		.00	
11.000	232.77						
	247	14,255.39	11,669.03	19JUN12	22JUN12	1.000000	2,586.36
674.000				2,586.36		.00	
	248	317.27	259.81	19JUN12	22JUN12	1.000000	57.46
15.000				57.46		.00	
	273	3,150.53	2,580.78	20JUN12	25JUN12	1.000000	569.75
149.000				569.75		.00	
	274	296.08	242.49	20JUN12	25JUN12	1.000000	53.59
14.000				53.59		.00	
	280	759.41	623.55	20JUN12	25JUN12	1.000000	135.86
36.000				135.86		.00	
	302	495.19	415.70	21JUN12	26JUN12	1.000000	79.49
24.000				79.49		.00	
	326	1,407.62	1,177.81	22JUN12	27JUN12	1.000000	229.81
				229.81		.00	

THE SKILLMAN FOUNDATION  
SKILLMAN - PRINCIPAL GLOBAL INVESTORS  
SUMMARY REALIZED GAIN/LOSS REPORT  
JANUARY 1, 2012 TO DECEMBER 31, 2012

ASSET ID	SECURITY DESCRIPTION	MAT DATE	MAT RATE	TRD DT	STL DT	SELL RATE	NET SECTY GN/LS
SH SELL/BTC	LOT LOCAL PRINCIPAL NET	LOCAL COST	LOCAL SECTY GN/LS				
SHARES/PAR	BASE PRINCIPAL NET	BASE COST	BASE SECTY GN/LS				NET BAS SECTY GN/LS
		* * * I D C O S T	F U N D * * *			BASE CURR GN/LS	
68.000							
328	2,489.54	2,095.80	22JUN12	27JUN12	1.000000		393.74
121.000			393.74		.00		
330	718.71	607.49	22JUN12	27JUN12	1.000000		111.22
35.000			111.22		.00		
334	268.12	225.51	22JUN12	27JUN12	1.000000		42.61
13.000			42.61		.00		
352	1,194.49	1,005.72	25JUN12	28JUN12	1.000000		188.77
58.000			188.77		.00		
367	948.53	797.64	26JUN12	29JUN12	1.000000		150.89
46.000			150.89		.00		
387	781.81	658.92	27JUN12	02JUL12	1.000000		122.89
38.000			122.89		.00		
403	2,262.50	1,924.74	28JUN12	03JUL12	1.000000		337.76
111.000			337.76		.00		
405	3,529.26	2,999.82	28JUN12	03JUL12	1.000000		529.44
173.000			529.44		.00		
419	4,472.88	3,709.99	29JUN12	05JUL12	1.000000		762.89
214.000			762.89		.00		
772	6,354.72	5,202.00	29AUG12	04SEP12	1.000000		1,152.72
300.000			1,152.72		.00		
529	1,404.86	1,132.30	03OCT12	09OCT12	1.000000		272.56
67.000			272.56		.00		
530	104.90	84.50	03OCT12	09OCT12	1.000000		20.40
5.000			20.40		.00		



US26  
USD

ANNUAL

THE SKILLMAN FOUNDATION  
SKILLMAN - PRINCIPAL GLOBAL INVESTORS  
SUMMARY REALIZED GAIN/LOSS REPORT  
JANUARY 1, 2012 TO DECEMBER 31, 2012

PAGE: 20  
AS-OF DATE: 31DEC12

ASSET ID	SECURITY DESCRIPTION	MAT DATE	MAT RATE	TRD DT	STL DT	SELL RATE	NET SECTY GN/LS
SH SELL/BTC	LOT LOCAL PRINCIPAL NET	LOCAL COST	LOCAL SECTY GN/LS				
SHARES/PAR	BASE PRINCIPAL NET	BASE COST	BASE SECTY GN/LS				
		* * * I D C O S T	F U N D * * *				
531	1,856.05	1,504.10	03OCT12	09OCT12	1.000000		351.95
89.000			351.95		.00		
547	3,848.35	3,092.70	04OCT12	10OCT12	1.000000		755.65
183.000			755.65		.00		
550	5,370.42	4,326.40	04OCT12	10OCT12	1.000000		1,044.02
256.000			1,044.02		.00		
551	6,352.35	5,070.00	04OCT12	10OCT12	1.000000		1,282.35
300.000			1,282.35		.00		
294752100	TOTAL						
	62,871.75	51,597.32	11,274.43 L		.00		11,274.43 L
29476L107	EQUITY RESIDENTIAL	REIT USD.01	12JAN12	18JAN12	1.000000		
776	13,732.57	11,611.96	2,120.61		.00		2,120.61
253.000							
782	13,407.42	11,735.98	12JAN12	18JAN12	1.000000		1,671.44
247.000			1,671.44		.00		
563	6,134.17	4,790.92	08OCT12	11OCT12	1.000000		1,343.25
109.000			1,343.25		.00		
583	3,040.37	1,975.92	08OCT12	11OCT12	1.000000		1,064.45
54.000			1,064.45		.00		
586	7,711.06	5,012.98	08OCT12	11OCT12	1.000000		2,698.08
137.000			2,698.08		.00		
600	8,479.91	5,482.24	09OCT12	12OCT12	1.000000		2,997.67
151.000			2,997.67		.00		
613	8,365.79	5,372.94	09OCT12	12OCT12	1.000000		2,992.85
149.000			2,992.85		.00		
200	7,647.56	4,993.80	27NOV12	30NOV12	1.000000		2,653.76
			2,653.76		.00		

THE SKILLMAN FOUNDATION  
SKILLMAN - PRINCIPAL GLOBAL INVESTORS  
SUMMARY REALIZED GAIN/LOSS REPORT  
JANUARY 1, 2012 TO DECEMBER 31, 2012

ASSET ID	SECURITY DESCRIPTION	MAT DATE	MAT RATE	TRD DT	STL DT	SELL RATE	NET SECTY GN/LS
SH SELL/BTC	LOT LOCAL PRINCIPAL NET	LOCAL COST	LOCAL SECTY GN/LS				
SHARES/PAR	BASE PRINCIPAL NET	BASE COST	BASE SECTY GN/LS	BASE CURR GN/LS			NET BAS SECTY GN/LS
* * * I D C O S T F U N D * * *							
138.000							
202	23,232.57	15,892.68	27NOV12	30NOV12	1.000000		
420.000			7,339.89		.00		7,339.89
208	2,580.53	1,999.82	27NOV12	30NOV12	1.000000		
46.000			580.71		.00		580.71
209	666.70	521.69	27NOV12	30NOV12	1.000000		
12.000			145.01		.00		145.01
228	60,192.41	45,711.32	28NOV12	03DEC12	1.000000		
1,100.000			14,481.09		.00		14,481.09
231	10,013.09	5,739.50	28NOV12	03DEC12	1.000000		
184.000			4,273.59		.00		4,273.59
29476L107	TOTAL						
	165,204.15	120,841.75	44,362.40 L		.00		44,362.40 L
30225T102	EXTRA SPACE STORAGE INC	REIT USD.01	04SEP12	07SEP12	1.000000		
107	4,404.94	2,941.83	1,463.11		.00		1,463.11
129.000							
123	11,178.46	7,562.50	04SEP12	07SEP12	1.000000		
327.000			3,615.96		.00		3,615.96
137	1,504.61	1,015.87	05SEP12	10SEP12	1.000000		
44.000			488.74		.00		488.74
30225T102	TOTAL						
	17,088.01	11,520.20	5,567.81 L		.00		5,567.81 L
370023103	GENERAL GROWTH PROPERTIES	REIT USD.01	12JAN12	18JAN12	1.000000		
774	1,008.76	1,003.00	5.76		.00		5.76
68.000							
785	2,909.64	2,891.00	12JAN12	18JAN12	1.000000		
196.000			18.64		.00		18.64
			12JAN12	18JAN12	1.000000		

THE SKILLMAN FOUNDATION  
SKILLMAN - PRINCIPAL GLOBAL INVESTORS  
SUMMARY REALIZED GAIN/LOSS REPORT  
JANUARY 1, 2012 TO DECEMBER 31, 2012

ASSET ID	SECURITY DESCRIPTION	MAT DATE	MAT RATE	TRD DT	STL DT	SELL RATE	NET SECTY GN/LS
SH SELL/BTC	LOT LOCAL PRINCIPAL NET	LOCAL COST	LOCAL SECTY GN/LS				
SHARES/PAR	BASE PRINCIPAL NET	BASE COST	BASE SECTY GN/LS				
		* * * I D C O S T	F U N D * * *				
791	2,016.53	2,006.00	10.53			.00	10.53
136.000							
006	2,166.02	1,563.50	29AUG12 602.52	04SEP12	1.000000	.00	602.52
106.000							
007	3,000.66	2,168.25	29AUG12 832.41	04SEP12	1.000000	.00	832.41
147.000							
762	12,209.06	8,850.00	29AUG12 3,359.06	04SEP12	1.000000	.00	3,359.06
600.000							
798	1,305.99	944.00	29AUG12 361.99	04SEP12	1.000000	.00	361.99
64.000							
048	2,585.08	1,873.25	30AUG12 711.83	05SEP12	1.000000	.00	711.83
127.000							
051	2,836.50	2,050.25	30AUG12 786.25	05SEP12	1.000000	.00	786.25
139.000							
053	3,119.22	2,256.75	30AUG12 862.47	05SEP12	1.000000	.00	862.47
153.000							
057	1,307.02	944.00	30AUG12 363.02	05SEP12	1.000000	.00	363.02
64.000							
101	7,590.56	5,604.44	04SEP12 1,986.12	07SEP12	1.000000	.00	1,986.12
369.000							
106	43,835.60	36,332.86	04SEP12 7,502.74	07SEP12	1.000000	.00	7,502.74
2,131.000							
408	5,496.99	4,747.44	20SEP12 749.55	25SEP12	1.000000	.00	749.55
281.000							
409	5,693.02	4,897.89	20SEP12 795.13	25SEP12	1.000000	.00	795.13

THE SKILLMAN FOUNDATION  
SKILLMAN - PRINCIPAL GLOBAL INVESTORS  
SUMMARY REALIZED GAIN/LOSS REPORT  
JANUARY 1, 2012 TO DECEMBER 31, 2012

ASSET ID	SECURITY DESCRIPTION	MAT DATE	MAT RATE	TRD DT	STL DT	SELL RATE	NET SECTY GN/LS
SH SELL/BTC	LOT LOCAL PRINCIPAL NET	LOCAL COST	LOCAL SECTY GN/LS				
SHARES/PAR	BASE PRINCIPAL NET	BASE COST	BASE SECTY GN/LS		BASE CURR GN/LS		NET BAS SECTY GN/LS
		* * * I D C O S T	F U N D * * *				
291.000							
412	5,334.93	4,577.94	20SEP12	25SEP12	1.000000		756.99
273.000			756.99		.00		
415	4,988.60	4,276.10	20SEP12	25SEP12	1.000000		712.50
255.000			712.50		.00		
370023103	TOTAL						
	107,404.18	86,986.67	20,417.51 L		.00		20,417.51 L
379302102	GLIMCHER REALTY TRUST	REIT USD.01	29AUG12	04SEP12	1.000000		210.63
004	1,282.32	1,071.69	210.63		.00		
124.000							
012	856.66	724.29	29AUG12	04SEP12	1.000000		132.37
83.000			132.37		.00		
761	7,762.19	6,145.78	29AUG12	04SEP12	1.000000		1,616.41
752.000			1,616.41		.00		
799	424.80	334.36	29AUG12	04SEP12	1.000000		90.44
41.000			90.44		.00		
113	4,182.89	3,472.61	15NOV12	20NOV12	1.000000		710.28
401.000			710.28		.00		
114	1,087.64	863.20	15NOV12	20NOV12	1.000000		224.44
104.000			224.44		.00		
121	16,841.10	13,603.81	16NOV12	21NOV12	1.000000		3,237.29
1,606.000			3,237.29		.00		
132	11,476.71	9,777.97	19NOV12	23NOV12	1.000000		1,698.74
1,089.000			1,698.74		.00		
136	7,528.40	6,111.72	19NOV12	23NOV12	1.000000		1,416.68
713.000			1,416.68		.00		

US26  
USD

ANNUAL

THE SKILLMAN FOUNDATION  
SKILLMAN - PRINCIPAL GLOBAL INVESTORS  
SUMMARY REALIZED GAIN/LOSS REPORT  
JANUARY 1, 2012 TO DECEMBER 31, 2012

PAGE: 24  
AS-OF DATE: 31DEC12

ASSET ID	SECURITY DESCRIPTION	MAT DATE	MAT RATE	TRD DT	STL DT	SELL RATE	NET SECTY GN/LS
SH SELL/BTC	LOT LOCAL PRINCIPAL NET	LOCAL COST	LOCAL SECTY GN/LS				
	SHARES/PAR BASE PRINCIPAL NET	BASE COST	BASE SECTY GN/LS				
		* * * I D C O S T F U N D * * *					
137	2,761.13	2,267.15	19NOV12	23NOV12	1.000000		493.98
261.000			493.98		.00		
161	847.34	712.02	20NOV12	26NOV12	1.000000		135.32
80.000			135.32		.00		
162	719.79	620.53	20NOV12	26NOV12	1.000000		99.26
68.000			99.26		.00		
164	604.56	519.86	20NOV12	26NOV12	1.000000		84.70
57.000			84.70		.00		
166	4,883.23	4,314.95	20NOV12	26NOV12	1.000000		568.28
462.000			568.28		.00		
171	740.87	654.79	20NOV12	26NOV12	1.000000		86.08
70.000			86.08		.00		
177	2,401.05	2,132.73	21NOV12	27NOV12	1.000000		268.32
228.000			268.32		.00		
178	1,437.43	1,272.16	21NOV12	27NOV12	1.000000		165.27
136.000			165.27		.00		
183	3,748.13	3,311.35	23NOV12	28NOV12	1.000000		436.78
354.000			436.78		.00		
184	3,925.09	3,470.37	23NOV12	28NOV12	1.000000		454.72
371.000			454.72		.00		
295	489.43	419.17	05DEC12	10DEC12	1.000000		70.26
46.000			70.26		.00		
301	934.79	700.86	05DEC12	10DEC12	1.000000		233.93
88.000			233.93		.00		
			06DEC12	11DEC12	1.000000		

THE SKILLMAN FOUNDATION  
SKILLMAN - PRINCIPAL GLOBAL INVESTORS  
SUMMARY REALIZED GAIN/LOSS REPORT  
JANUARY 1, 2012 TO DECEMBER 31, 2012

ASSET ID	SECURITY DESCRIPTION	MAT DATE	MAT RATE	TRD DT	STL DT	SELL RATE	NET SECTY GN/LS
SH SELL/BTC	LOT LOCAL PRINCIPAL NET	LOCAL COST	LOCAL SECTY GN/LS				NET BAS SECTY GN/LS
SHARES/PAR	BASE PRINCIPAL NET	BASE COST	BASE SECTY GN/LS		BASE CURR GN/LS		
		* * * I D C O S T	F U N D * * *				
329	1,914.70	1,433.10	481.60			.00	481.60
180.000							
330	1,422.65	1,069.72	352.93	06DEC12	11DEC12	1.000000	352.93
134.000						.00	
346	487.74	366.47	121.27	07DEC12	12DEC12	1.000000	121.27
46.000						.00	
349	2,188.56	1,641.14	547.42	07DEC12	12DEC12	1.000000	547.42
206.000						.00	
427	1,060.33	796.67	263.66	14DEC12	19DEC12	1.000000	263.66
100.000						.00	
433	624.20	470.03	154.17	14DEC12	19DEC12	1.000000	154.17
59.000						.00	
463	1,092.95	820.57	272.38	17DEC12	20DEC12	1.000000	272.38
103.000						.00	
465	3,610.71	2,708.40	902.31	17DEC12	20DEC12	1.000000	902.31
340.000						.00	
467	15,503.41	12,020.76	3,482.65	17DEC12	20DEC12	1.000000	3,482.65
1,464 000						.00	
475	2,086.53	1,783.98	302.55	17DEC12	20DEC12	1.000000	302.55
197.000						.00	
479	6,382.77	5,791.46	591.31	17DEC12	20DEC12	1.000000	591.31
601.000						.00	
482	190.70	178.68	12.02	17DEC12	20DEC12	1.000000	12.02
18.000						.00	
518	5,166.84	4,797.95	368.89	18DEC12	21DEC12	1.000000	368.89
						.00	

THE SKILLMAN FOUNDATION  
SKILLMAN - PRINCIPAL GLOBAL INVESTORS  
SUMMARY REALIZED GAIN/LOSS REPORT  
JANUARY 1, 2012 TO DECEMBER 31, 2012

ASSET ID	SECURITY DESCRIPTION	MAT DATE	MAT RATE	TRD DT	STL DT	SELL RATE	NET SECTY GN/LS
SH SELL/BTC	LOT LOCAL PRINCIPAL NET	LOCAL COST	LOCAL SECTY GN/LS				
	SHARES/PAR BASE PRINCIPAL NET	BASE COST	BASE SECTY GN/LS		BASE CURR GN/LS		NET BAS SECTY GN/LS
		* * * I D C O S T	F U N D * * *				
480.000							
521	4,045.66	3,766.47	18DEC12	21DEC12	1.000000		
377.000			279.19		.00		279.19
545	1,311.01	1,179.75	19DEC12	24DEC12	1.000000		
121.000			131.26		.00		131.26
548	4,925.53	4,436.25	19DEC12	24DEC12	1.000000		
455.000			489.28		.00		489.28
552	7,169.70	6,169.09	19DEC12	24DEC12	1.000000		
664.000			1,000.61		.00		1,000.61
577	1,936.22	1,641.16	20DEC12	26DEC12	1.000000		
178.000			295.06		.00		295.06
579	9,517.30	8,086.67	20DEC12	26DEC12	1.000000		
878.000			1,430.63		.00		1,430.63
581	1,120.39	947.93	20DEC12	26DEC12	1.000000		
103.000			172.46		.00		172.46
379302102	TOTAL						
-----	146,693.45	122,607.62	24,085.83 L		.00		24,085.83 L
40414L109	HCP INC	REIT USD1.	31MAY12	05JUN12	1.000000		
200	12,150.62	6,868.80	5,281.82		.00		5,281.82
300.000							
278	5,472.37	2,930.54	20JUN12	25JUN12	1.000000		
128.000			2,541.83		.00		2,541.83
296	5,122.14	2,729.97	21JUN12	26JUN12	1.000000		
120.000			2,392.17		.00		2,392.17
299	4,137.85	2,304.71	21JUN12	26JUN12	1.000000		
97.000			1,833.14		.00		1,833.14

US26  
USD

ANNUAL

THE SKILLMAN FOUNDATION  
SKILLMAN - PRINCIPAL GLOBAL INVESTORS  
SUMMARY REALIZED GAIN/LOSS REPORT  
JANUARY 1, 2012 TO DECEMBER 31, 2012

PAGE: 27  
AS-OF DATE: 31DEC12

ASSET ID	SECURITY DESCRIPTION	MAT DATE	MAT RATE	TRD DT	STL DT	SELL RATE	NET SECTY GN/LS
SH SELL/BTC	LOT LOCAL PRINCIPAL NET	LOCAL COST	LOCAL SECTY GN/LS				
SHARES/PAR	BASE PRINCIPAL NET	BASE COST	BASE SECTY GN/LS				
		* * * I D C O S T	F U N D * * *				
				22JUN12	27JUN12	1.000000	
327	15,117.75	8,582.00	6,535.75			.00	6,535.75
357.000							
				25JUN12	28JUN12	1.000000	
349	16,304.77	9,231.36	7,073.41			.00	7,073.41
384.000							
				25JUN12	28JUN12	1.000000	
351	590.92	336.56	254.36			.00	254.36
14.000							
				26JUN12	29JUN12	1.000000	
372	10,832.02	6,110.73	4,721.29			.00	4,721.29
253.000							
				26JUN12	29JUN12	1.000000	
376	6,278.62	3,571.44	2,707.18			.00	2,707.18
147.000							
				18SEP12	21SEP12	1.000000	
362	544.66	291.55	253.11			.00	253.11
12.000							
				18SEP12	21SEP12	1.000000	
364	10,923.41	4,815.34	6,108.07			.00	6,108.07
241 000							
				18SEP12	21SEP12	1.000000	
369	3,853.88	1,764.55	2,089.33			.00	2,089.33
85.000							
				18SEP12	21SEP12	1.000000	
370	1,089.22	510.00	579.22			.00	579.22
24.000							
				14DEC12	19DEC12	1.000000	
432	8,822.34	4,252.02	4,570.32			.00	4,570.32
200.000							
40414L109	TOTAL						
	101,240.57	54,299.57	46,941.00 L			.00	46,941.00 L



THE SKILLMAN FOUNDATION  
SKILLMAN - PRINCIPAL GLOBAL INVESTORS  
SUMMARY REALIZED GAIN/LOSS REPORT  
JANUARY 1, 2012 TO DECEMBER 31, 2012

ASSET ID	SECURITY DESCRIPTION	MAT DATE	MAT RATE	TRD DT	STL DT	SELL RATE	NET SECTY GN/LS
SH SELL/BTC	LOT LOCAL PRINCIPAL NET	LOCAL COST	LOCAL SECTY GN/LS				
SHARES/PAR	BASE PRINCIPAL NET	BASE COST	BASE SECTY GN/LS				NET BAS SECTY GN/LS
		* * * I D C O S T	F U N D * * *				
42217K106	HEALTH CARE REIT INC	REIT USD1.		14DEC12	19DEC12	1.000000	
	411 1,458.27	1,099.19		359.08		.00	359.08
	25.000						
	430 5,487.79	4,132.96		14DEC12	19DEC12	1.000000	1,354.83
	94.000			1,354.83		.00	
	439 16,392.52	12,354.92		17DEC12	20DEC12	1.000000	4,037.60
	281.000			4,037.60		.00	
42217K106	TOTAL						
-----	23,338.58	17,587.07		5,751.51 L		.00	5,751.51 L
427825104	HERSHA HOSPITALITY TRUST	REIT USD.01		05DEC12	10DEC12	1.000000	
	293 926.83	579.00		347.83		.00	347.83
	193.000						
	299 5,328.10	3,330.00		05DEC12	10DEC12	1.000000	1,998.10
	1,110 000			1,998.10		.00	
	304 3,307.75	2,076.00		05DEC12	10DEC12	1.000000	1,231.75
	692.000			1,231.75		.00	
	317 710.96	447.00		06DEC12	11DEC12	1.000000	263.96
	149.000			263.96		.00	
	347 406.96	258.00		07DEC12	12DEC12	1.000000	148.96
	86.000			148.96		.00	
	348 312.92	198.00		07DEC12	12DEC12	1.000000	114.92
	66.000			114.92		.00	
	361 1,092.02	699.00		10DEC12	13DEC12	1.000000	393.02
	233.000			393.02		.00	
	371 338.52	213.00		11DEC12	14DEC12	1.000000	125.52
	71.000			125.52		.00	
				12DEC12	17DEC12	1.000000	

THE SKILLMAN FOUNDATION  
SKILLMAN - PRINCIPAL GLOBAL INVESTORS  
SUMMARY REALIZED GAIN/LOSS REPORT  
JANUARY 1, 2012 TO DECEMBER 31, 2012

ASSET ID	SECURITY DESCRIPTION	MAT DATE	MAT RATE	TRD DT	STL DT	SELL RATE	NET SECTY GN/LS
SH SELL/BTC	LOT LOCAL PRINCIPAL NET	LOCAL COST	LOCAL SECTY GN/LS				
SHARES/PAR	BASE PRINCIPAL NET	BASE COST	BASE SECTY GN/LS				
		* * * I D C O S T	F U N D * * *				
385	2,015.99	1,287.00	728.99			.00	728.99
429.000							
386	3,000.89	2,278.50	722.39	12DEC12	17DEC12	1.000000	722.39
642.000						.00	
402	3,278.01	2,987.75	290.26	13DEC12	18DEC12	1.000000	290.26
703.000						.00	
403	557.80	505.75	52.05	13DEC12	18DEC12	1.000000	52.05
119.000						.00	
405	2,306.64	2,103.75	202.89	13DEC12	18DEC12	1.000000	202.89
495.000						.00	
407	294.20	267.75	26.45	13DEC12	18DEC12	1.000000	26.45
63.000						.00	
428	475.95	458.02	17.93	14DEC12	19DEC12	1.000000	17.93
102.000						.00	
429	373.17	364.18	8.99	14DEC12	19DEC12	1.000000	8.99
80.000						.00	
436	14.03	13.66	.37	14DEC12	19DEC12	1.000000	.37
3.000						.00	
469	3,008.48	2,945.34	63.14	17DEC12	20DEC12	1.000000	63.14
647.000						.00	
471	936.85	915.01	21.84	17DEC12	20DEC12	1.000000	21.84
201.000						.00	
472	1,367.51	1,333.82	33.69	17DEC12	20DEC12	1.000000	33.69
293.000						.00	
474	789.78	769.34	20.44	17DEC12	20DEC12	1.000000	20.44
						.00	

THE SKILLMAN FOUNDATION  
SKILLMAN - PRINCIPAL GLOBAL INVESTORS  
SUMMARY REALIZED GAIN/LOSS REPORT  
JANUARY 1, 2012 TO DECEMBER 31, 2012

ASSET ID	SECURITY DESCRIPTION	MAT DATE	MAT RATE	TRD DT	STL DT	SELL RATE	NET SECTY GN/LS
SH SELL/BTC	LOT LOCAL PRINCIPAL NET	LOCAL COST	LOCAL SECTY GN/LS				
SHARES/PAR	BASE PRINCIPAL NET	BASE COST	BASE SECTY GN/LS				
		* * * I D C O S T	F U N D * * *				
169.000							
508	7,535.04	8,192.72	18DEC12	21DEC12	1.000000		
1,617.000			-657.68		.00		-657.68
511	1,508.37	2,031.99	18DEC12	21DEC12	1.000000		
323.000			-523.62		.00		-523.62
512	496.13	666.85	18DEC12	21DEC12	1.000000		
106.000			-170.72		.00		-170.72
547	1,010.96	1,227.52	19DEC12	24DEC12	1.000000		
216.000			-216.56		.00		-216.56
553	499.67	422.20	19DEC12	24DEC12	1.000000		
107.000			77.47		.00		77.47
554	3,100.81	3,156.72	19DEC12	24DEC12	1.000000		
664.000			-55.91		.00		-55.91
557	806.30	897.13	19DEC12	24DEC12	1.000000		
173.000			-90.83		.00		-90.83
427825104	TOTAL						
	45,800.64	40,625.00	5,175.64 L		.00		5,175.64 L
431284108	HIGHWOODS PROPERTIES INC	REIT USD.01	17DEC12	20DEC12	1.000000		
464	8,176.88	7,917.25	259.63		.00		259.63
252.000							
468	24,256.42	23,808.57	17DEC12	20DEC12	1.000000		
748.000			447.85		.00		447.85
431284108	TOTAL						
	32,433.30	31,725.82	707.48 L		.00		707.48 L

US26  
USD

ANNUAL

THE SKILLMAN FOUNDATION  
SKILLMAN - PRINCIPAL GLOBAL INVESTORS  
SUMMARY REALIZED GAIN/LOSS REPORT  
JANUARY 1, 2012 TO DECEMBER 31, 2012

PAGE: 31  
AS-OF DATE: 31DEC12

ASSET ID	SECURITY DESCRIPTION		MAT DATE	MAT RATE	TRD DT	STL DT	SELL RATE	NET SECTY GN/LS
SH SELL/BTC	LOT	LOCAL PRINCIPAL NET	LOCAL COST	LOCAL SECTY GN/LS	BASE SECTY GN/LS	BASE CURR GN/LS	NET BAS SECTY GN/LS	
	SHARES/PAR	BASE PRINCIPAL NET	BASE COST	BASE SECTY GN/LS				
* * * I D C O S T F U N D * * *								
44107P104	HOST HOTELS + RESORTS INC		REIT USD.01		18APR12	19APR12	1.000000	
	733	17,970.73	6,530.75		11,439.98		.00	11,439.98
	1,100.000							
	735	6,535.61	2,481.96		4,053.65	19APR12	1.000000	4,053.65
	400.000						.00	
	758	10,263.28	3,840.84		6,422.44	01MAY12	1.000000	6,422.44
	619.000						.00	
	759	4,669.58	1,746.77		2,922.81	01MAY12	1.000000	2,922.81
	281.000						.00	
	782	22,579.61	8,457.44		14,122.17	08MAY12	1.000000	14,122.17
	1,366.000						.00	
	026	3,757.41	1,439.87		2,317.54	15MAY12	1.000000	2,317.54
	234.000						.00	
44107P104	TOTAL	65,776.22	24,497.63		41,278.59 L		.00	41,278.59 L
49446R109	KIMCO REALTY CORP		REIT USD.01		12JAN12	18JAN12	1.000000	
	772	1,380.47	924.74		455.73		.00	455.73
	81.000							
	790	2,022.54	1,358.56		663.98	18JAN12	1.000000	663.98
	119.000						.00	
	400	4,723.70	2,934.04		1,789.66	09MAR12	1.000000	1,789.66
	257.000						.00	
	402	717.01	445.24		271.77	09MAR12	1.000000	271.77
	39.000						.00	
	414	1,486.38	924.73		561.65	12MAR12	1.000000	561.65
	81.000						.00	
					07MAR12	12MAR12	1.000000	

US26  
USD

ANNUAL

THE SKILLMAN FOUNDATION  
SKILLMAN - PRINCIPAL GLOBAL INVESTORS  
SUMMARY REALIZED GAIN/LOSS REPORT  
JANUARY 1, 2012 TO DECEMBER 31, 2012

PAGE: 32  
AS-OF DATE: 31DEC12

ASSET ID	SECURITY DESCRIPTION	MAT DATE	MAT RATE	TRD DT	STL DT	SELL RATE	NET SECTY GN/LS
SH SELL/BTC	LOT LOCAL PRINCIPAL NET	LOCAL COST	LOCAL SECTY GN/LS				
SHARES/PAR	BASE PRINCIPAL NET	BASE COST	BASE SECTY GN/LS		BASE CURR GN/LS		NET BAS SECTY GN/LS
		* * * I D C O S T	F U N D * * *				
445	5,266.87	3,313.29	1,953.58			.00	1,953.58
288.000							
452	22,354.75	14,963.52	7,391.23	07MAR12	12MAR12	1.000000	7,391.23
1,220.000						.00	
453	11,122.68	8,354.19	2,768.49	07MAR12	12MAR12	1.000000	2,768.49
606.000						.00	
460	6,048.76	4,592.64	1,456.12	07MAR12	12MAR12	1.000000	1,456.12
330.000						.00	
472	2,157.92	1,644.85	513.07	08MAR12	13MAR12	1.000000	513.07
118.000						.00	
474	3,172.19	2,411.52	760.67	08MAR12	13MAR12	1.000000	760.67
173.000						.00	
508	6,365.40	4,936.99	1,428.41	09MAR12	14MAR12	1.000000	1,428.41
350.000						.00	
518	13,804.75	10,966.93	2,837.82	09MAR12	14MAR12	1.000000	2,837.82
759.000						.00	
529	3,435.44	2,714.14	721.30	12MAR12	15MAR12	1.000000	721.30
188.000						.00	
530	706.20	563.04	143.16	12MAR12	15MAR12	1.000000	143.16
39.000						.00	
49446R109	TOTAL	61,048.42	23,716.64 L			.00	23,716.64 L
-----							

US26  
USD

ANNUAL

THE SKILLMAN FOUNDATION  
SKILLMAN - PRINCIPAL GLOBAL INVESTORS  
SUMMARY REALIZED GAIN/LOSS REPORT  
JANUARY 1, 2012 TO DECEMBER 31, 2012

PAGE: 33  
AS-OF DATE: 31DEC12

ASSET ID	SECURITY DESCRIPTION	MAT DATE	MAT RATE	TRD DT	STL DT	SELL RATE	NET SECTY GN/LS
SH SELL/BTC	LOT LOCAL PRINCIPAL NET	LOCAL COST	LOCAL SECTY GN/LS				
	SHARES/PAR BASE PRINCIPAL NET	BASE COST	BASE SECTY GN/LS		BASE CURR GN/LS		NET BAS SECTY GN/LS
		* * * I D C O S T	F U N D * * *				
517942108	LASALLE HOTEL PROPERTIES	REIT USD.01		13AUG12	16AUG12	1.000000	
	563 1,772.77	616.35		1,156.42		.00	1,156.42
	66.000						
	564 1,744.65	607.01		13AUG12	16AUG12	1.000000	
	65.000			1,137.64		.00	1,137.64
	570 4,535.97	1,578.22		13AUG12	16AUG12	1.000000	
	169.000			2,957.75		.00	2,957.75
	590 1,958.18	657.44		15AUG12	20AUG12	1.000000	
	73.000			1,300.74		.00	1,300.74
	609 3,870.93	1,071.27		16AUG12	21AUG12	1.000000	
	143.000			2,799.66		.00	2,799.66
	618 301.53	82.48		17AUG12	22AUG12	1.000000	
	11.000			219.05		.00	219.05
	619 523.40	142.45		17AUG12	22AUG12	1.000000	
	19.000			380.95		.00	380.95
	620 1,481.45	508.97		17AUG12	22AUG12	1.000000	
	54.000			972.48		.00	972.48
	168 770.24	272.70		07SEP12	12SEP12	1.000000	
	27.000			497.54		.00	497.54
	169 10,399.65	3,757.44		07SEP12	12SEP12	1.000000	
	366.000			6,642.21		.00	6,642.21
	182 1,140.47	525.68		07SEP12	12SEP12	1.000000	
	40.000			614.79		.00	614.79
	227 3,674.15	1,655.47		10SEP12	13SEP12	1.000000	
	129.000			2,018.68		.00	2,018.68

THE SKILLMAN FOUNDATION  
SKILLMAN - PRINCIPAL GLOBAL INVESTORS  
SUMMARY REALIZED GAIN/LOSS REPORT  
JANUARY 1, 2012 TO DECEMBER 31, 2012

ASSET ID	SECURITY DESCRIPTION	MAT DATE	MAT RATE	TRD DT	STL DT	SELL RATE	NET SECTY GN/LS
SH SELL/BTC	LOT LOCAL PRINCIPAL NET	LOCAL COST	LOCAL SECTY GN/LS				
SHARES/PAR	BASE PRINCIPAL NET	BASE COST	BASE SECTY GN/LS				NET BAS SECTY GN/LS
		* * * I D C O S T F U N D * * *					
255	3,359.73	1,718.29	1,641.44	11SEP12	14SEP12	1.000000	1,641.44
118.000						.00	
257	769.04	398.25	370.79	11SEP12	14SEP12	1.000000	370.79
27.000						.00	
258	6,772.61	3,510.50	3,262.11	11SEP12	14SEP12	1.000000	3,262.11
238.000						.00	
275	1,823.78	944.00	879.78	12SEP12	17SEP12	1.000000	879.78
64.000						.00	
276	8,313.71	4,376.23	3,937.48	12SEP12	17SEP12	1.000000	3,937.48
291.000						.00	
732	2,077.56	1,423.75	653.81	31OCT12	05NOV12	1.000000	653.81
87.000						.00	
741	4,178.80	2,853.26	1,325.54	31OCT12	05NOV12	1.000000	1,325.54
175.000						.00	
762	6,721.97	4,563.39	2,158.58	01NOV12	06NOV12	1.000000	2,158.58
280.000						.00	
763	1,680.40	1,140.84	539.56	01NOV12	06NOV12	1.000000	539.56
70.000						.00	
765	2,111.29	1,455.94	655.35	01NOV12	06NOV12	1.000000	655.35
88.000						.00	
766	647.20	449.21	197.99	01NOV12	06NOV12	1.000000	197.99
27.000						.00	
771	8,340.57	5,817.82	2,522.75	01NOV12	06NOV12	1.000000	2,522.75
348.000						.00	
				02NOV12	07NOV12	1.000000	

US26  
USD

ANNUAL

THE SKILLMAN FOUNDATION  
SKILLMAN - PRINCIPAL GLOBAL INVESTORS  
SUMMARY REALIZED GAIN/LOSS REPORT  
JANUARY 1, 2012 TO DECEMBER 31, 2012

PAGE: 35  
AS-OF DATE: 31DEC12

ASSET ID	SECURITY DESCRIPTION	MAT DATE	MAT RATE	TRD DT	STL DT	SELL RATE	NET SECTY GN/LS
SH SELL/BTC	LOT LOCAL PRINCIPAL NET	LOCAL COST	LOCAL SECTY GN/LS				
	SHARES/PAR BASE PRINCIPAL NET	BASE COST	BASE SECTY GN/LS				
		* * * I D C O S T F U N D * * *					
001	899.69	620.27	279.42			.00	279.42
37.000							
004	830.31	569.65	260.66	02NOV12	07NOV12	1.000000	260.66
34.000						.00	
005	2,334.39	1,608.41	725.98	02NOV12	07NOV12	1.000000	725.98
96.000						.00	
007	1,974.93	1,357.10	617.83	02NOV12	07NOV12	1.000000	617.83
81.000						.00	
008	292.09	201.05	91.04	02NOV12	07NOV12	1.000000	91.04
12.000						.00	
010	585.59	402.10	183.49	02NOV12	07NOV12	1.000000	183.49
24.000						.00	
011	292.59	201.05	91.54	02NOV12	07NOV12	1.000000	91.54
12.000						.00	
034	4,754.31	3,328.98	1,425.33	05NOV12	08NOV12	1.000000	1,425.33
197.000						.00	
036	4,956.80	3,729.65	1,227.15	05NOV12	08NOV12	1.000000	1,227.15
205.000						.00	
038	1,885.99	1,432.93	453.06	05NOV12	08NOV12	1.000000	453.06
78.000						.00	
052	3,001.96	2,335.03	666.93	06NOV12	09NOV12	1.000000	666.93
124.000						.00	
055	5,477.45	5,048.01	429.44	06NOV12	09NOV12	1.000000	429.44
226.000						.00	
056	9,845.30	10,406.79	-561.49	06NOV12	09NOV12	1.000000	-561.49
						.00	



THE SKILLMAN FOUNDATION  
SKILLMAN - PRINCIPAL GLOBAL INVESTORS  
SUMMARY REALIZED GAIN/LOSS REPORT  
JANUARY 1, 2012 TO DECEMBER 31, 2012

ASSET ID	SECURITY DESCRIPTION	MAT DATE	MAT RATE	TRD DT	STL DT	SELL RATE	NET SECTY GN/LS
SH SELL/BTC	LOT LOCAL PRINCIPAL NET	LOCAL COST	LOCAL SECTY GN/LS				
SHARES/PAR	BASE PRINCIPAL NET	BASE COST	BASE SECTY GN/LS				NET BAS SECTY GN/LS
		* * * I D C O S T	F U N D * * *				
407.000							
062	887.55	1,006.95	07NOV12	13NOV12	1.000000		
37.000			-119.40		.00		-119.40
067	682.92	789.23	08NOV12	14NOV12	1.000000		
29.000			-106.31		.00		-106.31
074	2,761.13	3,184.16	09NOV12	15NOV12	1.000000		
117.000			-423.03		.00		-423.03
076	1,503.83	1,741.76	12NOV12	15NOV12	1.000000		
64.000			-237.93		.00		-237.93
082	1,641.34	1,905.05	13NOV12	16NOV12	1.000000		
70.000			-263.71		.00		-263.71
517942108	TOTAL						
-----	123,578.22	79,995.13	43,583.09 L		.00		43,583.09 L
554382101	MACERICH CO/THE	REIT USD.01	07MAY12	10MAY12	1.000000		
795	8,069.41	1,953.44	6,115.97		.00		6,115.97
131.000							
796	41,893.72	13,555.53	07MAY12	10MAY12	1.000000		
680.000			28,338.19		.00		28,338.19
554382101	TOTAL						
-----	49,963.13	15,508.97	34,454.16 L		.00		34,454.16 L
69360J107	PS BUSINESS PARKS INC/CA	REIT USD.01	20JUN12	25JUN12	1.000000		
272	3,736.64	3,120.25	616.39		.00		616.39
55.000							
275	4,839.57	4,037.60	20JUN12	25JUN12	1.000000		
71.000			801.97		.00		801.97
277	3,060.51	2,544.28	20JUN12	25JUN12	1.000000		
45.000			516.23		.00		516.23
			20JUN12	25JUN12	1.000000		

US26  
USD

ANNUAL

THE SKILLMAN FOUNDATION  
SKILLMAN - PRINCIPAL GLOBAL INVESTORS  
SUMMARY REALIZED GAIN/LOSS REPORT  
JANUARY 1, 2012 TO DECEMBER 31, 2012

PAGE: 37  
AS-OF DATE: 31DEC12

ASSET ID	SECURITY DESCRIPTION	MAT DATE	MAT RATE	TRD DT	STL DT	SELL RATE	NET SECTY GN/LS
SH SELL/BTC	LOT LOCAL PRINCIPAL NET	LOCAL COST	LOCAL SECTY GN/LS				
SHARES/PAR	BASE PRINCIPAL NET	BASE COST	BASE SECTY GN/LS		BASE CURR GN/LS		NET BAS SECTY GN/LS
		* * * I D C O S T	F U N D * * *				
279	8,791.80	7,274.80	1,517.00			.00	1,517.00
129.000							
346	5,158.20	4,432.88	25JUN12 725.32	28JUN12	1.000000	.00	725.32
79.000							
347	7,896.98	5,604.17	25JUN12 2,292.81	28JUN12	1.000000	.00	2,292.81
121.000							
418	3,722.57	2,015.25	29JUN12 1,707.32	05JUL12	1.000000	.00	1,707.32
55.000							
431	3,046.33	2,075.37	02JUL12 970.96	06JUL12	1.000000	.00	970.96
45.000							
414	1,579.65	1,072.59	20SEP12 507.06	25SEP12	1.000000	.00	507.06
23.000							
433	1,165.20	802.31	21SEP12 362.89	26SEP12	1.000000	.00	362.89
17.000							
435	3,369.68	3,096.50	21SEP12 273.18	26SEP12	1.000000	.00	273.18
49.000							
448	7,243.87	6,752.58	24SEP12 491.29	27SEP12	1.000000	.00	491.29
106.000							
449	4,169.21	3,883.04	24SEP12 286.17	27SEP12	1.000000	.00	286.17
61.000							
459	478.39	444.76	25SEP12 33.63	28SEP12	1.000000	.00	33.63
7.000							
490	200.71	190.61	27SEP12 10.10	02OCT12	1.000000	.00	10.10
3.000							
496	25,131.26	24,167.43	27SEP12 963.83	02OCT12	1.000000	.00	963.83

THE SKILLMAN FOUNDATION  
SKILLMAN - PRINCIPAL GLOBAL INVESTORS  
SUMMARY REALIZED GAIN/LOSS REPORT  
JANUARY 1, 2012 TO DECEMBER 31, 2012

ASSET ID	SECURITY DESCRIPTION	MAT DATE	MAT RATE	TRD DT	STL DT	SELL RATE	NET SECTY GN/LS
SH SELL/BTC	LOT LOCAL PRINCIPAL NET	LOCAL COST	LOCAL SECTY GN/LS				
SHARES/PAR	BASE PRINCIPAL NET	BASE COST	BASE SECTY GN/LS				
		* * * I D C O S T	F U N D * * *				
-----							
	376.000						
69360J107	TOTAL						
		83,590.57	71,514.42	12,076.15 L		.00	12,076.15 L
74340W103	PROLOGIS INC	REIT USD.01		12JAN12	18JAN12	1.000000	
	777	9,032.02		-242.10		.00	-242.10
	300.000						
	669	7,663.79	7,034.05	12APR12	17APR12	1.000000	
	227.000			629.74		.00	629.74
	671	17,503.34	15,989.16	12APR12	17APR12	1.000000	
	518.000			1,514.18		.00	1,514.18
	673	1,852.63	1,689.31	12APR12	17APR12	1.000000	
	55.000			163.32		.00	163.32
74340W103	TOTAL						
		35,809.68	33,744.54	2,065.14 L		.00	2,065.14 L
74460D109	PUBLIC STORAGE	REIT USD.1		01MAR12	06MAR12	1.000000	
	307	1,256.42		1,025.95		.00	1,025.95
	17.000						
	327	24,279.68	13,396.87	01MAR12	06MAR12	1.000000	
	181.000			10,882.81		.00	10,882.81
	332	3,624.28	2,006.55	01MAR12	06MAR12	1.000000	
	27.000			1,617.73		.00	1,617.73
	354	23,270.36	13,005.42	02MAR12	07MAR12	1.000000	
	175.000			10,264.94		.00	10,264.94
	409	1,448.29	817.48	06MAR12	09MAR12	1.000000	
	11.000			630.81		.00	630.81
	439	21,347.97	12,606.83	07MAR12	12MAR12	1.000000	
	164.000			8,741.14		.00	8,741.14
				07MAR12	12MAR12	1.000000	

THE SKILLMAN FOUNDATION  
SKILLMAN - PRINCIPAL GLOBAL INVESTORS  
SUMMARY REALIZED GAIN/LOSS REPORT  
JANUARY 1, 2012 TO DECEMBER 31, 2012

ASSET ID	SECURITY DESCRIPTION	MAT DATE	MAT RATE	TRD DT	STL DT	SELL RATE	NET SECTY GN/LS
SH SELL/BTC	LOT LOCAL PRINCIPAL NET	LOCAL COST	LOCAL SECTY GN/LS				
SHARES/PAR	BASE PRINCIPAL NET	BASE COST	BASE SECTY GN/LS				
		* * * I D C O S T	F U N D * * *				
450	22,639.63	13,643.73	8,995.90			.00	8,995.90
174.000							
455	6,643.79	4,000.52	2,643.27	07MAR12	12MAR12	1.000000	2,643.27
51.000						.00	
034	14,548.60	8,164.37	6,384.23	11MAY12	16MAY12	1.000000	6,384.23
104.000						.00	
099	39,142.37	25,963.37	13,179.00	23MAY12	29MAY12	1.000000	13,179.00
300.000						.00	
532	43,777.44	29,035.01	14,742.43	07AUG12	10AUG12	1.000000	14,742.43
300.000						.00	
568	43,107.53	26,666.47	16,441.06	13AUG12	16AUG12	1.000000	16,441.06
300.000						.00	
74460D109	TOTAL		95,549.27 L			.00	95,549.27 L
	246,112.31	150,563.04					
751452202	RAMCO GERSHENSON PROPERTIES	REIT USD.01	25OCT12	30OCT12	1.000000		
686	12,055.22	7,650.00	4,405.22		.00	4,405.22	
900.000							
688	826.59	527.00	299.59	25OCT12	30OCT12	1.000000	299.59
62.000						.00	
693	14,182.48	9,472.62	4,709.86	25OCT12	30OCT12	1.000000	4,709.86
1,060.000						.00	
728	375.82	326.36	49.46	31OCT12	05NOV12	1.000000	49.46
29.000						.00	
767	348.69	318.06	30.63	01NOV12	06NOV12	1.000000	30.63
27.000						.00	
772	1,036.43	942.22	94.21	01NOV12	06NOV12	1.000000	94.21
80.000						.00	

US26  
USD

ANNUAL

THE SKILLMAN FOUNDATION  
SKILLMAN - PRINCIPAL GLOBAL INVESTORS  
SUMMARY REALIZED GAIN/LOSS REPORT  
JANUARY 1, 2012 TO DECEMBER 31, 2012

PAGE: 40  
AS-OF DATE: 31DEC12

ASSET ID	SECURITY DESCRIPTION	MAT DATE	MAT RATE	TRD DT	STL DT	SELL RATE	NET SECTY GN/LS
SH SELL/BTC	LOT LOCAL PRINCIPAL NET	LOCAL COST	LOCAL SECTY GN/LS				
	SHARES/PAR BASE PRINCIPAL NET	BASE COST	BASE SECTY GN/LS		BASE CURR GN/LS		NET BAS SECTY GN/LS
		* * * I D C O S T	F U N D * * *				
002	1,080.46	961.89	02NOV12	07NOV12	1.000000		118.57
82.000			118.57		.00		
035	117.50	103.50	05NOV12	08NOV12	1.000000		14.00
9.000			14.00		.00		
050	142.82	126.50	06NOV12	09NOV12	1.000000		16.32
11.000			16.32		.00		
073	649.58	598.00	09NOV12	15NOV12	1.000000		51.58
52.000			51.58		.00		
081	4,354.79	4,013.50	13NOV12	16NOV12	1.000000		341.29
349.000			341.29		.00		
094	488.73	449.75	14NOV12	19NOV12	1.000000		38.98
39.000			38.98		.00		
378	187.15	166.81	12DEC12	17DEC12	1.000000		20.34
14.000			20.34		.00		
379	121.06	107.23	12DEC12	17DEC12	1.000000		13.83
9.000			13.83		.00		
401	577.26	524.26	13DEC12	18DEC12	1.000000		53.00
44.000			53.00		.00		
437	302.13	274.05	14DEC12	19DEC12	1.000000		28.08
23.000			28.08		.00		
470	827.37	750.64	17DEC12	20DEC12	1.000000		76.73
63.000			76.73		.00		
473	1,987.46	1,785.98	17DEC12	20DEC12	1.000000		201.48
151 000			201.48		.00		
			17DEC12	20DEC12	1.000000		

THE SKILLMAN FOUNDATION  
SKILLMAN - PRINCIPAL GLOBAL INVESTORS  
SUMMARY REALIZED GAIN/LOSS REPORT  
JANUARY 1, 2012 TO DECEMBER 31, 2012

ASSET ID	SECURITY DESCRIPTION	MAT DATE	MAT RATE	TRD DT	STL DT	SELL RATE	NET SECTY GN/LS
SH SELL/BTC	LOT LOCAL PRINCIPAL NET	LOCAL COST	LOCAL SECTY GN/LS				
	SHARES/PAR BASE PRINCIPAL NET	BASE COST	BASE SECTY GN/LS				NET BAS SECTY GN/LS
		* * * I D C O S T	F U N D * * *				
477	576.73	441.41	135.32			.00	135.32
44.000							
504	1,421.42	1,083.46	18DEC12 337.96	21DEC12	1.000000	.00	337.96
108.000							
510	572.42	441.41	18DEC12 131.01	21DEC12	1.000000	.00	131.01
44.000							
618	449.05	331.06	26DEC12 117.99	31DEC12	1.000000	.00	117.99
33.000							
621	1,524.84	1,123.58	26DEC12 401.26	31DEC12	1.000000	.00	401.26
112.000							
627	10,765.64	7,184.95	26DEC12 3,580.69	31DEC12	1.000000	.00	3,580.69
792.000							
637	1,420.13	954.45	27DEC12 465.68	02JAN13	1.000000	.00	465.68
105.000							
638	2,966.15	1,990.50	27DEC12 975.65	02JAN13	1.000000	.00	975.65
218.000							
667	633.93	435.99	28DEC12 197.94	03JAN13	1.000000	.00	197.94
47.000							
675	445.00	307.95	28DEC12 137.05	03JAN13	1.000000	.00	137.05
33.000							
692	790.63	551.19	31DEC12 239.44	04JAN13	1.000000	.00	239.44
59.000							
693	643.66	450.94	31DEC12 192.72	04JAN13	1.000000	.00	192.72
48.000							
694	120.82	85.00	31DEC12 35.82	04JAN13	1.000000	.00	35.82

US26  
USD

ANNUAL

THE SKILLMAN FOUNDATION  
SKILLMAN - PRINCIPAL GLOBAL INVESTORS  
SUMMARY REALIZED GAIN/LOSS REPORT  
JANUARY 1, 2012 TO DECEMBER 31, 2012

PAGE: 42  
AS-OF DATE: 31DEC12

ASSET ID	SECURITY DESCRIPTION	MAT DATE	MAT RATE	TRD DT	STL DT	SELL RATE	NET SECTY GN/LS
SH SELL/BTC	LOT LOCAL PRINCIPAL NET	LOCAL COST	LOCAL SECTY GN/LS				
	SHARES/PAR BASE PRINCIPAL NET	BASE COST	BASE SECTY GN/LS		BASE CURR GN/LS		NET BAS SECTY GN/LS
		* * * I D C O S T F U N D * * *					
	9.000						
	695	3,259.88	2,336.67	31DEC12	04JAN13	1.000000	923.21
	244.000			923.21		.00	
751452202	TOTAL	65,251.84	46,816.93	18,434.91 L		.00	18,434.91 L
76131V202	RETAIL PROPERTIES OF AME A REIT			25OCT12	30OCT12	1.000000	
	691	2,132.32	1,368.00	764.32		.00	764.32
	171.000						
	694	2,050.36	1,304.00	25OCT12	30OCT12	1.000000	746.36
	163.000			746.36		.00	
	696	2,591.23	1,648.00	25OCT12	30OCT12	1.000000	943.23
	206.000			943.23		.00	
	697	677.57	432.00	25OCT12	30OCT12	1.000000	245.57
	54.000			245.57		.00	
	729	1,902.39	1,248.00	31OCT12	05NOV12	1.000000	654.39
	156.000			654.39		.00	
	739	815.37	536.00	31OCT12	05NOV12	1.000000	279.37
	67.000			279.37		.00	
CXL	739	-815.37	-536.00	31OCT12	05NOV12	1.000000	-279.37
	-67.000			-279.37		.00	
	775	815.25	536.00	31OCT12	05NOV12	1.000000	279.25
	67.000			279.25		.00	
	760	11,861.41	7,720.00	01NOV12	06NOV12	1.000000	4,141.41
	965.000			4,141.41		.00	
	768	4,208.06	2,744.00	01NOV12	06NOV12	1.000000	1,464.06
	343.000			1,464.06		.00	

ASSET ID	SECURITY DESCRIPTION		MAT DATE MAT RATE		TRD DT	STL DT	SELL RATE	NET SECTY GN/LS	
SH SELL/BTC	LOT	LOCAL PRINCIPAL NET	LOCAL COST		LOCAL SECTY GN/LS			NET SECTY GN/LS	
	SHARES/PAR	BASE PRINCIPAL NET	BASE COST		BASE SECTY GN/LS		BASE CURR GN/LS	NET BAS SECTY GN/LS	
			* * * I D C O S T		F U N D * * *				
	9.000								
	695	3,259.88		2,336.67	31DEC12	04JAN13	1.000000		923.21
	244.000				923.21		.00		
751452202	TOTAL	65,251.84		46,816.93	18,434.91 L		.00		18,434.91 L
76131V202	RETAIL PROPERTIES OF AME A REIT				25OCT12	30OCT12	1.000000		
	691	2,132.32		1,368.00	764.32		.00		764.32
	171.000								
	694	2,050.36		1,304.00	25OCT12	30OCT12	1.000000		746.36
	163.000				746.36		.00		
	696	2,591.23		1,648.00	25OCT12	30OCT12	1.000000		943.23
	206.000				943.23		.00		
	697	677.57		432.00	25OCT12	30OCT12	1.000000		245.57
	54.000				245.57		.00		
	729	1,902.39		1,248.00	31OCT12	05NOV12	1.000000		654.39
	156.000				654.39		.00		
	739	815.37		536.00	31OCT12	05NOV12	1.000000		279.37
	67.000				279.37		.00		
CXL	739	-815.37		-536.00	31OCT12	05NOV12	1.000000		-279.37
	-67.000				-279.37		.00		
	775	815.25		536.00	31OCT12	05NOV12	1.000000		279.25
	67.000				279.25		.00		
	760	11,861.41		7,720.00	01NOV12	06NOV12	1.000000		4,141.41
	965.000				4,141.41		.00		
	768	4,208.06		2,744.00	01NOV12	06NOV12	1.000000		1,464.06
	343.000				1,464.06		.00		



US26  
USD

ANNUAL

THE SKILLMAN FOUNDATION  
SKILLMAN - PRINCIPAL GLOBAL INVESTORS  
SUMMARY REALIZED GAIN/LOSS REPORT  
JANUARY 1, 2012 TO DECEMBER 31, 2012

PAGE: 41  
AS-OF DATE: 31DEC12

ASSET ID	SECURITY DESCRIPTION	MAT DATE	MAT RATE	TRD DT	STL DT	SELL RATE	NET SECTY GN/LS
SH SELL/BTC	LOT LOCAL PRINCIPAL NET	LOCAL COST	BASE COST	LOCAL SECTY GN/LS	BASE SECTY GN/LS	BASE CURR GN/LS	NET BAS SECTY GN/LS
SHARES/PAR	BASE PRINCIPAL NET	*** I D C O S T	F U N D ***				
	009	662.67	424.00	02NOV12	07NOV12	1.000000	238.67
53.000				238.67		.00	
	012	864.55	552.00	02NOV12	07NOV12	1.000000	312.55
69.000				312.55		.00	
	013	5,980.18	4,177.92	02NOV12	07NOV12	1.000000	1,802.26
479.000				1,802.26		.00	
	014	1,186.11	847.40	02NOV12	07NOV12	1.000000	338.71
95.000				338.71		.00	
	016	4,593.45	3,279.13	02NOV12	07NOV12	1.000000	1,314.32
368.000				1,314.32		.00	
	033	2,625.74	1,918.59	05NOV12	08NOV12	1.000000	707.15
210.000				707.15		.00	
	039	534.26	415.38	05NOV12	08NOV12	1.000000	118.88
43.000				118.88		.00	
	040	7,376.07	5,699.40	05NOV12	08NOV12	1.000000	1,676.67
590.000				1,676.67		.00	
	051	2,098.07	1,622.88	06NOV12	09NOV12	1.000000	475.19
168.000				475.19		.00	
76131V202	TOTAL	52,159.69	35,936.70	16,222.99 L		.00	16,222.99 L
779287101	ROUSE PROPERTIES INC	REIT		26JAN12	31JAN12	1.000000	
	041	44.00	44.12	- .12		.00	- .12
4.000							
	047	788.79	783.13	26JAN12	31JAN12	1.000000	5.66
71.000				5.66		.00	
	052	389.68	386.05	26JAN12	31JAN12	1.000000	3.63
				3.63		.00	

US26  
USD

ANNUAL

THE SKILLMAN FOUNDATION  
SKILLMAN - PRINCIPAL GLOBAL INVESTORS  
SUMMARY REALIZED GAIN/LOSS REPORT  
JANUARY 1, 2012 TO DECEMBER 31, 2012

PAGE: 44  
AS-OF DATE: 31DEC12

ASSET ID	SECURITY DESCRIPTION	MAT DATE	MAT RATE	TRD DT	STL DT	SELL RATE	NET SECTY GN/LS
SH SELL/BTC	LOT LOCAL PRINCIPAL NET	LOCAL COST	LOCAL SECTY GN/LS				
SHARES/PAR	BASE PRINCIPAL NET	BASE COST	BASE SECTY GN/LS				NET BAS SECTY GN/LS
		*** I D C O S T	F U N D ***				
35.000							
065	176.23	176.48		27JAN12	01FEB12	1.000000	
16.000				-.25		.00	-.25
069	1,401.63	1,400.81		27JAN12	01FEB12	1.000000	
127.000				.82		.00	.82
070	3.39	3.44		27JAN12	27JAN12	1.000000	
.312				-.05		.00	-.05
074	1,051.53	1,047.85		30JAN12	02FEB12	1.000000	
95.000				3.68		.00	3.68
779287101	TOTAL	3,841.88		13.37 L		.00	13.37 L
78440X101	SL GREEN REALTY CORP	REIT USD.01		04DEC12	07DEC12	1.000000	
267	15,153.66	5,173.08		9,980.58		.00	9,980.58
200.000							
431	37,986.64	10,182.14		14DEC12	19DEC12	1.000000	
500.000				27,804.50		.00	27,804.50
480	22,832.48	5,756.06		17DEC12	20DEC12	1.000000	
300.000				17,076.42		.00	17,076.42
668	15,143.10	4,150.00		28DEC12	03JAN13	1.000000	
200.000				10,993.10		.00	10,993.10
78440X101	TOTAL	25,261.28		65,854.60 L		.00	65,854.60 L
828806109	SIMON PROPERTY GROUP INC	REIT USD.0001		12JAN12	18JAN12	1.000000	
784	37,936.01	19,309.14		18,626.87		.00	18,626.87
300.000							

US26  
USD

ANNUAL

THE SKILLMAN FOUNDATION  
SKILLMAN - PRINCIPAL GLOBAL INVESTORS  
SUMMARY REALIZED GAIN/LOSS REPORT  
JANUARY 1, 2012 TO DECEMBER 31, 2012

PAGE: 44  
AS-OF DATE: 31DEC12

ASSET ID	SECURITY DESCRIPTION	MAT DATE	MAT RATE	TRD DT	STL DT	SELL RATE	NET SECTY GN/LS
SH SELL/BTC	LOT LOCAL PRINCIPAL NET	LOCAL COST	LOCAL SECTY GN/LS				
SHARES/PAR	BASE PRINCIPAL NET	BASE COST	BASE SECTY GN/LS				
		* * * I D C O S T F U N D * * *					
35.000							
065	176.23	176.48	27JAN12	01FEB12	1.000000		
16.000			- .25		.00		- .25
069	1,401.63	1,400.81	27JAN12	01FEB12	1.000000		
127.000			.82		.00		.82
070	3.39	3.44	27JAN12	27JAN12	1.000000		
.312			- .05		.00		- .05
074	1,051.53	1,047.85	30JAN12	02FEB12	1.000000		
95.000			3.68		.00		3.68
779287101	TOTAL	3,841.88	13.37 L		.00		13.37 L
78440X101	SL GREEN REALTY CORP	REIT USD.01	04DEC12	07DEC12	1.000000		
267	15,153.66	5,173.08	9,980.58		.00		9,980.58
200.000							
431	37,986.64	10,182.14	14DEC12	19DEC12	1.000000		
500.000			27,804.50		.00		27,804.50
480	22,832.48	5,756.06	17DEC12	20DEC12	1.000000		
300.000			17,076.42		.00		17,076.42
668	15,143.10	4,150.00	28DEC12	03JAN13	1.000000		
200.000			10,993.10		.00		10,993.10
78440X101	TOTAL	25,261.28	65,854.60 L		.00		65,854.60 L
828806109	SIMON PROPERTY GROUP INC	REIT USD.0001	12JAN12	18JAN12	1.000000		
784	37,936.01	19,309.14	18,626.87		.00		18,626.87
300.000							

ASSET ID	SECURITY DESCRIPTION		MAT DATE	MAT RATE	TRD DT	STL DT	SELL RATE	NET SECTY GN/LS
SH SELL/BTC	LOT	LOCAL PRINCIPAL NET	LOCAL COST	LOCAL SECTY GN/LS				
	SHARES/PAR	BASE PRINCIPAL NET	BASE COST	BASE SECTY GN/LS		BASE CURR GN/LS		NET BAS SECTY GN/LS
* * * I D C O S T F U N D * * *								
85590A401	STARWOOD HOTELS + RESORTS	COMMON STOCK USD.01			18APR12	19APR12	1.000000	
	726	22,619.49	21,620.43		999.06		.00	999.06
	400.000							
	560	969.27	984.11		13AUG12	16AUG12	1.000000	
	18.000				-14.84		.00	-14.84
	561	7,172.19	6,832.18		13AUG12	16AUG12	1.000000	
	133.000				340.01		.00	340.01
	565	16,438.22	14,047.99		13AUG12	16AUG12	1.000000	
	305.000				2,390.23		.00	2,390.23
	569	7,760.10	6,632.50		13AUG12	16AUG12	1.000000	
	144.000				1,127.60		.00	1,127.60
	595	2,105.45	1,796.30		15AUG12	20AUG12	1.000000	
	39.000				309.15		.00	309.15
	607	11,861.39	12,408.44		16AUG12	21AUG12	1.000000	
	216.000				-547.05		.00	-547.05
	610	2,440.28	2,786.76		16AUG12	21AUG12	1.000000	
	45.000				-346.48		.00	-346.48
	706	20,718.27	19,933.35		24AUG12	29AUG12	1.000000	
	381.000				784.92		.00	784.92
	707	6,149.01	5,070.49		24AUG12	29AUG12	1.000000	
	113.000				1,078.52		.00	1,078.52
	714	7,126.04	5,798.54		24AUG12	29AUG12	1.000000	
	131.000				1,327.50		.00	1,327.50
	722	39,646.35	33,227.16		27AUG12	30AUG12	1.000000	
	728.000				6,419.19		.00	6,419.19

THE SKILLMAN FOUNDATION  
SKILLMAN - PRINCIPAL GLOBAL INVESTORS  
SUMMARY REALIZED GAIN/LOSS REPORT  
JANUARY 1, 2012 TO DECEMBER 31, 2012

ASSET ID	SECURITY DESCRIPTION	MAT DATE	MAT RATE	TRD DT	STL DT	SELL RATE	NET SECTY GN/LS
SH SELL/BTC	LOT LOCAL PRINCIPAL NET	LOCAL COST	LOCAL SECTY GN/LS				
SHARES/PAR	BASE PRINCIPAL NET	BASE COST	BASE SECTY GN/LS				
		* * * I D C O S T	F U N D * * *				
	730	2,554.39	2,629.65	27AUG12	30AUG12	1.000000	-75.26
	47.000			-75.26		.00	
85590A401	TOTAL	147,560.45	133,767.90	13,792.55 L		.00	13,792.55 L
875465106	TANGER FACTORY OUTLET CENTER	REIT USD.01		24MAY12	30MAY12	1.000000	
	108	3,599.53	3,632.91	-33.38		.00	-33.38
	115.000						
	109	24,609.19	24,819.68	24MAY12	30MAY12	1.000000	
	785.000			-210.49		.00	-210.49
875465106	TOTAL	28,208.72	28,452.59	-243.87 L		.00	-243.87 L
92276F100	VENTAS INC	REIT USD.25		21MAY12	24MAY12	1.000000	
	082	8,808.01	5,661.67	3,146.34		.00	3,146.34
	153.000						
	083	2,705.65	1,739.21	21MAY12	24MAY12	1.000000	
	47.000			966.44		.00	966.44
	197	5,919.00	3,997.59	31MAY12	05JUN12	1.000000	
	100.000			1,921.41		.00	1,921.41
	258	2,888.20	1,947.66	20JUN12	25JUN12	1.000000	
	47.000			940.54		.00	940.54
	316	3,200.07	2,196.29	22JUN12	27JUN12	1.000000	
	53.000			1,003.78		.00	1,003.78
	368	18,272.65	12,431.85	26JUN12	29JUN12	1.000000	
	300.000			5,840.80		.00	5,840.80
	434	25,133.51	17,283.89	14DEC12	19DEC12	1.000000	
	400.000			7,849.62		.00	7,849.62

THE SKILLMAN FOUNDATION  
SKILLMAN - PRINCIPAL GLOBAL INVESTORS  
SUMMARY REALIZED GAIN/LOSS REPORT  
JANUARY 1, 2012 TO DECEMBER 31, 2012

ASSET ID	SECURITY DESCRIPTION	MAT DATE	MAT RATE	TRD DT	STL DT	SELL RATE	NET SECTY GN/LS
SH SELL/BTC	LOT LOCAL PRINCIPAL NET	LOCAL COST	LOCAL SECTY GN/LS				
	SHARES/PAR BASE PRINCIPAL NET	BASE COST	BASE SECTY GN/LS				NET BAS SECTY GN/LS
		* * * I D C O S T F U N D * * *					
92276F100	TOTAL						
		66,927.09	45,258.16	21,668.93 L		.00	21,668.93 L
929042109	VORNADO REALTY TRUST	REIT USD.04		12JAN12	18JAN12	1.000000	
	773	2,364.85	3,253.37	-888.52		.00	-888.52
	30.000						
	793	5,504.10	7,391.00	-1,886.90	18JAN12	1.000000	-1,886.90
	70.000					.00	
	045	6,533.84	8,338.48	-1,804.64	31JAN12	1.000000	-1,804.64
	80.000					.00	
	048	4,005.77	5,107.31	-1,101.54	31JAN12	1.000000	-1,101.54
	49.000					.00	
	049	8,497.15	11,047.59	-2,550.44	31JAN12	1.000000	-2,550.44
	104.000					.00	
	053	1,390.86	1,836.94	-446.08	31JAN12	1.000000	-446.08
	17.000					.00	
	067	12,178.59	16,381.73	-4,203.14	01FEB12	1.000000	-4,203.14
	150.000					.00	
	083	4,567.14	6,139.98	-1,572.84	06FEB12	1.000000	-1,572.84
	56.000					.00	
	085	11,744.02	14,441.57	-2,697.55	06FEB12	1.000000	-2,697.55
	144.000					.00	
	093	33,095.36	38,175.88	-5,080.52	07FEB12	1.000000	-5,080.52
	400.000					.00	
	308	5,678.59	6,911.21	-1,232.62	06MAR12	1.000000	-1,232.62
	69.000					.00	
				01MAR12	06MAR12	1.000000	

THE SKILLMAN FOUNDATION  
SKILLMAN - PRINCIPAL GLOBAL INVESTORS  
SUMMARY REALIZED GAIN/LOSS REPORT  
JANUARY 1, 2012 TO DECEMBER 31, 2012

ASSET ID	SECURITY DESCRIPTION	MAT DATE	MAT RATE	TRD DT	STL DT	SELL RATE	NET SECTY GN/LS
SH SELL/BTC	LOT LOCAL PRINCIPAL NET	LOCAL COST	LOCAL SECTY GN/LS				
SHARES/PAR	BASE PRINCIPAL NET	BASE COST	BASE SECTY GN/LS				NET BAS SECTY GN/LS
		* * * I D C O S T	F U N D * * *				
323	6,001.21	4,486.16	1,515.05			.00	1,515.05
73.000							
324	6,568.11	3,380.17	3,187.94	01MAR12	06MAR12	1.000000	3,187.94
80.000						.00	
326	13,664.34	7,181.00	6,483.34	01MAR12	06MAR12	1.000000	6,483.34
167.000						.00	
331	3,516.21	1,849.00	1,667.21	01MAR12	06MAR12	1.000000	1,667.21
43.000						.00	
348	19,481.63	10,234.00	9,247.63	02MAR12	07MAR12	1.000000	9,247.63
238.000						.00	
353	18,843.68	9,890.00	8,953.68	02MAR12	07MAR12	1.000000	8,953.68
230.000						.00	
447	4,591.80	2,451.00	2,140.80	07MAR12	12MAR12	1.000000	2,140.80
57.000						.00	
454	8,458.30	4,515.00	3,943.30	07MAR12	12MAR12	1.000000	3,943.30
105.000						.00	
456	3,058.39	1,634.00	1,424.39	07MAR12	12MAR12	1.000000	1,424.39
38.000						.00	
509	8,030.84	4,828.33	3,202.51	09MAR12	14MAR12	1.000000	3,202.51
100.000						.00	
514	2,326.30	1,508.80	817.50	09MAR12	14MAR12	1.000000	817.50
29.000						.00	
527	13,737.67	8,896.74	4,840.93	12MAR12	15MAR12	1.000000	4,840.93
171.000						.00	
588	25,066.04	16,812.54	8,253.50	16MAR12	21MAR12	1.000000	8,253.50
						.00	

ASSET ID	SECURITY DESCRIPTION	MAT DATE	MAT RATE	TRD DT	STL DT	SELL RATE	NET SECTY GN/LS
SH SELL/BTC	LOT LOCAL PRINCIPAL NET	LOCAL COST	LOCAL SECTY GN/LS				
SHARES/PAR	BASE PRINCIPAL NET	BASE COST	BASE SECTY GN/LS				
		* * * I D C O S T	F U N D * * *				
300.000							
638	14,841.82	12,623.35	05APR12 2,218.47	11APR12	1.000000		2,218.47
181.000					.00		
653	25,456.55	24,252.71	11APR12 1,203.84	12APR12	1.000000		1,203.84
319.000					.00		
665	6,549.48	7,067.05	12APR12 -517.57	17APR12	1.000000		-517.57
81.000					.00		
667	12,291.15	13,260.62	12APR12 -969.47	17APR12	1.000000		-969.47
152.000					.00		
668	5,417.29	5,862.80	12APR12 -445.51	17APR12	1.000000		-445.51
67.000					.00		
712	32,717.27	34,005.29	17APR12 -1,288.02	18APR12	1.000000		-1,288.02
395.000					.00		
929042109	TOTAL						
-----	326,178.35	293,763.62	32,414.73 L		.00		32,414.73 L
USD TOTAL							
-----	3,375,026.80	2,537,697.77	837,329.03 L		.00		837,329.03 L
EQUITY TOTAL							
-----	3,375,026.80	2,537,697.77	837,329.03 L		.00		837,329.03 L



US28 ANNUAL  
USD

THE SKILLMAN FOUNDATION  
SKILLMAN - JP MORGAN INVT MGMT INC  
SUMMARY REALIZED GAIN/LOSS REPORT  
JANUARY 1, 2012 TO DECEMBER 31, 2012

PAGE: 1  
AS-OF DATE: 31DEC12

ASSET ID	SECURITY DESCRIPTION	MAT DATE	MAT RATE	TRD DT	STL DT	SELL RATE	NET SECTY GN/LS
SH SELL/BTC	LOT	PRINCIPAL NET	COST	SECTY GN/LS	CURR GN/LS		
SHARES/PAR							

\*\*\* I D C O S T F U N D \*\*\*

FIXED INCOME

912810DX3	US TREASURY N/B	11/16 7.5	15/NOV/2016	7.500	03OCT12	04OCT12	1.000000	
	226	126,117.58		126,910.00	-792.42		.00	-792.42
	98,000.000							
912810EK0	US TREASURY N/B	08/21 8.1	15/AUG/2021	8.125	04OCT12	05OCT12	1.000000	
	233	68,971.72		69,410.00	-438.28		.00	-438.28
	44,000.000							
912810EL8	US TREASURY N/B	11/21 8.	15/NOV/2021	8.000	26SEP12	27SEP12	1.000000	
	197	169,230.94		163,499.93	5,731.01		.00	5,731.01
	108,000.000							
912810FA1	US TREASURY N/B	08/27 6.3	15/AUG/2027	6.375	25JAN12	26JAN12	1.000000	
	558	89,006.25		90,384.37	-1,378.12		.00	-1,378.12
	60,000.000							
912810FM5	US TREASURY N/B	05/30 6.2	15/MAY/2030	6.250	05SEP12	06SEP12	1.000000	
	166	20,661.87		19,426.88	1,234.99		.00	1,234.99
	13,000.000							
912810FP8	US TREASURY N/B	02/31 5.3	15/FEB/2031	5.375	09FEB12	10FEB12	1.000000	
	595	13,781.25		11,454.69	2,326.56		.00	2,326.56
	10,000.000							
	645	46,300.55		37,800.46	29FEB12	01MAR12	1.000000	
	33,000.000				8,500.09		.00	8,500.09
	738	39,084.06		32,073.12	04MAY12	07MAY12	1.000000	
	28,000.000				7,010.94		.00	7,010.94
	016	23,542.50		18,327.50	27JUN12	28JUN12	1.000000	
	16,000.000				5,215.00		.00	5,215.00
	250	18,483.87		18,062.77	17OCT12	18OCT12	1.000000	
	13,000.000				421.10		.00	421.10
	366	7,133.79		7,106.25	31DEC12	02JAN13	1.000000	
	5,000.000				27.54		.00	27.54

US28 ANNUAL  
USD

THE SKILLMAN FOUNDATION  
SKILLMAN - JP MORGAN INVT MGMT INC  
SUMMARY REALIZED GAIN/LOSS REPORT  
JANUARY 1, 2012 TO DECEMBER 31, 2012

PAGE: 2  
AS-OF DATE: 31DEC12

ASSET ID	SECURITY DESCRIPTION	MAT DATE	MAT RATE	TRD DT	STL DT	SELL RATE	NET SECTY GN/LS
SH SELL/BTC	LOT	PRINCIPAL NET	COST	SECTY GN/LS	CURR GN/LS		
SHARES/PAR							
* * * I D C O S T F U N D * * *							
912810FP8	TOTAL	148,326.02	124,824.79	23,501.23 L			23,501.23 L
912810PU6	US TREASURY N/B	05/37 5.	15/MAY/2037	5.000	18JUN12	19JUN12	1.000000
780		253,695.04	237,674.14		16,020.90		.00
173,000.000							16,020.90
912810QA9	US TREASURY N/B	02/39 3.5	15/FEB/2039	3.500	08FEB12	09FEB12	1.000000
590		183,546.87	165,398.72		18,148.15		.00
170,000.000							18,148.15
912810QC5	US TREASURY N/B	08/39 4.5	15/AUG/2039	4.500	20JAN12	23JAN12	1.000000
542		138,366.56	110,403.42		27,963.14		.00
108,000.000							27,963.14
	587	137,358.28	142,433.44		08FEB12	09FEB12	1.000000
108,000.000					-5,075.16		.00
							-5,075.16
912810QC5	TOTAL	275,724.84	252,836.86	22,887.98 L			22,887.98 L
912810QE1	US TREASURY N/B	02/40 4.6	15/FEB/2040	4.625	16JUL12	17JUL12	1.000000
072		227,347.19	188,918.48		38,428.71		.00
158,000.000							38,428.71
912810QK7	US TREASURY N/B	08/40 3.8	15/AUG/2040	3.875	27FEB12	28FEB12	1.000000
637		138,069.22	107,939.45		30,129.77		.00
118,000.000							30,129.77
	374	9,608.44	9,565.63		31DEC12	02JAN13	1.000000
8,000.000					42.81		.00
							42.81
912810QK7	TOTAL	147,677.66	117,505.08	30,172.58 L			30,172.58 L
912810QQ4	US TREASURY N/B	05/41 4.3	15/MAY/2041	4.375	07AUG12	08AUG12	1.000000
112		13,501.95	12,490.23		1,011.72		.00
10,000.000							1,011.72

US28 ANNUAL  
USD

THE SKILLMAN FOUNDATION  
SKILLMAN - JP MORGAN INVT MGMT INC  
SUMMARY REALIZED GAIN/LOSS REPORT  
JANUARY 1, 2012 TO DECEMBER 31, 2012

PAGE: 3  
AS-OF DATE: 31DEC12

ASSET ID	SECURITY DESCRIPTION	MAT DATE	MAT RATE	TRD DT	STL DT	SELL RATE	NET SECTY GN/LS
SH SELL/BTC	LOT	PRINCIPAL NET	COST	SECTY GN/LS	CURR GN/LS		
SHARES/PAR							
* * * I D C O S T F U N D * * *							
912810QS0	US TREASURY N/B	08/41 3.7	15/AUG/2041 3.750	27JUN12	28JUN12	1.000000	
012		22,010.63	20,641.56	1,369.07		.00	1,369.07
18,000.000							
	263	8,256.72	8,139.69	02NOV12	05NOV12	1.000000	
7,000.000				117.03		.00	117.03
912810QS0	TOTAL	30,267.35	28,781.25	1,486.10 L			1,486.10 L
912810QT8	US TREASURY N/B	11/41 3.1	15/NOV/2041 3.125	16FEB12	17FEB12	1.000000	
608		60,876.10	61,576.64	-700.54		.00	-700.54
61,000.000							
	004	26,150.62	24,226.87	26JUN12	27JUN12	1.000000	
24,000.000				1,923.75		.00	1,923.75
	014	248,573.44	246,397.78	27JUN12	28JUN12	1.000000	
228,000.000				2,175.66		.00	2,175.66
	209	12,808.59	13,156.88	28SEP12	01OCT12	1.000000	
12,000.000				-348.29		.00	-348.29
912810QT8	TOTAL	348,408.75	345,358.17	3,050.58 L			3,050.58 L
912810QY7	US TREASURY N/B	11/42 2.7	15/NOV/2042 2.750	31DEC12	02JAN13	1.000000	
370		40,333.12	40,785.94	-452.82		.00	-452.82
42,000.000							
912828BH2	US TREASURY N/B	08/13 4.2	15/AUG/2013 4.250	31MAY12	01JUN12	1.000000	
764		1,362,816.41	1,370,179.68	-7,363.27		.00	-7,363.27
1,300,000.000							
	798	477,654.26	481,670.86	26JUN12	27JUN12	1.000000	
457,000.000				-4,016.60		.00	-4,016.60

ASSET ID	SECURITY DESCRIPTION	MAT DATE	MAT RATE	TRD DT	STL DT	SELL RATE	NET SECTY GN/LS
SH SELL/BTC	LOT	PRINCIPAL NET	COST	SECTY GN/LS	CURR GN/LS		
SHARES/PAR							
* * * I D C O S T F U N D * * *							
912828BH2	TOTAL	1,840,470.67	1,851,850.54	-11,379.87 L			-11,379.87 L
912828CA6	US TREASURY N/B	02/14 4.15/FEB/2014	4.000	22AUG12	23AUG12	1.000000	
137		569,868.75	572,421.10	-2,552.35		.00	-2,552.35
540,000.000							
912828CJ7	US TREASURY N/B	05/14 4.715/MAY/2014	4.750	26SEP12	27SEP12	1.000000	
203		489,416.25	491,197.50	-1,781.25		.00	-1,781.25
456,000.000							
912828HR4	US TREASURY N/B	02/18 3.515/FEB/2018	3.500	05SEP12	06SEP12	1.000000	
167		98,755.54	98,419.61	335.93		.00	335.93
86,000.000							
	355	874,256.88	880,054.41	19DEC12	20DEC12	1.000000	
769,000.000				-5,797.53		.00	-5,797.53
912828HR4	TOTAL	973,012.42	978,474.02	-5,461.60 L			-5,461.60 L
912828JK7	US TREASURY N/B	08/13 3.131/AUG/2013	3.125	26JUN12	27JUN12	1.000000	
002		326,652.66	331,256.64	-4,603.98		.00	-4,603.98
316,000.000							
912828KV1	US TREASURY N/B	05/14 2.231/MAY/2014	2.250	22FEB12	23FEB12	1.000000	
621		130,361.32	130,815.43	-454.11		.00	-454.11
125,000.000							
912828KZ2	US TREASURY N/B	06/16 3.230/JUN/2016	3.250	22JUN12	25JUN12	1.000000	
791		205,384.69	205,740.71	-356.02		.00	-356.02
186,000.000							
912828LS7	US TREASURY N/B	10/14 2.331/OCT/2014	2.375	27MAR12	28MAR12	1.000000	
684		78,670.90	78,914.07	-243.17		.00	-243.17
75,000.000							
	220	113,773.01	114,179.69	03OCT12	04OCT12	1.000000	
109,000.000				-406.68		.00	-406.68

US28  
USD

ANNUAL

THE SKILLMAN FOUNDATION  
SKILLMAN - JP MORGAN INVT MGMT INC  
SUMMARY REALIZED GAIN/LOSS REPORT  
JANUARY 1, 2012 TO DECEMBER 31, 2012

PAGE: 5  
AS-OF DATE: 31DEC12

ASSET ID	SECURITY DESCRIPTION	MAT DATE	MAT RATE	TRD DT	STL DT	SELL RATE	NET SECTY GN/LS
SH SELL/BTC	LOT	PRINCIPAL NET	COST	SECTY GN/LS	CURR GN/LS		
SHARES/PAR							
* * * I D C O S T F U N D * * *							
912828LS7	TOTAL	192,443.91	193,093.76	-649.85 L			-649.85 L
912828LZ1	US TREASURY N/B	11/14 2.1 30/NOV/2014 2.125	27MAR12	28MAR12	1.000000		
686	37,567.97	37,811.25	-243.28		.00		-243.28
36,000.000							
	020	148,023.91	149,122.42	-1,098.51	28JUN12	1.000000	-1,098.51
142,000.000					.00		
912828LZ1	TOTAL	185,591.88	186,933.67	-1,341.79 L			-1,341.79 L
912828MR8	US TREASURY N/B	02/15 2.3 28/FEB/2015 2.375	27JUN12	28JUN12	1.000000		
013	352,574.41	354,432.62	-1,858.21		.00		-1,858.21
335,000.000							
912828NF3	US TREASURY N/B	05/15 2.1 31/MAY/2015 2.125	07NOV12	08NOV12	1.000000		
280	331,574.57	332,178.25	-603.68		.00		-603.68
317,000.000							
912828NK2	US TREASURY N/B	06/17 2.5 30/JUN/2017 2.500	04OCT12	05OCT12	1.000000		
228	51,233.68	50,872.42	361.26		.00		361.26
47,000.000							
912828NP1	US TREASURY N/B	07/15 1.7 31/JUL/2015 1.750	03DEC12	04DEC12	1.000000		
322	339,403.01	339,517.98	-114.97		.00		-114.97
327,000.000							
912828NT3	US TREASURY N/B	08/20 2.6 15/AUG/2020 2.625	27JAN12	30JAN12	1.000000		
565	232,782.19	231,107.88	1,674.31		.00		1,674.31
216,000.000							
912828PA2	US TREASURY N/B	09/17 1.8 30/SEP/2017 1.875	23AUG12	24AUG12	1.000000		
143	1,012,064.88	996,456.38	15,608.50		.00		15,608.50
957,000.000							
912828PE4	US TREASURY N/B	10/15 1.2 31/OCT/2015 1.250	01MAR12	02MAR12	1.000000		
660	233,361.56	230,881.17	2,480.39		.00		2,480.39
228,000.000							

US28 ANNUAL  
USD

THE SKILLMAN FOUNDATION  
SKILLMAN - JP MORGAN INVT MGMT INC  
SUMMARY REALIZED GAIN/LOSS REPORT  
JANUARY 1, 2012 TO DECEMBER 31, 2012

PAGE: 6  
AS-OF DATE: 31DEC12

ASSET ID	SECURITY DESCRIPTION	MAT DATE	MAT RATE	TRD DT	STL DT	SELL RATE	NET SECTY GN/LS
SH SELL/BTC	LOT	PRINCIPAL NET	COST	SECTY GN/LS	CURR GN/LS		
SHARES/PAR							
* * * I D C O S T F U N D * * *							
912828PK0	US TREASURY N/B	11/17 2.2	30/NOV/2017	2.250	02AUG12	03AUG12	1.000000
	106	330,269.73	326,433.40		3,836.33		.00
	305,000.000						3,836.33
912828QZ6	US TREASURY N/B	05/13 0.5	31/MAY/2013	0.500	03APR12	04APR12	1.000000
	695	2,154,209.06	2,153,841.05		368.01		.00
	2,148,000.000						368.01
912828RC6	US TREASURY N/B	08/21 2.1	15/AUG/2021	2.125	24JUL12	25JUL12	1.000000
	082	247,314.37	241,142.34		6,172.03		.00
	231,000.000						6,172.03
912828RP7	US TREASURY N/B	10/18 1.7	31/OCT/2018	1.750	31JAN12	01FEB12	1.000000
	578	47,593.83	46,690.00		903.83		.00
	46,000.000						903.83
	653	958,156.88	955,443.21		01MAR12	02MAR12	1.000000
	936,000.000				2,713.67		.00
							2,713.67
912828RP7	TOTAL	1,005,750.71	1,002,133.21		3,617.50 L		3,617.50 L
912828RR3	US TREASURY N/B	11/21 2.	15/NOV/2021	2.000	12JAN12	13JAN12	1.000000
	525	110,777.74	110,524.22		253.52		.00
	110,000.000						253.52
	529	110,893.75	110,524.22		12JAN12	13JAN12	1.000000
	110,000.000				369.53		.00
							369.53
	550	55,671.88	56,262.81		24JAN12	25JAN12	1.000000
	56,000.000				-590.93		.00
							-590.93
	604	678,137.70	679,466.91		16FEB12	17FEB12	1.000000
	675,000.000				-1,329.21		.00
							-1,329.21
912828RR3	TOTAL	955,481.07	956,778.16		-1,297.09 L		-1,297.09 L

US28 ANNUAL  
USD

THE SKILLMAN FOUNDATION  
SKILLMAN - JP MORGAN INVT MGMT INC  
SUMMARY REALIZED GAIN/LOSS REPORT  
JANUARY 1, 2012 TO DECEMBER 31, 2012

PAGE: 7  
AS-OF DATE: 31DEC12

ASSET ID	SECURITY DESCRIPTION	MAT DATE	MAT RATE	TRD DT	STL DT	SELL RATE	NET SECTY GN/LS
SH SELL/BTC	LOT	PRINCIPAL NET	COST	SECTY GN/LS	CURR GN/LS		
SHARES/PAR							
* * * I D C O S T F U N D * * *							
912828RT9	US TREASURY N/B	11/18 1.3	30/NOV/2018 1.375	21SEP12	24SEP12	1.000000	
	191	55,301.48	55,742.34	-440.86		.00	-440.86
54,000.000							
912828RU6	US TREASURY N/B	11/16 0.8	30/NOV/2016 0.875	10JAN12	11JAN12	1.000000	
	521	1,035,130.94	1,032,780.00	2,350.94		.00	2,350.94
1,034,000.000							
912828RV4	US TREASURY N/B	12/14 0.2	15/DEC/2014 0.250	17FEB12	21FEB12	1.000000	
	613	1,260,560.16	1,260,584.88	-24.72		.00	-24.72
1,266,000.000							
912828RX0	US TREASURY N/B	12/16 0.8	31/DEC/2016 0.875	30JAN12	31JAN12	1.000000	
	570	60,478.13	60,000.00	478.13		.00	478.13
60,000.000							
	576	31,231.29	31,000.00	31JAN12	01FEB12	1.000000	
31,000.000				231.29		.00	231.29
	629	63,083.67	63,000.00	24FEB12	27FEB12	1.000000	
63,000.000				83.67		.00	83.67
	668	84,990.03	85,000.00	09MAR12	12MAR12	1.000000	
85,000.000				-9.97		.00	-9.97
	019	577,295.47	572,000.00	27JUN12	28JUN12	1.000000	
572,000.000				5,295.47		.00	5,295.47
	332	393,198.05	387,836.68	04DEC12	05DEC12	1.000000	
387,000.000				5,361.37		.00	5,361.37
912828RX0	TOTAL	1,210,276.64	1,198,836.68	11,439.96 L			11,439.96 L
912828SF8	US TREASURY N/B	02/22 2.	15/FEB/2022 2.000	14MAR12	15MAR12	1.000000	
	672	34,451.76	35,060.16	-608.40		.00	-608.40
35,000.000							
	707	112,551.76	115,197.66	04APR12	05APR12	1.000000	
115,000.000				-2,645.90		.00	-2,645.90
				05APR12	09APR12	1.000000	

ASSET ID	SECURITY DESCRIPTION	MAT DATE	MAT RATE	TRD DT	STL DT	SELL RATE	NET SECTY GN/LS
SH SELL/BTC	LOT		COST	SECTY GN/LS		CURR GN/LS	
	SHARES/PAR						
* * * I D C O S T F U N D * * *							
713	54,192.18	55,094.53	-902.35			.00	-902.35
55,000.000							
758	228,993.13	223,383.28	18MAY12	21MAY12	1.000000		5,609.85
223,000.000			5,609.85		.00		
775	115,186.33	110,189.06	04JUN12	05JUN12	1.000000		4,997.27
110,000.000			4,997.27		.00		
015	326,763.28	312,811.91	27JUN12	28JUN12	1.000000		13,951.37
315,000.000			13,951.37		.00		
066	267,251.95	260,807.54	13JUL12	16JUL12	1.000000		6,444.41
255,000.000			6,444.41		.00		
912828SF8	TOTAL	1,139,390.39	1,112,544.14	26,846.25 L			26,846.25 L
-----							
912828SG6	US TREASURY N/B	02/14 0.2 28/FEB/2014	0.250	03APR12	04APR12	1.000000	
698	306,544.29	306,329.96	214.33		.00		214.33
307,000.000							
912828SH4	US TREASURY N/B	02/19 1.3 28/FEB/2019	1.375	04APR12	05APR12	1.000000	
704	956,624.65	965,634.22	-9,009.57		.00		-9,009.57
971,000.000							
912828SL5	US TREASURY N/B	03/14 0.2 31/MAR/2014	0.250	11MAY12	14MAY12	1.000000	
747	293,839.22	293,517.66	321.56		.00		321.56
294,000.000							
912828SN1	US TREASURY N/B	03/19 1.5 31/MAR/2019	1.500	01MAY12	02MAY12	1.000000	
730	991,178.12	972,459.57	18,718.55		.00		18,718.55
980,000.000							
912828SR2	US TREASURY N/B	04/14 0.2 30/APR/2014	0.250	08AUG12	09AUG12	1.000000	
116	47,986.88	47,970.00	16.88		.00		16.88
48,000.000							
199	233,990.86	233,853.75	26SEP12	27SEP12	1.000000		137.11
234,000.000			137.11		.00		



ASSET ID	SECURITY DESCRIPTION	MAT DATE	MAT RATE	TRD DT	STL DT	SELL RATE	NET SECTY GN/LS
SH SELL/BTC	LOT	PRINCIPAL NET	COST	SECTY GN/LS	CURR GN/LS		
SHARES/PAR							
* * * I D C O S T F U N D * * *							
912828SR2	TOTAL	281,977.74	281,823.75	153.99 L			153.99 L
912828ST8	US TREASURY N/B	04/19 1.2	30/APR/2019 1.250	27JUN12	28JUN12	1.000000	
	011	311,777.81	305,882.50	5,895.31		.00	5,895.31
	308,000.000						
	058	728,427.19	713,104.22	12JUL12	13JUL12	1.000000	
	717,000.000			15,322.97		.00	15,322.97
912828ST8	TOTAL	1,040,205.00	1,018,986.72	21,218.28 L			21,218.28 L
912828SV3	US TREASURY N/B	05/22 1.7	15/MAY/2022 1.750	05JUL12	06JUL12	1.000000	
	045	55,751.95	55,661.72	90.23		.00	90.23
	55,000.000						
	047	55,659.57	55,661.72	05JUL12	06JUL12	1.000000	
	55,000.000			-2.15		.00	-2.15
	063	184,120.31	184,092.18	13JUL12	16JUL12	1.000000	
	180,000.000			28.13		.00	28.13
	089	46,121.48	45,996.68	27JUL12	30JUL12	1.000000	
	45,000.000			124.80		.00	124.80
	093	91,539.85	91,993.36	27JUL12	30JUL12	1.000000	
	90,000.000			-453.51		.00	-453.51
	128	90,452.58	93,015.50	16AUG12	17AUG12	1.000000	
	91,000.000			-2,562.92		.00	-2,562.92
	184	429,150.82	439,409.26	18SEP12	19SEP12	1.000000	
	429,000.000			-10,258.44		.00	-10,258.44

US28 ANNUAL  
USD

THE SKILLMAN FOUNDATION  
SKILLMAN - JP MORGAN INVT MGMT INC  
SUMMARY REALIZED GAIN/LOSS REPORT  
JANUARY 1, 2012 TO DECEMBER 31, 2012

PAGE: 10  
AS-OF DATE: 31DEC12

ASSET ID	SECURITY DESCRIPTION	MAT DATE	MAT RATE	TRD DT	STL DT	SELL RATE	NET SECTY GN/LS
SH SELL/BTC	LOT	PRINCIPAL NET	COST	SECTY GN/LS	CURR GN/LS		
SHARES/PAR							
* * * I D C O S T F U N D * * *							
912828SV3	TOTAL	952,796.56	965,830.42	-13,033.86 L			-13,033.86 L
912828SW1	US TREASURY N/B	05/14 0.2	31/MAY/2014	0.250	28JUN12	29JUN12	1.000000
034	256,718.91	256,939.76	-220.85				.00
257,000.000							-220.85
174	50,005.86	49,988.28	14SEP12	17SEP12	1.000000		
50,000.000			17.58		.00		17.58
202	1,094,914.45	1,094,751.17	26SEP12	27SEP12	1.000000		
1,095,000.000			163.28		.00		163.28
912828SW1	TOTAL	1,401,639.22	1,401,679.21	-39.99 L			-39.99 L
912828TA8	US TREASURY N/B	06/14 0.2	30/JUN/2014	0.250	05NOV12	06NOV12	1.000000
267	1,699,800.78	1,699,667.97	132.81				.00
1,700,000.000							132.81
912828TC4	US TREASURY N/B	06/19 1.	30/JUN/2019	1.000	14AUG12	16AUG12	1.000000
123	62,328.17	62,842.50	-514.33				.00
63,000.000							-514.33
222	677,634.68	675,449.18	03OCT12	04OCT12	1.000000		
677,000.000			2,185.50		.00		2,185.50
912828TC4	TOTAL	739,962.85	738,291.68	1,671.17 L			1,671.17 L
912828TD2	US TREASURY N/B	07/15 0.2	15/JUL/2015	0.250	07NOV12	08NOV12	1.000000
283	28,938.83	28,969.41	-30.58				.00
29,000.000							-30.58
912828TJ9	US TREASURY N/B	08/22 1.6	15/AUG/2022	1.625	14SEP12	17SEP12	1.000000
177	97,882.81	99,085.94	-1,203.13				.00
100,000.000							-1,203.13
239	35,828.44	35,367.19	05OCT12	09OCT12	1.000000		
36,000.000			461.25		.00		461.25
271	36,812.11	36,443.55	05NOV12	06NOV12	1.000000		
37,000.000			368.56		.00		368.56

US28  
USD

ANNUAL

THE SKILLMAN FOUNDATION  
SKILLMAN - JP MORGAN INVT MGMT INC  
SUMMARY REALIZED GAIN/LOSS REPORT  
JANUARY 1, 2012 TO DECEMBER 31, 2012

PAGE: 11  
AS-OF DATE: 31DEC12

ASSET ID	SECURITY DESCRIPTION	MAT DATE	MAT RATE	TRD DT	STL DT	SELL RATE	NET SECTY GN/LS
SH SELL/BTC	LOT	PRINCIPAL NET	COST	SECTY GN/LS	CURR GN/LS		
SHARES/PAR							
* * * I D C O S T F U N D * * *							
291		9,046.41	8,864.65	14NOV12	15NOV12	1.000000	
9,000.000				181.76		.00	181.76
299		381,307.50	372,315.24	16NOV12	19NOV12	1.000000	
378,000.000				8,992.26		.00	8,992.26
912828TJ9	TOTAL	560,877.27	552,076.57	8,800.70 L			8,800.70 L
912828TR1	US TREASURY N/B	09/19 1. 30/SEP/2019	1.000	07NOV12	08NOV12	1.000000	
286		653,565.62	654,360.00	-794.38		.00	-794.38
656,000.000							
912828TS9	US TREASURY N/B	09/17 0.6 30/SEP/2017	0.625	04DEC12	05DEC12	1.000000	
327		242,274.15	241,966.56	307.59		.00	307.59
242,000.000							
912828TV2	US TREASURY N/B	10/19 1.2 31/OCT/2019	1.250	05DEC12	06DEC12	1.000000	
340		716,237.50	712,570.67	3,666.83		.00	3,666.83
704,000.000							
912828TX8	US TREASURY N/B	11/15 0.3 15/NOV/2015	0.375	21DEC12	24DEC12	1.000000	
361		302,106.17	302,424.69	-318.52		.00	-318.52
302,000.000							
912828TY6	US TREASURY N/B	11/22 1.6 15/NOV/2022	1.625	30NOV12	03DEC12	1.000000	
311		90,200.39	90,485.16	-284.77		.00	-284.77
90,000.000							
344		90,488.67	90,485.15	06DEC12	07DEC12	1.000000	
90,000.000				3.52		.00	3.52
912828TY6	TOTAL	180,689.06	180,970.31	-281.25 L			-281.25 L
USD TOTAL		30,351,955.58	30,119,810.48	232,145.10 L			232,145.10 L
FIXED INCOME TOTAL		30,351,955.58	30,119,810.48	232,145.10 L			232,145.10 L

US28 ANNUAL  
USD

THE SKILLMAN FOUNDATION  
SKILLMAN - JP MORGAN INVT MGMT INC  
SUMMARY REALIZED GAIN/LOSS REPORT  
JANUARY 1, 2012 TO DECEMBER 31, 2012

PAGE: 12  
AS-OF DATE: 31DEC12

FUND TOTAL GAINS		SEC GAIN	CURR GAIN	TOTAL GAIN
GROSS GAINS				
	FIXED INCOME	305,029.83 L	.00 L	305,029.83 L
	FUND TOTAL	305,029.83 L	.00 L	305,029.83 L

US29 ANNUAL  
USD

THE SKILLMAN FOUNDATION  
SKILLMAN - NATURAL RESOURCES  
SUMMARY REALIZED GAIN/LOSS REPORT  
JANUARY 1, 2012 TO DECEMBER 31, 2012

PAGE: 1  
AS-OF DATE: 31DEC12

ASSET ID	SECURITY DESCRIPTION	MAT DATE	MAT RATE	TRD DT	STL DT	SELL RATE	NET SECTY GN/LS
SH SELL/BTC	LOT	PRINCIPAL NET	COST	SECTY GN/LS	CURR GN/LS		
SHARES/PAR							
* * * I D C O S T F U N D * * *							
EQUITY							
-----							
138999917	CANAAN NAT. GAS PARALLEL FD X LIMITED PARTNERSHIP	25JUL12	25JUL12	1.000000			
468	13,000.00	25,999.97	-12,999.97	.00			-12,999.97
13,000.000							
29266J205	ENERGY DEV PARTNERS LTD DEPOSITARY UNIT	31MAR12	31MAR12	1.000000			
446	246,935.62	247,017.43	-81.81	.00			-81.81
883,854.390							
CXL 446	-246,935.62	-247,017.43	81.81	.00			81.81
-883,854.390							
456	.00	247,017.43	-247,017.43	.00			-247,017.43
883,854.390							
29266J205	TOTAL	.00	247,017.43	-247,017.43 L			-247,017.43 L
-----							
315995969	FIA TIMBER PARTNERS	27JUL12	27JUL12	1.000000			
469	92,315.98	237,499.27	-145,183.29	.00			-145,183.29
92,315.980							
48660Q912	KAYNE ANDERSON ENERGY FD IV LP	08JUN12	08JUN12	1.000000			
458	291,158.00	335,615.29	-44,457.29	.00			-44,457.29
291,158.000							
515	453,751.00	513,466.09	-59,715.09	.00			-59,715.09
453,751.000							
48660Q912	TOTAL	744,909.00	849,081.38	-104,172.38 L			-104,172.38 L
-----							
48699B928	KAYNE ANDERSON ENERGY FUND III	26DEC12	26DEC12	1.000000			
514	385,863.00	34,422.64	351,440.36	.00			351,440.36
385,863.000							

US29 ANNUAL  
USD

THE SKILLMAN FOUNDATION  
SKILLMAN - NATURAL RESOURCES  
SUMMARY REALIZED GAIN/LOSS REPORT  
JANUARY 1, 2012 TO DECEMBER 31, 2012

PAGE: 2  
AS-OF DATE: 31DEC12

ASSET ID	SECURITY DESCRIPTION	MAT DATE	MAT RATE	TRD DT	STL DT	SELL RATE	NET SECTY GN/LS
SH SELL/BTC	LOT	PRINCIPAL NET	COST	SECTY GN/LS	CURR GN/LS		
SHARES/PAR							
* * * I D C O S T F U N D * * *							
58999F966	MERIT ENERGY PARTNERS F II LP			10JAN12	10JAN12	1.000000	
441	155,180.00	200,581.45	-45,401.45			.00	-45,401.45
155,180.000							
481	129,327.00	167,164.57	-37,837.57	12SEP12	12SEP12	1.000000	-37,837.57
129,327.000						.00	
510	193,991.00	245,284.57	-51,293.57	13DEC12	31DEC12	1.000000	-51,293.57
193,991.000						.00	
CXL 510	-193,991.00	-245,284.57	51,293.57	13DEC12	31DEC12	1.000000	51,293.57
-193,991.000						.00	
516	193,991.00	245,284.57	-51,293.57	13DEC12	13DEC12	1.000000	-51,293.57
193,991.000						.00	
58999F966	TOTAL	478,498.00	613,030.59	-134,532.59 L			-134,532.59 L
74899G954	QUANTUM ENERGY PARTNERS IV LP QUANTUM IV			24AUG12	24AUG12	1.000000	
478	178,442.79	39,902.75	138,540.04			.00	138,540.04
178,442.790							
499	185,808.70	41,549.90	144,258.80	13NOV12	13NOV12	1.000000	144,258.80
185,808.700						.00	
513	485,744.67	135,009.87	350,734.80	17DEC12	17DEC12	1.000000	350,734.80
485,744.670						.00	
74899G954	TOTAL	849,996.16	216,462.52	633,533.64 L			633,533.64 L
USD TOTAL	2,564,582.14	2,223,513.80	341,068.34 L				341,068.34 L

ASSET ID	SECURITY DESCRIPTION	MAT DATE	MAT RATE	TRD DT	STL DT	SELL RATE	
SH SELL/BTC	LOT		COST	SECTY GN/LS		CURR GN/LS	NET SECTY GN/LS
	SHARES/PAR						
* * * I D C O S T F U N D * * *							
EQUITY TOTAL	2,564,582.14	2,223,513.80		341,068.34 L			341,068.34 L

US29  
USD

ANNUAL

THE SKILLMAN FOUNDATION  
SKILLMAN - NATURAL RESOURCES  
SUMMARY REALIZED GAIN/LOSS REPORT  
JANUARY 1, 2012 TO DECEMBER 31, 2012

PAGE: 4  
AS-OF DATE: 31DEC12

FUND TOTAL GAINS		SEC GAIN	CURR GAIN	TOTAL GAIN
GROSS GAINS				
	EQUITY	984,974.00 L	.00 L	984,974.00 L
	FUND TOTAL	984,974.00 L	.00 L	984,974.00 L



US29  
USD

ANNUAL

THE SKILLMAN FOUNDATION  
SKILLMAN - NATURAL RESOURCES  
SUMMARY REALIZED GAIN/LOSS REPORT  
JANUARY 1, 2012 TO DECEMBER 31, 2012

PAGE: 7  
AS-OF DATE: 31DEC12

FUND TOTALS	BASE PRINCIPAL NET	BASE COST	SHARES	# OF TRANSACTIONS
EQUITY	2,564,582.14	2,223,513.80	3,448,436.530	16
TOTAL	2,564,582.14	2,223,513.80	3,448,436.530	16

ASSET ID	SECURITY DESCRIPTION	MAT DATE	MAT RATE	TRD DT	STL DT	SELL RATE	NET SECTY GN/LS
SH SELL/BTC	LOT LOCAL PRINCIPAL NET		LOCAL COST	LOCAL SECTY GN/LS			
	SHARES/PAR BASE PRINCIPAL NET		BASE COST	BASE SECTY GN/LS		BASE CURR GN/LS	NET BAS SECTY GN/LS
			*** AVERAGE	FUND ***			

FOREIGN CASH

		** POUND STERLING **					
GBP	POUND STERLING			18MAY12	18MAY12	0.632631	
	717	.63	.63	.00			.00
	.630	1.00	1.01	.00		.01	.01
				18MAY12	18MAY12	0.632631	
CXL	717	-.63	-.63	.00			.00
	-.630	-1.00	-1.01	.00		-.01	-.01
				18MAY12	18MAY12	0.632631	
	721	.63	.63	.00			.00
	.630	1.00	1.01	.00		.01	.01
				18MAY12	18MAY12	0.632631	
CXL	721	-.63	-.63	.00			.00
	-.630	-1.00	-1.01	.00		-.01	-.01
				18MAY12	18MAY12	0.632631	
	723	.63	.63	.00			.00
	.630	1.00	1.01	.00		.01	.01
				18MAY12	18MAY12	0.632631	
CXL	723	-.63	-.63	.00			.00
	-.630	-1.00	-1.01	.00		-.01	-.01
				18MAY12	18MAY12	0.632631	
	724	.63	.63	.00			.00
	.630	1.00	1.01	.00		.01	.01
				18MAY12	18MAY12	0.632631	
CXL	724	-.63	-.63	.00			.00
	-.630	-1.00	-1.01	.00		-.01	-.01
				22MAY12	22MAY12	0.632971	
	716	.63	.63	.00			.00
	.630	1.00	1.01	.00		-.01	-.01
				29MAY12	29MAY12	0.637775	
	719	.63	.63	.00			.00
	.630	.99	1.00	.00		.01	.01
				06JUN12	06JUN12	0.646851	
	725	1.26	1.26	.00			.00
	1.260	1.95	1.99	.00		.04	.04

US30  
USD

ANNUAL

THE SKILLMAN FOUNDATION  
SKILLMAN - WILLIAM BLAIR & COMPANY  
SUMMARY REALIZED GAIN/LOSS REPORT  
JANUARY 1, 2012 TO DECEMBER 31, 2012

PAGE: 2  
AS-OF DATE: 31DEC12

ASSET ID	SECURITY DESCRIPTION	MAT DATE	MAT RATE	TRD DT	STL DT	SELL RATE	NET SECTY GN/LS
SH SELL/BTC	LOT LOCAL PRINCIPAL NET	LOCAL COST	LOCAL SECTY GN/LS				
	SHARES/PAR BASE PRINCIPAL NET	BASE COST	BASE SECTY GN/LS				
		*** AVERAGE FUND ***					
				06JUN12	06JUN12	0.646851	
	CXL 725	-1.26	-1.26	.00			.00
	-1.260	-1.95	-1.99	.00		-.04	-.04
				12OCT12	12OCT12	0.621601	
	729	.33	.33	.00			.00
	.330	.53	.52	.00		.01	.01
GBP TOTAL		1.59	1.59	.00			.00
-----		2.52	2.53	.00		.01	.01
FOREIGN CASH TOTAL							
-----		2.52	2.53	.00		.01	.01

THE SKILLMAN FOUNDATION  
SKILLMAN - REAL ESTATE FUND  
SUMMARY REALIZED GAIN/LOSS REPORT  
JANUARY 1, 2012 TO DECEMBER 31, 2012

ASSET ID	SECURITY DESCRIPTION	MAT DATE	MAT RATE	TRD DT	STL DT	SELL RATE	NET SECTY GN/LS
SH SELL/BTC	LOT LOCAL PRINCIPAL NET	LOCAL COST	LOCAL SECTY GN/LS				
	SHARES/PAR BASE PRINCIPAL NET	BASE COST	BASE SECTY GN/LS		BASE CURR GN/LS		NET BAS SECTY GN/LS
		* * * I D C O S T	F U N D * * *				

EQUITY

		**	US DOLLAR	**		
81499J940	SECURITY CAPITAL PREF GROWTH			06JAN12	06JAN12	1.000000
	242 73,736.67	197,020.39	-123,283.72			.00
	5,627.207					-123,283.72
	CXL 242	-73,736.67	-197,020.39	06JAN12	06JAN12	1.000000
	-5,627.207					.00
						123,283.72
81499J940	TOTAL	.00	.00	.00 L		.00
						.00 L
85299K908	SQUARE MILE PARTNERS III TE LP			29JUN12	29JUN12	1.000000
	261 89,992.00	89,992.00		.00		.00
	89,992.000					.00
	270 234,735.00	234,735.00		08AUG12	08AUG12	1.000000
	234,735.000			.00		.00
	281 394,201.00	394,201.00		02OCT12	02OCT12	1.000000
	394,201.000			.00		.00
	282 192,661.00	192,661.00		10OCT12	10OCT12	1.000000
	192,661.000			.00		.00
	293 217,417.00	217,417.00		09NOV12	09NOV12	1.000000
	217,417.000			.00		.00
	295 43,604.00	43,604.00		20NOV12	20NOV12	1.000000
	43,604.000			.00		.00
	304 320,153.00	320,153.00		04DEC12	04DEC12	1.000000
	320,153.000			.00		.00
	305 96,911.00	96,911.00		10DEC12	10DEC12	1.000000
	96,911.000			.00		.00

US31 ANNUAL  
USD

THE SKILLMAN FOUNDATION  
SKILLMAN - REAL ESTATE FUND  
SUMMARY REALIZED GAIN/LOSS REPORT  
JANUARY 1, 2012 TO DECEMBER 31, 2012

PAGE: 2  
AS-OF DATE: 31DEC12

ASSET ID	SECURITY DESCRIPTION	MAT DATE	MAT RATE	TRD DT	STL DT	SELL RATE	NET SECTY GN/LS
SH SELL/BTC	LOT LOCAL PRINCIPAL NET	LOCAL COST	LOCAL SECTY GN/LS				
	SHARES/PAR BASE PRINCIPAL NET	BASE COST	BASE SECTY GN/LS				
		* * * I D C O S T F U N D * * *					
85299K908	TOTAL						
-----		1,589,674.00	1,589,674.00	.00		.00	.00
USD TOTAL							
-----		1,589,674.00	1,589,674.00	.00		.00	.00
		.00	.00	.00 L		.00	.00 L
EQUITY TOTAL							
-----		1,589,674.00	1,589,674.00	.00		.00	.00

THE SKILLMAN FOUNDATION  
SKILLMAN - REAL ESTATE FUND  
SUMMARY REALIZED GAIN/LOSS REPORT  
JANUARY 1, 2012 TO DECEMBER 31, 2012

ASSET ID	SECURITY DESCRIPTION	MAT DATE	MAT RATE	TRD DT	STL DT	SELL RATE	NET SECTY GN/LS
SH SELL/BTC	LOT LOCAL PRINCIPAL NET	LOCAL COST	LOCAL SECTY GN/LS				
	SHARES/PAR BASE PRINCIPAL NET	BASE COST	BASE SECTY GN/LS				NET BAS SECTY GN/LS
* * * A V E R A G E F U N D * * *							

FOREIGN CASH

** INTERNATIONAL **		** EURO CURRENCY **					
EUR	EURO CURRENCY			17APR12	17APR12	0.760629	
	039	13,069.31	13,069.31	.00			.00
	13,069.310	17,182.22	17,174.38	.00		-7.84	-7.84
INTERNATIONAL TOTAL		13,069.31	13,069.31	.00			.00
-----		17,182.22	17,174.38	.00		-7.84	-7.84
		.00	.00	.00 L			.00 L
		.00	.00	.00 L		.00	.00 L
EUR TOTAL		13,069.31	13,069.31	.00			.00
-----		17,182.22	17,174.38	.00		-7.84	-7.84
FOREIGN CASH TOTAL							
-----		17,182.22	17,174.38	.00		-7.84	-7.84

ASSET ID	SECURITY DESCRIPTION	MAT DATE	MAT RATE	TRD DT	STL DT	SELL RATE	
SH SELL/BTC	LOT		COST	SECTY GN/LS		CURR GN/LS	NET SECTY GN/LS
	SHARES/PAR						

\*\*\* I D C O S T F U N D \*\*\*

EQUITY

ACI00J722	COMMERCIA LARGE CAP INDEX NL	MUTUAL FUND		14DEC12	14DEC12	1.000000	
	347	6,000,000.00	6,232,562.58	-232,562.58		.00	-232,562.58
	33,725.285						
USD TOTAL		6,000,000.00	6,232,562.58	-232,562.58 L			-232,562.58 L
EQUITY TOTAL		6,000,000.00	6,232,562.58	-232,562.58 L			-232,562.58 L

US32  
USD

ANNUAL

SKILLMAN - WORLD ASSET MANG.  
WORLD ASSET MANAGEMENT  
SUMMARY REALIZED GAIN/LOSS REPORT  
JANUARY 1, 2012 TO DECEMBER 31, 2012

PAGE: 2  
AS-OF DATE: 31DEC12

FUND TOTAL LOSSES		SEC LOSS	CURR LOSS	TOTAL LOSS
GROSS LOSSES				
EQUITY		-232,562.58 L	.00 L	-232,562.58 L
FUND TOTAL		-232,562.58 L	.00 L	-232,562.58 L



THE SKILLMAN FOUNDATION  
STW FIXED INCOME MANAGEMENT  
SUMMARY REALIZED GAIN/LOSS REPORT  
JANUARY 1, 2012 TO DECEMBER 31, 2012

ASSET ID	SECURITY DESCRIPTION	MAT DATE	MAT RATE	TRD DT	STL DT	SELL RATE	NET SECTY GN/LS
SH SELL/BTC	LOT	PRINCIPAL NET	COST	SECTY GN/LS	CURR GN/LS		
SHARES/PAR							

\* \* \* I D C O S T F U N D \* \* \*

FIXED INCOME

02582JDN7	AMERICAN EXPRESS CRE AMXCA 200	01/15/2015	0.626	15JUN12	15JUN12	1.000000	
	094	400,000.00	352,314.45	47,685.55		.00	47,685.55
	400,000.000						
03938LAF1	ARCELORMITTAL SR UNSECU	06/01/2018	6.125	16OCT12	19OCT12	1.000000	
	227	130,290.00	134,489.61	-4,199.61		.00	-4,199.61
	129,000.000						
	235	210,381.25	213,786.54	-3,405.29	23OCT12	1.000000	-3,405.29
	205,000.000					.00	
03938LAF1	TOTAL	340,671.25	348,276.15	-7,604.90	L		-7,604.90 L
03938LAW4	ARCELORMITTAL SR UNSECU	02/25/2017	4.500	14AUG12	17AUG12	1.000000	
	136	24,031.25	24,922.75	-891.50		.00	-891.50
	25,000.000						
	226	24,762.49	24,922.75	-160.26	19OCT12	1.000000	-160.26
	25,000.000					.00	
	247	14,887.50	14,953.65	-66.15	29OCT12	1.000000	-66.15
	15,000.000					.00	
	256	22,108.75	22,928.93	-820.18	06NOV12	1.000000	-820.18
	23,000.000					.00	
	265	21,285.00	21,932.02	-647.02	08NOV12	1.000000	-647.02
	22,000.000					.00	
	CXL 265	-21,285.00	-21,932.02	647.02	08NOV12	1.000000	647.02
	-22,000.000					.00	
	313	21,285.00	21,932.02	-647.02	08NOV12	1.000000	-647.02
	22,000.000					.00	

US33 ANNUAL  
USD

THE SKILLMAN FOUNDATION  
STW FIXED INCOME MANAGEMENT  
SUMMARY REALIZED GAIN/LOSS REPORT  
JANUARY 1, 2012 TO DECEMBER 31, 2012

PAGE: 2  
AS-OF DATE: 31DEC12

ASSET ID	SECURITY DESCRIPTION	MAT DATE	MAT RATE	TRD DT	STL DT	SELL RATE	NET SECTY GN/LS
SH SELL/BTC	LOT	PRINCIPAL NET	COST	SECTY GN/LS	CURR GN/LS		
SHARES/PAR							
* * * I D C O S T F U N D * * *							
03938LAW4	TOTAL	107,074.99	109,660.10	-2,585.11 L			-2,585.11 L
07385TAJ5	BEAR STEARNS COS LLC SR UNSECU	11/15/2014	5.700	24AUG12	29AUG12	1.000000	
156	603,135.50	609,691.50	-6,556.00			.00	-6,556.00
550,000.000							
13974DAD8	CAPITAL AUTO RECEIVA CARAT 200	03/17/2014	5.210	15FEB12	15FEB12	1.000000	
749	13,535.35	13,704.00	-168.65			.00	-168.65
13,535.330							
14041NCL3	CAPITAL ONE MULTI AS COMET 200	09/15/2015	0.636	16APR12	19APR12	1.000000	
043	649,847.66	572,710.94	77,136.72			.00	77,136.72
650,000.000							
149123BP5	CATERPILLAR INC SR UNSECU	12/15/2013	7.000	27MAR12	30MAR12	1.000000	
799	220,878.00	213,476.00	7,402.00			.00	7,402.00
200,000.000							
	009	275,862.50	270,625.50	30MAR12	04APR12	1.000000	
250,000.000				5,237.00		.00	5,237.00
149123BP5	TOTAL	496,740.50	484,101.50	12,639.00 L			12,639.00 L
161571CG7	CHASE ISSUANCE TRUST CHAIT 200	06/16/2014	1.620	07FEB12	10FEB12	1.000000	
739	500,470.00	459,218.75	41,251.25			.00	41,251.25
500,000.000							
172967FA4	CITIGROUP INC SR UNSECU	01/15/2015	6.010	21DEC12	27DEC12	1.000000	
355	59,618.72	61,735.52	-2,116.80			.00	-2,116.80
56,000.000							
17305EEF8	CITIBANK CREDIT CARD CCCIT 200	01/23/2020	1.428	16APR12	19APR12	1.000000	
041	208,625.00	210,281.25	-1,656.25			.00	-1,656.25
200,000.000							
22303QAM2	COVIDIEN INTL FINANC COMPANY G	05/29/2015	1.350	18JUN12	21JUN12	1.000000	
104	65,183.95	64,979.20	204.75			.00	204.75
65,000.000							

THE SKILLMAN FOUNDATION  
STW FIXED INCOME MANAGEMENT  
SUMMARY REALIZED GAIN/LOSS REPORT  
JANUARY 1, 2012 TO DECEMBER 31, 2012

ASSET ID	SECURITY DESCRIPTION	MAT DATE	MAT RATE	TRD DT	STL DT	SELL RATE	NET SECTY GN/LS
SH SELL/BTC	LOT	PRINCIPAL NET	COST	SECTY GN/LS	CURR GN/LS		
SHARES/PAR							
* * * I D C O S T F U N D * * *							
254683AJ4	DISCOVER CARD MASTER DCENT 200 12/15/2014	1.518	15JUN12	15JUN12	1.000000		
095	100,000.00	101,308.59	-1,308.59		.00		-1,308.59
100,000.000							
298785FV3	EUROPEAN INVESTMENT SR UNSECU 04/15/2015	1.125	21NOV12	27NOV12	1.000000		
298	203,006.00	199,946.00	3,060.00		.00		3,060.00
200,000.000							
36159JCS8	GE CAPITAL CREDIT CA GEMNT 201 01/15/2018	1.030	21NOV12	27NOV12	1.000000		
302	404,000.00	399,967.36	4,032.64		.00		4,032.64
400,000.000							
428236BK8	HEWLETT PACKARD CO SR UNSECU 05/30/2014	1.550	09APR12	12APR12	1.000000		
020	160,267.20	158,932.80	1,334.40		.00		1,334.40
160,000.000							
428236BX0	HEWLETT PACKARD CO SR UNSECU 09/15/2022	4.050	05DEC12	10DEC12	1.000000		
324	142,381.50	150,897.00	-8,515.50		.00		-8,515.50
150,000.000							
43812UAC5	HONDA AUTO RECEIVABL HAROT 200 01/15/2013	2.790	15MAR12	15MAR12	1.000000		
789	2,190.16	2,190.19	-.03		.00		-.03
2,190.260							
46271HAA5	PERMANENT TSB PLC GOVT LIQU 01/14/2013	3.600	12JAN12	18JAN12	1.000000		
705	90,500.00	100,458.00	-9,958.00		.00		-9,958.00
100,000.000							
	723	92,500.00	100,458.00	23JAN12	26JAN12	1.000000	
100,000.000				-7,958.00	.00		-7,958.00
	729	94,500.00	100,458.00	26JAN12	31JAN12	1.000000	
100,000.000				-5,958.00	.00		-5,958.00
46271HAA5	TOTAL	277,500.00	301,374.00	-23,874.00 L			-23,874.00 L
46625HJA9	JPMORGAN CHASE + CO SR UNSECU 07/05/2016	3.150	12OCT12	17OCT12	1.000000		
216	605,419.80	601,521.00	3,898.80		.00		3,898.80
570,000.000							

US33 ANNUAL  
USD

THE SKILLMAN FOUNDATION  
STW FIXED INCOME MANAGEMENT  
SUMMARY REALIZED GAIN/LOSS REPORT  
JANUARY 1, 2012 TO DECEMBER 31, 2012

PAGE: 4  
AS-OF DATE: 31DEC12

ASSET ID	SECURITY DESCRIPTION	MAT DATE	MAT RATE	TRD DT	STL DT	SELL RATE	NET SECTY GN/LS
SH SELL/BTC	LOT	PRINCIPAL NET	COST	SECTY GN/LS	CURR GN/LS		
SHARES/PAR							
* * * I D C O S T F U N D * * *							
477867AB1	JOHN DEERE OWNER TRU JDOT 2011	06/16/2014	0.640	15NOV12	15NOV12	1.000000	
289	8,907.21		8,906.73	.48		.00	.48
8,907.230							
539473AH1	LLOYDS TSB BANK PLC BANK GUAR	01/21/2021	6.375	06JUL12	10JUL12	1.000000	
112	475,142.72		414,756.16	60,386.56		.00	60,386.56
416,000.000							
592179JG1	MET LIFE GLOB FUNDIN SR SECURE	04/10/2013	5.125	11SEP12	14SEP12	1.000000	
174	128,257.50		114,045.00	14,212.50		.00	14,212.50
125,000.000							
				19DEC12	24DEC12	1.000000	
346	380,310.00		342,135.00	38,175.00		.00	38,175.00
375,000.000							
592179JG1	TOTAL	508,567.50	456,180.00	52,387.50 L			52,387.50 L
-----							
718172AG4	PHILIP MORRIS INTL I SR UNSECU	03/17/2014	6.875	16APR12	19APR12	1.000000	
045	55,882.00		53,943.50	1,938.50		.00	1,938.50
50,000.000							
78010XAG6	ROYAL BK OF SCOTLAND BANK GUAR	09/21/2015	3.950	20SEP12	25SEP12	1.000000	
192	158,458.50		149,689.50	8,769.00		.00	8,769.00
150,000.000							
87938WAM5	TELEFONICA EMISIONES COMPANY G	04/27/2020	5.134	26APR12	01MAY12	1.000000	
055	185,060.00		194,354.00	-9,294.00		.00	-9,294.00
200,000.000							
881575AE4	TESCO PLC	SR UNSECU 12/05/2014	2.000	06NOV12	09NOV12	1.000000	
276	203,934.00		199,792.00	4,142.00		.00	4,142.00
200,000.000							
912828RU6	US TREASURY N/B	11/16 0.8 11/30/2016	0.875	11JAN12	17JAN12	1.000000	
701	100.362 95		99,844.08	518.87		.00	518.87
100,000.000							
				18JAN12	23JAN12	1.000000	
715	401,733.04		399,376.34	2,356.70		.00	2,356.70
400,000.000							
				22FEB12	27FEB12	1.000000	
760	466,160.94		464,275.00	1,885.94		.00	1,885.94
465,000.000							

THE SKILLMAN FOUNDATION  
STW FIXED INCOME MANAGEMENT  
SUMMARY REALIZED GAIN/LOSS REPORT  
JANUARY 1, 2012 TO DECEMBER 31, 2012

ASSET ID	SECURITY DESCRIPTION	MAT DATE	MAT RATE	TRD DT	STL DT	SELL RATE	NET SECTY GN/LS
SH SELL/BTC	LOT	PRINCIPAL NET	COST	SECTY GN/LS	CURR GN/LS		
SHARES/PAR							
* * * I D C O S T F U N D * * *							
912828RU6	TOTAL	968,256.93	963,495.42	4,761.51 L			4,761.51 L
912828SF8	US TREASURY N/B	02/22 2.	02/15/2022	2.000	16APR12	19APR12	1.000000
040	225,860.43	222,273.36	3,587.07			.00	3,587.07
225,000.000							
258	103,292.57	102,965.24	327.33	02NOV12	05NOV12	1.000000	327.33
100,000.000						.00	
266	259,041.97	257,374.05	1,667.92	05NOV12	08NOV12	1.000000	1,667.92
250,000.000						.00	
286	157,112.68	154,424.43	2,688.25	14NOV12	19NOV12	1.000000	2,688.25
150,000.000						.00	
309	125,338.58	123,942.67	1,395.91	28NOV12	03DEC12	1.000000	1,395.91
120,000.000						.00	
912828SF8	TOTAL	870,646.23	860,979.75	9,666.48 L			9,666.48 L
912828SY7	US TREASURY N/B	05/17 0.6	05/31/2017	0.625	14AUG12	17AUG12	1.000000
133	597,396.43	600,142.63	-2,746.20			.00	-2,746.20
600,000.000							
145	347,688.28	350,145.71	-2,457.43	15AUG12	20AUG12	1.000000	-2,457.43
350,000.000						.00	
912828SY7	TOTAL	945,084.71	950,288.34	-5,203.63 L			-5,203.63 L
92343VAJ3	VERIZON COMMUNICATIO SR UNSECU	02/15/2013	4.350	24FEB12	29FEB12	1.000000	
768	51,779.50	49,976.50	1,803.00			.00	1,803.00
50,000.000							
169	162,640.00	159,924.80	2,715.20	10SEP12	13SEP12	1.000000	2,715.20
160,000.000						.00	
329	392,776.80	405,128.70	-12,351.90	11DEC12	11DEC12	1.000000	-12,351.90
390,000.000						.00	

US33 ANNUAL  
USD

THE SKILLMAN FOUNDATION  
STW FIXED INCOME MANAGEMENT  
SUMMARY REALIZED GAIN/LOSS REPORT  
JANUARY 1, 2012 TO DECEMBER 31, 2012

PAGE 6  
AS-OF DATE: 31DEC12

ASSET ID	SECURITY DESCRIPTION	MAT DATE	MAT RATE	TRD DT	STL DT	SELL RATE	NET SECTY GN/LS
SH SELL/BTC	LOT	PRINCIPAL NET	COST	SECTY GN/LS	CURR GN/LS		
	SHARES/PAR						
*** I D C O S T F U N D ***							
92343VAJ3	TOTAL	607,196.30	615,030.00	-7,833.70 L			-7,833.70 L
-----							
USD TOTAL		10,326,803.68	10,070,225.70	256,577.98 L			256,577.98 L
-----							
FIXED INCOME TOTAL		10,326,803.68	10,070,225.70	256,577.98 L			256,577.98 L
-----							

THE SKILLMAN FOUNDATION (TAX I.D.#38-1675780)  
FORM 990-PF - CALENDAR YEAR 2012

Statement 8

INFORMATION ABOUT OFFICERS, DIRECTORS, TRUSTEES,  
FOUNDATION MANAGERS, HIGHLY PAID EMPLOYEES, & CONTRACTORS  
PART VIII - LINE 1, 2 and 3

Line 1 - Officers, Directors, Trustees, Foundation Managers:

Name and Address	Title, and Average Hours Per Week Devoted To Position	Compensation	Contributions To Employee Benefit Plans	Expense Account, Other Allowances
<b>Carol Goss</b> 100 Talon Centre Dr., Suite 100 Detroit, MI 48207	President & CEO 40 hours per week	369,255	68,329	0
<b>Danielle Olekszyk</b> 100 Talon Centre Dr , Suite 100 Detroit, MI 48207	Treasurer 40 hours per week	216,400	47,615	0
<b>Patricia Hinojosa</b> 100 Talon Centre Dr., Suite 100 Detroit, MI 48207	Controller 40 hours per week	114,900	22,642	0
<b>Alan Harris</b> 100 Talon Centre Dr , Suite 100 Detroit, MI 48207	CIO 40 hours per week	290,300	67,440	0
<b>Tonya Allen</b> 100 Talon Centre Dr , Suite 100 Detroit, MI 48207	Asst. Secretary/VP, 40 hours per week	230,050	41,536	0
<b>Lillian Bauder</b> 100 Talon Centre Dr., Suite 100 Detroit, MI 48207	Trustee * See Below	7,500		
<b>John Barros</b> 100 Talon Centre Dr , Suite 100 Detroit, MI 48207	Trustee * See Below	6,000		
<b>Herman Gray</b> 100 Talon Centre Dr , Suite 100 Detroit, MI 48207	Trustee * See Below	22,000		
<b>Denise Ilitch</b> 100 Talon Centre Dr , Suite 100 Detroit, MI 48207	Trustee * See Below	21,500		
<b>Mary Kramer</b> 100 Talon Centre Dr , Suite 100 Detroit, MI 48207	Trustee * See Below	24,500		

**THE SKILLMAN FOUNDATION (TAX I.D.#38-1675780)  
FORM 990-PF - CALENDAR YEAR 2012**

Statement 8

**INFORMATION ABOUT OFFICERS, DIRECTORS, TRUSTEES,  
FOUNDATION MANAGERS, HIGHLY PAID EMPLOYEES, & CONTRACTORS  
PART VIII - LINE 1, 2 and 3**

<u>Name and Address</u>	<u>Title, and Average Hours Per Week Devoted To Position</u>	<u>Compensation</u>	<u>Contributions To Employee Benefit Plans</u>	<u>Expense Account, Other Allowances</u>
<b>David Baker Lewis</b> 100 Talon Centre Dr., Suite 100 Detroit, MI 48207	Trustee * See Below	55,500		
<b>Amyre Makupson</b> 100 Talon Centre Dr , Suite 100 Detroit, MI 48207	Trustee * See Below	38,500		
<b>Eddie Munson</b> 100 Talon Centre Dr , Suite 100 Detroit, MI 48207	Trustee * See Below	38,500		
<b>Jerry Norcia</b> 100 Talon Centre Dr., Suite 100 Detroit, MI 48207	Trustee * See Below	29,500		
<b>L. Erik Lundberg</b> 100 Talon Centre Dr , Suite 100 Detroit, MI 48207	Non-trustee Investment Committee Member * See Below	6,000		
<b>Alan Schwartz</b> 100 Talon Centre Dr., Suite 100 Detroit, MI 48207	Non-trustee Investment Committee Member * See Below	1,500		
<b>Totals for Line 1</b>		<u><u>1,471,905</u></u>	<u><u>247,563</u></u>	<u><u>0</u></u>

\* Contributions to Employee Benefit Plans includes all taxable and nontaxable fringe benefits such as, employer portion of health, dental, and life insurance premiums

\*\* There are five Trustee meetings per year and up to 15 additional committee meetings per year  
Each Trustee spends an average of 15-25 days per year preparing for and attending meetings.



THE SKILLMAN FOUNDATION (TAX I.D.#38-1675780)  
FORM 990-PF - CALENDAR YEAR 2012

Statement 8

INFORMATION ABOUT OFFICERS, DIRECTORS, TRUSTEES,  
FOUNDATION MANAGERS, HIGHLY PAID EMPLOYEES, & CONTRACTORS  
PART VIII - LINE 1, 2 and 3

Line 2 - Compensation of five highest-paid employees (other than those included on line 1)

Name and Address	Title, and Average Hours Per Week Devoted To Position	Compensation	Contributions To Employee Benefit Plans	Expense Account, Other Allowances
<b>William Hanson</b> 100 Talon Centre Dr , Suite 100 Detroit, MI 48207	Director of Communications 40 hours per week	166,850	40,883	0
<b>Steven Catallo</b> 100 Talon Centre Dr., Suite 100 Detroit, MI 48207	Investment Officer 40 hours per week	140,500	39,227	0
<b>Kristen McDonald</b> 100 Talon Centre Dr , Suite 100 Detroit, MI 48207	Senior Program Officer 40 hours per week	139,700	37,776	0
<b>Ed Egnatios</b> 100 Talon Centre Dr , Suite 100 Detroit, MI 48207	Senior Program Officer 40 hours per week	133,900	36,949	0
<b>Marie Colombo</b> 100 Talon Centre Dr , Suite 100 Detroit, MI 48207	Senior Program Officer 40 hours per week	124,750	35,261	0
<b>Totals for Line 2</b>		<u>705,700</u>	<u>190,097</u>	<u>1</u>
Total number of other employees that received over \$50,000				9

THE SKILLMAN FOUNDATION (TAX I.D.#38-1675780)  
FORM 990-PF - CALENDAR YEAR 2012

Statement 8

INFORMATION ABOUT OFFICERS, DIRECTORS, TRUSTEES,  
FOUNDATION MANAGERS, HIGHLY PAID EMPLOYEES, & CONTRACTORS  
PART VIII - LINE 1, 2 and 3

Line 3 - Five highest-paid independent contractors for professional services

<u>Name</u>	<u>Type of Service</u>	<u>Compensation</u>
Jeffrey Slocum & Associates Minneapolis, MN 55414	Investment Consultant	297,917
Wellington	Investment Manager Fees	229,680
GMO	Investment Manager Fees	136,059
State Street Bank Boston, MA	Investment Custodian	85,854
STW	Investment Manager Fees	74,928
Total for Line 3		<u>824,438</u>


Total number of all other independent contractors who received more than \$50k.

2

**THE SKILLMAN FOUNDATION (TAX I.D.#38-1675780)**  
**FORM 990-PF - CALENDAR YEAR 2012**

**NATURE OF ACTIVITIES**  
**PART XV**

The Skillman Foundation is a private foundation that makes grants to qualified charitable organizations to improve the lives of children in Metropolitan Detroit. Its grants support efforts to improve children's homes, schools and neighborhoods in Wayne, Oakland and Macomb counties, including Detroit. The purpose of each grant made in 2012 is described in the attached list. All of these grants fulfill one or more of the purposes described in Section 170 [c] of the Internal Revenue Code.



**SKILLMAN FOUNDATION GRANT APPLICATION  
PROJECT NARRATIVE – MULTI YEAR GRANTS**

**Organization Name:** \_\_\_\_\_

**Project Title:** \_\_\_\_\_

**Date of Application:** \_\_\_\_\_

**Request Amount:** \_\_\_\_\_

**Year:** # \_\_\_\_\_ of # \_\_\_\_\_

**INSTRUCTIONS:** Please save this document to your local network. Please provide your written response to each of these questions in the same order as shown below. Be sure to answer each question as completely as possible, within the size-limit guidelines. The quality and appropriateness of responses is valued over quantity.

**1. Project amendments and updates**

Please provide a brief description of any amendments or updates to the project or its objectives.  
*Maximum of 250 words)*

**2. Project services and activities**

Please describe the services and activities planned for the funding year. How will your staff provide these services and activities? Please list each item separately in bulleted format. *(Maximum of 500 words)*

**3. How do the project objectives meet the Skillman Foundation's goals?**

Which of the Foundation's 2016 goals does this project address? Please list goals and a brief description of the relationship between your project and these goals. *(2016 Goals are appended to this document). (Maximum of 500 words)*

**4. Project impact on high school graduation**

Please describe whether and how this project contributes to increasing the high school graduation rates for young people. *(Maximum of 250 words)*

**5. Target population**

Applicants who are proposing to provide direct services to youth must complete this section. Applicants for other types of grants should answer the questions when possible.

A. Approximate Number of Youth to be Served by the Project			
	Number		Number
Brightmoor		Osborn	
Chadsey Condon		Southwest Detroit Neighborhoods	
Cody Rouge		Citywide Detroit	
Northend Central		Other Geographic Areas	

B. Approximate number of Youth by Age Group to be served by the Project			
Ages	Number	Ages	Number
Infant/Toddler/Preschooler (ages 0-5)		High School (ages 14-18)	
K-Elementary (ages 6-10)		Young Adults (ages 19-21)	
Middle School (ages 11-13)		Adults (ages 22+)	
		Mixed Age Population	

C. Racial/Ethnic Groups to be Served by the Project (please indicate approximate percentage for each group)	
	Percentage
American Indian or Alaska Native	
Arab	
Asian	
Black or African American	
Hispanic or Latino	
White	
Other	
Unknown	
Total:	100%

D. Gender of Youth to be Served by the Project	
	Number
Male:	
Female:	

E. Race/Ethnicity of Males to be Served by the Project	
	Number
Black or African American Males	
Hispanic or Latino Males	

# THE SKILLMAN FOUNDATION

## 2016 Goals

### SCHOOLS

By the end of 2016, children and youth will have improved educational opportunities as defined by:

1. 51% of school-age youth have access to "almost there" or "high performing" schools in or near their neighborhood
2. 80% of households with school-age children receive information to choose the best school
3. 50% of children ages birth to 5 receive high-quality early care and education experiences independently verified as high quality in or near their neighborhood
4. A vehicle for assisting with college enrollment and financing post-secondary education
5. A portfolio of 30 high quality small high schools in the city
6. A citywide master education plan is being implemented and governance is in place
7. Self-sustaining network of educational intermediaries (e.g., data consortium, Venture Fund, MI Futures High School Accelerator, Institute for Student Achievement, YES for Prep, Edison, Teach for America, Parent Development)
8. Educational report card is published annually

### SYSTEM OF SUPPORTS AND OPPORTUNITIES

By the end of 2016 the system of supports and opportunities will be strengthened to include:

1. A diverse array of youth development experiences engaging 80% of youth ages 11-18 in one or more diverse program offerings and/or work, volunteer, or career experiences. This means that each neighborhood will have:
  - a. 3-5 high-quality hubs<sup>1</sup> that serve 60% of 11-18 year olds and their families
  - b. Drop-in center programs that serve 20% of 11-18 year olds
  - c. A variety of youth development academic enrichment, character building and leadership programs, such as service learning; math, science and technology; sports and recreation; arts and culture; homework assistance and tutoring that serve 75% of 11-18 year olds
  - d. Youth employment preparation and employment opportunities that serve 40% of 14-18 year olds
  - e. Volunteer and college and career exposure opportunities that serve 75% of 14-18 year olds
2. Basic services are available to children and their families to include:
  - a. Accessible (cost & geographically proximate) health clinic(s) serving children ages birth to 18
  - b. Tax and public benefits assistance
  - c. High-need food resource
  - d. Access to work

### NEIGHBORHOOD CAPACITIES

By the end of 2016 each neighborhood will develop the following capacities and assets:

1. A sustainable self-determining planning and advocacy body of residents and stakeholders that grows and improves the neighborhood for children
  - 2016: in addition to an active and sustainable group in each neighborhood, there is a cross-neighborhood policy council
2. 10% of residents, stakeholders and youth are engaged in DWK activities
3. 1% of residents, stakeholders and youth are engaged in DWK activities (such as the Leadership Academy, policy training, Youth Councils, governance bodies, Small Grants Review Panel) to build sustained youth and adult leadership
4. 3-5 community-based anchor<sup>2</sup> organizations

<sup>1</sup> Hub = a cluster of activities, including community schools, in safe child and family friendly spaces that are geographically proximate (walking distance)

<sup>2</sup> Anchor = community-based organizations that have the expertise, and financial and leadership stability to sustain and advance the neighborhood's agenda for children. These organizations may or may not be part of a hub

5. **The neighborhood culture values kids. This means that in each neighborhood:**  
There is an increase in caring adults (coaches, tutors, mentors, etc.) & culture in the neighborhood values academic achievement for every child
6. **There is a sustainable pipeline of public and private resources**
7. **An ability to influence policies and resources to benefit the neighborhood, including:<sup>3</sup>**
  - a. Residents and stakeholders who have capacity to influence the schools and other organizations and factors affecting their neighborhood
  - b. Policy-makers who know and have relationships with the neighborhood
  - c. Residents and stakeholders who have the ability to mobilize public will

#### **SYSTEMS AND POLICIES AFFECTING NEIGHBORHOODS (OPPORTUNISTIC)**

1. Models of system integration, such as
  - Foster care
  - Prisoner re-entry
2. Leveraging public and private resources to support and sustain neighborhood projects, such as
  - Foreclosure prevention
  - Availability of healthy food
  - Access to work

---

<sup>3</sup> Specific 2016 goals and 2012 benchmarks have yet to be determined for this goal as well as some above.

# The Skillman Foundation Grant Budget Summary - Multi Year Project Grants

Organization Name:  
 Project Name:  
 Fiscal Year Start Date:  
 Estimated Project Start Date  
 (Enter MM/DD/YYYY format):  
 Estimated Project End Date  
 (Enter MM/DD/YYYY format):

## PROJECT EXPENSES

Include the total amount for each of the budget categories in the order below. Include costs that are directly related to the project and indirect costs that are shared by all projects/programs of your organization, such as the cost of the audit, copier, lease and liability insurance. **Note: Total Expenses must not exceed Total Revenue.**

## NARRATIVE EXPLANATIONS

Budget Narrative: Certain budget line items from the Budget Summary may need a narrative explanation. Please provide details, as needed.

1. Project Personnel							
Staff Title/Name	Role on Project	Total Amount for Project (ALL sources)	Year 1 Skillman	Year 2 Skillman	Year 3 Skillman	Total Amount Requested from Skillman	Narrative: If you have not identified specific staff, briefly describe your plan for when and how you will identify or hire project staff.
Total Salaries and Fringe Benefits		\$0	\$0	\$0	\$0	\$0	
2. Project Partners and Consultants							
Organization or Individual Consultant Name	Role on Project	Total Amount for Project (ALL sources)	Year 1 Skillman	Year 2 Skillman	Year 3 Skillman	Total Amount Requested from Skillman	Narrative: please describe in the section below your plan for when and how you will use external partners or consultants.
Total Consultant Fees		\$0	\$0	\$0	\$0	\$0	



### 3. Other Project Direct Costs

	Total Amount for Project (ALL sources)	Year 1 Skillman	Year 2 Skillman	Year 3 Skillman	Total Amount Requested from Skillman	Narrative: If a line item is particularly high, give a rationale in the section below describing how these monies will be spent to achieve the project's goals.
Insurance						
Travel/Transportation						
Technology/Equipment						
Publications, communications and outreach						
Office and Utilities (Supplies, printing, copying, telephone, Internet, postage, electricity, heat, security, web hosting, etc.)						
Rent						
Maintenance						
Other (itemize)						
Other (itemize)						
Other (itemize)						
<b>Total Project Direct Costs</b>	\$0	\$0	\$0	\$0	\$0	

### 4. Indirect Project Costs

The Foundation pays for indirect costs reasonably attributed and itemized, but not as a percentage of direct costs)						Narrative: If a line item is particularly high, give a rationale in the section below describing how these monies will be spent to achieve the project's goals.
	Total Amount for Project (ALL sources)	Year 1 Skillman	Year 2 Skillman	Year 3 Skillman	Total Amount Requested from Skillman	
Other (itemize)						
Other (itemize)						
Other (itemize)						
<b>Total Indirect</b>	\$0	\$0	\$0	\$0	\$0	
<b>Total Project Expenses</b>	\$0	\$0	\$0	\$0	\$0	

### PROJECT REVENUE


Received: Revenue already received							
Committed: Revenue that has been secured for this project from all sources other than The Skillman Foundation							
Pending: Revenue that you expect to be secured for this project from all sources other than The Skillman Foundation.							
<b>Total</b>							

### 1. Grants/Contracts/ Contributions

					Total Multi-Year Committed or Received	Total Multi-Year Pending	Narrative: For each of the line items below please describe why you think this requested funding will be granted.
Skillman Request							
Government (itemize)							



[illegible]



SKILLMAN FOUNDATION GRANT APPLICATION  
PROJECT NARRATIVE – PARTNERSHIP GRANTS

Organization Name: \_\_\_\_\_

Project Title: \_\_\_\_\_

Date of Application: \_\_\_\_\_

Request Amount: \_\_\_\_\_

**INSTRUCTIONS:** Please provide your written response to each of these questions in the same order as shown below. Be sure to answer each question as completely as possible, within the size-limit guidelines. The quality and appropriateness of responses is valued over quantity.

**NOTE:** Many of the following narrative questions are based on your project logic model, so it is helpful for you to complete that document prior to developing the narrative. The link to the Foundation's logic model template is located on the application attachments page. This is not a required format; you may use any version of a logic model for the application.

1. **Project description:** Please provide a brief description of the project, including how it builds on the experiences from previous work. *(Maximum of 250 words)*
2. **Need for the project:** What specific problems, challenges or needs does this grant request address? What data or information do you have to demonstrate the need? *(Maximum of 250 words)*
3. **Project objectives:** What are the project's objectives to help you solve the problems? Identify the specific changes in the target population that your project will address. The objectives must be specific enough to be measured. Please be sure to list each objective separately in bulleted format. *(Maximum of 500 words)*
4. **Project services and activities:** List what you will do in order to accomplish the objectives. What services will you provide? How have project activities changed from previous years (if applicable)? What activities will you organize? How will your staff provide these services and activities? Be sure to list each activity separately in bulleted format. *(Maximum of 500 words)*
5. **How do the project objectives meet the Skillman Foundation's goals?** Which of the Foundation's 2016 goals does this project address? Please list goals and a brief description of the relationship between your project and these goals. *(2016 Goals are appended to this document). (Maximum of 500 words)*
6. **Project impact on high school graduation:** Please describe whether and how this project contributes to increasing the high school graduation rates for young people. *(Maximum of 250 words)*

7. **Target population:** Applicants who are proposing to provide youth development programs or other direct services to youth must complete this section. Applicants for other types of grants should answer the questions when possible.

A. Approximate Number of Youth to be Served by the Project			
	Number		Number
Brightmoor		Osborn	
Chadsey Condon		Southwest Detroit Neighborhoods	
Cody Rouge		Citywide Detroit	
Northend Central		Other Geographic Areas	


B. Approximate number of Youth by Age Group to be served by the Project			
Ages	Number	Ages	Number
Infant/Toddler/Preschooler (ages 0-5)		High School (ages 14-18)	
K-Elementary (ages 6-10)		Young Adults (ages 19-21)	
Middle School (ages 11-13)		Adults (ages 22+)	
		Mixed Age Population	

C. Racial/Ethnic Groups to be Served by the Project (please indicate approximate percentage for each group)	
	Percentage
American Indian or Alaska Native	
Arab	
Asian	
Black or African American	
Hispanic or Latino	
White	
Other	
Unknown	
Total:	100%

D. Gender of Youth to be Served by the Project	
	Number
Male:	
Female:	

E. Race/Ethnicity of Males to be Served by the Project	
	Number
Black or African American Males	
Hispanic or Latino Males	

8. **Evidence of project's effectiveness:** Is this project based on national standards or best practices? Is it based on lessons learned from previous projects? *(Maximum of 500 words)*
9. **Staff experience and expertise:** Please describe what specific experience and demonstrated expertise each of your project team members have to successfully conduct and manage the project. *(Please do NOT attach staff resumes)(Maximum of 500 words)*
10. **Collaborating partners:** What other organizations, if any, will you be formally collaborating with to carry out the activities of the project described in this grant application? Please describe the collaborative arrangements.  
*(Maximum of 250 words)*
11. **Collaborative funding:** Is there an explicit agreement with other funders for co-funding this project? If yes, please list the organization(s), grant amount, and terms. Please describe how funding partners may have changed, why and the impact on your proposed budget. *(Maximum of 250 words)*
12. **Reason for a requested multi-year grant (if applicable):** Please provide the specific rationale for requesting multi-year funding. You may only request multi-year funding after speaking to a Program Officer and receiving approval. *(Maximum of 250 words)*
13. **Evaluation plan:** Please describe in as much detail as possible how you will evaluate this project. If you are engaging an external evaluator, please provide his/her name and contact information.  
*(Maximum of 500 words)*
14. **Sustainability plan:** How do you plan to sustain this project after Skillman Foundation funding?  
*(Maximum of 250 words)*



## THE SKILLMAN FOUNDATION 2016 GOALS

---

### SCHOOLS

By the end of 2016, children and youth will have improved educational opportunities as defined by:

1. 51% of school-age youth have access to “almost there” or “high performing” schools in or near their neighborhood
2. 80% of households with school-age children receive information to choose the best school
3. 50% of children ages birth to 5 receive high-quality early care and education experiences independently verified as high quality in or near their neighborhood
4. A vehicle for assisting with college enrollment and financing post-secondary education
5. A portfolio of 30 high quality small high schools in the city
6. A citywide master education plan is being implemented and governance is in place
7. Self-sustaining network of educational intermediaries (e.g., data consortium, Venture Fund, MI Futures High School Accelerator, Institute for Student Achievement, YES for Prep, Edison, Teach for America, Parent Development)
8. Educational report card is published annually

### SYSTEM OF SUPPORTS AND OPPORTUNITIES

By the end of 2016 the system of supports and opportunities will be strengthened to include:

1. A diverse array of youth development experiences engaging 80% of youth ages 11-18 in one or more diverse program offerings and/or work, volunteer, or career experiences. This means that each neighborhood will have:
  - a. 3-5 high-quality hubs<sup>1</sup> that serve 60% of 11-18 year olds and their families
  - b. Drop-in center programs that serve 20% of 11-18 year olds
  - c. A variety of youth development academic enrichment, character building and leadership programs, such as service learning; math, science and technology; sports and recreation; arts and culture; homework assistance and tutoring that serve 75% of 11-18 year olds
  - d. Youth employment preparation and employment opportunities that serve 40% of 14-18 year olds
  - e. Volunteer and college and career exposure opportunities that serve 75% of 14-18 year olds
2. Basic services are available to children and their families to include:
  - a. Accessible (cost & geographically proximate) health clinic(s) serving children ages birth to 18
  - b. Tax and public benefits assistance
  - c. High-need food resource
  - d. Access to work

---

<sup>1</sup> Hub = a cluster of activities including community schools, in safe child and family friendly spaces that are geographically proximate (walking distance)

## **NEIGHBORHOOD CAPACITIES**

**By the end of 2016 each neighborhood will develop the following capacities and assets:**

1. **A sustainable self-determining planning and advocacy body of residents and stakeholders that grows and improves the neighborhood for children**
  - 2016: in addition to an active and sustainable group in each neighborhood, there is a cross-neighborhood policy council
2. **10% of residents, stakeholders and youth are engaged in Good Neighborhood activities**
3. **1% of residents, stakeholders and youth are engaged in Good Neighborhood activities (such as the Leadership Academy, policy training, Youth Councils, governance bodies, Small Grants Review Panel) to build sustained youth and adult leadership**
4. **3-5 community-based anchor<sup>2</sup> organizations**
5. **The neighborhood culture values kids. This means that in each neighborhood:**

There is an increase in caring adults (coaches, tutors, mentors, etc.) & culture in the neighborhood values academic achievement for every child
6. **There is a sustainable pipeline of public and private resources**
7. **An ability to influence policies and resources to benefit the neighborhood, including:<sup>3</sup>**
  - a. Residents and stakeholders who have capacity to influence the schools and other organizations and factors affecting their neighborhood
  - b. Policy-makers who know and have relationships with the neighborhood
  - c. Residents and stakeholders who have the ability to mobilize public will

## **SYSTEMS AND POLICIES AFFECTING NEIGHBORHOODS (OPPORTUNISTIC)**

1. **Models of system integration, such as**
  - Foster care
  - Prisoner re-entry
2. **Leveraging public and private resources to support and sustain neighborhood projects, such as**
  - Foreclosure prevention
  - Availability of healthy food
  - Access to work

---

<sup>2</sup> Anchor = community-based organizations that have the expertise, and financial and leadership stability to sustain and advance the neighborhood's agenda for children. These organizations may or may not be part of a hub.

<sup>3</sup> Specific 2016 goals and 2017 benchmarks have yet to be determined for this goal as well as some above.



**Organization Name:**  
**Project Name:**  
**Fiscal Year Start Date:**  
**Estimated Project Start Date**  
 (Enter MM/DD/YYYY format):  
**Estimated Project End Date**  
 (Enter MM/DD/YYYY format):

Include the total amount for each of the budget categories below. Include costs that are directly related to the project and indirect costs that are shared by all projects/programs of your organization, such as the cost of the audit, copier, lease and liability insurance. **Note: Total Expenses must not exceed Total Revenue.**

**Budget Narrative:** Certain budget line items from the Budget Summary may need a narrative explanation. Please provide details, as needed

Staff Title/Name	Role on Project	% of Effort on Project	Total Annual Salary and Fringe	Total Amount for Project (all sources)	Total Amount Requested from Skillman
<b>Total Salaries and Fringe Benefits</b>			<b>\$0</b>	<b>\$0</b>	<b>\$0</b>

## 2. Project Partners and Consultants

<i>Organization or Individual Consultant Name</i>	<i>Role on Project</i>	<i># of Days Contracted</i>	<i>Total Fee</i>	<i>Total for Project (all sources)</i>	<i>Total Amount Requested from Skillman</i>
<b>Total Consultant Fees</b>		<b>0</b>	<b>\$0</b>	<b>\$0</b>	<b>\$0</b>

3. Other Project Direct Costs				Total for Project (all sources)	Total Amount Requested from Skillman	Narrative: If a line item is particularly high, give a rationale in the section below describing how these monies will be spent to achieve the project's goals;
Insurance						
Travel/Transportation						
Technology/Equipment						
Publications, communications and outreach						
Office and Utilities (Supplies, printing, copying, telephone, Internet, postage, electricity, heat, security, web hosting, etc.)						
Rent						
Maintenance						
Other (itemize)						
Other (itemize)						
Other (itemize)				\$0	\$0	
<b>Total Project Direct Costs</b>						
<b>4. Indirect Project Costs (IDC)-</b> The Foundation pays for indirect costs only when it is standard grantee policy. You must speak to a program officer before including a percentage amount for IDC.						
				Total for Project (all sources)	Total Amount Requested from Skillman	
<b>Total IDC</b>						
<b>Total Project Expenses</b>				\$0	\$0	
<b>PROJECT REVENUE</b>						
Received: Revenue already received. Committed: Revenue that has been secured for this project from all sources other than The Skillman Foundation. Pending: Revenue that you expect to be secured for this project from all sources other than The Skillman Foundation.						
				Committed or Received	Pending	Narrative: For each of the line items below please describe why you think this requested funding will be granted.
<b>1: Grants/Contracts/ Contributions</b>						
Skillman Request						
Government (itemize)						
enter name						
enter name						
enter name						
Foundations (itemize)						
enter name						
enter name						



**Board List Format**

**List must be one page**

**Orientation:** Portrait

**Font:** Times New Roman

**Left Margin:** One Inch

No Photos or Borders on page

No Fax Copies

Current list only

**Your Organization's Name**

**Date**

**Name, Chairman**  
**Business Affiliation**

Name  
Business Affiliation

**Name, Treasurer**  
**Business Affiliation**

Name  
Business Affiliation

**Name, Secretary**  
**Business Affiliation**

Name  
Business Affiliation

Name  
Business Affiliation

Name  
Business Affiliation

Name  
Business Affiliation

Name  
Business Affiliation

Name  
Business Affiliation

Name  
Business Affiliation

Name  
Business Affiliation

Name  
Business Affiliation

Name  
Business Affiliation

Name  
Business Affiliation

Name  
Business Affiliation

Name  
Business Affiliation

Name  
Business Affiliation

Name  
Business Affiliation

Name  
Business Affiliation

Name  
Business Affiliation

Name  
Business Affiliation

Name  
Business Affiliation

Name  
Business Affiliation

Name  
Business Affiliation

# Project Logic Model Worksheet – SAMPLE DOCUMENT

PROJECT TITLE:				
START DATE:				
WHAT DO YOU WANT TO DO AND WHY?			HOW WELL ARE YOU DOING?	
1) Needs	2) Objectives	3) Activities	4) People Served	5) Outcomes
<p>Identify the needs of the community you will serve.</p> <ul style="list-style-type: none"> <li>Whom are you targeting with our program?</li> <li>What are their needs?</li> </ul> <p>Assumption of how project will meet the needs.</p>	<p>Identify the changes in the target population that you want your project to address. The objectives must be specific enough to be measured.</p> <ul style="list-style-type: none"> <li>What are the project's objectives to help you solve the problem? [List each objective separately in bullet form.]</li> </ul>	<p>List what you intend to do in order to accomplish the objectives.</p> <ul style="list-style-type: none"> <li>What services will you offer?</li> <li>What activities will you organize?</li> <li>How will your staff provide these services and activities?</li> </ul>	<p>These are measures of effort, and typically are counts of how many individuals were served.</p> <ul style="list-style-type: none"> <li>How many children/adults did you reach?</li> <li>How many organizations were involved?</li> <li>How many staff were trained?</li> </ul>	<p>For each objective, list the results you want to attain and how you will measure how each objective is accomplished.</p> <ul style="list-style-type: none"> <li>How well did you reach each objective? What evidence supports how well the program is working?</li> </ul>
<p><b>Example</b></p> <p>Few literacy resources are available to the low-income families with children, ages 0 to six in target neighborhoods.</p> <p>Estimate that xx% of children are not ready for school.</p> <p>Assumption: Helping parents with their own literacy in understanding their role in their child's education will improve child's school readiness and success.</p>	<p><b>Example</b></p> <ul style="list-style-type: none"> <li>Prepare 160 children to be ready for school</li> <li>Increase reading skills of parents by two-grade levels.</li> <li>Increase the involvement of parents in their children's education.</li> <li>Engage 800 residents in family literacy activities through community events.</li> </ul>	<p><b>Example</b></p> <ul style="list-style-type: none"> <li>Offer family literacy programs at four local elementary schools.</li> <li>Hire family literacy organizer.</li> <li>Initiate broad-based community-wide campaign. Events will have age appropriate activities, music, story-telling and reading.</li> <li>Distribute 5,000 books at family literacy community-wide events.</li> </ul>	<p><b>Example</b></p> <p>Plan to reach:</p> <p>160 children and their parents.</p> <p>800 residents in community events.</p> <p>5,000 books distributed.</p>	<p><b>Example</b></p> <p>Increased student readiness and learning: Teacher reports on student learning.</p> <p>Increased parent literacy: Adult assessments.</p> <p>Increased parent involvement in child's education: Family profiles, on-site observations, interviews, and self-reporting, surveys</p> <p>Improved Outreach: Attendance at events.</p>

## Project Logic Model

PROJECT TITLE:				
PROJECT START DATE:				
WHAT DO YOU WANT TO DO AND WHY?			HOW WELL ARE YOU DOING?	
1) NEEDS	2) OBJECTIVES	3) ACTIVITIES	4) PEOPLE SERVED	5) OUTCOMES



**SKILLMAN FOUNDATION GRANT INQUIRY  
PROJECT NARRATIVE QUESTIONS AND 2016 GOALS**

**Organization Name:** \_\_\_\_\_

**Project Title:** \_\_\_\_\_

**Date of Application:** \_\_\_\_\_

**Request Amount:** \_\_\_\_\_

**INSTRUCTIONS:** Please provide your written response to each of these questions in the same order as shown below. Be sure to answer each question as completely as possible, within the size-limit guidelines. The quality and appropriateness of responses is valued over quantity.

1. **Current organizational mission:** *(Maximum of 500 words)*
2. **Description of current organizational services:** *(Maximum of 500 words)*
3. **Need for the project:** What specific problems, challenges or needs does this grant request address? What data or information do you have to demonstrate the need? *(Maximum of 500 words)*
4. **Project description:** Please briefly describe the purpose of the project and major project activities. *(Maximum of 500 words)*
5. **Target population:** Applicants who are proposing to provide youth development programs or other direct services to youth must complete this section. Applicants for other types of grants should answer the questions when possible.

A. Approximate Number of Youth to be Served by the Project			
	Number		Number
Brightmoor		Osborn	
Chadsey Condon		Southwest Detroit Neighborhoods	
Cody Rouge		Citywide Detroit	
Northend Central		Other Geographic Areas	

**B. Approximate number of Youth by Age Group to be served by the Project**

Ages	Number	Ages	Number
Infant/Toddler/Preschooler (ages 0-5)		High School (ages 14-18)	
K-Elementary (ages 6-10)		Young Adults (ages 19-21)	
Middle School (ages 11-13)		Adults (ages 22+)	
		Mixed Age Population	

**C. Racial/Ethnic Groups to be Served by the Project  
(please indicate approximate percentage for each group)**

	Percentage
American Indian or Alaska Native	
Arab	
Asian	
Black or African American	
Hispanic or Latino	
White	
Other	
Unknown	
Total:	100%

**D. Gender of Youth to be Served by the Project**

	Number
Male:	
Female:	

**E. Race/Ethnicity of Males to be Served by the Project**

	Number
Black or African American Males	
Hispanic or Latino Males	





## THE SKILLMAN FOUNDATION 2016 GOALS

---

### SCHOOLS

By the end of 2016, children and youth will have improved educational opportunities as defined by:

1. 51% of school-age youth have access to "almost there" or "high performing" schools in or near their neighborhood
2. 80% of households with school-age children receive information to choose the best school
3. 50% of children ages birth to 5 receive high-quality early care and education experiences independently verified as high quality in or near their neighborhood
4. A vehicle for assisting with college enrollment and financing post-secondary education
5. A portfolio of 30 high quality small high schools in the city
6. A citywide master education plan is being implemented and governance is in place
7. Self-sustaining network of educational intermediaries (e.g., data consortium, Venture Fund, MI Futures High School Accelerator, Institute for Student Achievement, YES for Prep, Edison, Teach for America, Parent Development)
8. Educational report card is published annually

### SYSTEM OF SUPPORTS AND OPPORTUNITIES

By the end of 2016 the system of supports and opportunities will be strengthened to include:

1. A diverse array of youth development experiences engaging 80% of youth ages 11-18 in one or more diverse program offerings and/or work, volunteer, or career experiences. This means that each neighborhood will have:
  - a. 3-5 high-quality hubs<sup>1</sup> that serve 60% of 11-18 year olds and their families
  - b. Drop-in center programs that serve 20% of 11-18 year olds
  - c. A variety of youth development academic enrichment, character building and leadership programs, such as service learning; math, science and technology; sports and recreation; arts and culture; homework assistance and tutoring that serve 75% of 11-18 year olds
  - d. Youth employment preparation and employment opportunities that serve 40% of 14-18 year olds
  - e. Volunteer and college and career exposure opportunities that serve 75% of 14-18 year olds
2. Basic services are available to children and their families to include:
  - a. Accessible (cost & geographically proximate) health clinic(s) serving children ages birth to 18
  - b. Tax and public benefits assistance
  - c. High-need food resource
  - d. Access to work

---

<sup>1</sup> Hub = a cluster of activities, including community schools, in safe child and family friendly spaces that are geographically proximate (walking distance)

## **NEIGHBORHOOD CAPACITIES**

**By the end of 2016 each neighborhood will develop the following capacities and assets:**

- 1. A sustainable self-determining planning and advocacy body of residents and stakeholders that grows and improves the neighborhood for children**
  - 2016: in addition to an active and sustainable group in each neighborhood, there is a cross-neighborhood policy council
- 2. 10% of residents, stakeholders and youth are engaged in Good Neighborhood activities**
- 3. 1% of residents, stakeholders and youth are engaged in Good Neighborhood activities (such as the Leadership Academy, policy training, Youth Councils, governance bodies, Small Grants Review Panel) to build sustained youth and adult leadership**
- 4. 3-5 community-based anchor<sup>2</sup> organizations**
- 5. The neighborhood culture values kids. This means that in each neighborhood:**

There is an increase in caring adults (coaches, tutors, mentors, etc.) & culture in the neighborhood values academic achievement for every child
- 6. There is a sustainable pipeline of public and private resources**
- 7. An ability to influence policies and resources to benefit the neighborhood, including:<sup>3</sup>**
  - a. Residents and stakeholders who have capacity to influence the schools and other organizations and factors affecting their neighborhood
  - b. Policy-makers who know and have relationships with the neighborhood
  - c. Residents and stakeholders who have the ability to mobilize public will

## **SYSTEMS AND POLICIES AFFECTING NEIGHBORHOODS (OPPORTUNISTIC)**

- 1. Models of system integration, such as**
  - Foster care
  - Prisoner re-entry
- 2. Leveraging public and private resources to support and sustain neighborhood projects, such as**
  - Foreclosure prevention
  - Availability of healthy food
  - Access to work

---

<sup>2</sup> Anchor = community-based organizations that have the expertise, and financial and leadership stability to sustain and advance the neighborhood's agenda for children. These organizations may or may not be part of a hub.

<sup>3</sup> Specific 2016 goals and 2012 benchmarks have yet to be determined for this goal as well as some above

## The Skillman Foundation Grant Budget Summary - Grant Inquiry

**Organization Name:**

**Project Name:**

Fiscal Year Start Date:

 Estimated Project Start Date |

(Enter MM/DD/YYYY format):

**Estimated Project End Date**

(Enter MM/DD/YYYY format):

## PROJECT EXPENSES

Include the total amount for each of the budget categories below. Include costs that are directly related to the project and indirect costs that are shared by all projects/programs of your organization, such as the cost of the audit, copier, lease and liability insurance. **Note: Total Expenses must not exceed Total Revenue.**

# NARRATIVE EXPLANATIONS

**Budget Narrative:** Certain budget line items from the Budget Summary may need a narrative explanation. Please provide details, as needed.

## 1. Project Personnel

<i>Staff Title/Name</i>	<i>Role on Project</i>	<i>% of Effort on Project</i>	<i>Total Annual Salary and Fringe</i>	<i>Total Amount for Project (all sources)</i>	<i>Total Amount Requested from Skillman</i>
<b>Total Salaries and Fringe Benefits</b>			<b>\$0</b>	<b>\$0</b>	<b>\$0</b>

## 2. Project Partners and Consultants

<i>Organization or Individual Consultant Name</i>	<i>Role on Project</i>	<i># of Days Contracted</i>	<i>Total Fee</i>	<i>Total for Project (all sources)</i>	<i>Total Amount Requested from Skillman</i>
<b>Total Consultant Fees</b>		<b>0</b>	<b>\$0</b>	<b>\$0</b>	<b>\$0</b>

*Narrative: please describe in the section below*

*your plan for when and how you will use external partners or consultants.*

3. Other Project Direct Costs				Total for Project (all sources)	Total Amount Requested from Skillman	Narrative: If a line item is particularly high, give a rationale in the section below describing how these monies will be spent to achieve the project's goals
Insurance						
Travel/Transportation						
Technology/Equipment						
Publications, communications and outreach						
Office and Utilities (Supplies, printing, copying, telephone, Internet, postage, electricity, heat, security, web hosting, etc.)						
Rent						
Maintenance						
Other (itemize)						
Other (itemize)						
Other (itemize)						
<b>Total Project Direct Costs</b>				\$0	\$0	
<b>4. Indirect Project Costs (IDC)-</b> The Foundation pays for indirect costs only when it is standard grantee policy. You must speak to a program officer before including a percentage amount for IDC.						
				Total for Project (all sources)	Total Amount Requested from Skillman	
<b>Total IDC</b>						
<b>Total Project Expenses</b>				\$0	\$0	
<b>PROJECT REVENUE</b>						
Received: Revenue already received.						
Committed: Revenue that has been secured for this project from all sources other than The Skillman Foundation.						
Pending: Revenue that you expect to be secured for this project from all sources other than The Skillman Foundation.						
				Committed or Received	Pending	Narrative: For each of the line items below please describe why you think this requested funding will be granted.
<b>1. Grants/Contracts/ Contributions</b>						
Skillman Request						
Government (itemize)						
enter name						
enter name						
enter name						
Foundations (itemize)						
enter name						
enter name						

enter name									
Corporations (itemize)									
enter name									
enter name									
enter name									
Individuals									
Others (itemize)									
enter name									
enter name									

<b>2. Earned Project Specific Income</b>									
Admissions/Ticket Sales Fees									
Publications & Products									
Other (itemize)									

<b>3. Membership Project Specific Income</b>									
Membership Income									

<b>4. Endowment Project Specific Income</b>									
Endowment Income									

<b>5. Other Project Specific Income</b>									
Other (itemize)									
<b>Total Project Revenue</b>									\$0

<b>6. Other Project Specific Resources (Estimated value of non-monetary contributions to the project)</b>									
In-Kind									
Volunteer Services									

<b>Total Other Project Specific Resources</b>									\$0
<b>Total Project Revenues and Project Specific Resources</b>									\$0

<b>Total Committed, Received and Pending Project Revenues from all sources</b>									\$0
<b>MINUS Total Project Expenses</b>									

<b>Regranting</b>									
Amount of Funds to be Transferred to Partner Organizations									

# The Skillman Foundation Grant Budget Summary - Grant Inquiry

(Enter MM/DD/YYYY format):

## NARRATIVE EXPLANATIONS

**Budget Narrative:** Certain budget line items from the Budget Summary may need a narrative explanation. Please provide details, as needed.

Staff Title/Name	Role on Project	% of Effort on Project	Total Annual Salary and Fringe	Total Amount for Project (all sources)	Total Amount Requested from Skillman	Narrative: If you have not identified specific staff briefly describe your plan for when and how you will identify or hire project staff
------------------	-----------------	------------------------	--------------------------------	--	--------------------------------------	--

**Narrative:** *If you have not identified specific staff, briefly describe your plan for when and how you will identify or hire project staff*

[illegible]

## 2. Project Partners and Consultants

Organization or Individual Consultant Name	Role on Project	# of Days Contracted	Total Fee	Total for Project (all sources)	Total Amount Requested from Skillman	Narrative: please describe in the section below your plan for when and how you will use external partners or consultants.
<b>Total Consultant Fees</b>		<b>0</b>	<b>\$0</b>	<b>\$0</b>	<b>\$0</b>	

3. Other Project Direct Costs				Total for Project (all sources)	Total Amount Requested from Skillman	Narrative: If a line item is particularly high, give a rationale in the section below describing how these monies will be spent to achieve the project's goals.
Insurance						
Travel/Transportation						
Technology/Equipment						
Publications, communications and outreach						
Office and Utilities (Supplies, printing, copying, telephone, Internet, postage, electricity, heat, security, web hosting, etc.)						
Rent						
Maintenance						
Other (itemize)						
Other (itemize)						
Other (itemize)						
<b>Total Project Direct Costs</b>				\$0	\$0	
4. Indirect Project Costs (IDC)-The Foundation pays for indirect costs only when it is standard grantee policy. You must speak to a program officer before including a percentage amount for IDC.						
Total IDC						
Total Project Expenses				\$0	\$0	
<b>PROJECT REVENUE</b>						
Received: Revenue <u>already received</u> .						
Committed: Revenue that <u>has been secured</u> for this project from all sources other than The Skillman Foundation.						
Pending: Revenue that <u>you expect to be secured</u> for this project from all sources other than The Skillman Foundation.						
Narrative: For each of the line items below please describe why you think this requested funding will be granted.						
1. Grants/Contracts/ Contributions						
Skillman Request				Committed or Received	Pending	
Government (itemize)						
enter name						
enter name						
enter name						
Foundations (itemize)						
enter name						
enter name						

enter name					
Corporations (itemize)					
enter name					
enter name					
enter name					
Individuals					
Others (itemize)					
enter name					
enter name					

<b>2. Earned Project Specific Income</b>					
Admissions/Ticket Sales Fees					
Publications & Products					
Other (itemize)					
<b>3. Membership Project Specific Income</b>					
Membership Income					
<b>4. Endowment Project Specific Income</b>					
Endowment Income					
<b>5. Other Project Specific Income</b>					
Other (itemize)					
<b>Total Project Revenue</b>				\$0	\$0

<b>6. Other Project Specific Resources (Estimated value of non-monetary contributions to the project)</b>					
In-Kind					
Volunteer Services					
<b>Total Other Project Specific Resources</b>				\$0	\$0
<b>Total Project Revenues and Project Specific Resources</b>					
				\$0	\$0
<b>Total Committed, Received and Pending Project Revenues from all sources</b>					
<b>MINUS Total Project Expenses</b>					

<b>Regranting</b>					
Amount of Funds to be Transferred to Partner Organizations					





SKILLMAN FOUNDATION GRANT APPLICATION  
PROJECT NARRATIVE – LEGACY GRANT

Organization Name:

\_\_\_\_\_

Project Title:

\_\_\_\_\_

Date of Application:

\_\_\_\_\_

Request Amount:

\_\_\_\_\_

**INSTRUCTIONS:** Please provide your written response to each of these questions in the same order as shown below. Be sure to answer each question as completely as possible, within the size-limit guidelines. The quality and appropriateness of responses is valued over quantity.

1. **Need:** What specific problems, challenges or needs does this grant request address? What data or information do you have to demonstrate the need? *(Maximum of 250 words)*
2. **Project's objectives:** What are the project's objectives to help you solve the problems? Identify the specific changes in the target population that your project will address. The objectives must be specific enough to be measured. Please be sure to list each objective separately in bulleted format. *(Maximum of 500 words)*
3. **Project's services and activities:** List what you will do in order to accomplish the objectives. What services will you provide? What activities will you organize? How will your staff provide these services and activities? Be sure to list each activity separately in bulleted format. *(Maximum of 500 words)*
4. **Staff experience and expertise:** Please describe what specific experience and demonstrated expertise each of your project team members have to successfully conduct and manage the project. *(Please do not attach staff resumes)* *(Maximum of 500 words)*
5. **Accomplishments:** Please describe in detail the project's accomplishments in the past twelve months. *(Maximum of 500 words)*

# The Skillman Foundation Grant Budget Summary - LEGACY GRANT

Organization Name:  
 Project Name:  
 Fiscal Year Start Date:  
 Estimated Project Start Date  
 (Enter MM/DD/YYYY format):  
 Estimated Project End Date  
 (Enter MM/DD/YYYY format):

## ORGANIZATIONAL EXPENSES

Please include the total amount for expenses from your organizational budget in each of the two budget categories below and include the amount requested from Skillman. Do not itemize expenses.

## NARRATIVE EXPLANATIONS

Budget Narrative: Certain budget line items from the Budget Summary may need a narrative explanation. Please provide details, as needed.

### 1. Personnel

	% of Skillman Request of total budget	Your Organizational Budget - Total Annual Salary and Fringe	Total Amount Requested from Skillman
Total Salaries and Fringe Benefits	#DIV/0!		

### 2. Other Organizational Direct Costs - Non Personnel

	% of Skillman Request of total budget	Your Organizational Budget - Total Non Personnel	Total Amount Requested from Skillman
Other Organizational Direct Costs - Non Personnel	#DIV/0!		

### Total

#DIV/0!

THE SKILLMAN FOUNDATION (TAX I.D.#38-1675780)  
FORM 990-PF - CALENDAR YEAR 2012  
PART XV

THE SKILLMAN FOUNDATION  
Cumulative List of Grants Approved in 2012

GRANTEE	PAID	Relationship to foundation manager or contributor	Foundation status of Recipient
<b><u>AREAS OF INTEREST</u></b>			
<b><u>GOOD SCHOOLS</u></b>			
<b>American Civil Liberties Union Fund of Michigan</b> Detroit, MI This grant will advance critical public policy to improve and require effective literacy interventions statewide, with a specific emphasis on urban education systems. It will support expert advisors and communication efforts as a part of the litigation on behalf of eight children in the Highland Park School District (HPSD) that will potentially impact students across the state.	75,000	N/A	Public Charities or equivalents as defined in sections 501(C)(3)
<b>Black Family Development, Inc.</b> Detroit, MI This grant will continue the coordination of trainings and resources in the Cody and Osborn neighborhoods to address the issue of youth violence by the infusion of Restorative Practices (RP) and begin the expansion of the same strategy in the Brightmoor, Chadsey, Northend Central and Southwest neighborhoods.	130,000	N/A	Public Charities or equivalents as defined in sections 501(C)(3)
<b>City Year, Inc.</b> Boston, MA This grant will continue implementation of a dropout intervention model in eight schools located within the Cody, Northend, Osborn, and Southwest Skillman neighborhoods.	175,000	N/A	Public Charities or equivalents as defined in sections 501(C)(3)
<b>Coleman A. Young Foundation</b> Detroit, MI coordination of the new iteration of Skillman Scholars, which will be a college scholarship program targeting high school students in the Good Neighborhoods based on the Foundation's 50 Promising Youth Legacy Awards.	100,000	N/A	Public Charities or equivalents as defined in sections 501(C)(3)
<b>Coleman A. Young Foundation</b> Detroit, MI This grant will support The Skillman Foundation's 50 Promising Youth Legacy Awards scholarship program, in partnership with the Coleman A. Young Foundation. Fifty promising youth are supported in their endeavors to graduate from high school and attain post-secondary education.	160,000	N/A	Public Charities or equivalents as defined in sections 501(C)(3)

**THE SKILLMAN FOUNDATION**  
**Cumulative List of Grants Approved in 2012**

GRANTEE	PAID	Relationship to foundation manager or contributor	Foundation status of Recipient
<b><u>AREAS OF INTEREST</u></b>			
<b><u>GOOD SCHOOLS, CONT.</u></b>			
<b>ConnectEd: The California Center For College And Career</b> Berkeley, CA			
This grant will support the launch of a Linked Learning Initiative in Detroit. The Detroit Linked Learning Initiative combines strong academics, demanding technical education and real work experiences to engage students academically and preparing them for lasting success in postsecondary education and careers.	150,000	N/A	Public Charities or equivalents as defined in sections 501(C)(3)
<b>Cornerstone Schools Association</b> Detroit, MI			
This grant will support the Cornerstone Schools' Osborn Neighborhood Project that will recruit and support students living in the neighborhood and attending Cornerstone schools. Additionally, the project will partner with other Osborn-area schools in the formation of a learning network to disseminate best practices and take educational excellence to scale throughout Osborn.	85,000	N/A	Public Charities or equivalents as defined in sections 501(C)(3)
<b>Detroit Cristo Rey High School</b> Detroit, MI			
co-ed Catholic high school in Southwest Detroit that uses a rigorous college-preparatory curriculum coupled with student corporate work assignments. The program will better equip students for college by improving mathematics, reading comprehension and writing skills.	72,000	N/A	Public Charities or equivalents as defined in sections 501(C)(3)
<b>Detroit Parent Network</b> Detroit, MI			
This grant will continue to support a neighborhood-based program to increase high school graduation and college enrollment among at-risk students.	250,000	N/A	Public Charities or equivalents as defined in sections 501(C)(3)
<b>Detroit Regional Chamber Foundation, Inc.</b> Detroit, MI			
This grant will establish a more intensive effort to increase the number of business organizations engaged in meaningful school-based partnerships in the Foundation's targeted neighborhoods.	80,000	N/A	Public Charities or equivalents as defined in sections 501(C)(3)
<b>Development Centers, Inc.</b> Detroit, MI			
This grant will continue work in Brightmoor and Cody Rouge to prepare children for school success by developing early literacy, numeracy skills, strong parental support, modeling, family educational activities and community development.	100,000	N/A	Public Charities or equivalents as defined in sections 501(C)(3)

**THE SKILLMAN FOUNDATION**  
**Cumulative List of Grants Approved in 2012**

GRANTEE	PAID	Relationship to foundation manager or contributor	Foundation status of Recipient
<b><u>AREAS OF INTEREST</u></b> <b><u>GOOD SCHOOLS, CONT.</u></b>			
<b>Education Achievement Authority of Michigan</b> Detroit, MI This grant will support the operations of the Education Achievement Authority (EAA) of Michigan, a statewide recovery district established to transform the lowest-performing five percent of schools in Michigan	500,000	N/A	Public Charities or equivalents as defined in sections 501(C)(3)
<b>Education Trust, Inc.</b> Washington, DC This grant will continue to help shape redesign of Michigan's educational system by providing policymakers, educators & citizens with high-quality independent data to evaluate the effectiveness of existing and proposed new policies, practices & procedures	200,000	N/A	Public Charities or equivalents as defined in sections 501(C)(3)
<b>Excellent Schools Detroit</b> Detroit, MI This grant will continue to support the operations of Excellent Schools Detroit (ESD), the centerpiece of the citywide education reform infrastructure. This coalition-based organization provides leadership for the city in implementing a concrete agenda to dramatically transform the education landscape. Specifically, this grant will focus on strengthening the talent pipeline of school leaders and board members, engaging parents and community members in the reform agenda, and uniting the traditional public schools, charters and EAA under a common data	500,000	N/A	Public Charities or equivalents as defined in sections 501(C)(3)
<b>First Children's Finance</b> Minneapolis, MN This grant will continue the efforts to stabilize, improve and expand high-quality childcare businesses serving low- and moderate-income families in Detroit with a specific focus on the six Skillman neighborhoods by strengthening the management, administrative, and financial capacity of child-care providers	100,000	N/A	Public Charities or equivalents as defined in sections 501(C)(3)
<b>Leaps and Bounds Family Services</b> Warren, MI This grant will offer high-quality early-childhood education to promote early literacy and numeracy, and support families in providing an environment that nurtures young children ages birth to five giving them the skills to succeed in school	40,000	N/A	Public Charities or equivalents as defined in sections 501(C)(3)

**THE SKILLMAN FOUNDATION**  
**Cumulative List of Grants Approved in 2012**

GRANTEE	PAID		
<u>AREAS OF INTEREST</u>		Relationship to foundation manager or contributor	Foundation status of Recipient
<b>GOOD SCHOOLS, CONT.</b>			
<b>Lighthouse Academies</b> Framingham, MA			
This grant will establish a new high-quality charter school network in Detroit. The Detroit Lighthouse Charter Academy is a part of the Lighthouse Academies, a national nonprofit network of charter schools that serves a predominantly low-income, minority population using an arts infused K-12 college-prep program. Lighthouse has an exemplary record of implementing the Skillman three pillars of reform: high quality math and reading instruction, community connections and student personalization/mastery.	250,000	N/A	Public Charities or equivalents as defined in sections 501(C)(3)
<b>Michigan College Access Network</b> Lansing, MI			
This grant will support the expansion of the National College Advising Corps in the Good Neighborhood Schools, a nationally recognized program that returns recent college graduates to their home communities as college advisors at neighborhood high schools. The program will not only increase college attendance in targeted high schools but it will also bring motivated young Detroiters back to the city to contribute to the city's revitalization.	90,000	N/A	Public Charities or equivalents as defined in sections 501(C)(3)
<b>Michigan Future, Inc.</b> Ann Arbor, MI			
This grant will continue to support the accelerator's work to create a network of 11 new high-quality high schools, serving low-income and minority students in metro Detroit.	750,000	N/A	Public Charities or equivalents as defined in sections 501(C)(3)
<b>Michigan State University</b> East Lansing, MI			
This grant will fund the expansion and operations of the Good Schools Resource Center – Detroit. The Center will continue to serve as the hub for the Good Neighborhoods School Improvement Strategy and offer an array of services to improve instruction and the quality of education in schools serving neighborhood children.	750,000	N/A	Public Charities or equivalents as defined in sections 501(C)(3)
<b>National Association of Charter School Authorizers</b> Chicago, IL			
The grant will support a partner agency to work with the Education Achievement Authority (EAA) to effectively engage charter school providers to address the lowest-performing schools in the state and create a long-term and sustainable model that ensures school and student success.	90,000	N/A	Public Charities or equivalents as defined in sections 501(C)(3)

**THE SKILLMAN FOUNDATION**  
**Cumulative List of Grants Approved in 2012**

GRANTEE	PAID	Relationship to foundation manager or contributor	Foundation status of Recipient
<b><u>AREAS OF INTEREST</u></b>			
<b><u>GOOD SCHOOLS, CONT.</u></b>			
<b>Regents of the University of Michigan</b>			
Ann Arbor, MI			
This grant will continue the provision of literacy tutors at low-performing neighborhood schools in the Brightmoor, Cody Rouge and Southwest neighborhoods	57,750	N/A	Public Charities or equivalents as defined in sections 501(C)(3)
<b>Skillman College Scholarship Program</b>			
Detroit, MI			
This grant renews the Skillman College Scholarship Program for undergraduate-level scholarships for the 2012-13 academic school year		N/A	
Aaron Spratt	1,000		
Brandon Hill	1,000		
Bntany Hamilton	979		
Cachet Colvard	1,000		
Cachet Colvard	1,000		
Cherry Tolbert	1,000		
Damiana Sorrell	251		
Daniel Jackson	1,000		
Dominic Babb	1,000		
John Byrd	1,000		
Kalin Sellers	1,000		
Kwabena Nuamah	1,000		
Lilasey Nwabueze	1,000		
Morgan Hutson	1,000		
Mostafa Shuva	1,000		
Tre'Dez Colbert	1,000		
Willina Cain	1,000		
<b>Southwest Counseling Solutions</b>			
Detroit, MI			
This grant will continue to engage families, businesses, schools, child-care providers, faith-based organizations and social services organizations to support quality services for young children by increasing the community's knowledge of the importance of early childhood development and improving the quality of care provided to young children	150,000	N/A	Public Charities or equivalents as defined in sections 501(C)(3)
<b>Teach for America, Inc.</b>			
New York, NY			
This grant will continue to provide support in bringing 100 outstanding college graduates annually to teach in public and charter schools in Detroit. It also will recruit Teach for America (TFA) alumni to become school leaders in new and existing schools throughout the city with a specific focus on target neighborhood schools	500,000	N/A	Public Charities or equivalents as defined in sections 501(C)(3)

**THE SKILLMAN FOUNDATION**  
**Cumulative List of Grants Approved in 2012**

GRANTEE	PAID	Relationship to foundation manager or contributor	Foundation status of Recipient
<u>AREAS OF INTEREST</u>			
<u>GOOD SCHOOLS, CONT.</u>			
<p><b>United Way for Southeastern Michigan</b>            Detroit, MI</p> <p>This grant will continue the conversion of Cody and Osborn high schools, by providing funding through the United Way for Southeastern Michigan's Venture Fund, to the Institute for Student Achievement. Additionally, 11th and 12th graders, at both campuses, will receive ACT tutoring the Ambition-Commitment-Excellence-Scholarship Program</p>	400,000	N/A	Public Charities or equivalents as defined in sections 501(C)(3)
<b>TOTAL GOOD SCHOOLS</b>	<b>5,770,980</b>		



**THE SKILLMAN FOUNDATION**  
**Cumulative List of Grants Approved in 2012**

GRANTEE	PAID	Relationship to foundation manager or contributor	Foundation status of Recipient
<b><u>AREAS OF INTEREST</u></b>			
<b><u>GOOD NEIGHBORHOODS</u></b>			
<b>Accounting Aid Society</b> Detroit, MI This grant will support continued improved economic stability of families with children in Southwest, Osborn and Cody Rouge neighborhoods by increasing their immediate financial assets	240,000	N/A	Public Charities or equivalents as defined in sections 501(C)(3)
<b>Alternatives for Girls</b> Detroit, MI This grant continues support for a successful youth development program in Chadsey Condon that grows and nurtures a cadre of young people to participate in community service, leadership training and civic engagement	100,000	N/A	Public Charities or equivalents as defined in sections 501(C)(3)
<b>Alternatives for Girls</b> Detroit, MI This grant will continue to provide operational support and staff to the Chadsey Condon Community Organization (CCCO) to improve the conditions for children living in the Chadsey Condon Good Neighborhood	80,000	N/A	Public Charities or equivalents as defined in sections 501(C)(3)
<b>Arab Community Center for Economic and Social Services</b> Dearborn, MI This grant will train youth leaders to assist undocumented youth living in Chadsey Condon and Southwest Detroit Neighborhoods to apply for recently approved federal legalization status to facilitate high school graduation, work preparation and college readiness	30,000	N/A	Public Charities or equivalents as defined in sections 501(C)(3)
<b>Arab Community Center for Economic and Social Services</b> Dearborn, MI This grant will support a project that mobilizes Arab-American and non-Arab organizers to engage residents and plan projects that create positive change in Chadsey Condon and Cody Rouge neighborhoods	85,000	N/A	Public Charities or equivalents as defined in sections 501(C)(3)
<b>Big Brothers Big Sisters of Metropolitan Detroit</b> Detroit, MI This grant will engage a group of African-American and Latino boys residing in the Cody Rouge community in positive mentoring relationships Drawing upon existing partnerships with fraternities, faith based partners, law enforcement agencies and affinity membership groups, Big Brothers Big Sisters will recruit and train adults to serve as mentors	100,000	N/A	Public Charities or equivalents as defined in sections 501(C)(3)

**THE SKILLMAN FOUNDATION**  
**Cumulative List of Grants Approved in 2012**

GRANTEE	PAID	Relationship to foundation manager or contributor	Foundation status of Recipient
<b><u>AREAS OF INTEREST</u></b>			
<b><u>GOOD NEIGHBORHOODS, CONT.</u></b>			
<b>Black Family Development, Inc.</b> Detroit, MI This grant will provide continued support for community engagement in two Skillman neighborhoods. The Osborn/Cody Rouge Networking for Change Project promotes block club development, leadership training, community activities and collaborations with community partners and residents. In addition, the MAN Network collaboration will continue as a joint venture for community policing.	300,000	N/A	Public Charities or equivalents as defined in sections 501(C)(3)
<b>Bridging Communities, Inc.</b> Detroit, MI This grant will support the Unity in the Community TimeBank program, a volunteer bartering program that facilitates intergenerational learning and skills exchange, in the Chadsey Condon neighborhood.	50,000	N/A	Public Charities or equivalents as defined in sections 501(C)(3)
<b>Brightmoor Alliance, Inc.</b> Detroit, MI This grant continues to provide operational support and staff to the Brightmoor Alliance, a resident-stakeholder partnership to conduct planning and advocacy to improve the conditions for children living in the Brightmoor neighborhood.	165,000	N/A	Public Charities or equivalents as defined in sections 501(C)(3)
<b>Brightmoor Community Center</b> Detroit, MI This grant will continue programming for youth, ages 13-18, at a high-volume community center in the Brightmoor neighborhood. It will also help the organization execute leadership transition to ensure effective operations of the community center.	70,000	N/A	Public Charities or equivalents as defined in sections 501(C)(3)
<b>Central Detroit Christian Community Development Corporation</b> Detroit, MI This grant will support comprehensive Cradle to College youth programming to a wide range of youth living in the Northend Central Woodward community.	80,000	N/A	Public Charities or equivalents as defined in sections 501(C)(3)
<b>City Connect Detroit, Inc.</b> Detroit, MI This grant will support the implementation of the City of Detroit's Youth Violence Prevention Plan in three neighborhoods, including Cody Rouge, Osborn and Denby.	190,000	N/A	Public Charities or equivalents as defined in sections 501(C)(3)

**THE SKILLMAN FOUNDATION**  
**Cumulative List of Grants Approved in 2012**

GRANTEE	PAID	Relationship to foundation manager or contributor	Foundation status of Recipient
<b><u>AREAS OF INTEREST</u></b> <b><u>GOOD NEIGHBORHOODS, CONT.</u></b>			
<b>City Connect Detroit, Inc.</b> Detroit, MI This grant will provide general operating support and special capacity building to develop effective nonprofit collaborations and fund development to address outcomes for children. Support includes consultation services, administration of Detroit Youth Employment Consortium, staffing Good Neighborhoods Learning Partnership and fund development for resident-driven projects.	400,000	N/A	Public Charities or equivalents as defined in sections 501(C)(3)
<b>City Connect Detroit, Inc.</b> Detroit, MI This grant will support summer youth employment in the six targeted Good Neighborhoods. The employment program is known as Grow Detroit's Young Talent and leverages public and private-sector investments for youth employment.	400,000	N/A	Public Charities or equivalents as defined in sections 501(C)(3)
<b>Clark Park Coalition</b> Detroit, MI This grant will continue to support and expand high-quality youth programming, including community services, life skills, after-school programs, recreation, tutoring and arts in the Clark Park community and Southwest Detroit neighborhood.	120,000	N/A	Public Charities or equivalents as defined in sections 501(C)(3)
<b>College for Creative Studies</b> Detroit, MI This grant will provide continued support for the implementation of a community public art program involving residents and youth. The primary focus is to use community-based public art and entertainment as a community development tool within the six Skillman neighborhoods and to integrate this work into the neighborhood committees' of each governance groups.	150,000	N/A	Public Charities or equivalents as defined in sections 501(C)(3)
<b>College for Creative Studies</b> Detroit, MI This grant will continue to support a successful arts-based collaborative to provide youth development programs in all six Skillman-targeted neighborhoods.	100,000	N/A	Public Charities or equivalents as defined in sections 501(C)(3)
<b>Detroit Area Pre-College Engineering Program</b> Detroit, MI This grant is increasing the number of African-American males enrolling in science and engineering courses while in high school.	150,000	N/A	Public Charities or equivalents as defined in sections 501(C)(3)

**THE SKILLMAN FOUNDATION**  
**Cumulative List of Grants Approved in 2012**

GRANTEE	PAID	Relationship to foundation manager or contributor	Foundation status of Recipient
<b><u>AREAS OF INTEREST</u></b>			
<b><u>GOOD NEIGHBORHOODS, CONT.</u></b>			
<b>Detroit Hispanic Development Corporation</b> Detroit, MI This grant continues support for Hispanic-led agencies and fundraising that collectively serve, advocate for, and represent the interests of the Detroit Latino community in Southwest Detroit and Chadsey Condon neighborhoods. The Consortium will strengthen its infrastructure, governance capacity in this second phase of its development, in addition to its efforts to implement the Detroit Latino Agenda to improve lives for children and families.	185,000	N/A	Public Charities or equivalents as defined in sections 501(C)(3)
<b>Detroit Hispanic Development Corporation</b> Detroit, MI This grant will prepare youth from Chadsey Condon and Southwest Detroit for leadership positions in partnership with adults to become trainers, organizers and advocates to influence policy for community change.	127,000	N/A	Public Charities or equivalents as defined in sections 501(C)(3)
<b>Detroit Hispanic Development Corporation</b> Detroit, MI This grant will support an after-school program that promotes life skills and academic achievement through structured activities in the graphic arts for Southwest Detroit youth ages 11 to 18.	85,000	N/A	Public Charities or equivalents as defined in sections 501(C)(3)
<b>Detroit Parent Network</b> Detroit, MI This grant will support general operations and core activities to ensure parents in the Good Neighborhoods have access to training and resources and are equipped to advocate on behalf of their children.	200,000	N/A	Public Charities or equivalents as defined in sections 501(C)(3)
<b>Detroit Youth Foundation</b> Detroit, MI support the expansion, centralization and coordination of high-quality youth development activities in the Osborn and Northend Central Woodward neighborhoods.	300,000	N/A	Public Charities or equivalents as defined in sections 501(C)(3)
<b>Don Bosco Hall, Inc.</b> Detroit, MI This grant will provide operational support and staff to the Cody Rouge Community Action Alliance (CRCAA), a resident-stakeholder partnership, to conduct planning and advocacy to improve the conditions for children living in the Cody Rouge neighborhood.	165,000	N/A	Public Charities or equivalents as defined in sections 501(C)(3)

**THE SKILLMAN FOUNDATION**  
**Cumulative List of Grants Approved in 2012**

GRANTEE	PAID	Relationship to foundation manager or contributor	Foundation status of Recipient
<b><u>AREAS OF INTEREST</u></b>			
<b><u>GOOD NEIGHBORHOODS, CONT.</u></b>			
<b>Don Bosco Hall, Inc.</b> Detroit, MI This grant will provide implementation funds to support the expansion, centralization and coordination of high-quality youth development activities in the Cody Rouge and Brightmoor neighborhoods	300,000	N/A	Public Charities or equivalents as defined in sections 501(C)(3)
<b>Don Bosco Hall, Inc.</b> Detroit, MI This grant will support a high-quality youth development and community resource center in the Cody Rouge neighborhood. The Don Bosco Hall Community Resource Center houses several area nonprofits, providing youth afterschool program services and structured recreation to address needs and service gaps identified by the community.	180,000	N/A	Public Charities or equivalents as defined in sections 501(C)(3)
<b>Gleaners Community Food Bank of Southeastern Michigan</b> Detroit, MI This grant will continue to support Storehouse of Hope, an emergency food distribution center in the Northend Central Woodward community focusing on families with children. The project includes a client choice emergency food pantry, community laundry, nutrition education and case management and advocacy.	50,000	N/A	Public Charities or equivalents as defined in sections 501(C)(3)
<b>Living Cities Inc. The National Community Development Initiative</b> New York, NY This grant continues the Skillman Foundation's participation in a national network of large foundations and banks dedicated to improving cities and low-income neighborhoods. It also supports neighborhood revitalization in a targeted portion of Northend Central Woodward, as part of the Living Cities investment in the Woodward Corridor Integration Initiative.	170,000	N/A	Public Charities or equivalents as defined in sections 501(C)(3)
<b>Local Initiatives Support Corporation</b> New York, NY This grant will spur physical and community development in three Good Neighborhoods: Northend Central Woodward, Osborn and Southwest, to contribute to the healthy environments for children to thrive.	250,000	N/A	Public Charities or equivalents as defined in sections 501(C)(3)
<b>Matrix Human Services</b> Detroit, MI This grant will continue to provide operational support and staff to the Osborn Neighborhood Alliance (ONA), a resident-stakeholder partnership, to conduct planning and advocacy to improve the conditions for children living in the Osborn neighborhood.	170,000	N/A	Public Charities or equivalents as defined in sections 501(C)(3)

**THE SKILLMAN FOUNDATION**  
**Cumulative List of Grants Approved in 2012**

GRANTEE	PAID	Relationship to foundation manager or contributor	Foundation status of Recipient
<b><u>AREAS OF INTEREST</u></b>			
<b><u>GOOD NEIGHBORHOODS, CONT.</u></b>			
<b>Matrix Human Services</b> Detroit, MI This grant will continue to support an anchor agency in the Osborn community to provide and coordinate youth and family services to meet the social, physical, spiritual and educational needs of youth and their families	150,000	N/A	Public Charities or equivalents as defined in sections 501(C)(3)
<b>Matrix Theatre Company, Inc.</b> Detroit, MI This grant will engage young people in Southwest Detroit, Chadsey Condon, Osborn and Northend neighborhoods in a standards-based theatre project that integrates rigorous arts principles, science and social science curricula, and place-based projects in their communities	50,000	N/A	Public Charities or equivalents as defined in sections 501(C)(3)
<b>Michigan Roundtable for Diversity and Inclusion</b> Bingham Farms, MI This grant will provide support for a year-round youth employment program that prepares youth to be peer trainers. Youth will work throughout the six neighborhoods to reach 2,000 youth and provide youth development programming to them	80,000	N/A	Public Charities or equivalents as defined in sections 501(C)(3)
<b>Midnight Golf Program</b> Bingham Farms, MI This grant will support a high-quality youth development program that utilizes the game of golf as a vehicle for promoting and supporting academic achievement and college preparation for youth	25,000	N/A	Public Charities or equivalents as defined in sections 501(C)(3)
<b>Motor City Blight Busters, Inc.</b> Detroit, MI This grant will support a year-round community clean-up and park maintenance program in the Brightmoor neighborhood	30,000	N/A	Public Charities or equivalents as defined in sections 501(C)(3)
<b>Neighborhood Service Organization</b> Detroit, MI This grant continues support for a youth-led leadership development, violence and substance abuse intervention and prevention programs for middle and high school students, including targeted outreach to Hmong youth in the Osborn neighborhood	100,000	N/A	Public Charities or equivalents as defined in sections 501(C)(3)

**THE SKILLMAN FOUNDATION**  
**Cumulative List of Grants Approved in 2012**

GRANTEE	PAID	Relationship to foundation manager or contributor	Foundation status of Recipient
<b><u>AREAS OF INTEREST</u></b>			
<b><u>GOOD NEIGHBORHOODS, CONT.</u></b>			
<b>Prevailing Community Development Corporation</b> Detroit, MI This grant supports a successful youth employment preparation, internship and life skills training program serving youth who are residents of the Chadsey Condon community of the Good Neighborhoods	100,000	N/A	Public Charities or equivalents as defined in sections 501(C)(3)
<b>Prevention Network</b> Lansing, MI This grant supports continued implementation of the neighborhood small grants program for community-based, resident-driven projects in Bnghtmoor, Chadsey Condon, Cody Rouge, Northend Central, Osborn and Southwest Detroit Neighborhoods	420,000	N/A	Public Charities or equivalents as defined in sections 501(C)(3)
<b>Regents of the University of Michigan</b> Ann Arbor, MI This grant will continue to support technical assistance to effectively implement the Foundation's Good Neighborhoods (GN) work in six targeted communities of Detroit.	425,000	N/A	Public Charities or equivalents as defined in sections 501(C)(3)
<b>Southwest Detroit Business Association, Inc.</b> Detroit, MI This grant will continue to provide operational support and staff to Southwest Detroit Neighborhoods Congress of Communities (CoC), a resident-stakeholder partnership, to conduct planning and advocacy to improve the conditions for children living in the Southwest Detroit neighborhood	175,000	N/A	Public Charities or equivalents as defined in sections 501(C)(3)
<b>Southwest Detroit Business Association, Inc.</b> Detroit, MI This grant will continue support to the Center of Music & Performing Arts Southwest (COMPAS) for high-quality performing arts training for children, youth and adults in Southwest Detroit.	90,000	N/A	Public Charities or equivalents as defined in sections 501(C)(3)
<b>Southwest Housing Solutions Corporation</b> Detroit, MI This grant will continue to provide support to youth and young adults to gain employment and directly increase family income, assets and take steps toward building wealth	150,000	N/A	Public Charities or equivalents as defined in sections 501(C)(3)

**THE SKILLMAN FOUNDATION**  
**Cumulative List of Grants Approved in 2012**

GRANTEE	PAID	Relationship to foundation manager or contributor	Foundation status of Recipient
<b><u>AREAS OF INTEREST</u></b>			
<b><u>GOOD NEIGHBORHOODS, CONT.</u></b>			
<b>Southwest Counseling and Development Services</b> Detroit, MI This grant will provide implementation funds to support the expansion, centralization and coordination of high-quality youth development activities in the Chadsey Condon and Southwest Detroit	300,000	N/A	Public Charities or equivalents as defined in sections 501(C)(3)
<b>Think Detroit PAL, Inc.</b> Detroit, MI This grant will continue support for high-quality, organized sports, recreation and leadership development programs, which will lead to an increased interest in school among participating students in the six Skillman neighborhoods, serving 3,500 youth	200,000	N/A	Public Charities or equivalents as defined in sections 501(C)(3)
<b>United Community Housing Coalition</b> Detroit, MI This grant will continue and expand a Home Rescue Revolving Loan Fund to prevent housing vacancy and blight. The Fund assists families with children in the six Good Neighborhoods to rescue their homes from tax and mortgage foreclosure through home purchase at auction.	50,000	N/A	Public Charities or equivalents as defined in sections 501(C)(3)
<b>United Way for Southeastern Michigan</b> Detroit, MI This grant will continue to support a collaboration of philanthropic and government partners that connect low- and moderate-income families to expanded job opportunities in health, retail/customer service, skilled trades and alternative energy.	75,000	N/A	Public Charities or equivalents as defined in sections 501(C)(3)
<b>University Cultural Center Association</b> Detroit, MI This grant supports the evaluation of the Living Cities Integration Initiative Detroit, which is aimed at revitalizing the Northend Central Woodward and Midtown neighborhoods.	35,000	N/A	Public Charities or equivalents as defined in sections 501(C)(3)
<b>Urban Neighborhood Initiatives, Inc.</b> Detroit, MI This grant continues to support the capacity of a community-based organization in the Springwells Village section of Southwest Detroit Neighborhoods to coordinate and increase participation in high-quality youth programming and secure external funding to support revitalization.	85,000	N/A	Public Charities or equivalents as defined in sections 501(C)(3)



**THE SKILLMAN FOUNDATION**  
**Cumulative List of Grants Approved in 2012**

<b>GRANTEE</b>	<b>PAID</b>	<b>Relationship to foundation manager or contributor</b>	<b>Foundation status of Recipient</b>
<b><u>AREAS OF INTEREST</u></b>			
<b><u>GOOD NEIGHBORHOODS, CONT.</u></b>			
<b>Wellspring</b> Detroit, MI This grant will increase the math and reading skills of Brightmoor youth, especially Black males, through academic enrichment and structured recreation. The grant will also allow an important community partner, Wellspring, to sustain its current program growth.	40,000	N/A	Public Charities or equivalents as defined in sections 501(C)(3)
<b>Vanguard Community Development Corporation</b> Detroit, MI This grant will continue support for a multi-dimensional youth development program that will train youth to use creativity, abstract thinking, art and entrepreneur skills to build confidence, become self-sufficient and prepare for adulthood.	100,000	N/A	Public Charities or equivalents as defined in sections 501(C)(3)
<b>TOTAL GOOD NEIGHBORHOODS</b>	<b>7,672,000</b>		
<b><u>GOOD OPPORTUNITIES</u></b>			
<b>Alternatives for Girls</b> Detroit, MI This grant will continue to provide general operating support for the agency's core components of shelter, outreach and prevention services for homeless and high-risk girls and young women in Detroit, mainly in Southwest Detroit and Chadsey Condon.	35,000	N/A	Public Charities or equivalents as defined in sections 501(C)(3)
<b>Alternatives for Girls</b> Detroit, MI This is a legacy grant that will continue to provide general operating support for the agency's core components of shelter, outreach and prevention services for homeless and high-risk girls and young women in Detroit, mainly in Chadsey Condon and Southwest Detroit.	35,000	N/A	Public Charities or equivalents as defined in sections 501(C)(3)
<b>Brandeis University</b> Waltham, MA This grant will provide critical evaluation, learning and performance monitoring activities for the Foundation's work, including support for an evaluation fellow, an updated assessment of the systems of supports and opportunities for neighborhood children and youth, and leadership for the 2016 Task Force.	350,000	N/A	Public Charities or equivalents as defined in sections 501(C)(3)
<b>The Center for Effective Philanthropy</b> Cambridge, MA This grant will support the implementation of the Grantee Perception Survey that will provide useful data to inform the Foundation's continuous learning, improvement and operations.	32,350	N/A	Public Charities or equivalents as defined in sections 501(C)(3)

**THE SKILLMAN FOUNDATION**  
**Cumulative List of Grants Approved in 2012**

GRANTEE	PAID		
<u>AREAS OF INTEREST</u>		<u>Relationship to foundation manager or contributor</u>	<u>Foundation status of Recipient</u>
<u>GOOD OPPORTUNITIES, CONT.</u>			
<b>Crossroads of Michigan</b> Detroit, MI This grant will provide general operating support for basic needs programs that directly benefit children and improve their outcomes	35,000	N/A	Public Charities or equivalents as defined in sections 501(C)(3)
<b>Crossroads of Michigan</b> Detroit, MI This grant will provide general operating support for basic needs programs that directly benefit children and improve their outcomes	35,000	N/A	Public Charities or equivalents as defined in sections 501(C)(3)
<b>Forgotten Harvest, Inc.</b> Oakpark, MI This grant will support the distribution of fresh food to Detroit-area emergency food agencies serving families with children. Fresh food distribution has increased in the Foundation's targeted neighborhoods as a result of this effort.	140,000	N/A	Public Charities or equivalents as defined in sections 501(C)(3)
<b>Forgotten Harvest, Inc.</b> Oak Park, MI This grant will support the distribution of fresh food to Detroit-area emergency food agencies serving families with children. Fresh food distribution has increased in the Foundation's targeted neighborhoods as a result of this effort.	140,000	N/A	Public Charities or equivalents as defined in sections 501(C)(3)
<b>Girl Scouts of Southeastern Michigan</b> Detroit, MI This grant will support enrollment in Girl Scouts for at-risk girls in grades K-12 living in Southwest Detroit. Girls will engage in a series of age-appropriate activities that promote an interest in Science, Technology, Engineering and Math (STEM) careers while improving their life skills.	50,000	N/A	Public Charities or equivalents as defined in sections 501(C)(3)

**THE SKILLMAN FOUNDATION**  
**Cumulative List of Grants Approved in 2012**

GRANTEE	PAID	Relationship to foundation manager or contributor	Foundation status of Recipient
<u>AREAS OF INTEREST</u>			
<u>GOOD OPPORTUNITIES, CONT.</u>			
<b>Girl Scouts of Southeastern Michigan</b> Detroit, MI This grant will support enrollment in Girl Scouts for at-risk girls in grades K-12 living in Southwest Detroit. Girls will engage in a series of age-appropriate activities that promote an interest in Science, Technology, Engineering and Math (STEM) careers, while improving their life skills.	50,000	N/A	Public Charities or equivalents as defined in sections 501(C)(3)
<b>Institute For Research and Reform In Education, Inc.</b> Toms River, NJ This grant will engage school reform experts in refining the Foundation's 2016 performance metrics and developing a comprehensive four-year evaluation design. It will also collect important education data sets that will enable the Foundation to strengthen quality in its neighborhood schools strategy.	170,350	N/A	Public Charities or equivalents as defined in sections 501(C)(3)
<b>Institute for Research and Reform in Education, Inc.</b> Toms River, NJ This grant will engage school reform experts in refining the Foundation's 2016 performance metrics and developing a comprehensive five-year evaluation design.	118,000	N/A	Public Charities or equivalents as defined in sections 501(C)(3)
<b>Michigan League for Human Services</b> Lansing, MI Michigan Data Book, which provides timely information on the well-being of children in Detroit and across the state. Credible information helps policymakers and local communities identify populations of children at greatest risk in order to make public and private delivery systems more responsive to their needs.	85,000	N/A	Public Charities or equivalents as defined in sections 501(C)(3)
<b>Michigan Nonprofit Association</b> Lansing, MI This grant continues support for Data Driven Detroit (D3), an independent regional community information system that collects, analyzes and disseminates data and information to support evidence-based planning, program and policy decisions.	280,000	N/A	Public Charities or equivalents as defined in sections 501(C)(3)
<b>Michigan's Thanksgiving Parade Foundation</b> Detroit, MI This grant will support The Skillman Foundation Float Design Contest, which highlights the Foundation's work to create good schools and good neighborhoods in the city of Detroit. The float is featured prominently in the Thanksgiving Day Parade and is premiered via a prepromotional press conference held at the Parade Company studio.	85,000	N/A	Public Charities or equivalents as defined in sections 501(C)(3)

**THE SKILLMAN FOUNDATION**  
**Cumulative List of Grants Approved in 2012**

GRANTEE	PAID	Relationship to foundation manager or contributor	Foundation status of Recipient
<u>AREAS OF INTEREST</u>			
<u>GOOD OPPORTUNITIES CONT.</u>			
<b>National Urban Fellows, Inc.</b> New York, NY This continues a grant to support a Communications Fellow to work closely with the Foundation's communications leadership. The Fellow will work on key communications strategies as developed in the Foundation's annual plan of work, and play an important role in the Foundation's goal of creating a movement for Detroit children	65,000	N/A	Public Charities or equivalents as defined in sections 501(C)(3)
<b>New Detroit, Inc.</b> Detroit, MI This grant will provide general operating support for New Detroit's continued leadership, advancing regional, economic and social equity. Promoting economic and social equity helps to reduce poverty and improves outcomes of children in various aspects of their lives	85,000	N/A	Public Charities or equivalents as defined in sections 501(C)(3)
<b>Old Newsboys' Goodfellow Fund of Detroit</b> Detroit, MI This grant continues support for a program that provides basic need enrichment activities and distributes holiday gift boxes to 38,000 children, ages 4-13, which includes warm clothing, toys, books and games	10,000	N/A	Public Charities or equivalents as defined in sections 501(C)(3)
<b>Regents of the University of Michigan</b> Ann Arbor, MI This grant provides continued support for Neighborhoods Working in Partnership (NWP) to build advocacy capacity of youth and adults in the six Skillman Neighborhoods. This grant will enhance the capacity of community residents, organizations and governance councils to engage in the policy arena at multiple levels to advocate for healthy, safe, and supportive neighborhoods for children and families	125,000	N/A	Public Charities or equivalents as defined in sections 501(C)(3)
<b>Root Cause Institute, Inc.</b> Cambridge, MA This grant will connect Detroit's growing efforts to improve the outcomes for black and brown boys to a national movement to sustain Black Male Achievement (BMA) by establishing the Leadership and Sustainability Institute (LSI). The LSI will build the capacity and sustainability of programming in Detroit organizations and across the nation	150,000	N/A	Public Charities or equivalents as defined in sections 501(C)(3)
<b>United Negro College Fund, Inc.</b> Fairfax, VA This grant will support the United Negro College Fund (UNCF) and its programs in 39 historically black colleges (HBCs) and universities in the United States	50,000	N/A	Public Charities or equivalents as defined in sections 501(C)(3)

THE SKILLMAN FOUNDATION  
Cumulative List of Grants Approved in 2012

GRANTEE	PAID	Relationship to foundation manager or contributor	Foundation status of Recipient
<b><u>AREAS OF INTEREST</u></b>			
<b><u>GOOD OPPORTUNITIES CONT.</u></b>			
<b>Wayne State University</b> Detroit, MI This grant will continue to support two mid-career professionals in the Detroit Revitalization Fellowship program. They have been placed at nonprofit organizations serving Skillman's Good Schools and Good Neighborhoods programs.	200,000	N/A	Public Charities or equivalents as defined in sections 501(C)(3)
<b>Matching Gifts &amp; Special Grants</b>	546,851		
<b>Memberships</b>	111,550		
<b>President's Discretionary</b>	350,000		
<b>Special Grants</b>	136,500		
<b>CUMULATIVE TOTAL GOOD OPPORTUNITIES</b>	3,470,601		
<b>TOTAL GRANTS PAID</b>	16,913,581		

**THE SKILLMAN FOUNDATION (TAX I.D.#38-1675780)**  
**FORM 990-PF - CALENDAR YEAR 2012**  
**PART XV**

**2012 Matching Gifts Paid Listed by Grantee**

<u>Grantee</u>	<u>Paid</u>	<u>Description</u>	<u>Relationship to foundation manager or contributor</u>	<u>Foundation status of Recipient</u>
Adrian Dominican Sisters	50	Active Employees/Trustees and Retired Employee/Trustee Matching Gift	N/A	Public Charities or equivalents as defined in sections 501(C)(3)
Alliance Defending Freedom	6,000	Active Employees/Trustees and Retired Employee/Trustee Matching Gift	N/A	Public Charities or equivalents as defined in sections 501(C)(3)
Alternatives For Girls	2,000	Active Employees/Trustees and Retired Employee/Trustee Matching Gift	N/A	Public Charities or equivalents as defined in sections 501(C)(3)
Alternatives For Girls	1,600	Active Employees/Trustees and Retired Employee/Trustee Matching Gift	N/A	Public Charities or equivalents as defined in sections 501(C)(3)
Alternatives For Girls	2,000	Active Employees/Trustees and Retired Employee/Trustee Matching Gift	N/A	Public Charities or equivalents as defined in sections 501(C)(3)
Alumni Association of the University of Michigan	4,000	Active Employees/Trustees and Retired Employee/Trustee Matching Gift	N/A	Public Charities or equivalents as defined in sections 501(C)(3)
Alumni Association of the University of Michigan	4,000	Active Employees/Trustees and Retired Employee/Trustee Matching Gift	N/A	Public Charities or equivalents as defined in sections 501(C)(3)
Alzheimer's Disease and Related Disorders Association	2,000	Active Employees/Trustees and Retired Employee/Trustee Matching Gift	N/A	Public Charities or equivalents as defined in sections 501(C)(3)
Alzheimer's Disease and Related Disorders Association	2,000	Active Employees/Trustees and Retired Employee/Trustee Matching Gift	N/A	Public Charities or equivalents as defined in sections 501(C)(3)
Alzheimer's Disease and Related Disorders Association	-2,000	Active Employees/Trustees and Retired Employee/Trustee Matching Gift	N/A	Public Charities or equivalents as defined in sections 501(C)(3)
American Civil Liberties Union Foundation, Inc	90	Active Employees/Trustees and Retired Employee/Trustee Matching Gift	N/A	Public Charities or equivalents as defined in sections 501(C)(3)
American Heart Association, Inc	50	Active Employees/Trustees and Retired Employee/Trustee Matching Gift	N/A	Public Charities or equivalents as defined in sections 501(C)(3)
American National Red Cross	1,000	Active Employees/Trustees and Retired Employee/Trustee Matching Gift	N/A	Public Charities or equivalents as defined in sections 501(C)(3)
American National Red Cross	200	Active Employees/Trustees and Retired Employee/Trustee Matching Gift	N/A	Public Charities or equivalents as defined in sections 501(C)(3)
American University	700	Active Employees/Trustees and Retired Employee/Trustee Matching Gift	N/A	Public Charities or equivalents as defined in sections 501(C)(3)
Barbara Ann Karmanos Cancer Institute	1,000	Active Employees/Trustees and Retired Employee/Trustee Matching Gift	N/A	Public Charities or equivalents as defined in sections 501(C)(3)
Barbara Ann Karmanos Cancer Institute	2,000	Active Employees/Trustees and Retired Employee/Trustee Matching Gift	N/A	Public Charities or equivalents as defined in sections 501(C)(3)
Bay Area Community Foundation	2,000	Active Employees/Trustees and Retired Employee/Trustee Matching Gift	N/A	Public Charities or equivalents as defined in sections 501(C)(3)
Boggs Educational Center Project Team	100	Active Employees/Trustees and Retired Employee/Trustee Matching Gift	N/A	Public Charities or equivalents as defined in sections 501(C)(3)
Boy Scouts of America Council	2,000	Active Employees/Trustees and Retired Employee/Trustee Matching Gift	N/A	Public Charities or equivalents as defined in sections 501(C)(3)

**THE SKILLMAN FOUNDATION (TAX I.D.#38-1675780)**  
**FORM 990-PF - CALENDAR YEAR 2012**  
**PART XV**

Covenant House Michigan	10,000	Active Employees/Trustees and Retired Employee/Trustee Matching Gift	N/A	Public Charities or equivalents as defined in sections 501(C)(3)
Covenant House Michigan	1,000	Active Employees/Trustees and Retired Employee/Trustee Matching Gift	N/A	Public Charities or equivalents as defined in sections 501(C)(3)
Covenant Life Presbyterian Church	8,000	Active Employees/Trustees and Retired Employee/Trustee Matching Gift	N/A	Public Charities or equivalents as defined in sections 501(C)(3)
Cranbrook Educational Community	16,500	Active Employees/Trustees and Retired Employee/Trustee Matching Gift	N/A	Public Charities or equivalents as defined in sections 501(C)(3)
Cranbrook Educational Community	1,000	Active Employees/Trustees and Retired Employee/Trustee Matching Gift	N/A	Public Charities or equivalents as defined in sections 501(C)(3)
Crossroads Pregnancy Center	100	Active Employees/Trustees and Retired Employee/Trustee Matching Gift	N/A	Public Charities or equivalents as defined in sections 501(C)(3)
Defenders of Wildlife	500	Active Employees/Trustees and Retired Employee/Trustee Matching Gift	N/A	Public Charities or equivalents as defined in sections 501(C)(3)
Delta College	150	Active Employees/Trustees and Retired Employee/Trustee Matching Gift	N/A	Public Charities or equivalents as defined in sections 501(C)(3)
Delta College Foundation	500	Active Employees/Trustees and Retired Employee/Trustee Matching Gift	N/A	Public Charities or equivalents as defined in sections 501(C)(3)
Denison University	200	Active Employees/Trustees and Retired Employee/Trustee Matching Gift	N/A	Public Charities or equivalents as defined in sections 501(C)(3)
Detroit Country Day School	50	Active Employees/Trustees and Retired Employee/Trustee Matching Gift	N/A	Public Charities or equivalents as defined in sections 501(C)(3)
Detroit Crsto Rey High School	3,000	Active Employees/Trustees and Retired Employee/Trustee Matching Gift	N/A	Public Charities or equivalents as defined in sections 501(C)(3)
Detroit Educational Television	10,000	Active Employees/Trustees and Retired Employee/Trustee Matching Gift	N/A	Public Charities or equivalents as defined in sections 501(C)(3)
Detroit Educational Television	1,000	Active Employees/Trustees and Retired Employee/Trustee Matching Gift	N/A	Public Charities or equivalents as defined in sections 501(C)(3)
Detroit Educational Television	360	Active Employees/Trustees and Retired Employee/Trustee Matching Gift	N/A	Public Charities or equivalents as defined in sections 501(C)(3)
Detroit Educational Television	360	Active Employees/Trustees and Retired Employee/Trustee Matching Gift	N/A	Public Charities or equivalents as defined in sections 501(C)(3)
Detroit Historical Society	600	Active Employees/Trustees and Retired Employee/Trustee Matching Gift	N/A	Public Charities or equivalents as defined in sections 501(C)(3)
Detroit Institute for Children	1,200	Active Employees/Trustees and Retired Employee/Trustee Matching Gift	N/A	Public Charities or equivalents as defined in sections 501(C)(3)
Detroit Institute for Children	2,665	Active Employees/Trustees and Retired Employee/Trustee Matching Gift	N/A	Public Charities or equivalents as defined in sections 501(C)(3)
Detroit Parent Network	50	Active Employees/Trustees and Retired Employee/Trustee Matching Gift	N/A	Public Charities or equivalents as defined in sections 501(C)(3)
Detroit Rotary Foundation	670	Active Employees/Trustees and Retired Employee/Trustee Matching Gift	N/A	Public Charities or equivalents as defined in sections 501(C)(3)
Detroit Symphony Orchestra Hall, Inc.	400	Active Employees/Trustees and Retired Employee/Trustee Matching Gift	N/A	Public Charities or equivalents as defined in sections 501(C)(3)

**THE SKILLMAN FOUNDATION (TAX I.D.#38-1675780)**  
**FORM 990-PF - CALENDAR YEAR 2012**  
**PART XV**

Detroit Zoological Society	400	Active Employees/Trustees and Retired Employee/Trustee Matching Gift	N/A	Public Charities or equivalents as defined in sections 501(C)(3)
Dominican Literacy Center	2,000	Active Employees/Trustees and Retired Employee/Trustee Matching Gift	N/A	Public Charities or equivalents as defined in sections 501(C)(3)
Dominican Literacy Center	5,000	Active Employees/Trustees and Retired Employee/Trustee Matching Gift	N/A	Public Charities or equivalents as defined in sections 501(C)(3)
Eastern Michigan University Foundation	500	Active Employees/Trustees and Retired Employee/Trustee Matching Gift	N/A	Public Charities or equivalents as defined in sections 501(C)(3)
Environmental Working Group	240	Active Employees/Trustees and Retired Employee/Trustee Matching Gift	N/A	Public Charities or equivalents as defined in sections 501(C)(3)
Environmental Working Group	50	Active Employees/Trustees and Retired Employee/Trustee Matching Gift	N/A	Public Charities or equivalents as defined in sections 501(C)(3)
Faith Covenant Church	6,000	Active Employees/Trustees and Retired Employee/Trustee Matching Gift	N/A	Public Charities or equivalents as defined in sections 501(C)(3)
Family Center of Grosse Pointe and Harper Woods	50	Active Employees/Trustees and Retired Employee/Trustee Matching Gift	N/A	Public Charities or equivalents as defined in sections 501(C)(3)
Family Service Inc. of Detroit and Wayne County	2,000	Active Employees/Trustees and Retired Employee/Trustee Matching Gift	N/A	Public Charities or equivalents as defined in sections 501(C)(3)
Farleigh Dickinson University	500	Active Employees/Trustees and Retired Employee/Trustee Matching Gift	N/A	Public Charities or equivalents as defined in sections 501(C)(3)
Fellowship Chapel	200	Active Employees/Trustees and Retired Employee/Trustee Matching Gift	N/A	Public Charities or equivalents as defined in sections 501(C)(3)
Focus on the Family	2,000	Active Employees/Trustees and Retired Employee/Trustee Matching Gift	N/A	Public Charities or equivalents as defined in sections 501(C)(3)
Focus: HOPE	3,000	Active Employees/Trustees and Retired Employee/Trustee Matching Gift	N/A	Public Charities or equivalents as defined in sections 501(C)(3)
Focus: HOPE	2,000	Active Employees/Trustees and Retired Employee/Trustee Matching Gift	N/A	Public Charities or equivalents as defined in sections 501(C)(3)
Food Gatherers	2,000	Active Employees/Trustees and Retired Employee/Trustee Matching Gift	N/A	Public Charities or equivalents as defined in sections 501(C)(3)
Forgotten Harvest, Inc	10,000	Active Employees/Trustees and Retired Employee/Trustee Matching Gift	N/A	Public Charities or equivalents as defined in sections 501(C)(3)
Friends of Edna Maternity Hospital	100	Active Employees/Trustees and Retired Employee/Trustee Matching Gift	N/A	Public Charities or equivalents as defined in sections 501(C)(3)
Girl Scouts of Southeastern Michigan	400	Active Employees/Trustees and Retired Employee/Trustee Matching Gift	N/A	Public Charities or equivalents as defined in sections 501(C)(3)
Gleaners Community Food Bank of Southeastern Michigan	2,000	Active Employees/Trustees and Retired Employee/Trustee Matching Gift	N/A	Public Charities or equivalents as defined in sections 501(C)(3)
Gleaners Community Food Bank of Southeastern Michigan	340	Active Employees/Trustees and Retired Employee/Trustee Matching Gift	N/A	Public Charities or equivalents as defined in sections 501(C)(3)
Gleaners Community Food Bank of Southeastern Michigan	500	Active Employees/Trustees and Retired Employee/Trustee Matching Gift	N/A	Public Charities or equivalents as defined in sections 501(C)(3)
Grand Traverse Regional Land Conservancy	2,000	Active Employees/Trustees and Retired Employee/Trustee Matching Gift	N/A	Public Charities or equivalents as defined in sections 501(C)(3)



**THE SKILLMAN FOUNDATION (TAX I.D.#38-1675780)**  
**FORM 990-PF - CALENDAR YEAR 2012**  
**PART XV**

Grosse Pointe Park Foundation	400	Active Employees/Trustees and Retired Employee/Trustee Matching Gift	N/A	Public Charities or equivalents as defined in sections 501(C)(3)
Grosse Pointe Theatre, Inc.	50	Active Employees/Trustees and Retired Employee/Trustee Matching Gift	N/A	Public Charities or equivalents as defined in sections 501(C)(3)
Habitat for Humanity Grosse Pointe Partners, Inc	10,000	Active Employees/Trustees and Retired Employee/Trustee Matching Gift	N/A	Public Charities or equivalents as defined in sections 501(C)(3)
Harriet Tubman Center	500	Active Employees/Trustees and Retired Employee/Trustee Matching Gift	N/A	Public Charities or equivalents as defined in sections 501(C)(3)
Hartford Memorial Baptist Church	7,088	Active Employees/Trustees and Retired Employee/Trustee Matching Gift	N/A	Public Charities or equivalents as defined in sections 501(C)(3)
HAVEN, Inc	2,200	Active Employees/Trustees and Retired Employee/Trustee Matching Gift	N/A	Public Charities or equivalents as defined in sections 501(C)(3)
HAVEN, Inc.	1,600	Active Employees/Trustees and Retired Employee/Trustee Matching Gift	N/A	Public Charities or equivalents as defined in sections 501(C)(3)
HAVEN, Inc.	2,000	Active Employees/Trustees and Retired Employee/Trustee Matching Gift	N/A	Public Charities or equivalents as defined in sections 501(C)(3)
Hearts of Hope Southeast Michigan	100	Active Employees/Trustees and Retired Employee/Trustee Matching Gift	N/A	Public Charities or equivalents as defined in sections 501(C)(3)
Heifer Project International Inc	500	Active Employees/Trustees and Retired Employee/Trustee Matching Gift	N/A	Public Charities or equivalents as defined in sections 501(C)(3)
Henry Ford Health System	3,000	Active Employees/Trustees and Retired Employee/Trustee Matching Gift	N/A	Public Charities or equivalents as defined in sections 501(C)(3)
Henry Ford Health System	460	Active Employees/Trustees and Retired Employee/Trustee Matching Gift	N/A	Public Charities or equivalents as defined in sections 501(C)(3)
Heritage Works	150	Active Employees/Trustees and Retired Employee/Trustee Matching Gift	N/A	Public Charities or equivalents as defined in sections 501(C)(3)
Higgins Lake Foundation	800	Active Employees/Trustees and Retired Employee/Trustee Matching Gift	N/A	Public Charities or equivalents as defined in sections 501(C)(3)
Holy Name Church	200	Active Employees/Trustees and Retired Employee/Trustee Matching Gift	N/A	Public Charities or equivalents as defined in sections 501(C)(3)
Holy Name Church	5,850	Active Employees/Trustees and Retired Employee/Trustee Matching Gift	N/A	Public Charities or equivalents as defined in sections 501(C)(3)
Holy Name Church	200	Active Employees/Trustees and Retired Employee/Trustee Matching Gift	N/A	Public Charities or equivalents as defined in sections 501(C)(3)
Holy Name Church	5,400	Active Employees/Trustees and Retired Employee/Trustee Matching Gift	N/A	Public Charities or equivalents as defined in sections 501(C)(3)
Holy Name Church	70	Active Employees/Trustees and Retired Employee/Trustee Matching Gift	N/A	Public Charities or equivalents as defined in sections 501(C)(3)
Holy Name Church	730	Active Employees/Trustees and Retired Employee/Trustee Matching Gift	N/A	Public Charities or equivalents as defined in sections 501(C)(3)
Kensington Community Church	280	Active Employees/Trustees and Retired Employee/Trustee Matching Gift	N/A	Public Charities or equivalents as defined in sections 501(C)(3)
Kerby School Parent Teacher Organization	50	Active Employees/Trustees and Retired Employee/Trustee Matching Gift	N/A	Public Charities or equivalents as defined in sections 501(C)(3)

**THE SKILLMAN FOUNDATION (TAX I.D.#38-1675780)**  
**FORM 990-PF - CALENDAR YEAR 2012**  
**PART XV**

Knox Presbyterian Church	13,300	Active Employees/Trustees and Retired Employee/Trustee Matching Gift	N/A	Public Charities or equivalents as defined in sections 501(C)(3)
Leaps and Bounds Family Services	50	Active Employees/Trustees and Retired Employee/Trustee Matching Gift	N/A	Public Charities or equivalents as defined in sections 501(C)(3)
Lehigh University	700	Active Employees/Trustees and Retired Employee/Trustee Matching Gift	N/A	Public Charities or equivalents as defined in sections 501(C)(3)
Loaves and Fishes Southwest Detroit	1,000	Active Employees/Trustees and Retired Employee/Trustee Matching Gift	N/A	Public Charities or equivalents as defined in sections 501(C)(3)
Make A Wish Foundation of Michigan	200	Active Employees/Trustees and Retired Employee/Trustee Matching Gift	N/A	Public Charities or equivalents as defined in sections 501(C)(3)
Mariners Inn	200	Active Employees/Trustees and Retired Employee/Trustee Matching Gift	N/A	Public Charities or equivalents as defined in sections 501(C)(3)
Metropolitan Affairs Coalition	4,000	Active Employees/Trustees and Retired Employee/Trustee Matching Gift	N/A	Public Charities or equivalents as defined in sections 501(C)(3)
Metropolitan Affairs Coalition	4,000	Active Employees/Trustees and Retired Employee/Trustee Matching Gift	N/A	Public Charities or equivalents as defined in sections 501(C)(3)
Michigan Cancer Research Foundation	400	Active Employees/Trustees and Retired Employee/Trustee Matching Gift	N/A	Public Charities or equivalents as defined in sections 501(C)(3)
Michigan Colleges Foundation	4,000	Active Employees/Trustees and Retired Employee/Trustee Matching Gift	N/A	Public Charities or equivalents as defined in sections 501(C)(3)
Michigan Humane Society	50	Active Employees/Trustees and Retired Employee/Trustee Matching Gift	N/A	Public Charities or equivalents as defined in sections 501(C)(3)
Michigan Humane Society	114	Active Employees/Trustees and Retired Employee/Trustee Matching Gift	N/A	Public Charities or equivalents as defined in sections 501(C)(3)
Michigan Humane Society	500	Active Employees/Trustees and Retired Employee/Trustee Matching Gift	N/A	Public Charities or equivalents as defined in sections 501(C)(3)
Michigan Humane Society	50	Active Employees/Trustees and Retired Employee/Trustee Matching Gift	N/A	Public Charities or equivalents as defined in sections 501(C)(3)
Michigan Humane Society	-50	Active Employees/Trustees and Retired Employee/Trustee Matching Gift	N/A	Public Charities or equivalents as defined in sections 501(C)(3)
Michigan Humane Society	50	Active Employees/Trustees and Retired Employee/Trustee Matching Gift	N/A	Public Charities or equivalents as defined in sections 501(C)(3)
Michigan Opera Theatre	25,000	Active Employees/Trustees and Retired Employee/Trustee Matching Gift	N/A	Public Charities or equivalents as defined in sections 501(C)(3)
Michigan Opera Theatre	400	Active Employees/Trustees and Retired Employee/Trustee Matching Gift	N/A	Public Charities or equivalents as defined in sections 501(C)(3)
Michigan Opera Theatre	1,000	Active Employees/Trustees and Retired Employee/Trustee Matching Gift	N/A	Public Charities or equivalents as defined in sections 501(C)(3)
Michigan Roundtable for Diversity and Inclusion	2,000	Active Employees/Trustees and Retired Employee/Trustee Matching Gift	N/A	Public Charities or equivalents as defined in sections 501(C)(3)
Michigan State Bar Foundation	50	Active Employees/Trustees and Retired Employee/Trustee Matching Gift	N/A	Public Charities or equivalents as defined in sections 501(C)(3)
Michigan State University	100	Active Employees/Trustees and Retired Employee/Trustee Matching Gift	N/A	Public Charities or equivalents as defined in sections 501(C)(3)

**THE SKILLMAN FOUNDATION (TAX I.D.#38-1675780)**  
**FORM 990-PF - CALENDAR YEAR 2012**  
**PART XV**

Migrant Health Promotion, Inc.	500	Active Employees/Trustees and Retired Employee/Trustee Matching Gift	N/A	Public Charities or equivalents as defined in sections 501(C)(3)
Millan Theatre Company	5,000	Active Employees/Trustees and Retired Employee/Trustee Matching Gift	N/A	Public Charities or equivalents as defined in sections 501(C)(3)
Mission to North America	16,700	Active Employees/Trustees and Retired Employee/Trustee Matching Gift	N/A	Public Charities or equivalents as defined in sections 501(C)(3)
Mothers Club of Grosse Pointe South High School	120	Active Employees/Trustees and Retired Employee/Trustee Matching Gift	N/A	Public Charities or equivalents as defined in sections 501(C)(3)
MPT Foundation, Inc	700	Active Employees/Trustees and Retired Employee/Trustee Matching Gift	N/A	Public Charities or equivalents as defined in sections 501(C)(3)
Music Hall Center for the Performing Arts, Inc.	1,000	Active Employees/Trustees and Retired Employee/Trustee Matching Gift	N/A	Public Charities or equivalents as defined in sections 501(C)(3)
National Kidney Foundation of Michigan, Inc.	50	Active Employees/Trustees and Retired Employee/Trustee Matching Gift	N/A	Public Charities or equivalents as defined in sections 501(C)(3)
National Multiple Sclerosis Society - Michigan Chapter	400	Active Employees/Trustees and Retired Employee/Trustee Matching Gift	N/A	Public Charities or equivalents as defined in sections 501(C)(3)
National Park Foundation	3,334	Active Employees/Trustees and Retired Employee/Trustee Matching Gift	N/A	Public Charities or equivalents as defined in sections 501(C)(3)
Neighborhood Club	1,200	Active Employees/Trustees and Retired Employee/Trustee Matching Gift	N/A	Public Charities or equivalents as defined in sections 501(C)(3)
New Prospect Missionary Baptist Church	1,100	Active Employees/Trustees and Retired Employee/Trustee Matching Gift	N/A	Public Charities or equivalents as defined in sections 501(C)(3)
Oakland University Foundation	3,000	Active Employees/Trustees and Retired Employee/Trustee Matching Gift	N/A	Public Charities or equivalents as defined in sections 501(C)(3)
Old Newsboys' Goodfellow Fund of Detroit	10,000	Active Employees/Trustees and Retired Employee/Trustee Matching Gift	N/A	Public Charities or equivalents as defined in sections 501(C)(3)
Orcas Island Community Foundation	50	Active Employees/Trustees and Retired Employee/Trustee Matching Gift	N/A	Public Charities or equivalents as defined in sections 501(C)(3)
Oxfam-America Inc.	500	Active Employees/Trustees and Retired Employee/Trustee Matching Gift	N/A	Public Charities or equivalents as defined in sections 501(C)(3)
Planned Parenthood Mid and Southeast Michigan	870	Active Employees/Trustees and Retired Employee/Trustee Matching Gift	N/A	Public Charities or equivalents as defined in sections 501(C)(3)
Plymouth United Church of Christ	12,316	Active Employees/Trustees and Retired Employee/Trustee Matching Gift	N/A	Public Charities or equivalents as defined in sections 501(C)(3)
Plymouth United Church of Christ	-12,316	Active Employees/Trustees and Retired Employee/Trustee Matching Gift	N/A	Public Charities or equivalents as defined in sections 501(C)(3)
Plymouth United Church of Christ	12,316	Active Employees/Trustees and Retired Employee/Trustee Matching Gift	N/A	Public Charities or equivalents as defined in sections 501(C)(3)
Province of St. Joseph of the Capuchin Order	1,000	Active Employees/Trustees and Retired Employee/Trustee Matching Gift	N/A	Public Charities or equivalents as defined in sections 501(C)(3)
Province of St. Joseph of the Capuchin Order	1,100	Active Employees/Trustees and Retired Employee/Trustee Matching Gift	N/A	Public Charities or equivalents as defined in sections 501(C)(3)
Province of St. Joseph of the Capuchin Order	1,200	Active Employees/Trustees and Retired Employee/Trustee Matching Gift	N/A	Public Charities or equivalents as defined in sections 501(C)(3)

**THE SKILLMAN FOUNDATION (TAX I.D.#38-1675780)**  
**FORM 990-PF - CALENDAR YEAR 2012**  
**PART XV**

Regents of the University of Michigan	10,000	Active Employees/Trustees and Retired Employee/Trustee Matching Gift	N/A	Public Charities or equivalents as defined in sections 501(C)(3)
Regents of the University of Michigan	600	Active Employees/Trustees and Retired Employee/Trustee Matching Gift	N/A	Public Charities or equivalents as defined in sections 501(C)(3)
Regents of the University of Michigan	600	Active Employees/Trustees and Retired Employee/Trustee Matching Gift	N/A	Public Charities or equivalents as defined in sections 501(C)(3)
Regents of the University of Michigan	3,000	Active Employees/Trustees and Retired Employee/Trustee Matching Gift	N/A	Public Charities or equivalents as defined in sections 501(C)(3)
Regents of the University of Michigan	1,000	Active Employees/Trustees and Retired Employee/Trustee Matching Gift	N/A	Public Charities or equivalents as defined in sections 501(C)(3)
Regents of the University of Michigan	400	Active Employees/Trustees and Retired Employee/Trustee Matching Gift	N/A	Public Charities or equivalents as defined in sections 501(C)(3)
Regents of the University of Michigan	200	Active Employees/Trustees and Retired Employee/Trustee Matching Gift	N/A	Public Charities or equivalents as defined in sections 501(C)(3)
Regents of the University of Michigan	200	Active Employees/Trustees and Retired Employee/Trustee Matching Gift	N/A	Public Charities or equivalents as defined in sections 501(C)(3)
Regents of the University of Michigan	1,200	Active Employees/Trustees and Retired Employee/Trustee Matching Gift	N/A	Public Charities or equivalents as defined in sections 501(C)(3)
Rockford College	2,000	Active Employees/Trustees and Retired Employee/Trustee Matching Gift	N/A	Public Charities or equivalents as defined in sections 501(C)(3)
Rotary Foundation of Rotary International	400	Active Employees/Trustees and Retired Employee/Trustee Matching Gift	N/A	Public Charities or equivalents as defined in sections 501(C)(3)
Rutgers University Foundation	500	Active Employees/Trustees and Retired Employee/Trustee Matching Gift	N/A	Public Charities or equivalents as defined in sections 501(C)(3)
Sacramento Region Community Foundation	1,000	Active Employees/Trustees and Retired Employee/Trustee Matching Gift	N/A	Public Charities or equivalents as defined in sections 501(C)(3)
Samantan's Purse	2,000	Active Employees/Trustees and Retired Employee/Trustee Matching Gift	N/A	Public Charities or equivalents as defined in sections 501(C)(3)
SER Metro Detroit-Jobs for Progress, Inc.	100	Active Employees/Trustees and Retired Employee/Trustee Matching Gift	N/A	Public Charities or equivalents as defined in sections 501(C)(3)
Seven Ponds Nature Center	200	Active Employees/Trustees and Retired Employee/Trustee Matching Gift	N/A	Public Charities or equivalents as defined in sections 501(C)(3)
Southwest Counseling Solutions, Inc	8,000	Active Employees/Trustees and Retired Employee/Trustee Matching Gift	N/A	Public Charities or equivalents as defined in sections 501(C)(3)
Southwest Counseling Solutions, Inc	200	Active Employees/Trustees and Retired Employee/Trustee Matching Gift	N/A	Public Charities or equivalents as defined in sections 501(C)(3)
Special Olympics Michigan, Inc	50	Active Employees/Trustees and Retired Employee/Trustee Matching Gift	N/A	Public Charities or equivalents as defined in sections 501(C)(3)
St Boniface Church	2,400	Active Employees/Trustees and Retired Employee/Trustee Matching Gift	N/A	Public Charities or equivalents as defined in sections 501(C)(3)
St Clare of Montefalco Parish	300	Active Employees/Trustees and Retired Employee/Trustee Matching Gift	N/A	Public Charities or equivalents as defined in sections 501(C)(3)
St Clare of Montefalco Parish	2,000	Active Employees/Trustees and Retired Employee/Trustee Matching Gift	N/A	Public Charities or equivalents as defined in sections 501(C)(3)

**THE SKILLMAN FOUNDATION (TAX I.D.#38-1675780)**  
**FORM 990-PF - CALENDAR YEAR 2012**  
**PART XV**

St. Clare of Montefalco Parish	2,000	Active Employees/Trustees and Retired Employee/Trustee Matching Gift	N/A	Public Charities or equivalents as defined in sections 501(C)(3)
St. Jude Children's Research Hospital	100	Active Employees/Trustees and Retired Employee/Trustee Matching Gift	N/A	Public Charities or equivalents as defined in sections 501(C)(3)
St. Michael's College	500	Active Employees/Trustees and Retired Employee/Trustee Matching Gift	N/A	Public Charities or equivalents as defined in sections 501(C)(3)
St. Michael's College	-500	Active Employees/Trustees and Retired Employee/Trustee Matching Gift	N/A	Public Charities or equivalents as defined in sections 501(C)(3)
St. Michael's College	500	Active Employees/Trustees and Retired Employee/Trustee Matching Gift	N/A	Public Charities or equivalents as defined in sections 501(C)(3)
St. Philomena Catholic Church	1,760	Active Employees/Trustees and Retired Employee/Trustee Matching Gift	N/A	Public Charities or equivalents as defined in sections 501(C)(3)
Stratford Shakespearean Festival of America	600	Active Employees/Trustees and Retired Employee/Trustee Matching Gift	N/A	Public Charities or equivalents as defined in sections 501(C)(3)
Stratford Shakespearean Festival of America	1,000	Active Employees/Trustees and Retired Employee/Trustee Matching Gift	N/A	Public Charities or equivalents as defined in sections 501(C)(3)
Stratford Shakespearean Festival of America	-1,000	Active Employees/Trustees and Retired Employee/Trustee Matching Gift	N/A	Public Charities or equivalents as defined in sections 501(C)(3)
Stratford Shakespearean Festival of America	1,000	Active Employees/Trustees and Retired Employee/Trustee Matching Gift	N/A	Public Charities or equivalents as defined in sections 501(C)(3)
Susan G. Komen Breast Cancer Foundation Inc	120	Active Employees/Trustees and Retired Employee/Trustee Matching Gift	N/A	Public Charities or equivalents as defined in sections 501(C)(3)
Taft School Corporation	400	Active Employees/Trustees and Retired Employee/Trustee Matching Gift	N/A	Public Charities or equivalents as defined in sections 501(C)(3)
Taylor International Academy	10,000	Active Employees/Trustees and Retired Employee/Trustee Matching Gift	N/A	Public Charities or equivalents as defined in sections 501(C)(3)
The Associate Alumnae of Douglas College	700	Active Employees/Trustees and Retired Employee/Trustee Matching Gift	N/A	Public Charities or equivalents as defined in sections 501(C)(3)
The Detroit Institute of Arts	198	Active Employees/Trustees and Retired Employee/Trustee Matching Gift	N/A	Public Charities or equivalents as defined in sections 501(C)(3)
The Detroit Institute of Arts	-198	Active Employees/Trustees and Retired Employee/Trustee Matching Gift	N/A	Public Charities or equivalents as defined in sections 501(C)(3)
The Detroit Institute of Arts	400	Active Employees/Trustees and Retired Employee/Trustee Matching Gift	N/A	Public Charities or equivalents as defined in sections 501(C)(3)
The Detroit Institute of Arts	2,000	Active Employees/Trustees and Retired Employee/Trustee Matching Gift	N/A	Public Charities or equivalents as defined in sections 501(C)(3)
The Detroit Institute of Arts	400	Active Employees/Trustees and Retired Employee/Trustee Matching Gift	N/A	Public Charities or equivalents as defined in sections 501(C)(3)
The Edison Institute, Inc	400	Active Employees/Trustees and Retired Employee/Trustee Matching Gift	N/A	Public Charities or equivalents as defined in sections 501(C)(3)
The Edison Institute, Inc	200	Active Employees/Trustees and Retired Employee/Trustee Matching Gift	N/A	Public Charities or equivalents as defined in sections 501(C)(3)
The Lake House A Gathering Place for Those Touched by Cancer	200	Active Employees/Trustees and Retired Employee/Trustee Matching Gift	N/A	Public Charities or equivalents as defined in sections 501(C)(3)

**THE SKILLMAN FOUNDATION (TAX I.D.#38-1675780)**  
**FORM 990-PF - CALENDAR YEAR 2012**  
**PART XV**

The Leukemia and Lymphoma Society	50	Active Employees/Trustees and Retired Employee/Trustee Matching Gift	N/A	Public Charities or equivalents as defined in sections 501(C)(3)
The Leukemia and Lymphoma Society	400	Active Employees/Trustees and Retired Employee/Trustee Matching Gift	N/A	Public Charities or equivalents as defined in sections 501(C)(3)
The Leukemia and Lymphoma Society	500	Active Employees/Trustees and Retired Employee/Trustee Matching Gift	N/A	Public Charities or equivalents as defined in sections 501(C)(3)
The Metropolitan Opera Association	5,600	Active Employees/Trustees and Retired Employee/Trustee Matching Gift	N/A	Public Charities or equivalents as defined in sections 501(C)(3)
The Michigan Womens Foundation	2,000	Active Employees/Trustees and Retired Employee/Trustee Matching Gift	N/A	Public Charities or equivalents as defined in sections 501(C)(3)
The Salvation Army	2,000	Active Employees/Trustees and Retired Employee/Trustee Matching Gift	N/A	Public Charities or equivalents as defined in sections 501(C)(3)
The Wilma Theater	500	Active Employees/Trustees and Retired Employee/Trustee Matching Gift	N/A	Public Charities or equivalents as defined in sections 501(C)(3)
Think Detroit Police Athletic League, Inc	50	Active Employees/Trustees and Retired Employee/Trustee Matching Gift	N/A	Public Charities or equivalents as defined in sections 501(C)(3)
Think Detroit Police Athletic League, Inc	750	Active Employees/Trustees and Retired Employee/Trustee Matching Gift	N/A	Public Charities or equivalents as defined in sections 501(C)(3)
Tnnity Community Services & Educational Foundation	1,000	Active Employees/Trustees and Retired Employee/Trustee Matching Gift	N/A	Public Charities or equivalents as defined in sections 501(C)(3)
Trout Unlimited	2 000	Active Employees/Trustees and Retired Employee/Trustee Matching Gift	N/A	Public Charities or equivalents as defined in sections 501(C)(3)
Troy Church of the Nazarene	5,000	Active Employees/Trustees and Retired Employee/Trustee Matching Gift	N/A	Public Charities or equivalents as defined in sections 501(C)(3)
United Way for Southeastern Michigan	500	Active Employees/Trustees and Retired Employee/Trustee Matching Gift	N/A	Public Charities or equivalents as defined in sections 501(C)(3)
United Way for Southeastern Michigan	3,000	Active Employees/Trustees and Retired Employee/Trustee Matching Gift	N/A	Public Charities or equivalents as defined in sections 501(C)(3)
United Way for Southeastern Michigan	10,000	Active Employees/Trustees and Retired Employee/Trustee Matching Gift	N/A	Public Charities or equivalents as defined in sections 501(C)(3)
United Way for Southeastern Michigan	-10,000	Active Employees/Trustees and Retired Employee/Trustee Matching Gift	N/A	Public Charities or equivalents as defined in sections 501(C)(3)
United Way for Southeastern Michigan	5,000	Active Employees/Trustees and Retired Employee/Trustee Matching Gift	N/A	Public Charities or equivalents as defined in sections 501(C)(3)
United Way for Southeastern Michigan	50	Active Employees/Trustees and Retired Employee/Trustee Matching Gift	N/A	Public Charities or equivalents as defined in sections 501(C)(3)
United Way for Southeastern Michigan	-50	Active Employees/Trustees and Retired Employee/Trustee Matching Gift	N/A	Public Charities or equivalents as defined in sections 501(C)(3)
United Way for Southeastern Michigan	50	Active Employees/Trustees and Retired Employee/Trustee Matching Gift	N/A	Public Charities or equivalents as defined in sections 501(C)(3)
United Way for Southeastern Michigan	720	Active Employees/Trustees and Retired Employee/Trustee Matching Gift	N/A	Public Charities or equivalents as defined in sections 501(C)(3)
United Way for Southeastern Michigan	-720	Active Employees/Trustees and Retired Employee/Trustee Matching Gift	N/A	Public Charities or equivalents as defined in sections 501(C)(3)

**THE SKILLMAN FOUNDATION (TAX I.D.#38-1675780)**  
**FORM 990-PF - CALENDAR YEAR 2012**  
**PART XV**

United Way for Southeastern Michigan	720	Active Employees/Trustees and Retired Employee/Trustee Matching Gift	N/A	Public Charities or equivalents as defined in sections 501(C)(3)
United Way for Southeastern Michigan	480	Active Employees/Trustees and Retired Employee/Trustee Matching Gift	N/A	Public Charities or equivalents as defined in sections 501(C)(3)
United Way for Southeastern Michigan	-480	Active Employees/Trustees and Retired Employee/Trustee Matching Gift	N/A	Public Charities or equivalents as defined in sections 501(C)(3)
United Way for Southeastern Michigan	480	Active Employees/Trustees and Retired Employee/Trustee Matching Gift	N/A	Public Charities or equivalents as defined in sections 501(C)(3)
United Way for Southeastern Michigan	2,000	Active Employees/Trustees and Retired Employee/Trustee Matching Gift	N/A	Public Charities or equivalents as defined in sections 501(C)(3)
United Way for Southeastern Michigan	2,400	Active Employees/Trustees and Retired Employee/Trustee Matching Gift	N/A	Public Charities or equivalents as defined in sections 501(C)(3)
United Way for Southeastern Michigan	480	Active Employees/Trustees and Retired Employee/Trustee Matching Gift	N/A	Public Charities or equivalents as defined in sections 501(C)(3)
United Way for Southeastern Michigan	-480	Active Employees/Trustees and Retired Employee/Trustee Matching Gift	N/A	Public Charities or equivalents as defined in sections 501(C)(3)
United Way for Southeastern Michigan	480	Active Employees/Trustees and Retired Employee/Trustee Matching Gift	N/A	Public Charities or equivalents as defined in sections 501(C)(3)
United Way for Southeastern Michigan	200	Active Employees/Trustees and Retired Employee/Trustee Matching Gift	N/A	Public Charities or equivalents as defined in sections 501(C)(3)
United Way of Lee County	30,000	Active Employees/Trustees and Retired Employee/Trustee Matching Gift	N/A	Public Charities or equivalents as defined in sections 501(C)(3)
University Cultural Center Association	500	Active Employees/Trustees and Retired Employee/Trustee Matching Gift	N/A	Public Charities or equivalents as defined in sections 501(C)(3)
University Hospital Foundation	500	Active Employees/Trustees and Retired Employee/Trustee Matching Gift	N/A	Public Charities or equivalents as defined in sections 501(C)(3)
University Liggett School	400	Active Employees/Trustees and Retired Employee/Trustee Matching Gift	N/A	Public Charities or equivalents as defined in sections 501(C)(3)
University Musical Society	500	Active Employees/Trustees and Retired Employee/Trustee Matching Gift	N/A	Public Charities or equivalents as defined in sections 501(C)(3)
University of Detroit Jesuit High School and Academy	500	Active Employees/Trustees and Retired Employee/Trustee Matching Gift	N/A	Public Charities or equivalents as defined in sections 501(C)(3)
University of Detroit Mercy	50	Active Employees/Trustees and Retired Employee/Trustee Matching Gift	N/A	Public Charities or equivalents as defined in sections 501(C)(3)
University of Notre Dame Du Lac	400	Active Employees/Trustees and Retired Employee/Trustee Matching Gift	N/A	Public Charities or equivalents as defined in sections 501(C)(3)
US Midwest Province of the Society of Jesus	60	Active Employees/Trustees and Retired Employee/Trustee Matching Gift	N/A	Public Charities or equivalents as defined in sections 501(C)(3)
Utah Sherfff Association	110	Active Employees/Trustees and Retired Employee/Trustee Matching Gift	N/A	Public Charities or equivalents as defined in sections 501(C)(3)
Wayne State University	4,000	Active Employees/Trustees and Retired Employee/Trustee Matching Gift	N/A	Public Charities or equivalents as defined in sections 501(C)(3)
Wayne State University	6,000	Active Employees/Trustees and Retired Employee/Trustee Matching Gift	N/A	Public Charities or equivalents as defined in sections 501(C)(3)

**THE SKILLMAN FOUNDATION (TAX I.D.#38-1675780)**  
**FORM 990-PF - CALENDAR YEAR 2012**  
**PART XV**

Wayne State University	500	Active Employees/Trustees and Retired Employee/Trustee Matching Gift	N/A	Public Charities or equivalents as defined in sections 501(C)(3)
Wayne State University	2,000	Active Employees/Trustees and Retired Employee/Trustee Matching Gift	N/A	Public Charities or equivalents as defined in sections 501(C)(3)
Wayne State University	2,000	Active Employees/Trustees and Retired Employee/Trustee Matching Gift	N/A	Public Charities or equivalents as defined in sections 501(C)(3)
Wesley United Methodist Church	200	Active Employees/Trustees and Retired Employee/Trustee Matching Gift	N/A	Public Charities or equivalents as defined in sections 501(C)(3)
Wild Swan Theatre	500	Active Employees/Trustees and Retired Employee/Trustee Matching Gift	N/A	Public Charities or equivalents as defined in sections 501(C)(3)
William Beaumont Hospital	30,000	Active Employees/Trustees and Retired Employee/Trustee Matching Gift	N/A	Public Charities or equivalents as defined in sections 501(C)(3)
Wines Parent Teacher Organization	200	Active Employees/Trustees and Retired Employee/Trustee Matching Gift	N/A	Public Charities or equivalents as defined in sections 501(C)(3)
Women's Caring Program	2,000	Active Employees/Trustees and Retired Employee/Trustee Matching Gift	N/A	Public Charities or equivalents as defined in sections 501(C)(3)
Woodside Bible Church of Troy	5,000	Active Employees/Trustees and Retired Employee/Trustee Matching Gift	N/A	Public Charities or equivalents as defined in sections 501(C)(3)
Woodside Bible Church of Troy	5,000	Active Employees/Trustees and Retired Employee/Trustee Matching Gift	N/A	Public Charities or equivalents as defined in sections 501(C)(3)
Woodside Bible Church of Troy	5,000	Active Employees/Trustees and Retired Employee/Trustee Matching Gift	N/A	Public Charities or equivalents as defined in sections 501(C)(3)
Woodside Bible Church of Troy	5,000	Active Employees/Trustees and Retired Employee/Trustee Matching Gift	N/A	Public Charities or equivalents as defined in sections 501(C)(3)
Woodside Bible Church of Troy	5,000	Active Employees/Trustees and Retired Employee/Trustee Matching Gift	N/A	Public Charities or equivalents as defined in sections 501(C)(3)
Worldwide Missionary Baptist Church	100	Active Employees/Trustees and Retired Employee/Trustee Matching Gift	N/A	Public Charities or equivalents as defined in sections 501(C)(3)
Yale University	400	Active Employees/Trustees and Retired Employee/Trustee Matching Gift	N/A	Public Charities or equivalents as defined in sections 501(C)(3)
Young Life Grosse Pointe	200	Active Employees/Trustees and Retired Employee/Trustee Matching Gift	N/A	Public Charities or equivalents as defined in sections 501(C)(3)
Young Life Grosse Pointe	200	Active Employees/Trustees and Retired Employee/Trustee Matching Gift	N/A	Public Charities or equivalents as defined in sections 501(C)(3)
Young Life Grosse Pointe	2,000	Active Employees/Trustees and Retired Employee/Trustee Matching Gift	N/A	Public Charities or equivalents as defined in sections 501(C)(3)
Matching Gifts Total	<u>546,851</u>			



**THE SKILLMAN FOUNDATION (TAX I.D.#38-1675780)**  
**FORM 990-PF - CALENDAR YEAR 2012**  
**PART XV**

**2012 Membership and Dues Grants Paid  
Listed by Grantee**

<u>Grantee</u>	<u>Paid</u>	<u>Description</u>	<u>Relationship to foundation manager or contributor</u>	<u>Foundation status of Recipient</u>
Association of Black Foundation Executives	5,000	2012 Institutional Membership	N/A	Public Charities or equivalents as defined in sections 501(C)(3)
BoardSource	2,500	2012 Institutional Membership	N/A	Public Charities or equivalents as defined in sections 501(C)(3)
Council of Michigan Foundations	16,200	2012 Institutional Membership Dues	N/A	Public Charities or equivalents as defined in sections 501(C)(3)
Council on Foundations, Inc	40,000	2012 Institutional Membership Dues	N/A	Public Charities or equivalents as defined in sections 501(C)(3)
Funders' Network for Smart Growth and Livable Communities, Inc	5,000	2012 Institutional Membership Dues	N/A	Public Charities or equivalents as defined in sections 501(C)(3)
Grantmakers for Children, Youth and Families, Inc	7,500	2012 Institutional Membership Dues and conference support	N/A	Public Charities or equivalents as defined in sections 501(C)(3)
Grantmakers for Education	3,000	2012 Institutional Membership Dues	N/A	Public Charities or equivalents as defined in sections 501(C)(3)
Grantmakers for Effective Organizations	5,750	2012 Institutional Membership Dues	N/A	Public Charities or equivalents as defined in sections 501(C)(3)
Grants Managers Network, Inc	500	2012 Institutional Membership Dues	N/A	Public Charities or equivalents as defined in sections 501(C)(3)
Grassroots Grantmakers	2,500	2012 Membership Dues	N/A	Public Charities or equivalents as defined in sections 501(C)(3)
Independent Sector	10,000	2012 Institutional Membership Dues	N/A	Public Charities or equivalents as defined in sections 501(C)(3)
Michigan Nonprofit Association	2,500	2012 Institutional Membership Dues	N/A	Public Charities or equivalents as defined in sections 501(C)(3)
Neighborhood Funders Group	5,000	2012 Institutional Membership Dues	N/A	Public Charities or equivalents as defined in sections 501(C)(3)
Nonprofit Technology Enterprise Network	1,000	2012 Institutional Membership Dues	N/A	Public Charities or equivalents as defined in sections 501(C)(3)
Philanthropy Northwest	250	For 2012 membership dues for PRI Grantmakers	N/A	Public Charities or equivalents as defined in sections 501(C)(3)
The Communications Network	600	2012 Institutional Membership Dues	N/A	Public Charities or equivalents as defined in sections 501(C)(3)
The Foundation Center	2,500	2012 Membership dues	N/A	Public Charities or equivalents as defined in sections 501(C)(3)
The Philanthropy Roundtable	1,000	2012 Institutional Membership Dues	N/A	Public Charities or equivalents as defined in sections 501(C)(3)
The Technology Affinity Group	750	2012 Institutional Membership Dues	N/A	Public Charities or equivalents as defined in sections 501(C)(3)
Memberships and Dues Total	<u>111,550</u>			

**THE SKILLMAN FOUNDATION (TAX I.D.#38-1675780)**  
**FORM 990-PF - CALENDAR YEAR 2011**  
**PART XV**

**2012 President's Discretionary  
Grants Paid Listed by Grantee**

<u>Grantee</u>	<u>Paid</u>	<u>Description</u>	<u>Relationship to foundation manager or contributor</u>	<u>Foundation status of Recipient</u>
100 Black Men of Greater Detroit, Inc	\$1,500 00	To support its 2012 Excellence Awards Gala, October 20, 2012	N/A	Public Charities or equivalents as defined in sections 501(C)(3)
Alkebu-lan Village	\$5,000 00	To support its 35th 'Lend a Hand' Anniversary Celebration, October 9, 2012	N/A	Public Charities or equivalents as defined in sections 501(C)(3)
Alternatives For Girls	\$1,500 00	To support the screening of the Miss Representation documentary on March 17, 2012	N/A	Public Charities or equivalents as defined in sections 501(C)(3)
Alternatives For Girls	\$5,000 00	To host the Chadsey Condon Community Organization's community meeting on May 19, 2012	N/A	Public Charities or equivalents as defined in sections 501(C)(3)
ARISE Detroit	\$2,500 00	To support its ARISE Detroit! 6th Annual Neighborhoods Day, August 4, 2012	N/A	Public Charities or equivalents as defined in sections 501(C)(3)
B'nai B'rith International	\$750 00	To support the Great American Traditions Award on March 29, 2012	N/A	Public Charities or equivalents as defined in sections 501(C)(3)
Beyond Basics	\$1,000 00	To support its Women Coming Together for Children, April 3, 2012	N/A	Public Charities or equivalents as defined in sections 501(C)(3)
Black Family Development, Inc	\$6,100 00	For financial assistance to The Detroit Street Worker Ad-Hoc Coalition for their Street Worker Outreach Program	N/A	Public Charities or equivalents as defined in sections 501(C)(3)
Black United Fund of Michigan, Inc	\$1,000 00	To support the 42nd Annual Benefits Dinner Dance Celebration, October 13, 2012	N/A	Public Charities or equivalents as defined in sections 501(C)(3)
Caring Athletes Team for Children's and Henry Ford Hospital	\$1,000 00	To support the CATCH and The Detroit News Outstanding High School Graduate Program on May 24, 2012	N/A	Public Charities or equivalents as defined in sections 501(C)(3)
Central United Methodist Church	\$600 00	Fiduciary Agent for the MI Welfare Rights Organization's Community Computer Program	N/A	Public Charities or equivalents as defined in sections 501(C)(3)
Charles S Wright Museum of African American History	\$1,000 00	To support its 2012 Annual Benefit Gala 'For the Love of Literacy', September 8, 2012	N/A	Public Charities or equivalents as defined in sections 501(C)(3)
Children's Defense Fund	\$10,000 00	For financial sponsorship to CDF's Community and Youth Empowerment Conference, July 22 - 25, 2012	N/A	Public Charities or equivalents as defined in sections 501(C)(3)
City Connect Detroit	\$10,332 57	To support Rescue for Education Pledge, school supplies for Detroit children	N/A	Public Charities or equivalents as defined in sections 501(C)(3)
City Connect Detroit	\$12,500 00	For financial support to WDIV - TV Telethon, Ruth to the Rescue Wants to Help Create Jobs this Summer for GDYT, July 13, 2012	N/A	Public Charities or equivalents as defined in sections 501(C)(3)
City Mission	\$237 43	To support its CHRISTmas program	N/A	Public Charities or equivalents as defined in sections 501(C)(3)
City Year, Inc	\$2,500 00	For financial support to City Year Detroit's 10th Annual Ripples of Hope Dinner, April 26, 2012	N/A	Public Charities or equivalents as defined in sections 501(C)(3)
Collegiate Academy of Mathematics, Science & Technology	\$1,000 00	To support students at Osborn Academy of Mathematics, Science & Technology to attend the 2013 Inauguration of the President of United States in Washington, DC January 19-21, 2013	N/A	Public Charities or equivalents as defined in sections 501(C)(3)
Community Assessment Referral & Education - CARE	\$3,000 00	To support the CARE of Southeastern Michigan Restoration Project	N/A	Public Charities or equivalents as defined in sections 501(C)(3)
Community Health and Social Services, Inc	\$3,000 00	To support the CHASS Gala - Southwest Detroit on April 27, 2012	N/A	Public Charities or equivalents as defined in sections 501(C)(3)
Council of Michigan Foundations	\$35,000 00	Transforming Michigan Philanthropy Through Diversity & Inclusion Initiative (TMP)	N/A	Public Charities or equivalents as defined in sections 501(C)(3)
Covenant House Michigan	\$250 00	To support its Calling All Angels on November 2, 2012	N/A	Public Charities or equivalents as defined in sections 501(C)(3)
Covenant House Michigan	\$1,500 00	To support its 15th Anniversary, September 14, 2012	N/A	Public Charities or equivalents as defined in sections 501(C)(3)
Detroit Educational Television	\$475 00	To support its 11th Annual PBS Premiere Night, on Thursday, September 27, 2012	N/A	Public Charities or equivalents as defined in sections 501(C)(3)
Detroit Hispanic Development Corporation	\$3,000 00	To support its DHDC Partner's Breakfast on April 19, 2012	N/A	Public Charities or equivalents as defined in sections 501(C)(3)
Detroit Institute for Children	\$1,000 00	To support the Art Van Million Dollar Charity Challenge to support special needs children	N/A	Public Charities or equivalents as defined in sections 501(C)(3)
Detroit Institute for Children	\$1,000 00	To support the Summer Camp Program, July 30 - August 2, 2012	N/A	Public Charities or equivalents as defined in sections 501(C)(3)

**2012 President's Discretionary  
Grants Paid Listed by Grantee**

<u>Grantee</u>	<u>Paid</u>	<u>Description</u>	<u>Relationship to foundation manager or contributor</u>	<u>Foundation status of Recipient</u>
Detroit Parent Network	\$1,000 00	To support the Detroit 300 for the 2nd Annual City-wide Block Club Meeting on February 9, 2012	N/A	Public Charities or equivalents as defined in sections 501(C)(3)
Detroit School of the Arts	\$2,000 00	to support its Annual 2012 DSA Spring Gala & VIP Reception on May 18, 2012	N/A	Public Charities or equivalents as defined in sections 501(C)(3)
Detroit Symphony Orchestra Hall, Inc	\$3,000 00	To support youth attending the Classical Roots concert on March 16, 2012 in tribute to Dr. Arthur L. Johnson	N/A	Public Charities or equivalents as defined in sections 501(C)(3)
Detroit Urban League, Inc	\$1,500 00	To support its 33rd Annual Salute to Distinguished Warriors Dinner, March 22, 2012	N/A	Public Charities or equivalents as defined in sections 501(C)(3)
Don Bosco Hall	\$30,000 00	To support the Boys of Color Symposium on March 31, 2012	N/A	Public Charities or equivalents as defined in sections 501(C)(3)
Don Bosco Hall	\$1,000 00	For the Cody Rouge Community Action Alliance for their Inaugural Fundraiser, Cody Rouge Youth Leading by Example, April 30, 2012	N/A	Public Charities or equivalents as defined in sections 501(C)(3)
Don Bosco Hall	\$4,930 00	For financial support to Cody Rouge Community Action Alliance Community Meeting, March 22, 2012	N/A	Public Charities or equivalents as defined in sections 501(C)(3)
Don Bosco Hall	\$1,000 00	To support the 15th Annual Get Jazzy Evening on November 10, 2012	N/A	Public Charities or equivalents as defined in sections 501(C)(3)
Federation of Youth Services	\$225 00	To support the 2012 Annual Dinner Fundraiser, September 28, 2012	N/A	Public Charities or equivalents as defined in sections 501(C)(3)
Focus HOPE	\$10,000 00	To support the Eleanor M. Josaitis 'Light for HOPE' Community Service Tribute on March 10, 2012	N/A	Public Charities or equivalents as defined in sections 501(C)(3)
Focus HOPE	\$1,000 00	For financial support to its Focus HOPE Walk on October 14, 2012	N/A	Public Charities or equivalents as defined in sections 501(C)(3)
Franklin-Wright Settlements, Inc	\$1,000 00	To support its Spirit of Giving Gala, December 1, 2012	N/A	Public Charities or equivalents as defined in sections 501(C)(3)
Gesu Catholic School	\$250 00	To purchase a half page ad to support their 90th Anniversary	N/A	Public Charities or equivalents as defined in sections 501(C)(3)
Gompers Elementary School	\$20,000 00	Transition to New School year and Teacher Professional Development	N/A	Public Charities or equivalents as defined in sections 501(C)(3)
Latin Americans for Social and Economic Development, Inc	\$500 00	To support the 2012 Recognition Luncheon, May 1, 2012	N/A	Public Charities or equivalents as defined in sections 501(C)(3)
Latin Americans for Social and Economic Development, Inc	\$500 00	to support its 2012 Annual Holiday Drive	N/A	Public Charities or equivalents as defined in sections 501(C)(3)
Lighthouse of Oakland County, Inc	\$3,000 00	For financial support to Lighthouse of Oakland County 40th Anniversary, March 3, 2012	N/A	Public Charities or equivalents as defined in sections 501(C)(3)
Local Initiatives Support Corporation	\$28,600 00	Skillman Trustee & Staff Retreat, July 10 & 11, 2012	N/A	Public Charities or equivalents as defined in sections 501(C)(3)
Martin Luther King Jr. Senior High School Band	\$2,500 00	Financial Support to its trip to London England during 2012 Olympic Games	N/A	Public Charities or equivalents as defined in sections 501(C)(3)
Matrix Human Services	\$4,600 00	To support the Osborn Community Meeting on April 5, 2012	N/A	Public Charities or equivalents as defined in sections 501(C)(3)
Matrix Human Services	\$15,000 00	For financial support to its Regionerate Grant	N/A	Public Charities or equivalents as defined in sections 501(C)(3)
Mercy Education Project	\$2,500 00	To supports its Doorway to the Future Dinner on May 10, 2012	N/A	Public Charities or equivalents as defined in sections 501(C)(3)
Michigan Association for Evaluation	\$1,000 00	To support 10 scholarships at the Annual Conference on April 26, 2012	N/A	Public Charities or equivalents as defined in sections 501(C)(3)
Michigan College Access Network	\$1,000 00	To support its MCAN Conference, April 30, 2012	N/A	Public Charities or equivalents as defined in sections 501(C)(3)
Michigan Foundation for Education Leadership	\$500 00	To support the 2012 Governor's Education Summit on April 23, 2012	N/A	Public Charities or equivalents as defined in sections 501(C)(3)
Michigan Foundation for Education Leadership	\$500 00	For its 2013 Governor's Education Summit, April 22, 2013	N/A	Public Charities or equivalents as defined in sections 501(C)(3)
Michigan Youth Appreciation Foundation	\$2,500 00	To support the 30th Annual Metro Detroit Youth Day on July 11, 2012	N/A	Public Charities or equivalents as defined in sections 501(C)(3)
Michigan's Children	\$2,500 00	To support its Heroes at Sunrise, May 22, 2012	N/A	Public Charities or equivalents as defined in sections 501(C)(3)
Minerva Education and Development Foundation	\$150 00	To support the 20th Anniversary Celebration on March 25, 2012	N/A	Public Charities or equivalents as defined in sections 501(C)(3)
Mt. Olive Community Development Organization	\$500 00	1st Annual Black Tie Ball on January 27, 2012 to benefit the T. LAB Accelerated Learning Centers	N/A	Public Charities or equivalents as defined in sections 501(C)(3)

**2012 President's Discretionary  
Grants Paid Listed by Grantee**

<u>Grantee</u>	<u>Paid</u>	<u>Description</u>	<u>Relationship to foundation manager or contributor</u>	<u>Foundation status of Recipient</u>
Music Hall Center for the Performing Arts, Inc	\$2,500 00	To support the Fela! Gala on February 14, 2012 and outreach to neighborhood schools	N/A	Public Charities or equivalents as defined in sections 501(C)(3)
National Association of Black Accountants, Inc	\$1,000 00	Funding for Scholarships - 2012 NABA Detroit, July 8 - 13, 2012	N/A	Public Charities or equivalents as defined in sections 501(C)(3)
Neighborhood Legal Services, Inc	\$1,000 00	Financial fiduciary for the 'Detroit - Sporting a New Attitude', June 30, 2012	N/A	Public Charities or equivalents as defined in sections 501(C)(3)
Neighborhood Service Organization	\$300 00	To support the Harper - Gratiot Multi-Service Center 5th Annual Multi-Service Center Health and Resource Community Festival, August 4, 2012	N/A	Public Charities or equivalents as defined in sections 501(C)(3)
New Detroit, Inc	\$3,000 00	To support its 2012 Closing the Gap Dinner, June 19, 2012	N/A	Public Charities or equivalents as defined in sections 501(C)(3)
North End Youth Improvement Council	\$5,000 00	To support the Adopt-A-Child for Christmas Project on December 7, 2012	N/A	Public Charities or equivalents as defined in sections 501(C)(3)
Northeast Guidance Center	\$1,000 00	For financial support to its 'Kruise for Kids II, on August 16, 2012	N/A	Public Charities or equivalents as defined in sections 501(C)(3)
Northeast Guidance Center	\$500 00	Tor financial support to its 'Where are the Children Presentation', November 15, 2012	N/A	Public Charities or equivalents as defined in sections 501(C)(3)
Northend Christian Community Development Corporation	\$1,000 00	To supports its Global Youth Day Weekend on April 20-22, 2012	N/A	Public Charities or equivalents as defined in sections 501(C)(3)
Operation Graduation	\$25,000 00	Matching Grant Request	N/A	Public Charities or equivalents as defined in sections 501(C)(3)
Real Life 101 Scholarship Fund	\$1,500 00	To support its Real Life 101 Scholarship Fund 2012 Gala Awards Ceremony, June 9, 2012	N/A	Public Charities or equivalents as defined in sections 501(C)(3)
Riverbend Community Association	\$250 00	To support the 8th Annual Fundraiser Dinner Meeting, December 8, 2012	N/A	Public Charities or equivalents as defined in sections 501(C)(3)
School Community Health Alliance of Michigan (SCHA-MI)	\$500 00	To support its 3rd Annual Project Voice, May 11, 2012	N/A	Public Charities or equivalents as defined in sections 501(C)(3)
Second Ebenezer Church	\$500 00	To support the 15th Annual Citywide College Fair on February 4, 2012	N/A	Public Charities or equivalents as defined in sections 501(C)(3)
SER Metro Detroit-Jobs for Progress, Inc	\$850 00	To support its Annual Amigos de SER Business Recognition Luncheon, October 11, 2012	N/A	Public Charities or equivalents as defined in sections 501(C)(3)
Serendipity Collage and Potpourri	\$500 00	To support the 7th Annual SCP/UR Backpack Music Festival, August 4-5, 2012	N/A	Public Charities or equivalents as defined in sections 501(C)(3)
Southfield Community Foundation	\$1,500 00	To support the 2012 Youth Diversity Symposium, Millennials Leaving a Legacy on November 9, 2012		Public Charities or equivalents as defined in sections 501(C)(3)
The Foundation Center	\$15,000 00	2nd Payment of Philanthropy Insight		Public Charities or equivalents as defined in sections 501(C)(3)
The Michigan Womens Foundation	\$2,500 00	To support its 2012 MWF 25th Anniversary Celebration, March 26, 2012		Public Charities or equivalents as defined in sections 501(C)(3)
The Rhonda Walker Foundation	\$1,000 00	To support its Give and Get Fit Health Fair and Run/Walk, July 29, 2012		Public Charities or equivalents as defined in sections 501(C)(3)
The Tuskegee Armen National Historical Museum, Inc	\$1,000 00	To support the 27th Annual Salute Dinner on October 27, 2012		Public Charities or equivalents as defined in sections 501(C)(3)
Think Detroit Police Athletic League, Inc	\$1,000 00	To support the Think Detroit PAL Annual MVP Awards, February 16, 2012		Public Charities or equivalents as defined in sections 501(C)(3)
Triumph Missionary Baptist Church	\$1,000 00	To support the Triumph's Children Village @ KEM LIVE Mack & Third Project for the Homeless - August 26, 2012		Public Charities or equivalents as defined in sections 501(C)(3)
Unify Detroit Coalition	\$500 00	To support its Award of Excellence Ceremony / Fundraiser on June 22, 2012		Public Charities or equivalents as defined in sections 501(C)(3)
Vanguard Community Development Corporation	\$17,000 00	For direct services to strengthen the Executive Leadership		Public Charities or equivalents as defined in sections 501(C)(3)
Vanguard Community Development Corporation	\$4,000 00	For financial support to NEYIC Summer at Bennett Park, June 25th - August 17th, 2012		Public Charities or equivalents as defined in sections 501(C)(3)
Warren Conner Development Coalition	\$600 00	To support its 2012 Eastside Extravaganza, October 5, 2012		Public Charities or equivalents as defined in sections 501(C)(3)
Youth Development Commission	\$1,000 00	For financial support to College Prep International - Promoting Excellence Recognition and Scholarship Breakfast, May 19, 2012		Public Charities or equivalents as defined in sections 501(C)(3)
Youth Development Commission	\$5,000 00	For financial support to Brightmoor Alliance Community Giving		Public Charities or equivalents as defined in sections 501(C)(3)
Total President's Discretionary Grants	<u>\$350,000.00</u>			

THE SKILLMAN FOUNDATION (TAX I.D.#38-1675780)  
 FORM 990-PF - CALENDAR YEAR 2011  
 PART XV

2012 Special Grants Listed by Grantee

<u>Grantee</u>	<u>Paid</u>	<u>Description</u>	<u>Relationship to foundation manager or contributor</u>	<u>Foundation status of Recipient</u>
Coalition on Temporary Shelter	\$5,000	2012 Special Gift	N/A	Public Charities or equivalents as defined in sections 501(C)(3)
Community Foundation for Southeast Michigan	\$21,500	2012 Special Gift	N/A	Public Charities or equivalents as defined in sections 501(C)(3)
Cranbrook Educational Community	\$1,000	2012 Special Gift	N/A	Public Charities or equivalents as defined in sections 501(C)(3)
Cranbrook Educational Community	\$5,000	2012 Special Gift	N/A	Public Charities or equivalents as defined in sections 501(C)(3)
Friends for the Dearborn Animal Shelter	\$5,000	2012 Special Gift	N/A	Public Charities or equivalents as defined in sections 501(C)(3)
Gleaners Community Food Bank of Southeastern Michigan	\$5,500	2012 Special Gift	N/A	Public Charities or equivalents as defined in sections 501(C)(3)
Kettering University	\$5,000	2012 Special Gift	N/A	Public Charities or equivalents as defined in sections 501(C)(3)
Minerva Education and Development Foundation	\$5,000	2012 Special Gift	N/A	Public Charities or equivalents as defined in sections 501(C)(3)
Oakwood Healthcare Foundation	\$2,000	2012 Special Gift	N/A	Public Charities or equivalents as defined in sections 501(C)(3)
Regents of the University of Michigan	\$2,000	2012 Special Gift	N/A	Public Charities or equivalents as defined in sections 501(C)(3)
Regents of the University of Michigan	\$9,000	2012 Special Gift	N/A	Public Charities or equivalents as defined in sections 501(C)(3)
Regents of the University of Michigan	\$1,500	2012 Special Gift	N/A	Public Charities or equivalents as defined in sections 501(C)(3)
The Salvation Army	\$5,000	2012 Special Gift	N/A	Public Charities or equivalents as defined in sections 501(C)(3)
William Beaumont Hospital	\$14,000	2012 Special Gift	N/A	Public Charities or equivalents as defined in sections 501(C)(3)
William Beaumont Hospital	\$50,000	2012 Special Gift	N/A	Public Charities or equivalents as defined in sections 501(C)(3)
Total Special Grants	<u>136,500</u>			

**THE SKILLMAN FOUNDATION (TAX I.D.#38-1675780)**  
**FORM 990-PF - CALENDAR YEAR 2010**  
**PART XV**

**SCHEDULE OF UNPAID GRANTS**

**December 31, 2012**

<b><u>GRANTS AWARDED PAYABLE IN 2013 - 2017</u></b>	<b><u>2013</u></b>	<b><u>2014</u></b>	<b><u>2015</u></b>	<b><u>2016</u></b>	<b><u>2017</u></b>	<b><u>TOTAL</u></b>
Alternatives for Girls	80,000					80,000
Children's Defense Fund	65,000					65,000
Coleman A. Young Foundation	140,000	150,000	150,000	150,000		590,000
Council of Michigan Foundations (fellow)	150,000					150,000
Detroit Area Pre-College Engineering Program	150,000					150,000
Michigan Future, Inc	750,000					750,000
Regents of the University of Michigan	425,000					425,000
Root Cause Institute, Inc.	150,000					150,000
Southwest Housing Solutions Corporation	100,000					100,000
University Cultural Center Association (Midtown Detroit)	35,000	35,000				70,000
<b>TOTAL GRANTS AWARDED</b>	<b><u>2,045,000</u></b>	<b><u>185,000</u></b>	<b><u>150,000</u></b>	<b><u>150,000</u></b>	<b><u>-</u></b>	<b><u>2,530,000</u></b>

**The Skillman Foundation**

**EIN 38-1675780**

**Form 990-PF**

**Part VII-A, Line 12**

**Explanation:**

The Foundation made a few grants to donor-advised funds that were treated as qualifying distributions. The funds are used to benefit other public charities whose mission is consistent with that of the Foundation.

Form **8868**

(Rev. January 2013)

Department of the Treasury  
Internal Revenue Service**Application for Extension of Time To File an  
Exempt Organization Return**► **File a separate application for each return.**

OMB No. 1545-1709

- If you are filing for an **Automatic 3-Month Extension**, complete only **Part I** and check this box ☐
- If you are filing for an **Additional (Not Automatic) 3-Month Extension**, complete only **Part II** (on page 2 of this form).

**Do not complete Part II unless** you have already been granted an automatic 3-month extension on a previously filed Form 8868.

**Electronic filing (e-file).** You can electronically file Form 8868 if you need a 3-month automatic extension of time to file (6 months for a corporation required to file Form 990-T), or an additional (not automatic) 3-month extension of time. You can electronically file Form 8868 to request an extension of time to file any of the forms listed in Part I or Part II with the exception of Form 8870, Information Return for Transfers Associated With Certain Personal Benefit Contracts, which must be sent to the IRS in paper format (see instructions). For more details on the electronic filing of this form, visit [www.irs.gov/efile](http://www.irs.gov/efile) and click on *e-file for Charities & Nonprofits*.

**Part I Automatic 3-Month Extension of Time.** Only submit original (no copies needed).

A corporation required to file Form 990-T and requesting an automatic 6-month extension—check this box and complete Part I only ☐

*All other corporations (including 1120-C filers), partnerships, REMICs, and trusts must use Form 7004 to request an extension of time to file income tax returns.*

Type or print	Enter filer's identifying number, see instructions	
	Name of exempt organization or other filer, see instructions.	Employer identification number (EIN) or
Number, street, and room or suite no. If a P.O. box, see instructions.	Social security number (SSN)	
City, town or post office, state, and ZIP code. For a foreign address, see instructions.		

Enter the Return code for the return that this application is for (file a separate application for each return) ☐ ☐

Application Is For	Return Code	Application Is For	Return Code
Form 990 or Form 990-EZ	01	Form 990-T (corporation)	07
Form 990-BL	02	Form 1041-A	08
Form 4720 (individual)	03	Form 4720	09
Form 990-PF	04	Form 5227	10
Form 990-T (sec. 401(a) or 408(a) trust)	05	Form 6069	11
Form 990-T (trust other than above)	06	Form 8870	12

- The books are in the care of ► \_\_\_\_\_

Telephone No. ► \_\_\_\_\_ FAX No. ► \_\_\_\_\_

- If the organization does not have an office or place of business in the United States, check this box ☐
- If this is for a Group Return, enter the organization's four digit Group Exemption Number (GEN) \_\_\_\_\_. If this is for the whole group, check this box ☐. If it is for part of the group, check this box ☐ and attach a list with the names and EINs of all members the extension is for.

- 1 I request an automatic 3-month (6 months for a corporation required to file Form 990-T) extension of time until \_\_\_\_\_, 20\_\_\_\_, to file the exempt organization return for the organization named above. The extension is for the organization's return for:
- ☐ calendar year 20\_\_\_\_ or

► ☐ tax year beginning \_\_\_\_\_, 20\_\_\_\_, and ending \_\_\_\_\_, 20\_\_\_\_.

- 2 If the tax year entered in line 1 is for less than 12 months, check reason: ☐ Initial return ☐ Final return  
☐ Change in accounting period

3a If this application is for Form 990-BL, 990-PF, 990-T, 4720, or 6069, enter the tentative tax, less any nonrefundable credits. See instructions.	3a	\$
b If this application is for Form 990-PF, 990-T, 4720, or 6069, enter any refundable credits and estimated tax payments made. Include any prior year overpayment allowed as a credit.	3b	\$
c <b>Balance due.</b> Subtract line 3b from line 3a. Include your payment with this form, if required, by using EFTPS (Electronic Federal Tax Payment System). See instructions.	3c	\$

**Caution.** If you are going to make an electronic fund withdrawal with this Form 8868, see Form 8453-EO and Form 8879-EO for payment instructions.

For Privacy Act and Paperwork Reduction Act Notice, see instructions.

Cat No 27916D

Form **8868** (Rev. 1-2013)



- If you are filing for an **Additional (Not Automatic) 3-Month Extension**, complete only Part II and check this box ☒ **Note.** Only complete Part II if you have already been granted an automatic 3-month extension on a previously filed Form 8868.
- If you are filing for an **Automatic 3-Month Extension**, complete only Part I (on page 1).

**Part II Additional (Not Automatic) 3-Month Extension of Time.** Only file the original (no copies needed).

<b>Type or print</b>  File by the due date for filing your return. See instructions.	Enter filer's identifying number, see instructions	
	Name of exempt organization or other filer, see instructions.	Employer identification number (EIN) or
	<b>The Skillman Foundation</b>	<b>38-1675780</b>
	Number, street, and room or suite no. If a P.O. box, see instructions.	Social security number (SSN)
	<b>100 Talon Centre Dr., Suite 100</b>	
	City, town or post office, state, and ZIP code. For a foreign address, see instructions.	
	<b>Detroit, MI 48207</b>	

Enter the Return code for the return that this application is for (file a separate application for each return)

04

Application Is For	Return Code	Application Is For	Return Code
Form 990 or Form 990-EZ	01		
Form 990-BL	02	Form 1041-A	08
Form 4720 (individual)	03	Form 4720	09
Form 990-PF	04	Form 5227	10
Form 990-T (sec. 401(a) or 408(a) trust)	05	Form 6069	11
Form 990-T (trust other than above)	06	Form 8870	12

**STOP! Do not complete Part II if you were not already granted an automatic 3-month extension on a previously filed Form 8868.**

- The books are in the care of ► **Danielle Olekszyk, Vice President, Operations & CFO**  
Telephone No. ► **313-393-1185** FAX No. ► **313-393-1187**
- If the organization does not have an office or place of business in the United States, check this box ☐
- If this is for a Group Return, enter the organization's four digit Group Exemption Number (GEN) . . . . . If this is for the whole group, check this box ☐ . . . . . If it is for part of the group, check this box ☐ and attach a list with the names and EINs of all members the extension is for.

- 4 I request an additional 3-month extension of time until November 15, 20 13.
- 5 For calendar year 12, or other tax year beginning 20, and ending 20.
- 6 If the tax year entered in line 5 is for less than 12 months, check reason: ☐ Initial return ☐ Final return  
☐ Change in accounting period
- 7 State in detail why you need the extension Taxpayer needs additional time to gather all relevant documents to submit accurate and complete tax return. Have not received all K-1 statements.

<b>8a</b> If this application is for Form 990-BL, 990-PF, 990-T, 4720, or 6069, enter the tentative tax, less any nonrefundable credits. See instructions.	<b>8a</b>	\$	<b>403,693</b>
<b>b</b> If this application is for Form 990-PF, 990-T, 4720, or 6069, enter any refundable credits and estimated tax payments made. Include any prior year overpayment allowed as a credit and any amount paid previously with Form 8868.	<b>8b</b>	\$	<b>658,875</b>
<b>c</b> <b>Balance due.</b> Subtract line 8b from line 8a. Include your payment with this form, if required, by using EFTPS (Electronic Federal Tax Payment System). See instructions.	<b>8c</b>	\$	<b>0</b>

**Signature and Verification must be completed for Part II only.**

Under penalties of perjury, I declare that I have examined this form, including accompanying schedules and statements, and to the best of my knowledge and belief, it is true, correct, and complete, and that I am authorized to prepare this form.

Signature ► Danielle Olekszyk Title ► VP Operations & CFO Date ► 8-6-13

Form **8868**

(Rev. January 2013)

Department of the Treasury  
Internal Revenue Service**Application for Extension of Time To File an  
Exempt Organization Return**► **File a separate application for each return.**

OMB No. 1545-1709

- If you are filing for an **Automatic 3-Month Extension**, complete only **Part I** and check this box ☒ ►
- If you are filing for an **Additional (Not Automatic) 3-Month Extension**, complete only **Part II** (on page 2 of this form).

**Do not complete Part II unless** you have already been granted an automatic 3-month extension on a previously filed Form 8868.

**Electronic filing (e-file).** You can electronically file Form 8868 if you need a 3-month automatic extension of time to file (6 months for a corporation required to file Form 990-T), or an additional (not automatic) 3-month extension of time. You can electronically file Form 8868 to request an extension of time to file any of the forms listed in Part I or Part II with the exception of Form 8870, Information Return for Transfers Associated With Certain Personal Benefit Contracts, which must be sent to the IRS in paper format (see instructions). For more details on the electronic filing of this form, visit [www.irs.gov/efile](http://www.irs.gov/efile) and click on *e-file for Charities & Nonprofits*.

**Part I Automatic 3-Month Extension of Time.** Only submit original (no copies needed).A corporation required to file Form 990-T and requesting an automatic 6-month extension—check this box and complete Part I only ☐ ►

All other corporations (including 1120-C filers), partnerships, REMICs, and trusts must use Form 7004 to request an extension of time to file income tax returns.

Type or print	Name of exempt organization or other filer, see instructions.	Enter filer's identifying number, see instructions
File by the due date for filing your return. See instructions.	<b>The Skillman Foundation</b>	Employer identification number (EIN) or <b>38-1675780</b>
	Number, street, and room or suite no. If a P.O. box, see instructions.	Social security number (SSN)
	<b>100 Talon Centre Dr., Suite 100</b>	
	City, town or post office, state, and ZIP code. For a foreign address, see instructions.	
	<b>Detroit, MI 48207</b>	

Enter the Return code for the return that this application is for (file a separate application for each return)

**0 4**

Application Is For	Return Code	Application Is For	Return Code
Form 990 or Form 990-EZ	01	Form 990-T (corporation)	07
Form 990-BL	02	Form 1041-A	08
Form 4720 (Individual)	03	Form 4720	09
Form 990-PF	04	Form 5227	10
Form 990-T (sec. 401(a) or 408(a) trust)	05	Form 6069	11
Form 990-T (trust other than above)	06	Form 8870	12

- The books are in the care of ► **Danielle Olekszyk, Vice President, Operations & CFO**

Telephone No. ► **313-393-1185** FAX No. ► **313-393-1187**

- If the organization does not have an office or place of business in the United States, check this box ☐ ►
- If this is for a Group Return, enter the organization's four digit Group Exemption Number (GEN) . . . . . If this is for the whole group, check this box ☐ . If it is for part of the group, check this box ☐ and attach a list with the names and EINs of all members the extension is for.

- 1 I request an automatic 3-month (6 months for a corporation required to file Form 990-T) extension of time until **August 15**, 20 **13**, to file the exempt organization return for the organization named above. The extension is for the organization's return for:
- ☒ calendar year 20 **12** or

► ☐ tax year beginning \_\_\_\_\_, 20 \_\_\_\_\_, and ending \_\_\_\_\_, 20 \_\_\_\_\_.

- 2 If the tax year entered in line 1 is for less than 12 months, check reason: ☐ Initial return ☐ Final return
- ☐ Change in accounting period

<b>3a</b> If this application is for Form 990-BL, 990-PF, 990-T, 4720, or 6069, enter the tentative tax, less any nonrefundable credits. See instructions.	<b>3a</b>	\$	<b>403,693</b>
<b>b</b> If this application is for Form 990-PF, 990-T, 4720, or 6069, enter any refundable credits and estimated tax payments made. Include any prior year overpayment allowed as a credit.	<b>3b</b>	\$	<b>658,875</b>
<b>c</b> <b>Balance due.</b> Subtract line 3b from line 3a. Include your payment with this form, if required, by using EFTPS (Electronic Federal Tax Payment System). See instructions.	<b>3c</b>	\$	<b>0</b>

**Caution.** If you are going to make an electronic fund withdrawal with this Form 8868, see Form 8453-EO and Form 8879-EO for payment instructions.

For Privacy Act and Paperwork Reduction Act Notice, see instructions.

Cat No. 27916D

Form **8868** (Rev. 1-2013)

- If you are filing for an **Additional (Not Automatic) 3-Month Extension**, complete only **Part II** and check this box ☐ **Note.** Only complete Part II if you have already been granted an automatic 3-month extension on a previously filed Form 8868.
- If you are filing for an **Automatic 3-Month Extension**, complete only **Part I** (on page 1).

**Part II Additional (Not Automatic) 3-Month Extension of Time.** Only file the original (no copies needed).

<b>Type or print</b>  File by the due date for filing your return. See instructions.	Name of exempt organization or other filer, see instructions.	Enter filer's identifying number, see instructions Employer identification number (EIN) or
	Number, street, and room or suite no. If a P.O. box, see instructions.	Social security number (SSN)
	City, town or post office, state, and ZIP code. For a foreign address, see instructions.	

Enter the Return code for the return that this application is for (file a separate application for each return) ☐ ☐

Application Is For	Return Code	Application Is For	Return Code
Form 990 or Form 990-EZ	01		
Form 990-BL	02	Form 1041-A	08
Form 4720 (individual)	03	Form 4720	09
Form 990-PF	04	Form 5227	10
Form 990-T (sec. 401(a) or 408(a) trust)	05	Form 6069	11
Form 990-T (trust other than above)	06	Form 8870	12

**STOP! Do not complete Part II if you were not already granted an automatic 3-month extension on a previously filed Form 8868.**

- The books are in the care of ☐ Telephone No. ☐ FAX No. ☐
- If the organization does not have an office or place of business in the United States, check this box ☐
- If this is for a Group Return, enter the organization's four digit Group Exemption Number (GEN) ☐. If this is for the whole group, check this box ☐. If it is for part of the group, check this box ☐ and attach a list with the names and EINs of all members the extension is for.

- I request an additional 3-month extension of time until \_\_\_\_\_, 20\_\_\_\_.
- For calendar year \_\_\_\_\_, or other tax year beginning \_\_\_\_\_, 20\_\_\_\_, and ending \_\_\_\_\_, 20\_\_\_\_.
- If the tax year entered in line 5 is for less than 12 months, check reason: ☐ Initial return ☐ Final return  
☐ Change in accounting period
- State in detail why you need the extension \_\_\_\_\_

<b>8a</b> If this application is for Form 990-BL, 990-PF, 990-T, 4720, or 6069, enter the tentative tax, less any nonrefundable credits. See instructions.	<b>8a</b>	\$
<b>b</b> If this application is for Form 990-PF, 990-T, 4720, or 6069, enter any refundable credits and estimated tax payments made. Include any prior year overpayment allowed as a credit and any amount paid previously with Form 8868.	<b>8b</b>	\$
<b>c</b> <b>Balance due.</b> Subtract line 8b from line 8a. Include your payment with this form, if required, by using EFTPS (Electronic Federal Tax Payment System). See instructions.	<b>8c</b>	\$

**Signature and Verification must be completed for Part II only.**

Under penalties of perjury, I declare that I have examined this form, including accompanying schedules and statements, and to the best of my knowledge and belief, it is true, correct, and complete, and that I am authorized to prepare this form.

Signature Darrell Deekun Title VP Operations & CFO Date 5-9-13