



See a Social Security Number? Say Something!
Report Privacy Problems to <https://public.resource.org/privacy>
Or call the IRS Identity Theft Hotline at 1-800-908-4490



Return of Private Foundation
or Section 4947(a)(1) Nonexempt Charitable Trust
Treated as a Private Foundation

Note. The foundation may be able to use a copy of this return to satisfy state reporting requirements.

2012

Open to public inspection

For calendar year 2012 or tax year beginning

, and ending

Name of foundation WESTLAKE HEALTH FOUNDATION		A Employer identification number 36-3104071
Number and street (or P.O. box number if mail is not delivered to street address) ONE LINCOLN CENTER/18 W. 140 BUTTERFIELD	Room/suite 1660	B Telephone number 630-495-3800
City or town, state, and ZIP code OAKBROOK TERRACE, IL 60181		C If exemption application is pending, check here <input type="checkbox"/>
G Check all that apply: <input type="checkbox"/> Initial return <input type="checkbox"/> Final return <input type="checkbox"/> Address change <input type="checkbox"/> Initial return of a former public charity <input type="checkbox"/> Amended return <input type="checkbox"/> Name change		D 1. Foreign organizations, check here <input type="checkbox"/> 2. Foreign organizations meeting the 85% test, check here and attach computation <input type="checkbox"/>
H Check type of organization: <input checked="" type="checkbox"/> Section 501(c)(3) exempt private foundation <input type="checkbox"/> Section 4947(a)(1) nonexempt charitable trust <input type="checkbox"/> Other taxable private foundation		E If private foundation status was terminated under section 507(b)(1)(A), check here <input type="checkbox"/>
I Fair market value of all assets at end of year (from Part II, col (c), line 16) \$ 103,730,914.	J Accounting method: <input type="checkbox"/> Cash <input checked="" type="checkbox"/> Accrual <input type="checkbox"/> Other (specify) _____	F If the foundation is in a 60-month termination under section 507(b)(1)(B), check here <input type="checkbox"/>

Part I Analysis of Revenue and Expenses (The total of amounts in columns (b), (c), and (d) may not necessarily equal the amounts in column (a).)		(a) Revenue and expenses per books	(b) Net investment income	(c) Adjusted net income	(d) Disbursements for charitable purposes (cash basis only)
1 Contributions, gifts, grants, etc., received				N/A	
2 Check <input checked="" type="checkbox"/> if the foundation is not required to attach Sch. B					
3 Interest on savings and temporary cash investments		66.	66.		STATEMENT 1
4 Dividends and interest from securities		2,843,002.	2,843,002.		STATEMENT 2
5a Gross rents					
b Net rental income or (loss)					
6a Net gain or (loss) from sale of assets not on line 10		2,922,686.			
b Gross sales price for all assets on line 6a 27,299,221.					
7 Capital gain net income (from Part IV, line 2)			2,922,686.		
8 Net short-term capital gain					
9 Income modifications					
10a Gross sales less returns and allowances					
b Less Cost of goods sold					
c Gross profit or (loss)					
11 Other income		194.	194.		STATEMENT 3
12 Total. Add lines 1 through 11		5,765,948.	5,765,948.		
13 Compensation of officers, directors, trustees, etc		313,675.	31,368.		282,307.
14 Other employee salaries and wages		112,126.	11,213.		100,913.
15 Pension plans, employee benefits		96,194.	9,619.		86,575.
16a Legal fees					
b Accounting fees STMT 4		17,000.	13,600.		3,400.
c Other professional fees STMT 5		502,850.	501,337.		1,513.
17 Interest					
18 Taxes STMT 6		136,896.	2,618.		23,565.
19 Depreciation and depletion					
20 Occupancy		89,848.	8,985.		80,863.
21 Travel, conferences, and meetings		30,148.	3,015.		27,133.
22 Printing and publications		1,411.	141.		1,270.
23 Other expenses STMT 7		13,311.	1,331.		11,980.
24 Total operating and administrative expenses. Add lines 13 through 23		1,313,459.	583,227.		619,519.
25 Contributions, gifts, grants paid		5,778,186.			4,303,044.
26 Total expenses and disbursements. Add lines 24 and 25		7,091,645.	583,227.		4,922,563.
27 Subtract line 26 from line 12:					
a Excess of revenue over expenses and disbursements		-1,325,697.			
b Net investment income (if negative, enter -0-)			5,182,721.		
c Adjusted net income (if negative, enter -0-)				N/A	

614

23

Part II Balance Sheets		Attached schedules and amounts in the description column should be for end-of-year amounts only		Beginning of year	End of year	
				(a) Book Value	(b) Book Value	(c) Fair Market Value
Assets	1	Cash - non-interest-bearing				
	2	Savings and temporary cash investments		623,635.	426,258.	426,258.
	3	Accounts receivable ▶				
		Less: allowance for doubtful accounts ▶				
	4	Pledges receivable ▶				
		Less: allowance for doubtful accounts ▶				
	5	Grants receivable				
	6	Receivables due from officers, directors, trustees, and other disqualified persons				
	7	Other notes and loans receivable ▶				
		Less: allowance for doubtful accounts ▶				
	8	Inventories for sale or use				
	9	Prepaid expenses and deferred charges		9,399.		
	10a	Investments - U.S. and state government obligations				
	b	Investments - corporate stock	STMT 9	52,093,108.	45,756,429.	45,756,429.
	c	Investments - corporate bonds	STMT 10	15,790,589.	19,334,580.	19,334,580.
11	Investments - land, buildings, and equipment basis ▶					
	Less: accumulated depreciation ▶					
12	Investments - mortgage loans					
13	Investments - other	STMT 11	29,050,405.	38,195,772.	38,195,772.	
14	Land, buildings, and equipment: basis ▶					
	Less: accumulated depreciation ▶					
15	Other assets (describe ▶ ART)		17,875.	17,875.	17,875.	
16	Total assets (to be completed by all filers)		97,585,011.	103,730,914.	103,730,914.	
Liabilities	17	Accounts payable and accrued expenses		157,631.	187,289.	
	18	Grants payable		2,896,968.	4,372,109.	
	19	Deferred revenue				
	20	Loans from officers, directors, trustees, and other disqualified persons				
	21	Mortgages and other notes payable				
	22	Other liabilities (describe ▶ STATEMENT 12)		81,548.	159,809.	
23	Total liabilities (add lines 17 through 22)		3,136,147.	4,719,207.		
Net Assets or Fund Balances	Foundations that follow SFAS 117, check here ▶ <input checked="" type="checkbox"/> and complete lines 24 through 26 and lines 30 and 31.					
	24	Unrestricted		94,448,864.	99,011,707.	
	25	Temporarily restricted				
	26	Permanently restricted				
	Foundations that do not follow SFAS 117, check here ▶ <input type="checkbox"/> and complete lines 27 through 31.					
	27	Capital stock, trust principal, or current funds				
	28	Paid-in or capital surplus, or land, bldg., and equipment fund				
	29	Retained earnings, accumulated income, endowment, or other funds				
30	Total net assets or fund balances		94,448,864.	99,011,707.		
31	Total liabilities and net assets/fund balances		97,585,011.	103,730,914.		

Part III Analysis of Changes in Net Assets or Fund Balances

1	Total net assets or fund balances at beginning of year - Part II, column (a), line 30 (must agree with end-of-year figure reported on prior year's return)	1	94,448,864.
2	Enter amount from Part I, line 27a	2	-1,325,697.
3	Other increases not included in line 2 (itemize) ▶ SEE STATEMENT 8	3	5,888,540.
4	Add lines 1, 2, and 3	4	99,011,707.
5	Decreases not included in line 2 (itemize) ▶	5	0.
6	Total net assets or fund balances at end of year (line 4 minus line 5) - Part II, column (b), line 30	6	99,011,707.

Part IV Capital Gains and Losses for Tax on Investment Income

(a) List and describe the kind(s) of property sold (e.g., real estate, 2-story brick warehouse; or common stock, 200 shs. MLC Co.)		(b) How acquired P - Purchase D - Donation	(c) Date acquired (mo., day, yr.)	(d) Date sold (mo., day, yr.)
1a SEE ATTACHED		P		
b				
c				
d				
e				
(e) Gross sales price	(f) Depreciation allowed (or allowable)	(g) Cost or other basis plus expense of sale	(h) Gain or (loss) (e) plus (f) minus (g)	
a 27,299,221.		24,376,535.	2,922,686.	
b				
c				
d				
e				
Complete only for assets showing gain in column (h) and owned by the foundation on 12/31/69			(i) Gains (Col. (h) gain minus col. (k), but not less than -0-) or Losses (from col. (h))	
(i) F.M.V. as of 12/31/69	(j) Adjusted basis as of 12/31/69	(k) Excess of col. (i) over col. (j), if any		
a			2,922,686.	
b				
c				
d				
e				
2 Capital gain net income or (net capital loss)		{ If gain, also enter in Part I, line 7 If (loss), enter -0- in Part I, line 7	2	2,922,686.
3 Net short-term capital gain or (loss) as defined in sections 1222(5) and (6): If gain, also enter in Part I, line 8, column (c). If (loss), enter -0- in Part I, line 8			3	N/A

Part V Qualification Under Section 4940(e) for Reduced Tax on Net Investment Income

(For optional use by domestic private foundations subject to the section 4940(a) tax on net investment income.)

If section 4940(d)(2) applies, leave this part blank.

Was the foundation liable for the section 4942 tax on the distributable amount of any year in the base period?

☐ Yes ☒ No

If "Yes," the foundation does not qualify under section 4940(e). Do not complete this part.

1 Enter the appropriate amount in each column for each year; see the instructions before making any entries.

(a) Base period years Calendar year (or tax year beginning in)	(b) Adjusted qualifying distributions	(c) Net value of noncharitable-use assets	(d) Distribution ratio (col. (b) divided by col. (c))
2011	4,626,846.	101,077,374.	.045775
2010	4,388,108.	95,018,323.	.046182
2009	2,279,538.	83,433,965.	.027321
2008	6,012,111.	99,334,244.	.060524
2007	4,824,119.	111,781,625.	.043157
2 Total of line 1, column (d)			2 .222959
3 Average distribution ratio for the 5-year base period - divide the total on line 2 by 5, or by the number of years the foundation has been in existence if less than 5 years			3 .044592
4 Enter the net value of noncharitable-use assets for 2012 from Part X, line 5			4 100,581,603.
5 Multiply line 4 by line 3			5 4,485,135.
6 Enter 1% of net investment income (1% of Part I, line 27b)			6 51,827.
7 Add lines 5 and 6			7 4,536,962.
8 Enter qualifying distributions from Part XII, line 4			8 4,922,563.

If line 8 is equal to or greater than line 7, check the box in Part VI, line 1b, and complete that part using a 1% tax rate. See the Part VI instructions.

Part VI Excise Tax Based on Investment Income (Section 4940(a), 4940(b), 4940(e), or 4948 - see instructions)

1a Exempt operating foundations described in section 4940(d)(2), check here <input type="checkbox"/> and enter "N/A" on line 1. Date of ruling or determination letter: _____ (attach copy of letter if necessary-see instructions)			
b Domestic foundations that meet the section 4940(e) requirements in Part V, check here <input checked="" type="checkbox"/> and enter 1% of Part I, line 27b		1	51,827.
c All other domestic foundations enter 2% of line 27b. Exempt foreign organizations enter 4% of Part I, line 12, col. (b).			
2 Tax under section 511 (domestic section 4947(a)(1) trusts and taxable foundations only. Others enter -0-)		2	0.
3 Add lines 1 and 2		3	51,827.
4 Subtitle A (income) tax (domestic section 4947(a)(1) trusts and taxable foundations only. Others enter -0-)		4	0.
5 Tax based on investment income. Subtract line 4 from line 3. If zero or less, enter -0-		5	51,827.
6 Credits/Payments:			
a 2012 estimated tax payments and 2011 overpayment credited to 2012	6a	51,274.	
b Exempt foreign organizations - tax withheld at source	6b		
c Tax paid with application for extension of time to file (Form 8868)	6c		
d Backup withholding erroneously withheld	6d		
7 Total credits and payments. Add lines 6a through 6d	7	51,274.	
8 Enter any penalty for underpayment of estimated tax. Check here <input checked="" type="checkbox"/> if Form 2220 is attached	8	154.	
9 Tax due. If the total of lines 5 and 8 is more than line 7, enter amount owed	9	707.	
10 Overpayment. If line 7 is more than the total of lines 5 and 8, enter the amount overpaid	10		
11 Enter the amount of line 10 to be: Credited to 2013 estimated tax <input type="checkbox"/> Refunded <input checked="" type="checkbox"/>	11		

Part VII-A Statements Regarding Activities

	Yes	No
1a During the tax year, did the foundation attempt to influence any national, state, or local legislation or did it participate or intervene in any political campaign?		X
1b Did it spend more than \$100 during the year (either directly or indirectly) for political purposes (see instructions for definition)? If the answer is "Yes" to 1a or 1b, attach a detailed description of the activities and copies of any materials published or distributed by the foundation in connection with the activities		X
1c Did the foundation file Form 1120-POL for this year?		X
d Enter the amount (if any) of tax on political expenditures (section 4955) imposed during the year: (1) On the foundation. ► \$ 0. (2) On foundation managers. ► \$ 0.		
e Enter the reimbursement (if any) paid by the foundation during the year for political expenditure tax imposed on foundation managers. ► \$ 0.		
2 Has the foundation engaged in any activities that have not previously been reported to the IRS? If "Yes," attach a detailed description of the activities.		X
3 Has the foundation made any changes, not previously reported to the IRS, in its governing instrument, articles of incorporation, or bylaws, or other similar instruments? If "Yes," attach a conformed copy of the changes		X
4a Did the foundation have unrelated business gross income of \$1,000 or more during the year?		X
b If "Yes," has it filed a tax return on Form 990-T for this year?		
5 Was there a liquidation, termination, dissolution, or substantial contraction during the year? If "Yes," attach the statement required by General Instruction T		X
6 Are the requirements of section 508(e) (relating to sections 4941 through 4945) satisfied either: • By language in the governing instrument, or • By state legislation that effectively amends the governing instrument so that no mandatory directions that conflict with the state law remain in the governing instrument?	X	
7 Did the foundation have at least \$5,000 in assets at any time during the year? If "Yes," complete Part II, col. (c), and Part XV.	X	
8a Enter the states to which the foundation reports or with which it is registered (see instructions) ► IL		
b If the answer is "Yes" to line 7, has the foundation furnished a copy of Form 990-PF to the Attorney General (or designate) of each state as required by General Instruction G? If "No," attach explanation	X	
9 Is the foundation claiming status as a private operating foundation within the meaning of section 4942(j)(3) or 4942(j)(5) for calendar year 2012 or the taxable year beginning in 2012 (see instructions for Part XIV)? If "Yes," complete Part XIV		X
10 Did any persons become substantial contributors during the tax year? If "Yes," attach a schedule listing their names and addresses		X

N/A

Part VII-A Statements Regarding Activities (continued)

11	At any time during the year, did the foundation, directly or indirectly, own a controlled entity within the meaning of section 512(b)(13)? If "Yes," attach schedule (see instructions)	11		X
12	Did the foundation make a distribution to a donor advised fund over which the foundation or a disqualified person had advisory privileges? If "Yes," attach statement (see instructions)	12		X
13	Did the foundation comply with the public inspection requirements for its annual returns and exemption application? Website address ► N/A	13	X	
14	The books are in care of ► TONY RUZICKA Telephone no. ► 847-446-6400 Located at ► 333 SKOKIE BOULEVARD, NORTHBROOK, IL ZIP+4 ► 60062			
15	Section 4947(a)(1) nonexempt charitable trusts filing Form 990-PF in lieu of Form 1041 - Check here and enter the amount of tax-exempt interest received or accrued during the year	15	N/A	
16	At any time during calendar year 2012, did the foundation have an interest in or a signature or other authority over a bank, securities, or other financial account in a foreign country? See the instructions for exceptions and filing requirements for Form TD F 90-22.1. If "Yes," enter the name of the foreign country ►	16	Yes	No X

Part VII-B Statements Regarding Activities for Which Form 4720 May Be Required

File Form 4720 if any item is checked in the "Yes" column, unless an exception applies.

	Yes	No
1a During the year did the foundation (either directly or indirectly):		
(1) Engage in the sale or exchange, or leasing of property with a disqualified person?	<input type="checkbox"/> Yes <input checked="" type="checkbox"/> No	
(2) Borrow money from, lend money to, or otherwise extend credit to (or accept it from) a disqualified person?	<input type="checkbox"/> Yes <input checked="" type="checkbox"/> No	
(3) Furnish goods, services, or facilities to (or accept them from) a disqualified person?	<input type="checkbox"/> Yes <input checked="" type="checkbox"/> No	
(4) Pay compensation to, or pay or reimburse the expenses of, a disqualified person?	<input type="checkbox"/> Yes <input checked="" type="checkbox"/> No	
(5) Transfer any income or assets to a disqualified person (or make any of either available for the benefit or use of a disqualified person)?	<input type="checkbox"/> Yes <input checked="" type="checkbox"/> No	
(6) Agree to pay money or property to a government official? (Exception Check "No" if the foundation agreed to make a grant to or to employ the official for a period after termination of government service, if terminating within 90 days.)	<input type="checkbox"/> Yes <input checked="" type="checkbox"/> No	
b If any answer is "Yes" to 1a(1)-(6), did any of the acts fail to qualify under the exceptions described in Regulations section 53.4941(d)-3 or in a current notice regarding disaster assistance (see instructions)? Organizations relying on a current notice regarding disaster assistance check here	N/A	1b
c Did the foundation engage in a prior year in any of the acts described in 1a, other than excepted acts, that were not corrected before the first day of the tax year beginning in 2012?		1c X
2 Taxes on failure to distribute income (section 4942) (does not apply for years the foundation was a private operating foundation defined in section 4942(j)(3) or 4942(j)(5)):		
a At the end of tax year 2012, did the foundation have any undistributed income (lines 6d and 6e, Part XIII) for tax year(s) beginning before 2012? If "Yes," list the years ►	<input type="checkbox"/> Yes <input checked="" type="checkbox"/> No	
b Are there any years listed in 2a for which the foundation is not applying the provisions of section 4942(a)(2) (relating to incorrect valuation of assets) to the year's undistributed income? (If applying section 4942(a)(2) to all years listed, answer "No" and attach statement - see instructions.)	N/A	2b
c If the provisions of section 4942(a)(2) are being applied to any of the years listed in 2a, list the years here. ►		
3a Did the foundation hold more than a 2% direct or indirect interest in any business enterprise at any time during the year?	<input type="checkbox"/> Yes <input checked="" type="checkbox"/> No	
b If "Yes," did it have excess business holdings in 2012 as a result of (1) any purchase by the foundation or disqualified persons after May 26, 1969; (2) the lapse of the 5-year period (or longer period approved by the Commissioner under section 4943(c)(7)) to dispose of holdings acquired by gift or bequest; or (3) the lapse of the 10-, 15-, or 20-year first phase holding period? (Use Schedule C, Form 4720, to determine if the foundation had excess business holdings in 2012.)	N/A	3b
4a Did the foundation invest during the year any amount in a manner that would jeopardize its charitable purposes?		4a X
b Did the foundation make any investment in a prior year (but after December 31, 1969) that could jeopardize its charitable purpose that had not been removed from jeopardy before the first day of the tax year beginning in 2012?		4b X

Form 990-PF (2012)

Part VII-B Statements Regarding Activities for Which Form 4720 May Be Required (continued)

5a During the year did the foundation pay or incur any amount to:

(1) Carry on propaganda, or otherwise attempt to influence legislation (section 4945(e))?

☐ Yes ☒ No

(2) Influence the outcome of any specific public election (see section 4955); or to carry on, directly or indirectly, any voter registration drive?

☐ Yes ☒ No

(3) Provide a grant to an individual for travel, study, or other similar purposes?

☐ Yes ☒ No

(4) Provide a grant to an organization other than a charitable, etc., organization described in section 509(a)(1), (2), or (3), or section 4940(d)(2)?

☐ Yes ☒ No

(5) Provide for any purpose other than religious, charitable, scientific, literary, or educational purposes, or for the prevention of cruelty to children or animals?

☐ Yes ☒ No

b If any answer is "Yes" to 5a(1)-(5), did any of the transactions fail to qualify under the exceptions described in Regulations section 53.4945 or in a current notice regarding disaster assistance (see instructions)?

N/A

5b

Organizations relying on a current notice regarding disaster assistance check here

☒

c If the answer is "Yes" to question 5a(4), does the foundation claim exemption from the tax because it maintained expenditure responsibility for the grant?

N/A

☐ Yes ☐ No

If "Yes," attach the statement required by Regulations section 53.4945-5(d)

6a Did the foundation, during the year, receive any funds, directly or indirectly, to pay premiums on a personal benefit contract?

☐ Yes ☒ No

b Did the foundation, during the year, pay premiums, directly or indirectly, on a personal benefit contract?

6b

X

If "Yes" to 6b, file Form 8870

7a At any time during the tax year, was the foundation a party to a prohibited tax shelter transaction?

☐ Yes ☒ No

b If "Yes," did the foundation receive any proceeds or have any net income attributable to the transaction?

N/A

7b

Part VIII Information About Officers, Directors, Trustees, Foundation Managers, Highly Paid Employees, and Contractors

1 List all officers, directors, trustees, foundation managers and their compensation.

(a) Name and address	(b) Title, and average hours per week devoted to position	(c) Compensation (If not paid, enter -0-)	(d) Contributions to employee benefit plans and deferred compensation	(e) Expense account, other allowances
SEE STATEMENT 13		313,675.	0.	21,600.

2 Compensation of five highest-paid employees (other than those included on line 1). If none, enter "NONE."

(a) Name and address of each employee paid more than \$50,000	(b) Title, and average hours per week devoted to position	(c) Compensation	(d) Contributions to employee benefit plans and deferred compensation	(e) Expense account, other allowances
ROSA WESOLEK	ASST TO PRES.			
	40.00	112,125.	0.	0.

Total number of other employees paid over \$50,000

0

Form 990-PF (2012)

Part VIII**Information About Officers, Directors, Trustees, Foundation Managers, Highly Paid Employees, and Contractors** (continued)**3 Five highest-paid independent contractors for professional services. If none, enter "NONE."**

(a) Name and address of each person paid more than \$50,000	(b) Type of service	(c) Compensation
EAGLE CAPITAL MANAGEMENT 499 PARK AVE., NEW YORK, NY 10022	INVESTMENT COUNSEL	105,942.
STRALEM & COMPANY 645 MADISON AVE., NEW YORK, NY 10022	INVESTMENT COUNSEL	92,666.
ELWOOD ASSOCIATES 104 S. MICHIGAN AVE., CHICAGO, IL 60603	INVESTMENT COUNSEL	80,926.
PINNACLE PO BOX 27780, NEW YORK, NY 10087	INVESTMENT COUNSEL	54,797.
WELLINGTON TRUST PO BOX 13766, NEWARK, NJ 07188	INVESTMENT COUNSEL	51,123.
Total number of others receiving over \$50,000 for professional services		1

Part IX-A Summary of Direct Charitable Activities

List the foundation's four largest direct charitable activities during the tax year. Include relevant statistical information such as the number of organizations and other beneficiaries served, conferences convened, research papers produced, etc.	Expenses
1 N/A	
2	
3	
4	

Part IX-B Summary of Program-Related Investments

Describe the two largest program-related investments made by the foundation during the tax year on lines 1 and 2.	Amount
1 N/A	
2	
All other program-related investments. See instructions.	
3	
Total. Add lines 1 through 3	0.

Form 990-PF (2012)

Part X Minimum Investment Return (All domestic foundations must complete this part. Foreign foundations, see instructions.)

1 Fair market value of assets not used (or held for use) directly in carrying out charitable, etc., purposes:		
a Average monthly fair market value of securities	1a	101,657,930.
b Average of monthly cash balances	1b	436,775.
c Fair market value of all other assets	1c	18,598.
d Total (add lines 1a, b, and c)	1d	102,113,303.
e Reduction claimed for blockage or other factors reported on lines 1a and 1c (attach detailed explanation)	1e	0.
2 Acquisition indebtedness applicable to line 1 assets	2	0.
3 Subtract line 2 from line 1d	3	102,113,303.
4 Cash deemed held for charitable activities. Enter 1 1/2% of line 3 (for greater amount, see instructions)	4	1,531,700.
5 Net value of noncharitable-use assets. Subtract line 4 from line 3. Enter here and on Part V, line 4	5	100,581,603.
6 Minimum investment return. Enter 5% of line 5	6	5,029,080.

Part XI Distributable Amount (see instructions) (Section 4942(j)(3) and (j)(5) private operating foundations and certain foreign organizations check here ☐ and do not complete this part.)

1 Minimum investment return from Part X, line 6	1	5,029,080.
2a Tax on investment income for 2012 from Part VI, line 5	2a	51,827.
b Income tax for 2012. (This does not include the tax from Part VI.)	2b	
c Add lines 2a and 2b	2c	51,827.
3 Distributable amount before adjustments. Subtract line 2c from line 1	3	4,977,253.
4 Recoveries of amounts treated as qualifying distributions	4	76,009.
5 Add lines 3 and 4	5	5,053,262.
6 Deduction from distributable amount (see instructions)	6	0.
7 Distributable amount as adjusted. Subtract line 6 from line 5. Enter here and on Part XIII, line 1	7	5,053,262.

Part XII Qualifying Distributions (see instructions)

1 Amounts paid (including administrative expenses) to accomplish charitable, etc., purposes:		
a Expenses, contributions, gifts, etc. - total from Part I, column (d), line 26	1a	4,922,563.
b Program-related investments - total from Part IX-B	1b	0.
2 Amounts paid to acquire assets used (or held for use) directly in carrying out charitable, etc., purposes	2	
3 Amounts set aside for specific charitable projects that satisfy the:		
a Suitability test (prior IRS approval required)	3a	
b Cash distribution test (attach the required schedule)	3b	
4 Qualifying distributions. Add lines 1a through 3b. Enter here and on Part V, line 8, and Part XIII, line 4	4	4,922,563.
5 Foundations that qualify under section 4940(e) for the reduced rate of tax on net investment income. Enter 1% of Part I, line 27b	5	51,827.
6 Adjusted qualifying distributions. Subtract line 5 from line 4	6	4,870,736.

Note. The amount on line 6 will be used in Part V, column (b), in subsequent years when calculating whether the foundation qualifies for the section 4940(e) reduction of tax in those years.

Part XIII Undistributed Income (see instructions)

	(a) Corpus	(b) Years prior to 2011	(c) 2011	(d) 2012
1 Distributable amount for 2012 from Part XI, line 7				5,053,262.
2 Undistributed income, if any, as of the end of 2012				
a Enter amount for 2011 only			4,585,276.	
b Total for prior years:		0.		
3 Excess distributions carryover, if any, to 2012:				
a From 2007				
b From 2008				
c From 2009				
d From 2010				
e From 2011				
f Total of lines 3a through e	0.			
4 Qualifying distributions for 2012 from Part XII, line 4: ► \$ 4,922,563.				
a Applied to 2011, but not more than line 2a			4,585,276.	
b Applied to undistributed income of prior years (Election required - see instructions)		0.		
c Treated as distributions out of corpus (Election required - see instructions)	0.			
d Applied to 2012 distributable amount				337,287.
e Remaining amount distributed out of corpus	0.			
5 Excess distributions carryover applied to 2012 (If an amount appears in column (d), the same amount must be shown in column (a))	0.			0.
6 Enter the net total of each column as indicated below:				
a Corpus Add lines 3f, 4c, and 4e Subtract line 5	0.			
b Prior years' undistributed income. Subtract line 4b from line 2b		0.		
c Enter the amount of prior years' undistributed income for which a notice of deficiency has been issued, or on which the section 4942(a) tax has been previously assessed		0.		
d Subtract line 6c from line 6b. Taxable amount - see instructions		0.		
e Undistributed income for 2011. Subtract line 4a from line 2a. Taxable amount - see instr.			0.	
f Undistributed income for 2012. Subtract lines 4d and 5 from line 1. This amount must be distributed in 2013				4,715,975.
7 Amounts treated as distributions out of corpus to satisfy requirements imposed by section 170(b)(1)(F) or 4942(g)(3)	0.			
8 Excess distributions carryover from 2007 not applied on line 5 or line 7	0.			
9 Excess distributions carryover to 2013. Subtract lines 7 and 8 from line 6a	0.			
10 Analysis of line 9:				
a Excess from 2008				
b Excess from 2009				
c Excess from 2010				
d Excess from 2011				
e Excess from 2012				

Part XIV Private Operating Foundations (see instructions and Part VII-A, question 9)

N/A

1 a If the foundation has received a ruling or determination letter that it is a private operating foundation, and the ruling is effective for 2012, enter the date of the ruling



b Check box to indicate whether the foundation is a private operating foundation described in section ☐ 4942(j)(3) or ☐ 4942(j)(5)

2 a Enter the lesser of the adjusted net income from Part I or the minimum investment return from Part X for each year listed

[illegible]

b 85% of line 2a

c Qualifying distributions from Part XII,
line 4 for each year listed

d Amounts included in line 2c not used directly for active conduct of exempt activities

e Qualifying distributions made directly for active conduct of exempt activities.

Subtract line 2d from line 2c

3 Complete 3a, b, or c for the alternative test relied upon:

a "Assets" alternative test - enter:
(1) Value of all assets

(2) Value of assets qualifying under section 4942(j)(3)(B)(i)

b "Endowment" alternative test - enter 2/3 of minimum investment return shown in Part X, line 6 for each year listed

c "Support" alternative test - enter:

(1) Total support other than gross investment income (interest, dividends, rents, payments on securities loans (section 512(a)(5)), or royalties)

(2) Support from general public and 5 or more exempt organizations as provided in section 4942(i)(3)(B)(iii)

(3) Largest amount of support from an exempt organization

(4) Gross investment income

Part XV	Supplementary Information (Complete this part only if the foundation had \$5,000 or more in assets at any time during the year-see instructions.)
----------------	----------------------------------------------------------------------------------------------------------------------------------------------------------

1 Information Regarding Foundation Managers:

a List any managers of the foundation who have contributed more than 2% of the total contributions received by the foundation before the close of any tax year (but only if they have contributed more than \$5,000). (See section 507(d)(2).)

NONE

b List any managers of the foundation who own 10% or more of the stock of a corporation (or an equally large portion of the ownership of a partnership or other entity) of which the foundation has a 10% or greater interest.

NONE

2 Information Regarding Contribution, Grant, Gift, Loan, Scholarship, etc., Programs:

Check here ☐ if the foundation only makes contributions to preselected charitable organizations and does not accept unsolicited requests for funds. If the foundation makes gifts, grants, etc. (see instructions) to individuals or organizations under other conditions, complete items 2a, b, c, and d.

a The name, address, and telephone number or e-mail of the person to whom applications should be addressed:

MR. LEN MULLER, 18 W. 140 BUTTERFIELD RD. #1660, OAKBROOK TERRACE, IL

b The form in which applications should be submitted and information and materials they should include:

SEE ATTACHED

c Any submission deadlines:

SEE ATTACHED

d Any restrictions or limitations on awards, such as by geographical areas, charitable fields, kinds of institutions, or other factors:

SEE ATTACHED

Part XVII Information Regarding Transfers To and Transactions and Relationships With Noncharitable Exempt Organizations

		Yes	No
1	Did the organization directly or indirectly engage in any of the following with any other organization described in section 501(c) of the Code (other than section 501(c)(3) organizations) or in section 527, relating to political organizations?		
a	Transfers from the reporting foundation to a noncharitable exempt organization of:		
	(1) Cash	1a(1)	X
	(2) Other assets	1a(2)	X
b	Other transactions:		
	(1) Sales of assets to a noncharitable exempt organization	1b(1)	X
	(2) Purchases of assets from a noncharitable exempt organization	1b(2)	X
	(3) Rental of facilities, equipment, or other assets	1b(3)	X
	(4) Reimbursement arrangements	1b(4)	X
	(5) Loans or loan guarantees	1b(5)	X
	(6) Performance of services or membership or fundraising solicitations	1b(6)	X
c	Sharing of facilities, equipment, mailing lists, other assets, or paid employees	1c	X
d	If the answer to any of the above is "Yes," complete the following schedule. Column (b) should always show the fair market value of the goods, other assets, or services given by the reporting foundation. If the foundation received less than fair market value in any transaction or sharing arrangement, show in column (d) the value of the goods, other assets, or services received.		


[illegible]

2a Is the foundation directly or indirectly affiliated with, or related to, one or more tax-exempt organizations described in section 501(c) of the Code (other than section 501(c)(3)) or in section 527? ☐ Yes ☒ No


b If "Yes," complete the following schedule.		
(a) Name of organization	(b) Type of organization	(c) Description of relationship
N/A		

Under penalties of perjury, I declare that I have examined this return, including accompanying schedules and statements, and to the best of my knowledge and belief, it is true, correct, and complete. Declaration of preparer (other than taxpayer) is based on all information of which preparer has any knowledge.

Sign Here



5-17-13



Signature of officer or trustee Date Title

May the IRS discuss this return with the preparer shown below (see instr.)?
☒ Yes ☐ No

Paid Preparer Use Only	Print/Type preparer's name <i>A. J. RUZICKA, JR.</i>	Preparer's signature <i>A. J. Ruzicka</i>	Date <i>5-10-13</i>	Check <input type="checkbox"/> if self-employed	PTIN P00446466
	Firm's name ▶ RUZICKA & ASSOCIATES, LTD.			Firm's EIN ▶ 36-3182496	
	Firm's address ▶ 333 SKOKIE BOULEVARD #105 NORTHBROOK, IL 60062			Phone no. (847) 446-6400	

FORM 990-PF INTEREST ON SAVINGS AND TEMPORARY CASH INVESTMENTS STATEMENT 1

SOURCE	AMOUNT
NORTHERN TRUST	66.
TOTAL TO FORM 990-PF, PART I, LINE 3, COLUMN A	66.

FORM 990-PF DIVIDENDS AND INTEREST FROM SECURITIES STATEMENT 2

SOURCE	GROSS AMOUNT	CAPITAL GAINS DIVIDENDS	COLUMN (A) AMOUNT
MARSHALL & ISLEY	2,750,725.	0.	2,750,725.
MARSHALL & ISLEY	92,277.	0.	92,277.
TOTAL TO FM 990-PF, PART I, LN 4	2,843,002.	0.	2,843,002.

FORM 990-PF OTHER INCOME STATEMENT 3

DESCRIPTION	(A) REVENUE PER BOOKS	(B) NET INVEST- MENT INCOME	(C) ADJUSTED NET INCOME
MISCELLANEOUS	194.	194.	
TOTAL TO FORM 990-PF, PART I, LINE 11	194.	194.	

FORM 990-PF ACCOUNTING FEES STATEMENT 4

DESCRIPTION	(A) EXPENSES PER BOOKS	(B) NET INVEST- MENT INCOME	(C) ADJUSTED NET INCOME	(D) CHARITABLE PURPOSES
ACCOUNTING	17,000.	13,600.		3,400.
TO FORM 990-PF, PG 1, LN 16B	17,000.	13,600.		3,400.

FORM 990-PF	OTHER PROFESSIONAL FEES			STATEMENT 5
DESCRIPTION	(A) EXPENSES PER BOOKS	(B) NET INVEST- MENT INCOME	(C) ADJUSTED NET INCOME	(D) CHARITABLE PURPOSES
INVESTMENT COUNSELING	450,908.	450,908.		0.
CUSTODIAL FEES	50,261.	50,261.		0.
OTHER	1,681.	168.		1,513.
TO FORM 990-PF, PG 1, LN 16C	502,850.	501,337.		1,513.

FORM 990-PF	TAXES			STATEMENT 6
DESCRIPTION	(A) EXPENSES PER BOOKS	(B) NET INVEST- MENT INCOME	(C) ADJUSTED NET INCOME	(D) CHARITABLE PURPOSES
PAYROLL	26,183.	2,618.		23,565.
EXCISE	51,827.	0.		0.
DEFERRED EXCISE TAXES	58,886.	0.		0.
TO FORM 990-PF, PG 1, LN 18	136,896.	2,618.		23,565.

FORM 990-PF	OTHER EXPENSES			STATEMENT 7
DESCRIPTION	(A) EXPENSES PER BOOKS	(B) NET INVEST- MENT INCOME	(C) ADJUSTED NET INCOME	(D) CHARITABLE PURPOSES
SUPPLIES	675.	67.		608.
SUBSCRIPTIONS	865.	86.		779.
INSURANCE	4,345.	435.		3,910.
TELEPHONE	7,256.	726.		6,530.
MISCELLANEOUS	140.	14.		126.
POSTAGE	30.	3.		27.
TO FORM 990-PF, PG 1, LN 23	13,311.	1,331.		11,980.

FORM 990-PF	OTHER INCREASES IN NET ASSETS OR FUND BALANCES	STATEMENT	8
-------------	------------------------------------------------	-----------	---

DESCRIPTION	AMOUNT
CHANGE IN UNREALIZED GAINS AND LOSSES	5,888,540.
TOTAL TO FORM 990-PF, PART III, LINE 3	5,888,540.

FORM 990-PF	CORPORATE STOCK	STATEMENT	9
-------------	-----------------	-----------	---

DESCRIPTION	BOOK VALUE	FAIR MARKET VALUE
COMMON STOCK	45,756,429.	45,756,429.
TOTAL TO FORM 990-PF, PART II, LINE 10B	45,756,429.	45,756,429.

FORM 990-PF	CORPORATE BONDS	STATEMENT	10
-------------	-----------------	-----------	----

DESCRIPTION	BOOK VALUE	FAIR MARKET VALUE
BONDS	19,334,580.	19,334,580.
TOTAL TO FORM 990-PF, PART II, LINE 10C	19,334,580.	19,334,580.

FORM 990-PF	OTHER INVESTMENTS	STATEMENT	11
-------------	-------------------	-----------	----

DESCRIPTION	VALUATION METHOD	BOOK VALUE	FAIR MARKET VALUE
CASH EQUIVALENTS	FMV	2,181,360.	2,181,360.
ACCRUED INCOME	FMV	69,553.	69,553.
PARTNERHIPS AND OTHER	FMV	35,944,859.	35,944,859.
TOTAL TO FORM 990-PF, PART II, LINE 13		38,195,772.	38,195,772.

FORM 990-PF	OTHER LIABILITIES	STATEMENT	12
DESCRIPTION	BOY AMOUNT	EOY AMOUNT	
CURRENT EXCISE TAX PAYABLE	-18,821.	554.	
DEFERRED EXCISE TAX PAYABLE	100,369.	159,255.	
TOTAL TO FORM 990-PF, PART II, LINE 22	81,548.	159,809.	

FORM 990-PF	PART VIII - LIST OF OFFICERS, DIRECTORS TRUSTEES AND FOUNDATION MANAGERS	STATEMENT	13
-------------	-----------------------------------------------------------------------------	-----------	----

NAME AND ADDRESS	TITLE AND AVRG HRS/WK	COMPEN- SATION	EMPLOYEE BEN PLAN CONTRIB	EXPENSE ACCOUNT
LEONARD J. MULLER ONE LINCOLN CENTER, SUITE 1660 OAKBROOK TERRACE, IL 60181	CHAIRMAN AND CEO 40.00	211,150.	0.	12,000.
DAVID R. HEY ONE LINCOLN CENTER, SUITE 1660 OAKBROOK TERRACE, IL 60181	PRESIDENT AND COO 40.00	102,525.	0.	9,600.
RICHARD MONTALBANO, SR. ONE LINCOLN CENTER, SUITE 1660 OAKBROOK TERRACE, IL 60181	DIRECTOR 2.00	0.	0.	0.
J. MELVIN SMITH ONE LINCOLN CENTER, SUITE 1660 OAKBROOK TERRACE, IL 60181	SECRETARY 2.00	0.	0.	0.
SAUNDRA SPILOTO ONE LINCOLN CENTER, SUITE 1660 OAKBROOK TERRACE, IL 60181	DIRECTOR 2.00	0.	0.	0.
FRED M. TOMERA, M.D. ONE LINCOLN CENTER, SUITE 1660 OAKBROOK TERRACE, IL 60181	DIRECTOR 2.00	0.	0.	0.
RAUL VILLASUSO, M.D. ONE LINCOLN CENTER, SUITE 1660 OAKBROOK TERRACE, IL 60181	DIRECTOR 2.00	0.	0.	0.
TOTALS INCLUDED ON 990-PF, PAGE 6, PART VIII		313,675.	0.	21,600.

WESTLAKE HEALTH FOUNDATION - ROLL-UP

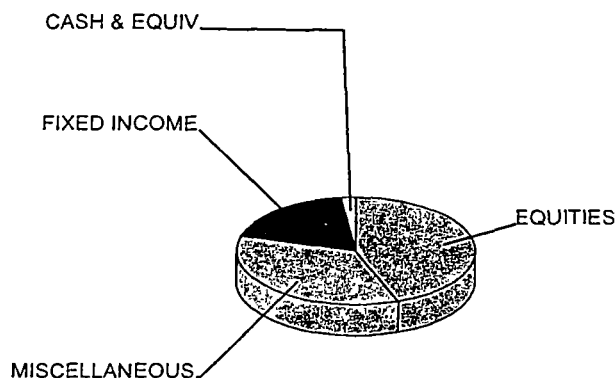
Account Number:
Statement Period:

71-N279-00-6
01/01/12 - 12/31/12

TONY RUZICKA, CPA
TONY RUZICKA & ASSOCIATES LTD
333 N SKOKIE BLVD STE 105
NORTHBROOK IL 60062

Administrator:
Roger W Mjoen (239) 592-2461
Roger.Mjoen@bmo.Com

Asset Allocation



Asset Valuation

Description	Market Value	% of Account
Cash & Equiv	2,181,360.65	2.1%
Fixed Income	19,334,579.50	18.7%
Equities	45,756,428.73	44.3%
Miscellaneous	35,944,859.22	34.8%
Total Portfolio	\$ 103,217,228.10	100.0%
Accrued Income	69,552.80	
Total Valuation	\$ 103,286,780.90	

Market Reconciliation

	Current Period	Year To Date
Beginning Market Value	\$ 96,934,102.10	\$ 96,934,102.10
Income		
Interest.....	206.77	206.77
Dividends.....	1,726,860.17	1,726,860.17
Other Income.....	102,244.83	102,244.83
Disbursements.....	-5,303,580.03	-5,303,580.03
Cash Transfers.....	0.00	0.00
Realized Gains/(Losses).....	2,925,331.98	2,925,331.98
Change In Accrued Income.....	34,090.34	34,090.34
Change In Market Appreciation/(Depreciation).....	6,867,524.74	6,867,524.74
Non-Cash Asset Changes.....	0.00	0.00
Ending Market Value	\$ 103,286,780.90	\$ 103,286,780.90

WESTLAKE HEALTH FOUNDATION - ROLL-UP

Account Number:
Statement Period:

71-N279-00-6
01/01/12 - 12/31/12

Asset Position As of 12/31/12

Asset Description	Units	Market Value Cost	Est. Annual Income Accruals	Current Yield
Cash Equivalents				
BMO Govt Money Market Fd Y # 605	2,181,360.650	2,181,360.65 2,181,360.65	218.00 27.91	0.01%
Total Cash Equivalents		\$ 2,181,360.65 \$ 2,181,360.65	218.00 27.91	0.01%
Equities				
Alterra Capital Holdings Limit Com	3,700.000	104,303.00 80,177.78	2,368.00	2.27%
Aon PLC Shs CI A	12,900.000	717,369.00 633,132.00	8,127.00	1.13%
Eaton Corp PLC Shs	8,400.000	455,112.00 436,007.04	12,768.00	2.81%
Lazard LTD CI A	4,024.000	120,076.16 104,748.85	3,219.00	2.68%
Montpelier RE Holdings LTD Com	900.000	20,574.00 20,751.08	414.00 103.50	2.01%
Orient Express Hotels LTD CI A	12,800.000	149,632.00 124,533.39	0.00	0.00%
Rowan Companies PLC Shs CI A	3,200.000	100,064.00 70,040.17	0.00	0.00%
Foster Wheeler AG Com	6,800.000	165,376.00 146,269.54	0.00	0.00%
Interxion Holding Shs	2,200.000	52,272.00 29,484.09	0.00	0.00%
Royal Caribbean Cruises LTD	4,900.000	166,600.00 105,701.76	2,352.00	1.41%
Amc Networks Inc CI A	975.000	48,262.50 15,599.96	0.00	0.00%
AT&T Inc Com	10,300.000	347,213.00 288,905.54	18,540.00	5.34%
Abbott Laboratories Com	4,100.000	268,550.00 164,848.71	2,296.00	0.85%

WESTLAKE HEALTH FOUNDATION - ROLL-UP

Account Number:
Statement Period:

71-N279-00-6
01/01/12 - 12/31/12

Asset Position As of 12/31/12

Asset Description	Units	Market Value Cost	Est. Annual Income Accruals	Current Yield
Aeropostale Inc Com	2,000.000	26,020.00 26,028.82	0.00	0.00%
Air Lease Corp Cl A	1,500.000	32,250.00 32,885.05	0.00	0.00%
Albany Intl Corp New Cl A	2,200.000	49,896.00 49,562.16	1,232.00	2.47%
Altera Corp Com	5,900.000	202,901.00 116,112.00	2,360.00	1.16%
Angiodynamics Inc Com	3,700.000	40,663.00 51,412.19	0.00	0.00%
Apache Corp Com	2,800.000	219,800.00 249,717.72	1,904.00	0.87%
Aptargroup Inc Com	700.000	33,404.00 32,931.34	616.00	1.84%
Arris Group Inc Com	4,800.000	71,712.00 53,862.96	0.00	0.00%
Associated Banc Corp Com	6,200.000	81,344.00 81,864.82	1,984.00	2.44%
Astec Inds Inc Com	516.000	17,213.76 15,746.46	0.00	0.00%
Atmel Corp Com	19,100.000	125,105.00 72,748.92	0.00	0.00%
Avnet Inc Com	3,400.000	104,074.00 80,221.34	0.00	0.00%
Bank Hawaii Corp Com	1,700.000	74,885.00 75,225.27	3,060.00	4.09%
Bbcn Bancorp Inc Com	9,800.000	113,386.00 107,317.32	1,960.00	1.73%
Belo Corp Com Ser A	9,900.000	75,933.00 43,200.37	3,168.00	4.17%
Berkley W R Corp Com	7,900.000	298,146.00 181,856.74	2,844.00	0.95%
Berkshire Hathaway Inc Del Cl B New	8,900.000	798,330.00 714,008.30	0.00	0.00%

WESTLAKE HEALTH FOUNDATION - ROLL-UP

Account Number:
Statement Period:

71-N279-00-6
01/01/12 - 12/31/12

Asset Position As of 12/31/12

Asset Description	Units	Market Value Cost	Est. Annual Income Accruals	Current Yield
Brady Corp Cl A	3,100.000	103,540.00 87,044.65	2,356.00	2.28%
Briggs & Stratton Corp Com	1,749.000	36,868.92 27,175.48	839.00	2.28%
Brinks Co Com	1,600.000	45,648.00 32,805.13	640.00	1.40%
Brooks Automation Inc New Com	7,000.000	56,350.00 75,692.32	2,240.00	3.98%
Brown & Brown Inc Com	2,200.000	56,012.00 44,698.58	792.00	1.41%
Buckeye Technologies Inc Com	1,100.000	31,581.00 28,261.86	396.00	1.25%
C&J Energy Svcs Inc Com	2,300.000	49,312.00 42,836.71	0.00	0.00%
Cae Inc Com	7,600.000	77,140.00 44,097.00	1,527.00	1.98%
Cablevision Sys Corp Cablevision NY Group Com	6,600.000	98,604.00 84,082.60	3,960.00	4.02%
Callaway Golf Co Com	8,100.000	52,650.00 55,889.49	324.00	0.62%
Cameco Corp Com	7,100.000	140,012.00 153,135.13	2,861.00 716.39	2.04%
Carbo Ceramics Inc Com	800.000	62,672.00 55,060.87	864.00	1.38%
Caseys Gen Stores Inc Com	1,600.000	84,960.00 71,760.19	1,056.00	1.24%
Caterpillar Inc Com	3,800.000	340,512.30 134,898.10	7,904.00	2.32%
Celgene Corp Com	3,600.000	282,492.00 207,149.66	0.00	0.00%
Charles Riv Laboratories Intl Inc Com	1,600.000	59,952.00 49,701.23	0.00	0.00%
Chevron Corp New Com	4,000.000	432,560.00 182,015.00	14,400.00	3.33%

WESTLAKE HEALTH FOUNDATION - ROLL-UP

Account Number:
Statement Period:

71-N279-00-6
01/01/12 - 12/31/12

Asset Position As of 12/31/12

Asset Description	Units	Market Value Cost	Est. Annual Income Accruals	Current Yield
Cincinnati Bell Inc New Com	27,300.000	149,604.00 72,770.89	0.00	0.00%
Cisco Sys Inc Com	13,600.000	267,231.84 249,621.20	7,616.00	2.85%
City Natl Corp Com	1,300.000	64,376.00 61,680.55	1,300.00	2.02%
CLARCOR Inc Com	1,400.000	66,892.00 62,291.52	756.00	1.13%
Cloud Peak Energy Inc Com	2,400.000	46,392.00 36,838.98	0.00	0.00%
Coca Cola Co Com	23,000.000	833,750.00 589,756.42	23,460.00	2.81%
Cognex Corp Com	1,600.000	58,864.16 22,107.66	704.00	1.20%
Columbia Bkg Sys Inc Com	4,400.000	78,936.00 79,218.17	1,584.00	2.01%
Columbia Sportswear Co Com	759.000	40,500.24 35,342.16	667.00	1.65%
Comcast Corp New Cl A Spl	9,750.000	350,220.00 146,179.80	6,337.00 1,584.37	1.81%
Covance Inc Com	1,200.000	69,324.00 52,601.91	0.00	0.00%
Cummins Inc Com	1,900.000	205,865.00 60,684.33	3,800.00	1.85%
DFA Emerging Markets Value Fund #95	61,726.948	1,841,932.13 2,122,600.68	30,184.00	1.64%
Dana Holding Corp Com	5,400.000	84,294.00 72,650.61	1,080.00	1.28%
Danaher Corp Com	6,900.000	385,710.00 260,562.63	690.00	0.18%
Diamondrock Hospitality Co Com	7,700.000	69,300.00 73,716.28	2,464.00 616.00	3.56%
Diebold Inc Com	5,700.000	174,477.00 173,525.46	6,498.00	3.72%

WESTLAKE HEALTH FOUNDATION - ROLL-UP

Account Number:
Statement Period:

71-N279-00-6
01/01/12 - 12/31/12

Asset Position As of 12/31/12

Asset Description	Units	Market Value Cost	Est. Annual Income Accruals	Current Yield
Discovery Communications Inc New Com Ser C	4,000.000	234,000.00 80,582.77	0.00	0.00%
Dominion Res Inc VA New Com	7,400.000	383,320.00 335,183.74	15,614.00	4.07%
Dow Chem Co Com	12,500.000	404,117.50 334,684.54	16,000.00	3.96%
Driehaus International Small Cap Growth Fund #9	215,982.699	2,043,196.33 2,033,284.13	9,287.00	0.45%
du Pont E I De Nemours & Co Com	7,900.000	355,330.15 423,977.20	13,588.00	3.82%
Eqt Midstream Partners LP Unit LTD Partn	500.000	15,575.00 10,500.00	700.00	4.49%
Ecolab Inc Com	8,200.000	589,580.00 259,802.56	7,544.00	1.28%
Emcor Group Inc Com	2,000.000	69,220.00 58,413.45	480.00	0.69%
American Europacific Growth Fund Class F2 #616	162,388.280	6,682,277.72 4,533,495.63	132,508.00	1.98%
Exxon Mobil Corp Com	5,030.000	435,346.50 240,781.94	11,468.00	2.63%
Fedex Corp Com	4,600.000	421,912.00 416,425.58	2,576.00	0.61%
Fidelity Natl Information Svcs Inc Com	6,800.000	236,708.00 135,935.40	5,440.00	2.30%
First Niagara Finl Group Inc New Com	22,500.000	178,425.00 283,455.70	7,200.00	4.04%
Flowers Foods Inc Com	4,500.000	104,715.00 81,328.36	2,880.00	2.75%
Fulton Financial Corp Com	13,606.000	130,753.66 136,576.64	4,353.00	3.33%
Gannett Inc Com	9,100.000	163,891.00 117,354.59	7,280.00 1,980.00	4.44%
General Elec Co Com	17,100.000	358,929.00 316,319.22	12,996.00 3,249.00	3.62%

WESTLAKE HEALTH FOUNDATION - ROLL-UP

Account Number:
Statement Period:

71-N279-00-6
01/01/12 - 12/31/12

Asset Position As of 12/31/12

Asset Description	Units	Market Value Cost	Est. Annual Income Accruals	Current Yield
Genesco Inc Com	187.000	10,285.00 9,509.14	0.00	0.00%
Gentex Corp Com	2,200.000	41,470.00 46,526.41	1,144.00	2.76%
Glacier Bancorp Inc New Com	3,000.000	44,130.00 40,176.72	1,680.00	3.81%
Glatfelter Com	2,900.000	50,692.00 33,329.75	1,044.00	2.06%
Global Pmts Inc Com	1,000.000	45,300.00 45,699.24	80.00	0.18%
Globe Specialty Metals Inc Com	4,600.000	63,250.00 66,498.19	1,150.00	1.82%
Goldman Sachs Group Inc Com	2,150.000	274,254.00 244,830.60	4,300.00	1.57%
Google Inc Cl A	661.000	467,578.18 359,484.99	0.00	0.00%
Government Pptys Income Tr Com Shs Ben Int	2,000.000	47,940.00 49,258.07	3,440.00	7.18%
Granite Constr Inc Com	2,500.000	84,050.00 50,979.49	1,300.00 325.00	1.55%
Guess Inc Com	900.000	22,086.00 23,797.87	720.00	3.26%
Hancock Hldg Co Com	3,500.000	111,055.00 111,373.64	3,360.00	3.03%
Harmonic Inc Com	10,691.000	54,203.37 67,523.73	0.00	0.00%
Harris Teeter Supermarkets Inc Com	3,500.000	134,960.00 128,772.60	2,100.00 525.00	1.56%
Helmerich & Payne Inc Com	2,400.000	134,424.00 65,732.52	1,440.00	1.07%
Hexcel Corp Com	3,900.000	105,144.00 34,030.00	0.00	0.00%
Hill Rom Hldgs Com	2,900.000	82,650.00 84,721.97	1,450.00	1.75%

WESTLAKE HEALTH FOUNDATION - ROLL-UP

Account Number:
Statement Period:

71-N279-00-6
01/01/12 - 12/31/12

Asset Position As of 12/31/12

Asset Description	Units	Market Value Cost	Est. Annual Income Accruals	Current Yield
Home Pptys Inc Com	400.000	24,524.00 24,237.53	1,056.00	4.31%
Iac / Interactivecorp Com Par \$.001	1,400.000	66,138.80 22,149.99	1,344.00	2.03%
Icon Pub LTD Co Sponsored ADR	1,400.000	38,864.00 26,735.50	0.00	0.00%
Immunogen Inc Com	2,900.000	36,975.00 23,268.32	0.00	0.00%
Infinity Property & Casualty Com	1,500.000	87,360.00 77,472.67	1,350.00	1.55%
Intel Corp Com	11,600.000	239,192.00 162,564.72	10,440.00	4.36%
International Business Machs Corp Com	2,000.000	383,100.00 228,174.60	6,800.00	1.77%
Investors Bancorp Inc Com	4,200.000	74,676.00 62,536.08	840.00	1.12%
Ion Geophysical Corp Com	5,800.000	37,758.00 11,860.81	0.00	0.00%
Isis Pharmaceuticals Calif Com	5,300.000	55,332.00 72,170.19	0.00	0.00%
J & J Snack Foods Corp Com	1,000.000	63,883.10 43,450.06	640.00	1.00%
JDS Uniphase Corp Com Par \$0.001	3,800.000	51,300.00 49,457.38	0.00	0.00%
Janus Capital Group Inc Com	6,100.000	51,972.00 46,818.69	1,464.00	2.82%
J2 Global Inc Com	900.000	27,540.00 24,200.31	810.00	2.94%
Kbr Inc Com	2,400.000	71,808.00 58,591.99	768.00	1.07%
Kansas City Southern Com	1,800.000	150,264.00 27,063.48	1,404.00	0.93%
Kaydon Corp Com	5,200.000	124,436.00 155,187.41	4,160.00	3.34%

WESTLAKE HEALTH FOUNDATION - ROLL-UP

Account Number:
Statement Period:

71-N279-00-6
01/01/12 - 12/31/12

Asset Position As of 12/31/12

Asset Description	Units	Market Value Cost	Est. Annual Income Accruals	Current Yield
Kemper Corp Del Com	4,036.000	119,062.00 110,606.22	3,874.00	3.25%
Kennametal Inc Com	600.000	24,000.00 21,163.97	384.00	1.60%
Kirby Corp Com	1,200.000	74,268.00 56,516.65	0.00	0.00%
Lsi Corp Com	11,200.000	79,184.00 50,513.21	0.00	0.00%
Lam Resh Corp Com	5,937.000	214,503.81 113,422.28	0.00	0.00%
Las Vegas Sands Corp Com	4,900.000	226,184.00 33,527.08	4,900.00	2.17%
Level 3 Communications Inc Com New	3,300.000	76,263.00 50,512.89	0.00	0.00%
Liberty Media Corporation Lib Cap Com A	900.000	104,409.00 10,343.29	0.00	0.00%
Liberty Global Inc Com Ser A	8,501.000	535,222.96 152,508.71	0.00	0.00%
Lincoln Elec Hldgs Inc Com	2,100.000	102,228.00 77,332.34	1,680.00	1.64%
Loews Corp Com	7,700.000	313,775.00 248,849.05	1,925.00	0.61%
Lone Pine Res Inc Com	9,000.000	11,070.00 35,497.18	0.00	0.00%
Mks Instruments Inc Com	3,300.000	85,074.00 85,015.08	2,112.00	2.48%
Mplx LP Com Unit Rep LTD	2,900.000	90,451.00 63,800.00	0.00	0.00%
Mack Cali Rlty Corp Com	1,734.000	45,274.74 49,586.36	3,121.00	6.89%
Madison Square Garden Co Cl A	975.000	43,241.25 11,685.25	0.00	0.00%
Marinemax Inc Com	9,500.000	84,930.00 68,546.25	0.00	0.00%

WESTLAKE HEALTH FOUNDATION - ROLL-UP

Account Number:
Statement Period:

71-N279-00-6
01/01/12 - 12/31/12

Asset Position As of 12/31/12

Asset Description	Units	Market Value Cost	Est. Annual Income Accruals	Current Yield
Matrix Svc Co Com	2,600.000	29,900.00 28,288.00	0.00	0.00%
McDermott Intl Inc Com	3,700.000	40,774.00 40,725.90	0.00	0.00%
McDonalds Corp Com	5,750.000	507,207.50 199,010.72	17,710.00	3.49%
Meadwestvaco Corp Com	2,100.000	66,927.00 29,057.33	2,100.00	3.14%
Medicines Co Com	1,300.000	31,161.00 29,118.88	0.00	0.00%
Mens Wearhouse Inc Com	507.000	15,798.12 14,704.61	365.00	2.31%
Merck & Co Inc New Com	8,600.000	352,084.00 328,036.81	14,792.00 3,698.00	4.20%
Microsoft Corp Com	25,900.000	691,781.23 661,852.56	23,828.00	3.44%
Mondelez Intl Inc Com	13,300.000	338,527.56 267,310.21	6,916.00 1,729.00	2.04%
Morgan Stanley Com New	24,600.000	470,352.00 348,072.05	4,920.00	1.05%
Mosaic Co New Com	2,900.000	164,227.00 151,473.64	2,900.00	1.77%
Myriad Genetics Inc Com	3,600.000	98,100.00 89,417.95	0.00	0.00%
Nii Hldgs Inc Com New	3,900.000	27,807.00 62,843.04	0.00	0.00%
Navigators Group Inc Com	800.000	40,856.00 32,975.80	0.00	0.00%
Nestle S A Sponsored ADR Repstg Reg Sh	6,500.000	423,228.00 223,798.25	11,518.00	2.72%
News Corp Cl A	18,900.000	482,139.00 95,445.00	3,213.00	0.67%
Nextera Energy Inc Com	5,600.000	387,464.00 363,846.56	13,440.00	3.47%

WESTLAKE HEALTH FOUNDATION - ROLL-UP

Account Number:
Statement Period:

71-N279-00-6
01/01/12 - 12/31/12

Asset Position As of 12/31/12

Asset Description	Units	Market Value Cost	Est. Annual Income Accruals	Current Yield
Nice Sys LTD Sponsored ADR Sponsored ADR	1,900.000	63,612.00 61,898.54	0.00	0.00%
Noble Energy Inc Com	3,400.000	345,916.00 140,881.53	3,400.00	0.98%
North Ameren Energy Partners Inc Com	2,900.000	9,860.00 25,731.89	0.00	0.00%
Omniceil Inc Com	4,300.000	63,941.00 61,458.93	0.00	0.00%
Onyx Pharmaceuticals Inc Del Com	2,300.000	173,719.00 61,294.64	0.00	0.00%
Oracle Corp Com	25,600.000	852,992.00 700,874.04	6,144.00	0.72%
Owens & Minor Inc New Com	4,500.000	128,295.00 127,149.52	3,960.00	3.09%
Paa Nat Gas Storage L P Com Unit LTD	3,000.000	57,150.00 63,894.97	4,290.00	7.51%
Pdc Energy Inc Com	927.000	30,785.67 22,281.47	0.00	0.00%
PPL Corp Com	14,100.000	403,683.00 395,552.37	20,304.00 5,076.00	5.03%
Packaging Corp of America Com	800.000	30,776.00 18,195.69	800.00	2.60%
Pall Corp Com	2,900.000	174,754.00 75,448.86	2,900.00	1.66%
Patterson Cos Inc Co	2,300.000	78,729.00 64,302.00	1,288.00	1.64%
Pepsico Inc Com	2,900.000	198,447.00 189,185.97	6,235.00 1,558.75	3.14%
Perkinelmer Inc Com	1,400.000	44,436.00 29,670.90	392.00	0.88%
Petroquest Energy Inc Com	6,500.000	32,175.00 39,365.62	0.00	0.00%
Pfizer Inc Com	15,600.000	391,237.08 276,848.36	14,976.00	3.83%

WESTLAKE HEALTH FOUNDATION - ROLL-UP

Account Number:
Statement Period:

71-N279-00-6
01/01/12 - 12/31/12

Asset Position As of 12/31/12

Asset Description	Units	Market Value Cost	Est. Annual Income Accruals	Current Yield
Philip Morris Intl Inc Com	4,200.000	351,288.00 378,072.66	14,280.00 3,570.00	4.07%
Polycom Inc Com	8,500.000	88,910.00 107,028.61	0.00	0.00%
Potlatch Corp New Com	2,300.000	90,042.93 71,248.22	2,852.00	3.17%
Praxair Inc Com	4,100.000	448,745.00 182,051.89	9,020.00	2.01%
Precision Castparts Corp Com	1,300.000	246,246.00 90,631.97	156.00	0.06%
Progress Software Corp Com	960.000	20,150.40 18,505.20	0.00	0.00%
Prosperity Bancshares Inc Com	900.000	37,800.00 35,882.00	774.00	2.05%
Provident Finl Svcs Inc Com	3,600.000	53,712.00 47,062.95	1,872.00	3.49%
QLOGIC Corp Com	8,000.000	77,840.00 107,098.47	0.00	0.00%
Qep Res Inc Com	2,600.000	78,702.00 70,716.66	208.00	0.26%
Qualcomm Inc Com	4,900.000	303,112.04 244,186.11	4,900.00	1.62%
Rti Intl Metals Inc Com	2,600.000	71,656.00 40,072.43	0.00	0.00%
Rf Micro Devices Inc Com	15,000.000	67,200.00 55,624.56	0.00	0.00%
Raymond James Finl Inc Com	2,200.000	84,766.00 35,481.18	1,232.00 308.00	1.45%
Redwood Tr Inc Com	1,400.000	23,646.00 16,389.41	1,400.00	5.92%
Regeneron Pharmaceuticals Com	1,850.000	316,479.50 30,227.69	0.00	0.00%
Reinsurance Group Amer Inc Com New	1,200.000	64,224.00 67,049.31	1,152.00	1.79%

WESTLAKE HEALTH FOUNDATION - ROLL-UP

Account Number:
Statement Period:

71-N279-00-6
01/01/12 - 12/31/12

Asset Position As of 12/31/12

Asset Description	Units	Market Value Cost	Est. Annual Income Accruals	Current Yield
Robert Half Intl Inc Com	2,000.000	63,640.00 41,401.00	1,200.00	1.89%
ST Joe Co Com	4,700.000	108,476.00 77,744.68	0.00	0.00%
Saks Inc Com	5,300.000	55,703.00 23,335.00	0.00	0.00%
Sanderson Farms Inc Com	1,300.000	61,815.00 59,320.59	884.00	1.43%
Schlumberger LTD Com	5,600.000	388,072.16 417,462.22	6,160.00 1,540.00	1.59%
Seachange International Inc Com	7,600.000	73,492.00 55,137.70	0.00	0.00%
Seattle Genetics Inc Com	4,000.000	92,680.00 35,537.53	0.00	0.00%
Semtech Corp Com	2,100.000	60,795.00 42,046.67	0.00	0.00%
Shaw Group Inc Com	1,900.000	88,559.00 63,199.13	0.00	0.00%
Sinclair Broadcast Group Inc Cl A	6,900.000	87,078.00 17,522.59	4,140.00	4.75%
Sonoco Prods Co Com	3,100.000	92,163.00 99,593.25	3,720.00	4.04%
Sothebys Cl A	2,400.000	80,688.00 80,158.59	960.00	1.19%
Southern Co Com	8,450.000	361,744.50 249,233.85	16,562.00	4.58%
Steris Corp Com	1,000.000	34,730.00 32,896.09	760.00	2.19%
Sterling Constr Inc Com	7,200.000	71,568.00 100,048.43	0.00	0.00%
Stillwater Mng Co Com	7,200.000	92,016.00 34,708.05	0.00	0.00%
Synopsys Inc Com	1,600.000	50,936.64 35,890.53	0.00	0.00%

WESTLAKE HEALTH FOUNDATION - ROLL-UP

Account Number:
Statement Period:

71-N279-00-6
01/01/12 - 12/31/12

Asset Position As of 12/31/12

Asset Description	Units	Market Value Cost	Est. Annual Income Accruals	Current Yield
TTM Technologies Inc Com	3,200.000	29,408.00 33,463.05	0.00	0.00%
Tw Telecom Inc Com	4,900.000	124,803.00 42,959.20	0.00	0.00%
Telephone & Data Sys Inc Com New	2,000.000	44,280.00 50,570.08	980.00	2.21%
Tesco Corp Com	1,844.000	21,003.16 18,463.87	0.00	0.00%
Texas Capital Bancshares Inc Com	500.000	22,410.00 7,610.42	0.00	0.00%
Thermo Fisher Corp Com	9,700.000	618,666.00 407,676.64	5,820.00 1,455.00	0.94%
3M Co Com	3,200.000	297,120.00 239,040.00	7,552.00	2.54%
Tidewater Inc Com	1,700.000	75,956.00 80,547.48	1,700.00	2.24%
Trimble Nav LTD Com	3,900.000	233,142.00 89,753.50	0.00	0.00%
Triquint Semiconductor Inc Com	10,600.000	51,198.00 53,808.68	0.00	0.00%
Two Hhrs Invt Corp Com	2,100.000	23,268.00 22,076.08	4,620.00 1,155.00	19.86%
II-VI Inc Com	3,800.000	69,274.00 63,322.16	0.00	0.00%
Urs Corp New Com	1,700.000	66,742.00 65,204.59	1,360.00 340.00	2.04%
Unifi Inc Com New	3,233.000	42,061.33 20,738.66	0.00	0.00%
United States Cellular Corp Com	1,300.000	45,812.00 46,766.00	0.00	0.00%
United Sts Stl Corp New Com	1,200.000	28,620.00 56,254.00	240.00	0.84%
United Technologies Corp Com	5,000.000	410,050.00 263,864.80	10,700.00	2.61%

WESTLAKE HEALTH FOUNDATION - ROLL-UP

Account Number:
Statement Period:

71-N279-00-6
01/01/12 - 12/31/12

Asset Position As of 12/31/12

Asset Description	Units	Market Value Cost	Est. Annual Income Accruals	Current Yield
Unitedhealth Group Inc Com	8,274.000	448,781.76 265,366.76	7,032.00	1.57%
Valspar Corp Com	2,900.000	180,960.00 63,312.90	2,668.00	1.47%
Vishay Intertechnology Inc Com	6,000.000	63,780.00 33,194.94	0.00	0.00%
Wms Inds Inc Com	2,700.000	47,250.00 47,939.01	0.00	0.00%
Waddell & Reed Finl Inc Cl A	4,101.000	142,796.82 97,621.62	4,593.00	3.22%
Wal Mart Stores Inc Com	7,900.000	539,017.00 354,767.84	12,561.00	2.33%
Washington Federal Inc Com	6,825.000	115,137.75 128,365.72	2,184.00	1.90%
West Pharmaceutical Svcs Inc Com	210.000	11,497.50 7,958.14	159.00	1.39%
Western Gas Partners LP Com Unit Repstg LTD Partner Int	1,200.000	57,156.00 26,449.47	2,400.00	4.20%
Whiting Pete Corp New Com	1,200.000	52,044.00 47,051.96	0.00	0.00%
Wolverine World Wide Inc Com	1,000.000	40,980.00 36,093.33	480.00 120.00	1.17%
Wpx Energy Inc Com	2,800.000	41,664.00 43,644.31	0.00	0.00%
Total Equities		\$ 45,756,428.73 \$ 34,465,529.90	822,377.00 29,649.01	1.80%
Fixed Income				
PIMCO Low Duration Fund #36	374,095.960	3,931,748.54 3,903,006.83	66,162.00 7,725.02	1.68%
PIMCO Moderate Duration Fd Cl I #120	1,414,401.374	15,402,830.96 13,852,491.99	351,503.00 32,150.86	2.28%
Total Fixed Income		\$ 19,334,579.50 \$ 17,755,498.82	417,665.00 39,875.88	2.16%

WESTLAKE HEALTH FOUNDATION - ROLL-UP

Account Number:
Statement Period:71-N279-00-6
01/01/12 - 12/31/12**Asset Position As of 12/31/12**

Asset Description	Units	Market Value Cost	Est. Annual Income Accruals	Current Yield
Miscellaneous				
Memo Entry RE: Adams Street Partnership Fund - 2005 US Fund LP	1.000	2,548,307.00 2,355,140.00	0.00	0.00%
Memo Entry RE: Adams Street Partnership Fund - 2005 Non US Fund LP	1.000	1,180,500.00 1,020,533.00	0.00	0.00%
Memo Entry RE: Coast Diversified Levered Fd II Alternative LTD	42.964	375,509.88 488,247.18	0.00	0.00%
Memo Entry: Adams Street 2007 Direct Fund L.P.	1.000	400,661.00 321,499.00	0.00	0.00%
Memo Entry RE: Adams Street Partnership Fund - 2007 US Fund LP #P63343	1.000	1,653,481.00 1,313,257.00	0.00	0.00%
Memo Entry RE: Adams Street Partnership Fund - 2007 Non-U.S. Fund L.P. (#P89121)	1.000	1,028,791.00 946,715.00	0.00	0.00%
Original Custody Agreement Dated 3/15/2006	1.000	0.00 0.00	0.00	0.00%
Harrison Street Real Estate Partners III, L.P. Collateral Account	1.000	1,735,977.00 1,581,675.00	0.00	0.00%
Adams Street Partnership Fund - 2009 Non-U.S. Developed Markets Fund LP	1.000	377,292.00 371,473.00	0.00	0.00%
Adams Street Partnership Fund - 2009 Non-U.S. Emerging Markets Fund LP	1.000	121,691.00 141,800.00	0.00	0.00%
Adams Street 2009 Direct Fund L.P.	1.000	981,565.00 804,250.00	0.00	0.00%
Adams Street Partnership Fund 2009 U.S. Fund, L.P.	1.000	876,594.00 719,987.00	0.00	0.00%
Memo Entry RE: Common Sense Investors Offshore LTD.	41,183.437	6,106,414.78 5,400,000.00	0.00	0.00%
Common Sense Special Opportunity, L.P.	2,441.227	2,130,104.93 2,000,000.00	0.00	0.00%
Driehaus Institutional-Small Cap Recovery Fund LP	1.000	2,744,598.00 2,000,000.00	0.00	0.00%

WESTLAKE HEALTH FOUNDATION - ROLL-UP

Account Number:
Statement Period:

71-N279-00-6
01/01/12 - 12/31/12

Asset Position As of 12/31/12

Asset Description	Units	Market Value Cost	Est. Annual Income Accruals	Current Yield
Lexington Capital Partners VII (Offshore) LP	1.000	2,221,224.00 1,649,265.00	0.00	0.00%
Pointer Offshore, LTD. (Offshore)	1.000	5,700,000.00 5,700,000.00	0.00	0.00%
Wellington Diversified Inflation Hedge	376,119.362	5,762,148.63 5,231,947.22	0.00	0.00%
Total Miscellaneous		\$ 35,944,859.22 \$ 32,045,788.40	0.00 0.00	0.00%
Cash				
Principal Cash		-2,793,403.15 -2,793,403.15	0.00	0.00%
Income Cash		2,793,403.15 2,793,403.15	0.00	0.00%
Total Cash		\$ 0.00 \$ 0.00	0.00 0.00	0.00%
Total Market Value		\$ 103,217,228.10 \$ 86,448,177.77	1,240,260.00 69,552.80	1.20%
Total Market Value Plus Accruals		\$ 103,286,780.90		

TRUST ADMINISTRATOR TRACY VONHOLLE (239) 592-2475

YOUR ACCOUNT MAY BE INVESTED IN SHARES OF BMO FUNDS OR OTHER MUTUAL FUNDS FOR WHICH BMO HARRIS N.A. AND/OR ITS AFFILIATES PROVIDE INVESTMENT ADVISORY, CUSTODIAL, SHAREHOLDER SERVICING AND/OR SIMILAR ADMINISTRATIVE SERVICES FOR FEES THAT MAY BE BASED ON A PERCENTAGE OF ASSETS, OR OTHER REASONABLE COMPENSATION ***EFFECTIVE AUGUST 15TH, FRACTIONAL SHARES OF PUBLICLY TRADED SECURITIES HELD IN CLIENT ACCOUNTS WILL BE COMBINED WITH OTHER FRACTIONAL SHARES OF LIKE SECURITIES HELD IN OTHER CLIENTS' ACCOUNTS TO CREATE WHOLE SHARES THOSE WHOLE SHARES WILL BE SOLD ON THE MARKET AND EACH CLIENT'S ACCOUNT WILL BE CREDITED WITH ITS PROPORTIONATE SHARE OF THE PROCEEDS IF A FRACTIONAL SHARE REMAINS AFTER THESE ACTIONS, BMO WILL PURCHASE THAT FRACTION BASED ON THE AVERAGE VALUE ACHIEVED FOR THE SOLD SHARES BMO WILL THEN RETAIN THAT SHARE UNTIL IT MAY BE LATER COMBINED WITH OTHER FRACTIONAL SHARES AND SOLD ON THE MARKET *** AS YOU MAY KNOW, M&I AND HARRIS JOINED TO CREATE BMO HARRIS BANK N.A. LAST YEAR EFFECTIVE FOLLOWING CLOSE OF BUSINESS AUGUST 31, 2012 MARSHALL & ILSLEY TRUST COMPANY N.A. WAS MERGED INTO BMO HARRIS BANK N.A.

WHF
Roll-up Summary
31-Dec-12

agreed to worksheet

Account	Proceeds	Realized
Eagle	5,785,693.54	1,813,976.44
Janus	5,120,674.38	(206,969.87)
Pinnacle	2,671,409.20	1,165,599.80
Stralem	4,453,967.31	760,757.44
Mutual	9,267,476.75	(610,678.04)
	<u>27,299,221.18</u>	<u>2,922,685.77</u>

WESTLAKE HEALTH FDN CUST - EAGLE CAP

Account Number:
Statement Period:

71-N279-05-5
01/01/12 - 12/31/12

Purchase Activity

	Date	Income Cash	Principal Cash
Google Inc Cl A Purchased 151 Shs 01/23/12 from BNY Convergenx @ 585.7373	01/26/12		-88,453.88
Mondelez Intl Inc Com Purchased 3000 Shs 11/12/12 from SBC Warburg Dillon Reed Inc. @ 26.0288	11/15/12		-78,116.40
Morgan Stanley Com New Purchased 9000 Shs 07/25/12 from SBC Warburg Dillon Reed Inc. @ 12.9671	07/30/12		-117,153.90
Purchased 8900 Shs 08/02/12 from Credit Suisse First Boston Corp @ 13.1197	08/07/12		-117,121.33
Purchased 6700 Shs 12/05/12 from SBC Warburg Dillon Reed Inc. @ 16.9746	12/10/12		-113,796.82
Noble Energy Inc Com Purchased 800 Shs 03/26/12 from Howard Weil Incorporated @ 98.5308	03/29/12		-78,864.64
Oracle Corp Com Purchased 4500 Shs 01/11/12 from Liquidnet Inc @ 26.895	01/17/12		-121,117.50
Purchased 500 Shs 05/31/12 from Sanford C Bernstein & Co @ 26.5179	06/05/12		-13,283.95
Purchased 5600 Shs 06/01/12 from Liquidnet Inc @ 26.0284	06/06/12		-145,871.04
BMO Govt Money Market Fd Y # 605 Purchases (94) 01/01/12 To 12/31/12	12/31/12		-2,832,531.33
Total Purchases		\$ 0.00	\$ -5,303,168.81

Sale Activity

	Date	Proceeds	Realized Gain/Loss
Altera Corp Com Sold 1400 Shs 05/15/12 To Morgan Keegan & Co @ 33.66	05/18/12	47,052.94	19,500.94

WESTLAKE HEALTH FDN CUST - EAGLE CAP

Account Number:
Statement Period:71-N279-05-5
01/01/12 - 12/31/12

Sale Activity

	Date	Proceeds	Realized Gain/Loss
Sold 2600 Shs 09/14/12 To Merrill Lynch @ 38.5128	09/19/12	100,001.04	48,833.04
Aon Corp Com Sold 1500 Shs 03/14/12 To Credit Suisse First Boston Corp @ 48.8996	03/19/12	73,273.07	17,887.82
To Remove 12,900 Shs for Aon PLC Shs Cl A and Cash Stock Rate: 1 Per Sh Held Partial Taxable Exchange	10/19/12	633,132.00	167,109.81
Berkley W R Corp Com Sold 5700 Shs 03/14/12 To Jonestrading Institutional Svcs @ 35.8516	03/19/12	204,179.44	60,389.86
Coca Cola Co Com Sold 1300 Shs 03/08/12 To Yamner & Company Inc @ 69.3752	03/13/12	90,173.13	35,513.20
Sold 1800 Shs 05/15/12 To Strategas Securities LLC @ 76.8283	05/18/12	138,197.84	62,811.02
Comcast Corp New Cl A Spl Sold 2100 Shs 03/14/12 To Credit Suisse First Boston Corp @ 29.21	03/19/12	61,234.89	22,428.85
Sold 1600 Shs 04/23/12 To Morgan Stanley & Co Inc/BNY @ 28.6869	04/26/12	45,818.01	19,563.46
Sold 1900 Shs 05/15/12 To Sanford C Bernstein & Co @ 28.7249	05/18/12	54,481.08	25,994.76
Sold 6200 Shs 11/23/12 To SBC Warburg Dillon Reed Inc. @ 35.7666	11/28/12	221,685.95	128,730.59
Ecolab Inc Com Sold 900 Shs 01/23/12 To BNY Convergenx @ 60.5	01/26/12	54,403.95	16,038.57
Sold 900 Shs 10/04/12 To SBC Warburg Dillon Reed Inc. @ 64.751	10/10/12	58,265.59	19,900.21
Goldman Sachs Group Inc Com Sold 1500 Shs 12/05/12 To Cantor Fitzgerald & Co @ 117.504	12/10/12	176,207.05	-44,933.30

WESTLAKE HEALTH FDN CUST - EAGLE CAP

Account Number:
Statement Period:71-N279-05-5
01/01/12 - 12/31/12

Sale Activity

	Date	Proceeds	Realized Gain/Loss
Kraft Foods Inc Cl A Sold 2900 Shs 05/15/12 To Morgan Keegan & Co @ 38.8713	05/18/12	112,579.24	23,707.58
Kraft Foods Group Inc Com Sold .334 Shs 10/23/12 To Misc Broker @ 46.31	10/23/12	15.47	4.70
Sold 3433 Shs 11/12/12 To Liquidnet Inc @ 43.7063	11/15/12	149,971.70	47,705.29
Liberty Global Inc Com Ser A Sold 1800 Shs 01/23/12 To Sanford C Bernstein & Co @ 45.083	01/26/12	81,057.84	40,941.60
Sold 3900 Shs 03/14/12 To Credit Suisse First Boston Corp @ 51.2474	03/19/12	199,666.26	112,747.74
Sold 1200 Shs 05/15/12 To Morgan Keegan & Co @ 49.375	05/18/12	59,188.67	32,444.51
Sold 1400 Shs 10/04/12 To SBC Warburg Dillon Reed Inc. @ 61.9329	10/10/12	86,690.11	55,488.59
McDonalds Corp Com Sold 1100 Shs 10/04/12 To SBC Warburg Dillon Reed Inc. @ 90.9268	10/10/12	100,006.23	34,682.07
Microsoft Corp Com Sold 5600 Shs 03/14/12 To Credit Suisse First Boston Corp @ 32.7524	03/19/12	183,130.13	30,089.15
Sold 1700 Shs 06/04/12 To Credit Suisse First Boston Corp @ 28.4993	06/07/12	48,362.72	3,736.02
Sold 2400 Shs 08/02/12 To Morgan Stanley & Co Inc/BNY @ 29.149	08/07/12	69,836.03	7,276.73
Newfield Expl Co Com Sold 4400 Shs 02/07/12 To Howard Weil Incorporated @ 37.9359	02/10/12	166,694.75	53,029.99
Sold 5300 Shs 09/13/12 To Howard Weil Incorporated @ 34.2252	09/18/12	181,124.49	44,952.08

WESTLAKE HEALTH FDN CUST - EAGLE CAPAccount Number:
Statement Period:71-N279-05-5
01/01/12 - 12/31/12**Sale Activity**

	Date	Proceeds	Realized Gain/Loss
News Corp Cl A Sold 4800 Shs 03/14/12 To Sanford C Bernstein & Co @ 19.9225	03/19/12	95,386.27	52,965.88
Sold 1800 Shs 04/23/12 To Yamner & Company Inc @ 18.9694	04/26/12	34,126.15	22,982.35
Sold 900 Shs 04/25/12 To Sanford C Bernstein & Co @ 19.2981	04/30/12	17,322.90	11,751.00
Sold 3800 Shs 10/04/12 To SBC Warburg Dillon Reed Inc. @ 24.8546	10/10/12	94,407.36	71,223.86
Noble Energy Inc Com Sold 500 Shs 03/14/12 To Credit Suisse First Boston Corp @ 98.07	03/19/12	49,009.11	37,082.78
Sold 3200 Shs 12/17/12 To Johnson Rice & Co @ 100.24	12/20/12	320,696.81	244,368.33
Praxair Inc Com Sold 700 Shs 03/14/12 To Credit Suisse First Boston Corp @ 110.1092	03/19/12	77,040.05	45,958.02
Sold 500 Shs 05/15/12 To Morgan Keegan & Co @ 109.95	05/18/12	54,948.76	32,747.31
Progressive Corp OH Com Sold 3000 Shs 05/15/12 To Morgan Keegan & Co @ 21.851	05/18/12	65,401.53	-21,365.22
Sold 11800 Shs 08/27/12 To Cantor Fitzgerald & Co @ 19.9355	08/30/12	234,879.63	-29,440.69
Thermo Fisher Corp Com Sold 2300 Shs 05/15/12 To Morgan Keegan & Co @ 52.01	05/18/12	119,505.32	33,451.30
3M Co Com Sold 1000 Shs 05/15/12 To Morgan Keegan & Co @ 85.7601	05/18/12	85,708.17	11,008.17
Sold 1000 Shs 06/04/12 To SBC Warburg Dillon Reed Inc. @ 82.634	06/07/12	82,622.14	7,922.14

WESTLAKE HEALTH FDN CUST - EAGLE CAP

Account Number:
Statement Period:

71-N279-05-5
01/01/12 - 12/31/12

Sale Activity			
	Date	Proceeds	Realized Gain/Loss
Sold 1100 Shs 10/15/12 To Liquidnet Inc @ 92.7585	10/18/12	101,999.06	19,829.06
Unitedhealth Group Inc Com Sold 700 Shs 01/23/12 To BNY Convergenx @ 52.3605	01/26/12	36,616.64	13,884.14
Sold 1400 Shs 03/14/12 To Credit Suisse First Boston Corp @ 55.7111	03/19/12	77,924.13	32,459.13
Sold 800 Shs 05/15/12 To Morgan Keegan & Co @ 55.1505	05/18/12	44,079.41	18,099.41
Vodafone Group PLC New Sponsored ADR New Sold 2000 Shs 05/15/12 To Morgan Keegan & Co @ 27.3101	05/18/12	54,518.97	9,285.57
Sold 5300 Shs 06/01/12 To SBC Warburg Dillon Reed Inc. @ 26.8197	06/06/12	142,088.22	22,219.71
Sold 4100 Shs 06/08/12 To Jonestrading Institutional Svcs @ 26.4684	06/13/12	108,395.01	15,666.54
Wal Mart Stores Inc Com Sold 2500 Shs 04/24/12 To Liquidnet Inc @ 58.1161	04/27/12	145,236.99	30,661.99
Sold 500 Shs 10/04/12 To Morgan Keegan & Co @ 74.8148	10/10/12	37,381.56	14,466.56
Waste Management Inc Com Sold 1300 Shs 03/14/12 To Credit Suisse First Boston Corp @ 34.7278	03/19/12	45,080.32	5,694.87
Sold 4800 Shs 06/06/12 To Morgan Stanley & Co Inc/BNY @ 32.2208	06/11/12	154,416.37	10,495.69
Sold 3400 Shs 06/15/12 To Yamner & Company Inc @ 32.5028	06/20/12	110,473.04	13,983.66
BMO Govt Money Market Fd Y # 605 Sales (21) 01/01/12 To 12/31/12	12/31/12	2,373,846.35	
Total Sales		\$ 8,159,539.89	\$ 1,813,976.44

WESTLAKE HEALTH FDN - JANUS/PERKINS

Account Number:
Statement Period:71-N279-02-2
01/01/12 - 12/31/12**Sale Activity**

	Date	Proceeds	Realized Gain/Loss
Alterra Capital Holdings Limit Com Sold 963 Shs 12/19/12 To Jefferies & Co @ 28.5942	12/24/12	27,501.88	8,400.62
Sold 37 Shs 12/19/12 To Citation Group/Bcc Clrg @ 28.7193	12/24/12	1,061.29	344.14
Everest RE Group LTD Sold 92 Shs 04/13/12 To Deutsche Bk/Alex Brown & Sons @ 93.515	04/18/12	8,599.97	679.26
Sold 87 Shs 04/16/12 To Liquidnet Inc @ 93.12	04/19/12	8,098.64	406.34
Sold 149 Shs 04/16/12 To UBS Warburg LLC @ 93.1222	04/19/12	13,871.91	706.25
Sold 18 Shs 04/17/12 To Liquidnet Inc @ 92.875	04/20/12	1,671.17	80.79
Sold 123 Shs 04/17/12 To Investment Technology Group Inc @ 93.2179	04/20/12	11,462.46	642.19
Sold 31 Shs 04/17/12 To Pulse Trading LLC @ 93.2	04/20/12	2,888.82	169.88
Lazard LTD CI A Sold 138 Shs 09/14/12 To UBS Warburg LLC @ 30.8982	09/19/12	4,261.09	427.93
Sold 132 Shs 09/17/12 To UBS Warburg LLC @ 30.9198	09/20/12	4,078.67	414.17
Sold 16 Shs 09/18/12 To RBC Cap Mkts (Dain Rauscher) @ 30.7473	09/21/12	491.62	47.46
Sold 14 Shs 09/18/12 To Barclays Capital Le @ 30.74	09/21/12	429.86	41.23
Sold 62 Shs 11/06/12 To Lazard Capital Markets LLC @ 30.0505	11/09/12	1,860.91	144.19
Sold 93 Shs 11/07/12 To Lazard Capital Markets LLC @ 29.1312	11/13/12	2,705.87	144.06
Sold 18 Shs 11/08/12 To UBS Warburg LLC @ 28.503	11/14/12	512.67	18.45

WESTLAKE HEALTH FDN - JANUS/PERKINS

Account Number:
Statement Period:

71-N279-02-2
01/01/12 - 12/31/12

Sale Activity

	Date	Proceeds	Realized Gain/Loss
Sold 107 Shs 11/08/12 To Citation Group/Bcc Clrg @ 28.4509	11/14/12	3,040.43	102.56
Sold 120 Shs 11/09/12 To Citation Group/Bcc Clrg @ 28.0448	11/15/12	3,361.10	66.30
Sold 176 Shs 12/26/12 To Lazard Capital Markets LLC @ 30.4815	12/31/12	5,358.45	788.13
Logitech International-Reg Sold 387 Shs 08/23/12 To R W Baird & Co @ 9.3141	08/28/12	3,590.92	-239.13
Sold 13 Shs 08/23/12 To Investment Technology Group Inc @ 9.3034	08/28/12	120.54	-7.94
Sold 32 Shs 09/04/12 To Wells Fargo Securities, LLC @ 9.42	09/07/12	300.31	3.54
Sold 23 Shs 09/05/12 To UBS Warburg LLC @ 9.2688	09/10/12	212.71	-0.60
Sold 10 Shs 09/05/12 To Barclays Capital Le @ 9.28	09/10/12	92.44	-0.30
Sold 33 Shs 09/05/12 To Wells Fargo Securities, LLC @ 9.3467	09/10/12	307.27	1.22
Sold 275 Shs 09/06/12 To RBC Cap Mkts (Dain Rauscher) @ 9.4025	09/11/12	2,580.13	29.72
Sold 27 Shs 09/07/12 To RBC Cap Mkts (Dain Rauscher) @ 9.5831	09/12/12	258.19	7.79
Sold 315 Shs 09/14/12 To Sanford C Bernstein & Co @ 9.5823	09/19/12	3,012.05	90.68
Sold 158 Shs 09/17/12 To Sanford C Bernstein & Co @ 9.3442	09/20/12	1,473.18	7.85
Sold 369 Shs 09/18/12 To Liquidnet Inc @ 9.3649	09/21/12	3,442.65	37.40
Sold 66 Shs 09/18/12 To UBS Warburg LLC @ 9.3581	09/21/12	616.29	45.73
Sold 638 Shs 09/19/12 To Liquidnet Inc @ 9.3085	09/24/12	5,916.35	772.27
Sold 85 Shs 09/20/12 To Sanford C Bernstein & Co @ 9.0589	09/25/12	768.29	85.34

WESTLAKE HEALTH FDN - JANUS/PERKINS

Account Number:
Statement Period:71-N279-02-2
01/01/12 - 12/31/12

Sale Activity

	Date	Proceeds	Realized Gain/Loss
Sold 162 Shs 09/21/12 To Sanford C Bernstein & Co @ 9.1593	09/26/12	1,480.53	180.01
Sold 6 Shs 09/24/12 To Citation Group/Bcc Clrg @ 8.8992	09/27/12	53.27	5.38
Sold 82 Shs 09/24/12 To UBS Warburg LLC @ 8.8177	09/27/12	721.39	70.41
Sold 269 Shs 09/25/12 To Morgan Stanley & Co @ 8.7435	09/28/12	2,346.56	220.01
Sold 50 Shs 09/26/12 To Barclays Capital Le @ 8.375	10/01/12	416.99	28.09
Sold 56 Shs 09/26/12 To Stifel Nicolaus & Co @ 8.4895	10/01/12	473.43	37.87
Sold 59 Shs 09/26/12 To RBC Cap Mkts (Dain Rauscher) @ 8.3724	10/01/12	492.77	33.87
Sold 785 Shs 09/27/12 To Sanford C Bernstein & Co @ 8.8854	10/02/12	6,959.18	917.56
Abercrombie & Fitch Co Cl A Sold 37 Shs 03/09/12 To Merrill Lynch Pierce Fenner & S @ 51	03/14/12	1,886.23	349.99
Sold 38 Shs 03/09/12 To Citigroup Global Markets Inc (S @ 51.0047	03/14/12	1,937.38	359.62
Sold 25 Shs 03/09/12 To Liquidnet Inc @ 51.035	03/14/12	1,275.10	237.10
Sold 400 Shs 06/15/12 To First Analysis Securities Corp. @ 31.4061	06/20/12	12,548.16	-4,047.56
Sold 400 Shs 06/18/12 To Goldman Sachs & Co @ 31.0244	06/21/12	12,395.48	-1,573.55
Akamai Technologies Inc Com Sold 23 Shs 02/08/12 To Investment Technology Group Inc @ 34.285	02/13/12	787.96	253.55
Sold 438 Shs 02/08/12 To Pacific Crest Securities @ 34.3421	02/13/12	15,026.22	5,832.02
Sold 32 Shs 02/08/12 To Liquidnet Inc @ 34.6047	02/13/12	1,106.36	486.18

WESTLAKE HEALTH FDN - JANUS/PERKINS

Account Number:
Statement Period:71-N279-02-2
01/01/12 - 12/31/12

Sale Activity

	Date	Proceeds	Realized Gain/Loss
Sold 7 Shs 02/08/12 To Barclays Capital Le @ 34.355	02/13/12	240.34	104.67
Albany Intl Corp New CI A Sold 1 Shs 07/10/12 To Citation Group/Bcc Clrg @ 19.51	07/13/12	19.48	-4.14
Sold 2 Shs 07/10/12 To UBS Warburg LLC @ 19.51	07/13/12	38.97	-8.27
Sold 1 Shs 07/10/12 To Goldman Sachs Execution & Clrng @ 19.5233	07/13/12	19.49	-4.13
Sold 14 Shs 07/10/12 To William Blair & Company LLC @ 18.975	07/13/12	265.36	-65.19
Sold 21 Shs 07/10/12 To RBC Cap Mkts (Dain Rauscher) @ 18.9388	07/13/12	397.28	-95.37
Sold 18 Shs 07/11/12 To UBS Warburg LLC @ 18.2157	07/16/12	327.51	-94.50
Sold 64 Shs 07/12/12 To RBC Cap Mkts (Dain Rauscher) @ 17.7983	07/17/12	1,137.78	-353.12
Sold 17 Shs 07/13/12 To Investment Technology Group Inc @ 18.035	07/18/12	306.08	-89.09
Sold 62 Shs 07/13/12 To UBS Warburg LLC @ 18.071	07/18/12	1,119.13	-312.56
Sold 1 Shs 08/07/12 To Credit Suisse First Boston Corp @ 20.615	08/10/12	20.59	-2.11
Sold 12 Shs 08/07/12 To RBC Cap Mkts (Dain Rauscher) @ 20.3845	08/10/12	244.36	-28.05
Sold 19 Shs 08/08/12 To UBS Warburg LLC @ 20.0617	08/13/12	380.78	-47.90
Sold 24 Shs 08/08/12 To William Blair & Company LLC @ 19.98	08/13/12	479.02	-53.08
Sold 17 Shs 08/09/12 To UBS Warburg LLC @ 19.9723	08/14/12	339.18	-35.66
Sold 45 Shs 08/10/12 To UBS Warburg LLC @ 19.8395	08/15/12	891.86	-90.88
Sold 10 Shs 08/13/12 To Liquidnet Inc @ 19.52	08/16/12	194.89	-13.98

WESTLAKE HEALTH FDN - JANUS/PERKINSAccount Number:
Statement Period:71-N279-02-2
01/01/12 - 12/31/12**Sale Activity**

	Date	Proceeds	Realized Gain/Loss
Sold 16 Shs 08/13/12 To UBS Warburg LLC @ 19.56	08/16/12	312.63	-21.56
Sold 27 Shs 08/14/12 To UBS Warburg LLC @ 19.5034	08/17/12	526.03	-37.91
Sold 29 Shs 08/14/12 To William Blair & Company LLC @ 19.385	08/17/12	561.57	-44.14
Sold 39 Shs 09/17/12 To Jefferies & Co @ 22.8571	09/20/12	890.04	75.46
Sold 10 Shs 09/18/12 To Jefferies & Co @ 22.5201	09/21/12	224.84	15.97
Sold 19 Shs 09/19/12 To Jefferies & Co @ 22.2281	09/24/12	421.65	24.81
Sold 113 Shs 09/20/12 To Charles River Brokerage LLC @ 21.9393	09/25/12	2,477.67	117.96
Sold 19 Shs 09/20/12 To RBC Cap Mkts (Dain Rauscher) @ 21.98	09/25/12	417.23	20.58
American Eagle Outfitters Inc New Com			
Sold 63 Shs 03/08/12 To Credit Suisse First Boston Corp @ 16.0893	03/13/12	1,012.35	64.99
Sold 143 Shs 03/08/12 To UBS Warburg LLC @ 16.0005	03/13/12	2,285.16	136.87
Sold 13 Shs 03/08/12 To Goldman Sachs Execution & Clrng @ 16.2044	03/13/12	210.39	19.39
Sold 37 Shs 03/08/12 To Sanford C Bernstein & Co @ 16.3598	03/13/12	604.55	60.94
Sold 52 Shs 03/08/12 To Citigroup Global Markets Inc (S @ 16.0585	03/13/12	833.98	69.99
Sold 55 Shs 03/08/12 To Merrill Lynch Pierce Fenner & S @ 16.2622	03/13/12	893.30	85.24
Sold 3 Shs 03/08/12 To Knight Equity Markets L.P. @ 16.2048	03/13/12	48.57	4.49
Sold 85 Shs 03/08/12 To Piper Jaffray Inc. @ 16.3244	03/13/12	1,384.56	135.73

WESTLAKE HEALTH FDN - JANUS/PERKINS

Account Number:
Statement Period:71-N279-02-2
01/01/12 - 12/31/12

Sale Activity			
	Date	Proceeds	Realized Gain/Loss
Sold 36 Shs 03/08/12 To Liquidnet Inc @ 16.305	03/13/12	585.88	56.97
Sold 13 Shs 03/08/12 To Citation Group/Bcc Clrg @ 16.201	03/13/12	210.34	19.34
Sold 400 Shs 03/13/12 To Jefferies & Co @ 16.4762	03/16/12	6,576.36	730.56
Sold 300 Shs 03/13/12 To Jefferies & Co @ 16.5514	03/16/12	4,954.83	587.49
Sold 800 Shs 03/14/12 To Jefferies & Co @ 16.6577	03/19/12	13,297.92	1,700.70
Sold 216 Shs 03/15/12 To Isi Group Inc @ 16.5958	03/20/12	3,577.06	463.29
Sold 29 Shs 03/15/12 To Liquidnet Inc @ 16.595	03/20/12	480.38	62.33
Sold 144 Shs 03/15/12 To Morgan Stanley & Co @ 16.6526	03/20/12	2,395.04	330.75
Sold 11 Shs 03/15/12 To Instinet @ 16.5208	03/20/12	181.44	24.30
Sold 400 Shs 04/25/12 To Green Street Advisors @ 17.8031	04/30/12	7,107.08	1,392.80
Sold 59 Shs 04/27/12 To Credit Suisse First Boston Corp @ 18.4407	05/02/12	1,086.79	243.93
Sold 241 Shs 04/27/12 To Citigroup Global Markets Inc (S @ 18.5103	05/02/12	4,452.44	1,083.62
Sold 233 Shs 04/30/12 To Credit Suisse First Boston Corp @ 18.0288	05/03/12	4,195.95	821.14
Sold 167 Shs 04/30/12 To Citation Group/Bcc Clrg @ 18.0642	05/03/12	3,013.31	543.64
Sold 300 Shs 05/02/12 To Friedman Billings & Ramsey @ 19.9659	05/07/12	5,979.13	1,542.61
Sold 200 Shs 06/28/12 To Jefferies & Co @ 18.6731	07/03/12	3,727.53	775.03
Sold 46 Shs 08/22/12 To William Blair & Company LLC @ 21.825	08/27/12	1,003.00	325.95

WESTLAKE HEALTH FDN - JANUS/PERKINS

Account Number:
Statement Period:71-N279-02-2
01/01/12 - 12/31/12

Sale Activity

	Date	Proceeds	Realized Gain/Loss
Sold 954 Shs 08/22/12 To D A Davidson & Co @ 21.8217	08/27/12	20,784.04	8,789.18
Sold 1000 Shs 11/28/12 To Investment Technology Group Inc @ 20.8864	12/03/12	20,850.93	6,761.75
Angiodynamics Inc Com Sold 127 Shs 01/06/12 To Credit Suisse First Boston Corp @ 13.8861	01/11/12	1,760.95	-277.04
Sold 1 Shs 01/06/12 To UBS Warburg LLC @ 14.085	01/11/12	14.06	-1.95
Sold 30 Shs 01/09/12 To Investment Technology Group Inc @ 13.6497	01/12/12	408.73	-71.68
Sold 27 Shs 01/10/12 To Investment Technology Group Inc @ 13.7194	01/13/12	369.73	-62.63
Sold 71 Shs 01/11/12 To Investment Technology Group Inc @ 13.6282	01/17/12	965.80	-171.16
Sold 71 Shs 01/12/12 To Investment Technology Group Inc @ 13.5231	01/18/12	958.34	-178.62
Sold 15 Shs 01/13/12 To Investment Technology Group Inc @ 13.3472	01/19/12	199.82	-40.38
Sold 91 Shs 01/17/12 To Investment Technology Group Inc @ 13.3586	01/20/12	1,213.32	-202.73
Sold 61 Shs 01/18/12 To Investment Technology Group Inc @ 13.3539	01/23/12	813.04	-84.77
Sold 29 Shs 01/19/12 To Investment Technology Group Inc @ 13.3716	01/24/12	387.04	-32.45
Sold 82 Shs 01/20/12 To Investment Technology Group Inc @ 13.2693	01/25/12	1,086.00	-98.10
Sold 20 Shs 01/23/12 To Investment Technology Group Inc @ 13.3124	01/26/12	265.74	-23.05
Sold 3 Shs 01/24/12 To Investment Technology Group Inc @ 13.0133	01/27/12	38.95	-4.37
Sold 21 Shs 01/24/12 To Liquidnet Inc @ 13.2435	01/27/12	277.47	-25.75
Sold 31 Shs 01/31/12 To Knight Equity Markets L.P. @ 14.2051	02/03/12	440.04	-7.58

WESTLAKE HEALTH FDN - JANUS/PERKINS

Account Number:
Statement Period:71-N279-02-2
01/01/12 - 12/31/12

Sale Activity

	Date	Proceeds	Realized Gain/Loss
Sold 46 Shs 01/31/12 To Credit Suisse First Boston Corp @ 14.228	02/03/12	653.55	-10.59
Sold 16 Shs 01/31/12 To Barclays Capital Le @ 14.085	02/03/12	225.03	-5.96
Sold 54 Shs 01/31/12 To UBS Warburg LLC @ 13.1327	02/03/12	708.07	-71.52
Sold 2 Shs 01/31/12 To Goldman Sachs Execution & Clrng @ 13.6425	02/03/12	27.24	-1.63
Sold 2 Shs 01/31/12 To Citigroup Global Markets Inc (S @ 14.1345	02/03/12	28.22	-0.65
Sold 93 Shs 02/09/12 To Credit Suisse First Boston Corp @ 12.7921	02/14/12	1,186.38	-156.24
Sold 25 Shs 02/09/12 To Credit Suisse First Boston Corp @ 12.75	02/14/12	317.86	-43.06
Sold 7 Shs 02/10/12 To Credit Suisse First Boston Corp @ 12.6871	02/15/12	88.55	-12.51
Sold 117 Shs 02/10/12 To Credit Suisse First Boston Corp @ 12.6172	02/15/12	1,472.08	-213.25
Sold 50 Shs 02/13/12 To Credit Suisse First Boston Corp @ 12.9625	02/16/12	646.36	-69.40
Sold 108 Shs 02/14/12 To Credit Suisse First Boston Corp @ 13.1289	02/17/12	1,414.11	-131.42
Associated Banc Corp Com Sold 600 Shs 12/12/12 To Citigroup Global Markets Inc (S @ 13.12	12/17/12	7,859.82	-471.83
Babcock & Wilcox Co New Com Sold 122 Shs 06/28/12 To UBS Warburg LLC @ 23.6647	07/03/12	2,884.58	-175.18
Sold 389 Shs 06/29/12 To UBS Warburg LLC @ 24.3982	07/05/12	9,477.06	203.16
Sold 321 Shs 07/02/12 To RBC Cap Mkts (Dain Rauscher) @ 24.7064	07/06/12	7,924.15	376.28
Sold 268 Shs 07/02/12 To William Blair & Company LLC @ 24.6881	07/06/12	6,610.90	309.39

WESTLAKE HEALTH FDN - JANUS/PERKINS

Account Number:
Statement Period:71-N279-02-2
01/01/12 - 12/31/12

Sale Activity

	Date	Proceeds	Realized Gain/Loss
Baker Michael Corp Com			
Sold 900 Shs 02/09/12	02/14/12	23,332.05	5,138.55
To Liquidnet Inc			
@ 25.955			
Sold 700 Shs 06/21/12	06/26/12	16,610.62	2,460.12
To RBC Cap Mkts (Dain Rauscher)			
@ 23.75			
Sold 83 Shs 08/07/12	08/10/12	2,152.59	474.75
To RBC Cap Mkts (Dain Rauscher)			
@ 25.9554			
Sold 57 Shs 08/08/12	08/13/12	1,448.56	296.30
To RBC Cap Mkts (Dain Rauscher)			
@ 25.434			
Sold 1483 Shs 08/09/12	08/14/12	36,229.17	6,250.33
To UBS Warburg LLC			
@ 24.4502			
Sold 517 Shs 08/10/12	08/15/12	12,553.40	2,102.24
To UBS Warburg LLC			
@ 24.3018			
Sold 14 Shs 08/13/12	08/16/12	333.33	50.32
To UBS Warburg LLC			
@ 23.83			
Sold 146 Shs 08/14/12	08/17/12	3,401.92	450.53
To UBS Warburg LLC			
@ 23.3214			
Barrett Bill Corp Com			
Sold 186 Shs 01/24/12	01/27/12	5,290.66	-866.29
To Liquidnet Inc			
@ 28.475			
Sold 214 Shs 01/24/12	01/27/12	6,084.91	-684.98
To Howard Weil Incorporated			
@ 28.4697			
Sold 5 Shs 01/26/12	01/31/12	138.37	-82.75
To Liquidnet Inc			
@ 27.705			
Sold 9 Shs 01/26/12	01/31/12	242.72	-155.29
To Barclays Capital Le			
@ 26.99			
Sold 140 Shs 01/26/12	01/31/12	3,832.46	-2,352.74
To Howard Weil Incorporated			
@ 27.4103			
Sold 69 Shs 01/27/12	02/01/12	1,881.24	-1,100.31
To Investment Technology Group Inc			
@ 27.29			
Sold 77 Shs 01/27/12	02/01/12	2,095.72	-1,102.31
To Howard Weil Incorporated			
@ 27.2528			
Sold 14 Shs 02/09/12	02/14/12	382.26	-199.20
To Barclays Capital Le			
@ 27.325			

WESTLAKE HEALTH FDN - JANUS/PERKINS

Account Number:
Statement Period:

71-N279-02-2
01/01/12 - 12/31/12

Sale Activity

	Date	Proceeds	Realized Gain/Loss
Sold 286 Shs 02/09/12 To Howard Weil Incorporated @ 27.1702	02/14/12	7,760.52	-3,921.89
Sold 300 Shs 05/24/12 To Howard Weil Incorporated @ 20.2226	05/30/12	6,056.14	-5,552.01
Sold 233 Shs 08/02/12 To RBC Cap Mkts (Dain Rauscher) @ 18.6282	08/07/12	4,335.61	-4,557.64
Sold 16 Shs 08/02/12 To Pulse Trading LLC @ 18.605	08/07/12	297.51	-310.67
Sold 51 Shs 08/02/12 To Liquidnet Inc @ 18.635	08/07/12	948.83	-989.74
Sold 13 Shs 08/03/12 To Pickering Energy Partners, Inc @ 19.0186	08/08/12	246.71	-247.44
Sold 32 Shs 08/03/12 To Goldman Sachs Execution & Clrng @ 18.9732	08/08/12	606.48	-605.12
Sold 155 Shs 08/03/12 To William Blair & Company LLC @ 18.8837	08/08/12	2,923.80	-2,921.29
Sold 31 Shs 08/21/12 To Howard Weil Incorporated @ 23.6644	08/24/12	732.49	-428.13
Sold 5 Shs 08/22/12 To Liquidnet Inc @ 23.2575	08/27/12	116.13	-71.00
Sold 110 Shs 08/22/12 To Howard Weil Incorporated @ 23.3532	08/27/12	2,564.94	-1,534.37
Sold 54 Shs 08/23/12 To Howard Weil Incorporated @ 22.4764	08/28/12	1,211.81	-787.91
Sold 123 Shs 08/27/12 To Pickering Energy Partners, Inc @ 22.2343	08/30/12	2,729.84	-1,799.51
Sold 77 Shs 08/28/12 To RBC Cap Mkts (Dain Rauscher) @ 21.9551	08/31/12	1,688.96	-1,128.11
Sold 22 Shs 09/04/12 To Investment Technology Group Inc @ 21.6	09/07/12	474.41	-329.82
Sold 20 Shs 09/04/12 To Liquidnet Inc @ 21.65	09/07/12	432.29	-298.83
Sold 158 Shs 09/04/12 To Deutsche Bk/Alex Brown & Sons @ 21.5548	09/07/12	3,400.05	-2,375.78

WESTLAKE HEALTH FDN - JANUS/PERKINS

Account Number:
Statement Period:71-N279-02-2
01/01/12 - 12/31/12

Sale Activity

	Date	Proceeds	Realized Gain/Loss
Sold 62 Shs 09/11/12 To Barclays Capital Le @ 24.895	09/14/12	1,541.28	-698.88
Sold 138 Shs 09/11/12 To Howard Weil Incorporated @ 24.9586	09/14/12	3,439.38	-1,880.77
Sold 36 Shs 09/26/12 To JP Morgan Clearing Corp @ 24.6448	10/01/12	885.93	-489.42
Sold 5 Shs 09/26/12 To Collins Stewart LLC @ 24.907	10/01/12	124.35	-66.67
Sold 66 Shs 09/27/12 To JP Morgan Clearing Corp @ 25.2793	10/02/12	1,666.08	-852.43
Sold 36 Shs 09/28/12 To JP Morgan Clearing Corp @ 24.8727	10/03/12	894.13	-469.59
Sold 22 Shs 09/28/12 To Liquidnet Inc @ 24.8	10/03/12	544.81	-286.15
Sold 4 Shs 10/01/12 To Investment Technology Group Inc @ 24.806	10/04/12	99.07	-52.01
Sold 53 Shs 10/01/12 To Howard Weil Incorporated @ 24.8507	10/04/12	1,315.20	-647.08
Sold 4 Shs 10/02/12 To Isi Group Inc @ 24.755	10/05/12	98.87	-45.02
Sold 33 Shs 10/02/12 To Howard Weil Incorporated @ 24.5892	10/05/12	810.26	-376.81
Sold 4 Shs 10/03/12 To Liquidnet Inc @ 23.621	10/09/12	94.33	-49.56
Sold 5 Shs 10/03/12 To Isi Group Inc @ 23.74	10/09/12	118.51	-61.35
Sold 32 Shs 10/03/12 To Howard Weil Incorporated @ 23.6966	10/09/12	757.15	-393.95
Sold 109 Shs 11/01/12 To Liquidnet Inc @ 21.4826	11/06/12	2,337.72	-1,583.22
Sold 588 Shs 11/01/12 To Investment Technology Group Inc @ 20.9225	11/06/12	12,281.57	-6,259.48
Sold 203 Shs 11/01/12 To Jmp Securities @ 21.272	11/06/12	4,311.01	-137.45

WESTLAKE HEALTH FDN - JANUS/PERKINS

Account Number:
Statement Period:

71-N279-02-2
01/01/12 - 12/31/12

Sale Activity			
	Date	Proceeds	Realized Gain/Loss
Big Lots Inc Com			
Sold 100 Shs 06/29/12	07/05/12	4,112.87	451.35
To JP Morgan Clearing Corp			
@ 41.1647			
Sold 200 Shs 08/07/12	08/10/12	8,371.61	1,062.67
To Liquidnet Inc			
@ 41.889			
Sold 155 Shs 12/04/12	12/07/12	4,672.46	-945.41
To RBC Cap Mkts (Dain Rauscher)			
@ 30.1656			
Sold 45 Shs 12/04/12	12/07/12	1,356.99	-274.00
To Liquidnet Inc			
@ 30.1914			
Sold 300 Shs 12/04/12	12/07/12	9,469.25	-1,161.88
To RBC Cap Mkts (Dain Rauscher)			
@ 31.5849			
Sold 233 Shs 12/12/12	12/17/12	6,478.74	-1,189.88
To Goldman Sachs & Co			
@ 27.8264			
Sold 87 Shs 12/13/12	12/18/12	2,427.00	-315.01
To Liquidnet Inc			
@ 27.9323			
Sold 310 Shs 12/13/12	12/18/12	8,689.72	-1,029.70
To RBC Cap Mkts (Dain Rauscher)			
@ 28.052			
Sold 70 Shs 12/13/12	12/18/12	1,958.43	-235.69
To Pulse Trading LLC			
@ 27.9883			
Bob Evans Farms Inc Com			
Sold 100 Shs 01/12/12	01/18/12	3,498.84	947.77
To Deutsche Bk/Alex Brown & Sons			
@ 35.0241			
Sold 21 Shs 01/13/12	01/19/12	734.88	200.95
To Liquidnet Inc			
@ 35.025			
Sold 30 Shs 01/13/12	01/19/12	1,050.25	295.60
To RBC Cap Mkts (Dain Rauscher)			
@ 35.0293			
Sold 23 Shs 01/17/12	01/20/12	803.31	225.60
To UBS Warburg LLC			
@ 34.9476			
Sold 220 Shs 01/18/12	01/23/12	7,719.19	2,208.15
To JP Morgan Clearing Corp			
@ 35.1079			
Sold 6 Shs 01/19/12	01/24/12	211.46	61.49
To Citation Group/Bcc Clrg			
@ 35.2643			
Sold 5 Shs 02/15/12	02/21/12	195.41	70.44
To Investment Technology Group Inc			
@ 39.11			

WESTLAKE HEALTH FDN - JANUS/PERKINS

Account Number:
Statement Period:71-N279-02-2
01/01/12 - 12/31/12

Sale Activity

	Date	Proceeds	Realized Gain/Loss
Sold 190 Shs 02/15/12 To UBS Warburg LLC @ 38.7094	02/21/12	7,350.85	1,579.36
Sold 3 Shs 02/15/12 To Goldman Sachs Execution & Clrng @ 38.9325	02/21/12	116.73	23.74
Sold 2 Shs 02/15/12 To Citation Group/Bcc Clrg @ 38.9313	02/21/12	77.81	15.82
Sold 100 Shs 02/23/12 To UBS Warburg LLC @ 37.8594	02/28/12	3,783.87	685.34
Sold 60 Shs 02/24/12 To UBS Warburg LLC @ 37.5503	02/29/12	2,251.77	394.76
Sold 108 Shs 02/27/12 To UBS Warburg LLC @ 37.3364	03/01/12	4,030.09	688.69
Sold 80 Shs 02/28/12 To UBS Warburg LLC @ 37.424	03/02/12	2,992.26	528.93
Sold 121 Shs 02/29/12 To Liquidnet Inc @ 37.3602	03/05/12	4,516.86	944.32
Sold 73 Shs 02/29/12 To UBS Warburg LLC @ 37.2364	03/05/12	2,716.75	621.76
Sold 58 Shs 03/01/12 To UBS Warburg LLC @ 37.1144	03/06/12	2,151.44	489.83
Sold 134 Shs 10/08/12 To R W Baird & Co @ 38.5499	10/11/12	5,160.88	1,329.16
Sold 37 Shs 10/09/12 To R W Baird & Co @ 38.2768	10/12/12	1,414.90	362.41
Sold 130 Shs 10/10/12 To R W Baird & Co @ 38.1437	10/15/12	4,954.01	1,286.19
Sold 22 Shs 10/10/12 To Investment Technology Group Inc @ 38.13	10/15/12	838.07	218.83
Sold 55 Shs 10/11/12 To R W Baird & Co @ 38.2102	10/16/12	2,099.58	551.47
Sold 13 Shs 10/11/12 To Liquidnet Inc @ 38.15	10/16/12	495.47	129.55
Sold 54 Shs 10/12/12 To R W Baird & Co @ 38.0346	10/17/12	2,051.93	539.26

WESTLAKE HEALTH FDN - JANUS/PERKINS

Account Number:
Statement Period:71-N279-02-2
01/01/12 - 12/31/12

Sale Activity

	Date	Proceeds	Realized Gain/Loss
Sold 92 Shs 10/15/12 To R W Baird & Co @ 38.1748	10/18/12	3,508.78	934.91
Sold 63 Shs 10/16/12 To R W Baird & Co @ 38.4168	10/19/12	2,417.99	665.90
Briggs & Stratton Corp Com Sold 867 Shs 07/06/12 To Jonestrading Institutional Svcs @ 18.1	07/11/12	15,666.34	714.22
Sold 400 Shs 07/11/12 To Jonestrading Institutional Svcs @ 17.7826	07/16/12	7,100.88	359.10
Sold 100 Shs 07/17/12 To UBS Warburg LLC @ 17.3565	07/20/12	1,733.61	63.04
Sold 61 Shs 07/17/12 To UBS Warburg LLC @ 17.3659	07/20/12	1,058.07	91.79
Sold 45 Shs 07/18/12 To Investment Technology Group Inc @ 17.443	07/23/12	783.57	75.09
Sold 27 Shs 07/18/12 To UBS Warburg LLC @ 17.4056	07/23/12	469.39	44.30
Sold 37 Shs 07/19/12 To UBS Warburg LLC @ 17.3639	07/24/12	641.70	59.18
Sold 29 Shs 07/19/12 To UBS Warburg LLC @ 17.5025	07/24/12	506.97	50.40
Sold 9 Shs 07/19/12 To William Blair & Company LLC @ 17.29	07/24/12	155.42	13.72
Sold 73 Shs 07/20/12 To RBC Cap Mkts (Dain Rauscher) @ 17.2683	07/25/12	1,259.10	109.80
Sold 56 Shs 07/23/12 To UBS Warburg LLC @ 16.958	07/26/12	948.50	66.84
Sold 78 Shs 07/24/12 To RBC Cap Mkts (Dain Rauscher) @ 16.613	07/27/12	1,294.22	66.20
Sold 24 Shs 07/25/12 To RBC Cap Mkts (Dain Rauscher) @ 16.3847	07/30/12	392.74	14.89
Sold 60 Shs 07/25/12 To RBC Cap Mkts (Dain Rauscher) @ 16.4068	07/30/12	983.18	38.54
Sold 79 Shs 07/26/12 To Liquidnet Inc @ 16.295	07/31/12	1,284.91	41.43

WESTLAKE HEALTH FDN - JANUS/PERKINS

Account Number:
Statement Period:71-N279-02-2
01/01/12 - 12/31/12

Sale Activity

	Date	Proceeds	Realized Gain/Loss
Sold 122 Shs 07/26/12	07/31/12	2,002.78	82.85
To RBC Cap Mkts (Dain Rauscher)			
@ 16.4366			
Sold 167 Shs 10/31/12	11/05/12	3,287.68	663.43
To UBS Warburg LLC			
@ 19.7072			
Sold 133 Shs 10/31/12	11/05/12	2,618.32	532.72
To Pulse Trading LLC			
@ 19.6971			
Sold 98 Shs 11/27/12	11/30/12	2,021.69	485.11
To Liquidnet Inc			
@ 20.665			
Sold 87 Shs 11/27/12	11/30/12	1,796.90	433.45
To Instinet			
@ 20.6846			
Sold 15 Shs 11/27/12	11/30/12	309.20	74.63
To RBC Cap Mkts (Dain Rauscher)			
@ 20.6342			
Sold 6 Shs 12/26/12	12/31/12	127.47	33.64
To Goldman Sachs & Co			
@ 21.2659			
Sold 45 Shs 12/26/12	12/31/12	954.56	250.83
To UBS Warburg LLC			
@ 21.2331			
Brown & Brown Inc Com			
Sold 91 Shs 04/20/12	04/25/12	2,368.37	565.40
To Liquidnet Inc			
@ 26.0567			
Sold 28 Shs 04/20/12	04/25/12	733.24	178.48
To Merrill Lynch Pierce Fenner & S			
@ 26.208			
Sold 67 Shs 04/20/12	04/25/12	1,745.22	417.76
To UBS Warburg LLC			
@ 26.0687			
Sold 14 Shs 04/23/12	04/26/12	360.30	82.92
To Morgan Stanley & Co			
@ 25.7562			
Sold 57 Shs 04/27/12	05/02/12	1,536.12	406.78
To Merrill Lynch Pierce Fenner & S			
@ 26.97			
Sold 243 Shs 04/27/12	05/02/12	6,535.07	1,720.53
To Liquidnet Inc			
@ 26.9239			
C&J Energy Svcs Inc Com			
Sold 2 Shs 05/24/12	05/30/12	37.11	-20.89
To Knight Equity Markets L.P.			
@ 18.5688			
Sold 13 Shs 05/24/12	05/30/12	241.03	-135.97
To Citigroup Global Markets Inc (S			
@ 18.5615			

WESTLAKE HEALTH FDN - JANUS/PERKINS

Account Number:
Statement Period:

71-N279-02-2
01/01/12 - 12/31/12

Sale Activity			
	Date	Proceeds	Realized Gain/Loss
Sold 7 Shs 05/24/12 To Credit Suisse First Boston Corp @ 18.5697	05/30/12	129.84	-73.16
Sold 32 Shs 05/24/12 To Investment Technology Group Inc @ 18.2483	05/30/12	583.13	-344.87
Sold 1 Shs 05/24/12 To Citation Group/Bcc Clrg @ 18.575	05/30/12	18.55	-10.45
Sold 14 Shs 05/24/12 To UBS Warburg LLC @ 18.5716	05/30/12	259.71	-146.29
Sold 3 Shs 05/24/12 To Goldman Sachs Execution & Clrng @ 18.5614	05/30/12	55.61	-31.39
Sold 55 Shs 05/25/12 To Knight Equity Markets L.P. @ 18.5221	05/31/12	1,018.15	-549.58
Sold 57 Shs 05/25/12 To Credit Suisse First Boston Corp @ 18.5427	05/31/12	1,055.76	-539.66
Sold 14 Shs 05/25/12 To Citation Group/Bcc Clrg @ 18.5498	05/31/12	259.41	-132.45
Sold 94 Shs 05/25/12 To UBS Warburg LLC @ 18.5359	05/31/12	1,740.45	-890.60
Sold 20 Shs 05/25/12 To Goldman Sachs Execution & Clrng @ 18.55	05/31/12	370.59	-189.21
Sold 14 Shs 05/25/12 To Citigroup Global Markets Inc (S @ 18.5503	05/31/12	259.41	-132.45
Sold 74 Shs 05/29/12 To Goldman Sachs Execution & Clrng @ 18.2995	06/01/12	1,352.64	-649.84
Sold 200 Shs 06/07/12 To JP Morgan Clearing Corp @ 17.5264	06/12/12	3,498.20	-1,556.01
Sold 142 Shs 07/11/12 To Pulse Trading LLC @ 18.0839	07/16/12	2,566.43	-1,012.79
Sold 158 Shs 07/11/12 To Deutsche Bk/Alex Brown & Sons @ 18.069	07/16/12	2,849.31	-1,133.20
Sold 49 Shs 11/07/12 To RBC Cap Mkts (Dain Rauscher) @ 19.7106	11/13/12	964.81	-270.27
Sold 151 Shs 11/07/12 To Liquidnet Inc @ 19.7	11/13/12	2,969.34	-836.74

WESTLAKE HEALTH FDN - JANUS/PERKINS

Account Number:
Statement Period:71-N279-02-2
01/01/12 - 12/31/12

Sale Activity

	Date	Proceeds	Realized Gain/Loss
Callaway Golf Co Com Sold 693 Shs 03/20/12 To RBC Cap Mkts (Dain Rauscher) @ 7.1077	03/23/12	4,911.69	-1,916.44
Sold 1403 Shs 03/21/12 To RBC Cap Mkts (Dain Rauscher) @ 7.0045	03/26/12	9,799.07	-4,024.69
Sold 498 Shs 03/22/12 To Morgan Stanley & Co @ 6.9057	03/27/12	3,429.01	-1,364.99
Sold 373 Shs 03/23/12 To RBC Cap Mkts (Dain Rauscher) @ 6.8276	03/28/12	2,539.18	-1,135.99
Sold 813 Shs 03/23/12 To Merrill Lynch Pierce Fenner & S @ 6.8813	03/28/12	5,578.14	-2,432.35
Sold 1146 Shs 03/26/12 To Morgan Stanley & Co @ 7.0036	03/29/12	7,985.87	-3,305.67
Sold 74 Shs 03/26/12 To RBC Cap Mkts (Dain Rauscher) @ 7.0026	03/29/12	516.70	-212.42
Sold 319 Shs 07/03/12 To Morgan Stanley & Co @ 6.2112	07/09/12	1,970.15	-1,172.96
Sold 230 Shs 07/05/12 To Mkm Partners LLC @ 6.2292	07/10/12	1,424.64	-841.55
Sold 189 Shs 07/05/12 To Morgan Stanley & Co @ 6.2273	07/10/12	1,173.15	-689.07
Sold 115 Shs 07/06/12 To Mkm Partners LLC @ 6.2285	07/11/12	712.23	-420.86
Sold 117 Shs 07/06/12 To UBS Warburg LLC @ 6.2424	07/11/12	728.00	-424.80
Sold 30 Shs 07/09/12 To Morgan Stanley & Co @ 6.2101	07/12/12	185.69	-109.90
Sold 117 Shs 07/10/12 To UBS Warburg LLC @ 6.1827	07/13/12	721.02	-431.78
Sold 316 Shs 07/11/12 To UBS Warburg LLC @ 5.8351	07/16/12	1,837.52	-1,276.03
Sold 520 Shs 07/12/12 To UBS Warburg LLC @ 5.4622	07/17/12	2,829.87	-2,249.27
Sold 47 Shs 07/12/12 To Pulse Trading LLC @ 5.445	07/17/12	255.44	-201.77

WESTLAKE HEALTH FDN - JANUS/PERKINS

Account Number:
Statement Period:71-N279-02-2
01/01/12 - 12/31/12

Sale Activity			
	Date	Proceeds	Realized Gain/Loss
Sold 398 Shs 10/03/12 To Lazard Capital Markets LLC @ 6.5903	10/09/12	2,608.95	-1,262.76
Sold 73 Shs 10/04/12 To UBS Warburg LLC @ 6.4375	10/10/12	468.46	-241.68
Sold 44 Shs 10/05/12 To UBS Warburg LLC @ 6.3843	10/11/12	280.02	-148.01
Sold 186 Shs 10/08/12 To UBS Warburg LLC @ 6.3827	10/11/12	1,183.43	-625.96
Sold 52 Shs 10/09/12 To RBC Cap Mkts (Dain Rauscher) @ 6.2914	10/12/12	326.10	-179.75
Sold 62 Shs 10/10/12 To RBC Cap Mkts (Dain Rauscher) @ 6.1916	10/15/12	382.63	-220.50
Sold 14 Shs 10/11/12 To Liquidnet Inc @ 6.235	10/16/12	86.79	-49.40
Sold 71 Shs 10/11/12 To RBC Cap Mkts (Dain Rauscher) @ 6.2581	10/16/12	442.90	-247.78
Carbo Ceramics Inc Com Sold 700 Shs 07/19/12 To Liquidnet Inc @ 85.75	07/24/12	60,002.65	-6,179.46
Sold 9 Shs 09/14/12 To Keybank Capital Mkts Inc.(McDon @ 74.4023	09/19/12	669.28	-79.89
Sold 23 Shs 09/14/12 To UBS Warburg LLC @ 74.0955	09/19/12	1,703.70	-206.72
Sold 29 Shs 09/17/12 To Investment Technology Group Inc @ 71.6675	09/20/12	2,077.29	-331.50
Sold 39 Shs 09/18/12 To JP Morgan Clearing Corp @ 68.9062	09/21/12	2,686.49	-552.91
Sold 31 Shs 10/25/12 To Piper Jaffray @ 69.3137	10/30/12	2,147.58	-26.39
Sold 169 Shs 10/25/12 To RBC Cap Mkts (Dain Rauscher) @ 69.9855	10/30/12	11,823.90	-27.75
Caseys Gen Stores Inc Com Sold 135 Shs 12/28/11 To R W Baird & Co @ 51.5364	01/03/12	6,955.92	1,925.93

WESTLAKE HEALTH FDN - JANUS/PERKINS

Account Number:
Statement Period:71-N279-02-2
01/01/12 - 12/31/12

Sale Activity

	Date	Proceeds	Realized Gain/Loss
Sold 94 Shs 12/29/11 To R W Baird & Co @ 51.6348	01/04/12	4,852.63	1,358.49
Sold 11 Shs 12/29/11 To UBS Warburg LLC @ 51.6077	01/04/12	567.44	158.55
Sold 10 Shs 12/30/11 To RBC Cap Mkts (Dain Rauscher) @ 51.5228	01/05/12	515.02	143.39
Sold 57 Shs 04/04/12 To R W Baird & Co @ 55.2498	04/10/12	3,147.16	1,029.01
Sold 42 Shs 04/05/12 To R W Baird & Co @ 55.0001	04/11/12	2,308.47	749.58
Sold 17 Shs 04/09/12 To Investment Technology Group Inc @ 53.46	04/12/12	908.36	280.54
Sold 53 Shs 04/09/12 To UBS Warburg LLC @ 53.4779	04/12/12	2,833.20	875.88
Sold 31 Shs 04/10/12 To UBS Warburg LLC @ 52.8005	04/13/12	1,636.16	491.31
Sold 200 Shs 04/16/12 To R W Baird & Co @ 55.2487	04/19/12	11,042.49	3,656.39
Sold 87 Shs 04/17/12 To R W Baird & Co @ 56.6308	04/20/12	4,923.71	1,710.76
Sold 13 Shs 04/18/12 To R W Baird & Co @ 55.7663	04/23/12	724.48	246.21
Sold 4 Shs 04/25/12 To Investment Technology Group Inc @ 56.165	04/30/12	224.55	77.64
Sold 11 Shs 04/25/12 To Merrill Lynch Pierce Fenner & S @ 56.45	04/30/12	620.72	216.72
Sold 19 Shs 04/25/12 To R W Baird & Co @ 56.38	04/30/12	1,070.52	373.14
Sold 49 Shs 04/26/12 To R W Baird & Co @ 56.004	05/01/12	2,742.41	944.44
Sold 2 Shs 04/26/12 To Liquidnet Inc @ 56.01	05/01/12	111.95	38.56
Sold 15 Shs 04/27/12 To R W Baird & Co @ 56.2061	05/02/12	842.54	292.14

WESTLAKE HEALTH FDN - JANUS/PERKINS

Account Number:
Statement Period:

71-N279-02-2
01/01/12 - 12/31/12

Sale Activity			
	Date	Proceeds	Realized Gain/Loss
Sold 100 Shs 05/10/12 To Liquidnet Inc @ 59.7838	05/15/12	5,975.24	2,305.91
Sold 7 Shs 07/10/12 To Lazard Capital Markets LLC @ 62.564	07/13/12	437.69	180.84
Sold 7 Shs 07/10/12 To Liquidnet Inc @ 62.3451	07/13/12	436.20	179.35
Sold 2 Shs 07/10/12 To Morgan Stanley & Co @ 62.7754	07/13/12	125.50	52.11
Sold 1 Shs 07/11/12 To Instinet @ 61.6042	07/16/12	61.56	24.87
Sold 8 Shs 07/12/12 To Lazard Capital Markets LLC @ 61.0881	07/17/12	488.40	194.85
Sold 4 Shs 07/12/12 To Liquidnet Inc @ 61.3107	07/17/12	245.11	98.34
Sold 19 Shs 07/13/12 To Lazard Capital Markets LLC @ 61.6123	07/18/12	1,169.93	472.76
Sold 7 Shs 07/13/12 To William Blair & Company LLC @ 61.8017	07/18/12	432.46	175.61
Sold 14 Shs 07/16/12 To Lazard Capital Markets LLC @ 61.632	07/19/12	862.34	348.63
Sold 2 Shs 07/17/12 To Lazard Capital Markets LLC @ 60.4706	07/20/12	120.86	47.47
Sold 10 Shs 07/18/12 To Lazard Capital Markets LLC @ 58.3166	07/23/12	582.80	215.87
Sold 1 Shs 07/18/12 To Liquidnet Inc @ 58.9422	07/23/12	58.90	22.21
Sold 18 Shs 07/19/12 To Liquidnet Inc @ 57.2481	07/24/12	1,029.90	369.42
Charles Riv Laboratories Intl Inc Com			
Sold 94 Shs 01/10/12 To Leerink Swann and Company @ 32.845	01/13/12	3,084.08	238.04
Sold 41 Shs 01/10/12 To Investment Technology Group Inc @ 33.39	01/13/12	1,367.93	127.36

WESTLAKE HEALTH FDN - JANUS/PERKINS

Account Number:
Statement Period:71-N279-02-2
01/01/12 - 12/31/12

Sale Activity

	Date	Proceeds	Realized Gain/Loss
Sold 85 Shs 01/10/12 To Leerink Swann and Company @ 33.2649	01/13/12	2,824.48	258.64
Sold 11 Shs 01/10/12 To Barclays Capital Le @ 32.315	01/13/12	355.24	25.64
Sold 307 Shs 01/10/12 To Leerink Swann and Company @ 32.7638	01/13/12	10,047.54	848.84
Sold 23 Shs 01/11/12 To Investment Technology Group Inc @ 31.785	01/17/12	730.46	41.31
Sold 62 Shs 01/11/12 To Leerink Swann and Company @ 31.9424	01/17/12	1,978.22	120.70
Sold 105 Shs 01/11/12 To Leerink Swann and Company @ 31.2397	01/17/12	3,276.42	131.20
Sold 24 Shs 01/11/12 To Liquidnet Inc @ 31.3856	01/17/12	752.51	33.60
Sold 9 Shs 01/12/12 To Investment Technology Group Inc @ 31.0534	01/18/12	279.24	9.65
Sold 17 Shs 01/12/12 To Leerink Swann and Company @ 31.0371	01/18/12	527.01	17.78
Sold 22 Shs 01/13/12 To Investment Technology Group Inc @ 31.0634	01/19/12	682.82	23.82
Sold 17 Shs 02/14/12 To Liquidnet Inc @ 36.175	02/17/12	614.45	107.51
Sold 83 Shs 02/14/12 To Leerink Swann and Company @ 36.3014	02/17/12	3,010.05	535.50
Sold 30 Shs 02/14/12 To Liquidnet Inc @ 35.7519	02/17/12	1,071.63	177.39
Sold 125 Shs 02/14/12 To Leerink Swann and Company @ 35.4563	02/17/12	4,427.57	701.57
Sold 25 Shs 02/15/12 To Investment Technology Group Inc @ 35.4611	02/21/12	885.88	140.68
Sold 29 Shs 02/15/12 To Liquidnet Inc @ 34.9914	02/21/12	1,013.86	95.61
Sold 37 Shs 02/15/12 To Leerink Swann and Company @ 34.8758	02/21/12	1,289.07	-35.06

WESTLAKE HEALTH FDN - JANUS/PERKINS

Account Number:
Statement Period:

71-N279-02-2
01/01/12 - 12/31/12

Sale Activity			
	Date	Proceeds	Realized Gain/Loss
Sold 54 Shs 02/15/12 To Liquidnet Inc @ 35.364	02/21/12	1,908.00	-24.52
Sold 435 Shs 07/27/12 To Credit Suisse First Boston Corp @ 33.8506	08/01/12	14,709.45	-797.32
Sold 65 Shs 07/27/12 To William Blair & Company LLC @ 33.825	08/01/12	2,197.28	-99.65
Sold 90 Shs 08/15/12 To Leerink Swann and Company @ 36.5954	08/20/12	3,290.36	489.86
Sold 210 Shs 08/16/12 To Leerink Swann and Company @ 36.6726	08/21/12	7,693.72	1,273.64
Sold 61 Shs 09/12/12 To Leerink Swann and Company @ 38.2552	09/17/12	2,331.37	425.07
Sold 230 Shs 09/13/12 To Leerink Swann and Company @ 38.3754	09/18/12	8,818.09	1,630.41
Sold 26 Shs 09/13/12 To Liquidnet Inc @ 38.44	09/18/12	998.50	185.98
Sold 14 Shs 09/14/12 To Liquidnet Inc @ 38.465	09/19/12	538.00	109.31
Sold 36 Shs 09/14/12 To Investment Technology Group Inc @ 38.48	09/19/12	1,383.98	281.64
Sold 133 Shs 09/14/12 To Leerink Swann and Company @ 38.4847	09/19/12	5,113.69	988.84
Sold 48 Shs 09/28/12 To Leerink Swann and Company @ 39.6843	10/03/12	1,903.12	425.22
Sold 14 Shs 09/28/12 To Investment Technology Group Inc @ 39.905	10/03/12	558.16	127.37
Sold 38 Shs 10/01/12 To Leerink Swann and Company @ 39.6876	10/04/12	1,506.76	337.67
Sold 47 Shs 11/15/12 To Jefferies & Co @ 38.411	11/20/12	1,803.62	357.63
Sold 153 Shs 11/15/12 To Jefferies & Co @ 38.3675	11/20/12	5,864.73	1,157.59
Sold 149 Shs 12/05/12 To Investment Technology Group Inc @ 38.7393	12/10/12	5,766.81	1,438.42

WESTLAKE HEALTH FDN - JANUS/PERKINS

Account Number:
Statement Period:71-N279-02-2
01/01/12 - 12/31/12

Sale Activity

	Date	Proceeds	Realized Gain/Loss
Sold 51 Shs 12/06/12 To UBS Warburg LLC @ 38.5133	12/11/12	1,963.11	485.46
Cloud Peak Energy Inc Com Sold 214 Shs 09/14/12 To Morgan Stanley & Co @ 19.7614	09/19/12	4,221.35	736.36
Sold 63 Shs 09/17/12 To JP Morgan Clearing Corp @ 19.2283	09/20/12	1,210.09	185.32
Sold 23 Shs 09/18/12 To Morgan Stanley & Co @ 18.7328	09/21/12	430.38	56.32
Sold 300 Shs 10/22/12 To R W Baird & Co @ 20.0615	10/25/12	6,007.81	1,249.08
Sold 198 Shs 11/07/12 To Wells Fargo Securities, LLC @ 19.9923	11/13/12	3,951.46	818.03
Sold 72 Shs 11/07/12 To Liquidnet Inc @ 20.035	11/13/12	1,439.96	300.55
Sold 30 Shs 11/07/12 To Pulse Trading LLC @ 20.1586	11/13/12	604.44	129.68
Columbia Bkg Sys Inc Com Sold 77 Shs 01/10/12 To Liquidnet Inc @ 21.4717	01/13/12	1,650.97	296.29
Sold 38 Shs 01/10/12 To Pulse Trading LLC @ 21.4818	01/13/12	815.91	149.12
Sold 18 Shs 01/10/12 To Investment Technology Group Inc @ 21.4708	01/13/12	386.01	70.54
Sold 51 Shs 01/11/12 To Investment Technology Group Inc @ 20.7596	01/17/12	1,057.43	163.61
Sold 110 Shs 01/11/12 To Barclays Capital Le @ 20.719	01/17/12	2,276.84	350.99
Sold 87 Shs 01/12/12 To Investment Technology Group Inc @ 20.7683	01/18/12	1,804.62	293.41
Sold 32 Shs 01/13/12 To Citation Group/Bcc Clrg @ 20.474	01/19/12	654.52	99.33
Sold 153 Shs 01/17/12 To Liquidnet Inc @ 20.535	01/20/12	3,137.20	482.68

WESTLAKE HEALTH FDN - JANUS/PERKINS

Account Number:
Statement Period:

71-N279-02-2
01/01/12 - 12/31/12

Sale Activity			
	Date	Proceeds	Realized Gain/Loss
Sold 16 Shs 01/17/12 To Morgan Stanley & Co @ 20.6733	01/20/12	330.44	53.33
Sold 12 Shs 01/18/12 To Investment Technology Group Inc @ 20.5085	01/23/12	245.79	38.24
Sold 87 Shs 01/18/12 To UBS Warburg LLC @ 20.7841	01/23/12	1,806.44	301.74
Sold 75 Shs 01/19/12 To UBS Warburg LLC @ 20.9068	01/24/12	1,566.47	393.51
Sold 94 Shs 01/20/12 To UBS Warburg LLC @ 21.0225	01/25/12	1,974.20	564.56
Sold 17 Shs 01/20/12 To Liquidnet Inc @ 20.91	01/25/12	354.95	100.02
Sold 63 Shs 01/23/12 To Investment Technology Group Inc @ 20.9423	01/26/12	1,317.75	373.07
Sold 61 Shs 01/24/12 To Liquidnet Inc @ 20.9672	01/27/12	1,277.14	382.04
Sold 9 Shs 01/24/12 To Pulse Trading LLC @ 21.075	01/27/12	189.58	59.51
Comstock Res Inc Com New Sold 172 Shs 01/12/12 To Investment Technology Group Inc @ 14.619	01/18/12	2,510.12	-1,374.10
Sold 14 Shs 01/12/12 To Liquidnet Inc @ 14.855	01/18/12	207.54	-108.62
Sold 15 Shs 01/13/12 To Barclays Capital Le @ 14	01/19/12	209.69	-128.09
Sold 70 Shs 01/13/12 To UBS Warburg LLC @ 13.7623	01/19/12	961.94	-596.44
Sold 29 Shs 01/17/12 To Morgan Stanley & Co @ 13.1994	01/20/12	382.19	-263.43
Sold 294 Shs 01/20/12 To Howard Weil Incorporated @ 12.4535	01/25/12	3,650.96	-3,285.52
Sold 23 Shs 01/23/12 To Investment Technology Group Inc @ 13.145	01/26/12	301.75	-298.27
Sold 555 Shs 01/23/12 To Sanford C Bernstein & Co @ 12.9862	01/26/12	7,196.10	-3,839.89

WESTLAKE HEALTH FDN - JANUS/PERKINS

Account Number:
Statement Period:71-N279-02-2
01/01/12 - 12/31/12

Sale Activity

	Date	Proceeds	Realized Gain/Loss
Sold 628 Shs 01/23/12 To Liquidnet Inc @ 13.165	01/26/12	8,248.62	-2,217.38
Covance Inc Com Sold 10 Shs 07/20/12 To Investment Technology Group Inc @ 48.215	07/25/12	481.83	-10.28
Sold 187 Shs 07/20/12 To William Blair & Company LLC @ 48.5869	07/25/12	9,081.80	97.65
Sold 22 Shs 07/20/12 To RBC Cap Mkts (Dain Rauscher) @ 48.4277	07/25/12	1,064.94	31.82
Sold 7 Shs 07/20/12 To Liquidnet Inc @ 48.55	07/25/12	339.63	11.23
Sold 5 Shs 07/23/12 To Investment Technology Group Inc @ 47.285	07/26/12	236.27	1.97
Sold 67 Shs 07/23/12 To RBC Cap Mkts (Dain Rauscher) @ 47.3208	07/26/12	3,169.07	44.01
Sold 2 Shs 07/24/12 To UBS Warburg LLC @ 47.3233	07/27/12	94.60	1.61
Sold 38 Shs 08/31/12 To Jefferies & Co @ 47.6527	09/06/12	1,809.42	42.59
Sold 29 Shs 08/31/12 To Liquidnet Inc @ 47.68	09/06/12	1,381.81	37.78
Sold 27 Shs 08/31/12 To Investment Technology Group Inc @ 47.6584	09/06/12	1,285.94	34.97
Sold 71 Shs 09/04/12 To Morgan Stanley & Co @ 48.0474	09/07/12	3,409.87	145.06
Sold 7 Shs 09/04/12 To William Blair & Company LLC @ 47.71	09/07/12	333.71	13.69
Sold 28 Shs 09/05/12 To Morgan Stanley & Co @ 48.4009	09/10/12	1,354.63	75.12
Sold 73 Shs 11/06/12 To UBS Warburg LLC @ 54.812	11/09/12	3,999.73	667.99
Sold 14 Shs 11/07/12 To Pulse Trading LLC @ 54.985	11/13/12	769.63	131.02
Sold 73 Shs 11/07/12 To Rosenblatt Securites LLC @ 54.9807	11/13/12	4,010.94	681.03

WESTLAKE HEALTH FDN - JANUS/PERKINS

Account Number:
Statement Period:

71-N279-02-2
01/01/12 - 12/31/12

Sale Activity

	Date	Proceeds	Realized Gain/Loss
Sold 109 Shs 11/07/12 To Credit Suisse First Boston Corp @ 54.9749	11/13/12	5,989.94	1,025.38
Sold 104 Shs 11/07/12 To Liquidnet Inc @ 54.5935	11/13/12	5,673.95	993.26
Sold 15 Shs 11/07/12 To Goldman Sachs & Co @ 55.2259	11/13/12	828.07	155.24
Sold 50 Shs 11/08/12 To Liquidnet Inc @ 52.855	11/14/12	2,640.94	398.15
Sold 38 Shs 11/08/12 To Citigroup Global Markets Inc (S @ 53.0597	11/14/12	2,015.46	310.95
Sold 3 Shs 11/08/12 To UBS Warburg LLC @ 52.6618	11/14/12	157.92	23.35
Sold 21 Shs 11/09/12 To JP Morgan Clearing Corp @ 52.4635	11/15/12	1,100.96	159.81
Sold 78 Shs 11/14/12 To Baypoint Trading LLC @ 54.1119	11/19/12	4,219.07	729.64
Sold 22 Shs 11/15/12 To Baypoint Trading LLC @ 54.0457	11/20/12	1,188.54	205.15
Sold 109 Shs 12/11/12 To Instinet @ 58.9033	12/14/12	6,417.04	1,618.65
Sold 80 Shs 12/11/12 To Liquidnet Inc @ 58.935	12/14/12	4,711.89	1,190.14
Sold 11 Shs 12/12/12 To UBS Warburg LLC @ 58.8188	12/17/12	646.77	162.53
Sold 100 Shs 12/12/12 To Citigroup Global Markets Inc (S @ 58.48	12/17/12	5,845.86	1,396.04
Sold 38 Shs 12/14/12 To Investment Technology Group Inc @ 58.466	12/19/12	2,220.33	548.28
Sold 62 Shs 12/14/12 To First Analysis Securities Corp. @ 58.3229	12/19/12	3,613.77	885.68
Sold 127 Shs 12/18/12 To Stifel Nicolaus & Co @ 58.8953	12/21/12	7,475.08	1,886.90
Sold 73 Shs 12/19/12 To RBC Cap Mkts (Dain Rauscher) @ 58.5436	12/24/12	4,272.12	1,060.02

WESTLAKE HEALTH FDN - JANUS/PERKINS

Account Number:
Statement Period:71-N279-02-2
01/01/12 - 12/31/12

Sale Activity

	Date	Proceeds	Realized Gain/Loss
Dana Holding Corp Com Sold 412 Shs 06/19/12 To Merrill Lynch Pierce Fenner & S @ 13.29	06/22/12	5,467.12	-1,361.66
Sold 588 Shs 06/19/12 To Credit Suisse First Boston Corp @ 13.2852	06/22/12	7,790.94	-1,909.33
Sold 433 Shs 12/26/12 To Cantor Fitzgerald & Co @ 15.2086	12/31/12	6,576.51	-429.31
Sold 135 Shs 12/26/12 To Liquidnet Inc @ 15.1914	12/31/12	2,046.06	-39.81
Sold 32 Shs 12/26/12 To Pulse Trading LLC @ 15 195	12/31/12	485.10	13.33
Deckers Outdoor Corp Sold 81 Shs 08/17/12 To Stifel Nicolaus & Co @ 49.9288	08/22/12	4,041.29	-231.68
Sold 19 Shs 08/17/12 To Liquidnet Inc @ 49.725	08/22/12	944.18	-58.12
Sold 268 Shs 10/26/12 To RBC Cap Mkts (Dain Rauscher) @ 29.7017	10/31/12	7,954.52	-6,183.20
Sold 42 Shs 10/26/12 To Piper Jaffray @ 29.46	10/31/12	1,235.82	-966.01
Sold 778 Shs 10/26/12 To RBC Cap Mkts (Dain Rauscher) @ 29.5929	10/31/12	23,007.20	-12,066.23
Sold 12 Shs 10/26/12 To Collins Stewart LLC @ 29.025	10/31/12	347.87	-71.35
Diamondrock Hospitality Co Com Sold 286 Shs 01/24/12 To Keybanc Capital Mkts Inc.(McDon @ 10.6837	01/27/12	3,045.47	-265.55
Sold 614 Shs 01/25/12 To Keybanc Capital Mkts Inc.(McDon @ 10.6314	01/30/12	6,506.06	-602.22
Sold 471 Shs 05/31/12 To Isi Group Inc @ 9.9234	06/05/12	4,657.32	-1,084.45
Sold 129 Shs 06/01/12 To Isi Group Inc @ 9.6498	06/06/12	1,240.27	-332.32

WESTLAKE HEALTH FDN - JANUS/PERKINS

Account Number:
Statement Period:

71-N279-02-2
01/01/12 - 12/31/12

Sale Activity			
	Date	Proceeds	Realized Gain/Loss
Sold 66 Shs 06/21/12 To Knight Equity Markets L.P. @ 10.0969	06/26/12	665.73	-123.51
Sold 36 Shs 06/21/12 To Credit Suisse First Boston Corp @ 10.0963	06/26/12	362.74	-67.76
Sold 145 Shs 06/21/12 To UBS Warburg LLC @ 10.0961	06/26/12	1,460.99	-272.95
Sold 124 Shs 06/21/12 To Goldman Sachs Execution & Clrng @ 10.0954	06/26/12	1,249.32	-233.49
Sold 15 Shs 06/21/12 To Citigroup Global Markets Inc (S @ 10.0921	06/26/12	151.07	-28.30
Sold 36 Shs 06/21/12 To Citation Group/Bcc Clrg @ 10.0962	06/26/12	362.73	-67.77
Sold 1 Shs 06/22/12 To Credit Suisse First Boston Corp @ 10.1425	06/27/12	10.11	-1.85
Sold 492 Shs 06/22/12 To UBS Warburg LLC @ 10.0951	06/27/12	4,956.83	-836.66
Sold 1 Shs 06/22/12 To Citigroup Global Markets Inc (S @ 10.14	06/27/12	10.11	-1.46
Sold 84 Shs 06/25/12 To Sanford C Bernstein & Co @ 9.8753	06/28/12	827.83	-144.05
Sold 9 Shs 06/29/12 To RBC Cap Mkts (Dain Rauscher) @ 10.1901	07/05/12	91.52	-12.61
Sold 91 Shs 06/29/12 To Mkm Partners LLC @ 10.1746	07/05/12	922.68	-130.19
Diebold Inc Com Sold 35 Shs 02/13/12 To Investment Technology Group Inc @ 37.8777	02/16/12	1,324.81	167.01
Sold 365 Shs 02/13/12 To RBC Cap Mkts (Dain Rauscher) @ 38.3251	02/16/12	13,981.09	1,906.89
Sold 29 Shs 03/09/12 To Liquidnet Inc @ 39.025	03/14/12	1,130.83	171.51
Sold 103 Shs 03/09/12 To Deutsche Bk/Alex Brown & Sons @ 39.0276	03/14/12	4,016.16	608.92
Sold 16 Shs 03/12/12 To UBS Warburg LLC @ 38.7225	03/15/12	619.22	89.94

WESTLAKE HEALTH FDN - JANUS/PERKINS

Account Number:
Statement Period:71-N279-02-2
01/01/12 - 12/31/12

Sale Activity

	Date	Proceeds	Realized Gain/Loss
Sold 52 Shs 03/12/12	03/15/12	2,014.63	294.47
To RBC Cap Mkts (Dain Rauscher)			
@ 38.7636			
Sold 58 Shs 03/14/12	03/19/12	2,247.20	328.56
To Citation Group/Bcc Clrg			
@ 38.7805			
Sold 256 Shs 03/15/12	03/20/12	9,984.77	1,516.29
To Citation Group/Bcc Clrg			
@ 39.0387			
Sold 286 Shs 03/15/12	03/20/12	11,160.71	1,699.83
To Pulse Trading LLC			
@ 39.0342			
Sold 26 Shs 04/04/12	04/10/12	1,007.35	147.27
To Merrill Lynch Pierce Fenner & S			
@ 38.765			
Sold 230 Shs 04/04/12	04/10/12	8,901.24	1,292.84
To RBC Cap Mkts (Dain Rauscher)			
@ 38.7219			
Sold 75 Shs 04/04/12	04/10/12	2,901.94	451.78
To Liquidnet Inc			
@ 38.7234			
Sold 116 Shs 04/05/12	04/11/12	4,486.67	768.63
To Liquidnet Inc			
@ 38.7091			
Sold 53 Shs 04/05/12	04/11/12	2,049.00	350.24
To UBS Warburg LLC			
@ 38.6813			
Sold 89 Shs 04/11/12	04/16/12	3,353.49	500.85
To UBS Warburg LLC			
@ 37.7006			
Sold 211 Shs 04/11/12	04/16/12	7,926.86	1,163.86
To Liquidnet Inc			
@ 37.5989			
Sold 65 Shs 04/17/12	04/20/12	2,536.24	517.28
To Merrill Lynch Pierce Fenner & S			
@ 39.04			
Sold 135 Shs 04/17/12	04/20/12	5,266.37	1,073.15
To Investment Technology Group Inc			
@ 39.0361			
Sold 2 Shs 04/25/12	04/30/12	85.26	23.60
To Credit Suisse First Boston Corp			
@ 42.655			
Sold 78 Shs 04/25/12	04/30/12	3,310.63	905.91
To Liquidnet Inc			
@ 42.475			
Sold 1 Shs 04/25/12	04/30/12	42.16	11.33
To UBS Warburg LLC			
@ 42.1917			
Sold 1 Shs 04/25/12	04/30/12	42.26	11.43
To Goldman Sachs Execution & Clrng			
@ 42.286			

WESTLAKE HEALTH FDN - JANUS/PERKINS

Account Number:
Statement Period:71-N279-02-2
01/01/12 - 12/31/12

Sale Activity

	Date	Proceeds	Realized Gain/Loss
Sold 116 Shs 04/25/12 To Investment Technology Group Inc @ 40.9093	04/30/12	4,742.47	1,166.21
Sold 1 Shs 04/25/12 To Citation Group/Bcc Clrg @ 42.19	04/30/12	42.16	11.33
Sold 1 Shs 04/25/12 To Citigroup Global Markets Inc (S @ 42.204	04/30/12	42.17	11.34
Exco Res Inc Com Sold 931 Shs 05/09/12 To Pickering Energy Partners, Inc @ 7.8118	05/14/12	7,235.39	-7,974.26
Sold 69 Shs 05/09/12 To Merrill Lynch Pierce Fenner & S @ 7.83	05/14/12	538.88	-584.20
Sold 623 Shs 05/22/12 To Liquidnet Inc @ 7.6194	05/25/12	4,728.09	-5,402.86
Sold 377 Shs 05/22/12 To Howard Weil Incorporated @ 7.6546	05/25/12	2,872.51	-3,183.49
Sold 450 Shs 05/23/12 To Howard Weil Incorporated @ 7.553	05/29/12	3,383.02	-3,237.88
Sold 850 Shs 05/23/12 To Liquidnet Inc @ 7.5515	05/29/12	6,393.13	-5,714.98
Sold 618 Shs 05/25/12 To Pulse Trading LLC @ 7.915	05/31/12	4,885.18	-3,466.39
Sold 82 Shs 05/25/12 To Howard Weil Incorporated @ 7.9149	05/31/12	646.13	-449.86
Sold 1000 Shs 06/06/12 To Pickering Energy Partners, Inc @ 6.8052	06/11/12	6,765.05	-6,362.80
Sold 198 Shs 06/27/12 To Liquidnet Inc @ 7.615	07/02/12	1,501.79	-1,073.39
Sold 14 Shs 06/27/12 To Citation Group/Bcc Clrg @ 7.6126	07/02/12	106.29	-71.86
Sold 2 Shs 06/27/12 To Knight Equity Markets L.P. @ 7.6177	07/02/12	15.21	-10.24
Sold 206 Shs 06/27/12 To Sanford C Bernstein & Co @ 7.395	07/02/12	1,519.21	-1,094.00
Sold 8 Shs 06/27/12 To UBS Warburg LLC @ 7.6154	07/02/12	60.75	-40.57

WESTLAKE HEALTH FDN - JANUS/PERKINS

Account Number:
Statement Period:71-N279-02-2
01/01/12 - 12/31/12

Sale Activity

	Date	Proceeds	Realized Gain/Loss
Sold 6 Shs 06/27/12 To Goldman Sachs Execution & Clrng @ 7.615	07/02/12	45.56	-30.43
Sold 66 Shs 06/27/12 To Merrill Lynch Pierce Fenner & S @ 7.4917	07/02/12	493.12	-342.78
Sold 500 Shs 07/10/12 To Pickering Energy Partners, Inc @ 7.0348	07/13/12	3,497.32	-2,835.28
Sold 61 Shs 07/25/12 To Liquidnet Inc @ 7	07/30/12	425.16	-347.42
Sold 32 Shs 07/25/12 To Howard Weil Incorporated @ 6.9971	07/30/12	222.78	-182.51
Sold 19 Shs 07/25/12 To William Blair & Company LLC @ 7.005	07/30/12	132.71	-104.76
Sold 432 Shs 07/26/12 To Howard Weil Incorporated @ 6.9048	07/31/12	2,967.68	-2,292.46
Sold 259 Shs 07/27/12 To Howard Weil Incorporated @ 6.9991	08/01/12	1,803.65	-1,292.14
Sold 394 Shs 07/27/12 To RBC Cap Mkts (Dain Rauscher) @ 7.0139	08/01/12	2,755.53	-1,937.88
Sold 411 Shs 07/30/12 To Howard Weil Incorporated @ 7.2682	08/02/12	2,972.77	-1,793.91
Sold 127 Shs 07/31/12 To Citation Group/Bcc Clrg @ 7.0855	08/03/12	897.30	-562.09
Sold 134 Shs 07/31/12 To Howard Weil Incorporated @ 7.2365	08/03/12	964.97	-558.50
Sold 123 Shs 07/31/12 To William Blair & Company LLC @ 7.211	08/03/12	884.47	-495.60
Sold 56 Shs 08/01/12 To Pulse Trading LLC @ 7.3158	08/06/12	409.11	-218.46
Sold 145 Shs 08/01/12 To Raymond James & Associates @ 7.345	08/06/12	1,059.92	-565.04
Sold 810 Shs 08/01/12 To RBC Cap Mkts (Dain Rauscher) @ 7.4221	08/06/12	5,995.56	-2,947.07
Sold 145 Shs 08/02/12 To Sanford C Bernstein & Co @ 7.2657	08/07/12	1,050.60	-541.96

WESTLAKE HEALTH FDN - JANUS/PERKINS

Account Number:
Statement Period:71-N279-02-2
01/01/12 - 12/31/12

Sale Activity

	Date	Proceeds	Realized Gain/Loss
Sold 155 Shs 08/03/12 To Investment Technology Group Inc @ 7.1213	08/08/12	1,099.12	-592.03
Sold 187 Shs 08/06/12 To Pickering Energy Partners, Inc @ 7.1791	08/09/12	1,334.98	-692.01
Sold 20 Shs 08/07/12 To William Blair & Company LLC @ 7.415	08/10/12	147.89	-68.90
Sold 374 Shs 08/07/12 To Pickering Energy Partners, Inc @ 7.4112	08/10/12	2,756.77	-1,297.20
Sold 29 Shs 08/07/12 To Pulse Trading LLC @ 7.415	08/10/12	214.74	-99.61
Sold 87 Shs 08/08/12 To Pickering Energy Partners, Inc @ 7.3656	08/13/12	637.32	-305.71
Energy Transfer Partners L P Unit LTD Partner Ship Int Sold 340 Shs 10/11/12 To Stifel Nicolaus & Co @ 42.4209	10/16/12	14,410.88	-214.21
Sold 5 Shs 10/12/12 To Investment Technology Group Inc @ 42.55	10/17/12	212.56	-2.52
Reversed on 11/02/2012 Incorrect Price S/B 43.853962 Sold .611 Shs 10/17/12 To Misc Broker @ 52.24	10/17/12	31.92	5.64
To Reverse Entry of 10/17/12 Incorrect Price S/B 43.853962 Sold .611 Shs 10/17/12 To Misc Broker @ 52.24	11/02/12	-31.92	-5.64
Sold .611 Shs 10/17/12 To Misc Broker @ 43.853962	11/02/12	26.79	0.51
Firstmerit Corp Com Sold 96 Shs 12/28/11 To Investment Technology Group Inc @ 15.204	01/03/12	1,457.15	-189.25
Sold 341 Shs 12/29/11 To Morgan Stanley & Co @ 15.235	01/04/12	5,188.22	-659.93
Sold 24 Shs 01/05/12 To Liquidnet Inc @ 15.885	01/10/12	380.51	-31.09

WESTLAKE HEALTH FDN - JANUS/PERKINS

Account Number:
Statement Period:71-N279-02-2
01/01/12 - 12/31/12

Sale Activity

	Date	Proceeds	Realized Gain/Loss
Sold 276 Shs 01/05/12 To Raymond James & Associates @ 15.6828	01/10/12	4,318.70	-414.70
Sold 247 Shs 01/10/12 To Jefferies & Co @ 16.0693	01/13/12	3,960.39	-275.57
Sold 22 Shs 01/10/12 To Liquidnet Inc @ 16.035	01/13/12	352.10	-25.19
Sold 31 Shs 01/11/12 To Jefferies & Co @ 16.0117	01/17/12	495.26	-36.38
Sold 130 Shs 01/24/12 To Sandler O'Neill & Partners LP @ 16.0046	01/27/12	2,076.01	-153.44
Sold 29 Shs 01/25/12 To Liquidnet Inc @ 15.745	01/30/12	455.73	-41.61
Sold 141 Shs 01/25/12 To Sandler O'Neill & Partners LP @ 15.7586	01/30/12	2,216.98	-200.97
Sold 136 Shs 04/11/12 To Merrill Lynch Pierce Fenner & S @ 16.125	04/16/12	2,190.23	-130.75
Sold 459 Shs 04/11/12 To Baypoint Trading LLC @ 16.1158	04/16/12	7,387.80	-358.53
Sold 205 Shs 04/12/12 To Investment Technology Group Inc @ 16.2999	04/17/12	3,336.27	-59.52
Sold 144 Shs 04/23/12 To Investment Technology Group Inc @ 16.1819	04/26/12	2,326.53	-71.01
Sold 66 Shs 04/24/12 To Investment Technology Group Inc @ 16.6054	04/27/12	1,094.28	-4.59
Sold 41 Shs 04/24/12 To Merrill Lynch Pierce Fenner & S @ 16.4251	04/27/12	672.59	-10.05
Sold 196 Shs 04/24/12 To Investment Technology Group Inc @ 16.5059	04/27/12	3,230.18	-31.00
Sold 34 Shs 04/24/12 To Citation Group/Bcc Clrg @ 16.5318	04/27/12	561.39	-4.20
Sold 21 Shs 04/24/12 To Merrill Lynch Pierce Fenner & S @ 16.46	04/27/12	345.23	-4.01
Sold 247 Shs 04/25/12 To Investment Technology Group Inc @ 16.712	04/30/12	4,121.58	44.19

WESTLAKE HEALTH FDN - JANUS/PERKINS

Account Number:
Statement Period:71-N279-02-2
01/01/12 - 12/31/12

Sale Activity

	Date	Proceeds	Realized Gain/Loss
Sold 50 Shs 04/25/12 To Merrill Lynch Pierce Fenner & S @ 16.6155	04/30/12	829.76	7.02
Sold 41 Shs 04/25/12 To Pulse Trading LLC @ 16.725	04/30/12	685.30	-16.74
Sold 333 Shs 04/26/12 To Investment Technology Group Inc @ 16.8551	05/01/12	5,604.29	-36.16
Sold 27 Shs 04/27/12 To Investment Technology Group Inc @ 16.895	05/02/12	455.47	-6.85
Sold 326 Shs 04/27/12 To UBS Warburg LLC @ 17.0311	05/02/12	5,545.49	700.29
Sold 73 Shs 04/30/12 To UBS Warburg LLC @ 16.9061	05/03/12	1,232.66	147.98
Sold 14 Shs 04/30/12 To Merrill Lynch Pierce Fenner & S @ 16.85	05/03/12	235.61	27.59
Sold 187 Shs 05/01/12 To UBS Warburg LLC @ 16.8858	05/04/12	3,153.82	375.24
Flowers Foods Inc Com Sold 100 Shs 05/24/12 To Liquidnet Inc @ 21	05/30/12	2,096.95	353.16
Sold 100 Shs 05/24/12 To R W Baird & Co @ 21	05/30/12	2,096.45	352.66
Sold 146 Shs 05/25/12 To R W Baird & Co @ 21.0247	05/31/12	3,064.43	518.49
Sold 154 Shs 05/25/12 To Liquidnet Inc @ 21.0119	05/31/12	3,231.13	545.69
Sold 60 Shs 05/31/12 To Citigroup Global Markets Inc (S @ 22.1089	06/05/12	1,325.30	279.02
Sold 440 Shs 05/31/12 To Suntrust Capital Markets Inc @ 22.3254	06/05/12	9,807.55	2,134.86
Sold 61 Shs 07/11/12 To Investment Technology Group Inc @ 22.6041	07/16/12	1,376.98	313.27
Sold 92 Shs 07/11/12 To UBS Warburg LLC @ 22.6457	07/16/12	2,081.51	477.22
Sold 5 Shs 07/11/12 To JP Morgan Clearing Corp @ 23.003	07/16/12	114.91	27.72

WESTLAKE HEALTH FDN - JANUS/PERKINS

Account Number:
Statement Period:71-N279-02-2
01/01/12 - 12/31/12

Sale Activity

	Date	Proceeds	Realized Gain/Loss
Sold 112 Shs 07/12/12 To Investment Technology Group Inc @ 22.095	07/17/12	2,471.22	518.17
Sold 730 Shs 07/12/12 To Morgan Stanley & Co @ 22.141	07/17/12	16,137.01	3,407.32
Sold 209 Shs 11/16/12 To Cantor Fitzgerald & Co @ 22.167	11/21/12	4,628.61	676.57
Sold 71 Shs 11/16/12 To Investment Technology Group Inc @ 22.1	11/21/12	1,566.57	224.01
Sold 109 Shs 11/16/12 To Investment Technology Group Inc @ 22.0921	11/21/12	2,404.16	343.04
Sold 211 Shs 11/16/12 To Cantor Fitzgerald & Co @ 21.6582	11/21/12	4,565.55	630.58
Sold 151 Shs 11/19/12 To Credit Suisse First Boston Corp @ 23.7291	11/23/12	3,579.98	809.28
Sold 116 Shs 11/19/12 To Investment Technology Group Inc @ 23.515	11/23/12	2,723.61	600.79
Sold 233 Shs 11/19/12 To Credit Suisse First Boston Corp @ 23.5	11/23/12	5,467.21	1,290.47
Sold 65 Shs 11/20/12 To Credit Suisse First Boston Corp @ 22	11/26/12	1,428.66	295.19
Sold 326 Shs 11/20/12 To Liquidnet Inc @ 22.0949	11/26/12	7,191.36	1,506.59
Sold 309 Shs 11/20/12 To Deutsche Bk/Alex Brown & Sons @ 22.1751	11/26/12	6,841.14	1,452.82
Sold 300 Shs 12/12/12 To Citigroup Global Markets Inc (S @ 23.73	12/17/12	7,112.84	1,881.46
Forest Oil Corp Com Par \$0.01 Sold 92 Shs 02/16/12 To Barclays Capital Le @ 13.735	02/22/12	1,261.75	-1,175.36
Sold 408 Shs 02/16/12 To Barclays Capital Le @ 13.8264	02/22/12	5,626.78	-5,070.69
Sold 500 Shs 05/24/12 To Pickering Energy Partners, Inc @ 8.0726	05/30/12	4,016.21	-8,367.77
Sold 700 Shs 06/06/12 To Howard Weil Incorporated @ 8.3406	06/11/12	5,813.78	-10,449.75

WESTLAKE HEALTH FDN - JANUS/PERKINS

Account Number:
Statement Period:

71-N279-02-2
01/01/12 - 12/31/12

Sale Activity

	Date	Proceeds	Realized Gain/Loss
Sold 164 Shs 06/22/12 To Merrill Lynch Pierce Fenner & S @ 6.3596	06/27/12	1,039.67	-2,636.64
Sold 528 Shs 06/22/12 To Howard Weil Incorporated @ 6.429	06/27/12	3,375.95	-7,665.71
Sold 108 Shs 06/22/12 To Investment Technology Group Inc @ 6.4159	06/27/12	690.20	-1,556.44
Sold 805 Shs 07/10/12 To R W Baird & Co @ 6.1506	07/13/12	4,922.93	-11,431.72
Sold 10 Shs 07/10/12 To William Blair & Company LLC @ 6.155	07/13/12	61.34	-135.37
Sold 927 Shs 07/11/12 To R W Baird & Co @ 6.1037	07/16/12	5,625.55	-8,971.87
Sold 258 Shs 07/12/12 To R W Baird & Co @ 5.7759	07/17/12	1,481.11	-1,381.86
Fulton Financial Corp Com Sold 358 Shs 04/17/12 To Oppenheimer & Co Inc @ 10.4273	04/20/12	3,720.35	-385.59
Sold 491 Shs 04/18/12 To Investment Technology Group Inc @ 10.2229	04/23/12	5,007.04	-603.93
Sold 125 Shs 04/18/12 To Merrill Lynch Pierce Fenner & S @ 10.244	04/23/12	1,277.97	-137.94
Sold 49 Shs 04/19/12 To UBS Warburg LLC @ 10.2697	04/24/12	502.22	-52.75
Sold 317 Shs 04/19/12 To Investment Technology Group Inc @ 10.2137	04/24/12	3,229.73	-354.20
Sold 12 Shs 04/19/12 To Merrill Lynch Pierce Fenner & S @ 10.195	04/24/12	122.09	-11.76
Sold 148 Shs 04/20/12 To Instinet @ 10.2973	04/25/12	1,520.26	-118.87
Sold 1082 Shs 05/31/12 To Jonestrading Institutional Svcs @ 10.1207	06/05/12	10,917.89	-1,046.90
Sold 84 Shs 06/01/12 To Jonestrading Institutional Svcs @ 9.909	06/06/12	829.82	-97.95
Sold 91 Shs 06/01/12 To UBS Warburg LLC @ 9.8414	06/06/12	893.72	-111.32

WESTLAKE HEALTH FDN - JANUS/PERKINS

Account Number:
Statement Period:71-N279-02-2
01/01/12 - 12/31/12

Sale Activity

	Date	Proceeds	Realized Gain/Loss
Sold 7 Shs 06/04/12 To Knight Equity Markets L.P. @ 9.5616	06/07/12	66.85	-10.46
Sold 3 Shs 06/04/12 To Credit Suisse First Boston Corp @ 9.5493	06/07/12	28.58	-4.55
Sold 4 Shs 06/04/12 To Citation Group/Bcc Clrg @ 9.5398	06/07/12	38.07	-6.11
Sold 3 Shs 06/04/12 To UBS Warburg LLC @ 9.5688	06/07/12	28.64	-4.49
Sold 6 Shs 06/04/12 To Goldman Sachs Execution & Clrng @ 9.5377	06/07/12	57.10	-9.17
Sold 1 Shs 06/04/12 To Citigroup Global Markets Inc (S @ 9.5418	06/07/12	9.51	-1.53
Sold 93 Shs 06/04/12 To RBC Cap Mkts (Dain Rauscher) @ 9.514	06/07/12	882.92	-144.21
Sold 15 Shs 06/05/12 To UBS Warburg LLC @ 9.5029	06/08/12	142.23	-23.44
Sold 111 Shs 06/07/12 To Jonestrading Institutional Svcs @ 9.6134	06/12/12	1,063.74	-162.19
Sold 356 Shs 06/22/12 To Goldman Sachs & Co @ 9.9374	06/27/12	3,525.17	-405.28
Sold 207 Shs 06/25/12 To Goldman Sachs & Co @ 9.7464	06/28/12	2,010.20	-273.16
Sold 78 Shs 06/25/12 To Merrill Lynch Pierce Fenner & S @ 9.7361	06/28/12	757.84	-102.55
Sold 142 Shs 06/26/12 To Goldman Sachs & Co @ 9.6942	06/29/12	1,371.57	-194.79
Sold 217 Shs 06/27/12 To Goldman Sachs & Co @ 9.7863	07/02/12	2,115.98	-277.64
Gentex Corp Com Sold 300 Shs 08/21/12 To Citation Group/Bcc Clrg @ 18.2404	08/24/12	5,461.50	-1,348.84
Sold 200 Shs 09/14/12 To R W Baird & Co @ 18.985	09/19/12	3,789.91	-721.05

WESTLAKE HEALTH FDN - JANUS/PERKINS

Account Number:
Statement Period:71-N279-02-2
01/01/12 - 12/31/12

Sale Activity			
	Date	Proceeds	Realized Gain/Loss
Glacier Bancorp Inc New Com			
Sold 1 Shs 01/18/12	01/23/12	13.08	-5.04
To Credit Suisse First Boston Corp			
@ 13.107			
Sold 23 Shs 01/18/12	01/23/12	306.17	-110.65
To Credit Suisse First Boston Corp			
@ 13.3321			
Sold 21 Shs 01/18/12	01/23/12	279.54	-101.03
To Citation Group/Bcc Clrg			
@ 13.3318			
Sold 33 Shs 01/18/12	01/23/12	439.41	-158.63
To Goldman Sachs Execution & Clrng			
@ 13.3358			
Sold 57 Shs 01/18/12	01/23/12	758.86	-274.12
To UBS Warburg LLC			
@ 13.3336			
Sold 49 Shs 01/18/12	01/23/12	652.20	-235.80
To Citigroup Global Markets Inc (S			
@ 13.3307			
Sold 146 Shs 01/18/12	01/23/12	1,918.78	-727.11
To Investment Technology Group Inc			
@ 13.1676			
Sold 190 Shs 01/18/12	01/23/12	2,494.99	-948.29
To Liquidnet Inc			
@ 13.1618			
Sold 12 Shs 01/18/12	01/23/12	156.85	-60.62
To UBS Warburg LLC			
@ 13.0915			
Sold 4 Shs 01/18/12	01/23/12	52.28	-20.21
To Goldman Sachs Execution & Clrng			
@ 13.0925			
Sold 25 Shs 01/18/12	01/23/12	326.84	-126.22
To Citigroup Global Markets Inc (S			
@ 13.0941			
Sold 24 Shs 01/18/12	01/23/12	319.77	-115.17
To Knight Equity Markets L.P.			
@ 13.3343			
Sold 31 Shs 01/19/12	01/24/12	410.99	-150.81
To UBS Warburg LLC			
@ 13.2781			
Sold 162 Shs 01/19/12	01/24/12	2,155.41	-780.43
To Keefe Bruyette & Woods Inc			
@ 13.3403			
Sold 11 Shs 01/19/12	01/24/12	146.62	-52.73
To Instinet			
@ 13.3552			
Sold 240 Shs 01/20/12	01/25/12	3,129.55	-1,219.85
To UBS Warburg LLC			
@ 13.0601			
Sold 15 Shs 01/20/12	01/25/12	191.77	-80.07
To Liquidnet Inc			
@ 12.815			

WESTLAKE HEALTH FDN - JANUS/PERKINS

Account Number:
Statement Period:71-N279-02-2
01/01/12 - 12/31/12

Sale Activity

	Date	Proceeds	Realized Gain/Loss
Sold 63 Shs 01/20/12 To Keefe Bruyette & Woods Inc @ 12.9551	01/25/12	813.94	-327.78
Sold 46 Shs 01/23/12 To UBS Warburg LLC @ 13.0629	01/26/12	599.95	-233.68
Sold 47 Shs 01/24/12 To Liquidnet Inc @ 12.83	01/27/12	601.58	-250.18
Sold 283 Shs 01/31/12 To Stifel Nicolaus & Co @ 14.037	02/03/12	3,962.48	-1,094.18
Sold 321 Shs 02/01/12 To Stifel Nicolaus & Co @ 14.1561	02/06/12	4,532.78	-1,123.72
Sold 196 Shs 02/02/12 To Stifel Nicolaus & Co @ 14.2578	02/07/12	2,787.61	-175.21
Sold 6 Shs 02/14/12 To Knight Equity Markets L.P. @ 14.2788	02/17/12	85.60	-4.56
Sold 11 Shs 02/14/12 To Citation Group/Bcc Clrg @ 14.2832	02/17/12	156.89	-8.39
Sold 23 Shs 02/14/12 To Barclays Capital Le @ 14.365	02/17/12	329.93	-14.70
Sold 14 Shs 02/14/12 To UBS Warburg LLC @ 14.2935	02/17/12	199.82	-9.19
Sold 3 Shs 02/14/12 To Credit Suisse First Boston Corp @ 14.2654	02/17/12	42.73	-2.06
Sold 394 Shs 02/14/12 To Liquidnet Inc @ 14.3071	02/17/12	5,625.07	-250.69
Sold 2 Shs 02/14/12 To Citigroup Global Markets Inc (S @ 14.282	02/17/12	28.51	-1.29
Sold 166 Shs 02/14/12 To Goldman Sachs Execution & Clrng @ 14.3371	02/17/12	2,376.59	-94.50
Sold 143 Shs 02/15/12 To Goldman Sachs Execution & Clrng @ 14.3788	02/21/12	2,053.27	-59.60
Sold 38 Shs 02/16/12 To UBS Warburg LLC @ 14.4976	02/22/12	550.14	-11.32
Sold 468 Shs 03/16/12 To Keefe Bruyette & Woods Inc @ 15.5327	03/21/12	7,252.78	151.09

WESTLAKE HEALTH FDN - JANUS/PERKINS

Account Number:
Statement Period:71-N279-02-2
01/01/12 - 12/31/12

Sale Activity			
	Date	Proceeds	Realized Gain/Loss
Sold 332 Shs 03/19/12 To Keefe Bruyette & Woods Inc @ 15.4349	03/22/12	5,112.67	174.99
Sold 139 Shs 03/19/12 To Merrill Lynch Pierce Fenner & S @ 15.43	03/22/12	2,141.95	88.09
Sold 159 Shs 03/20/12 To Keefe Bruyette & Woods Inc @ 15.2227	03/23/12	2,414.79	65.79
Sold 102 Shs 03/21/12 To Keefe Bruyette & Woods Inc @ 15.0805	03/26/12	1,534.61	29.35
Sold 84 Shs 04/25/12 To Cantor Fitzgerald & Co @ 15.2877	04/30/12	1,282.46	1.38
Sold 84 Shs 04/26/12 To UBS Warburg LLC @ 15.2745	05/01/12	1,281.35	5.56
Sold 147 Shs 04/27/12 To Investment Technology Group Inc @ 15.2666	05/02/12	2,240.45	10.71
Sold 80 Shs 04/30/12 To RBC Cap Mkts (Dain Rauscher) @ 15.0503	05/03/12	1,202.39	-5.80
Sold 23 Shs 04/30/12 To Pulse Trading LLC @ 15.19	05/03/12	349.13	4.30
Sold 98 Shs 05/01/12 To Liquidnet Inc @ 15.16	05/04/12	1,482.70	24.24
Sold 84 Shs 05/01/12 To Goldman Sachs Execution & Clrng @ 15.0841	05/04/12	1,265.35	25.73
Sold 7 Shs 06/21/12 To Knight Equity Markets L.P. @ 14.6041	06/26/12	102.15	-1.15
Sold 34 Shs 06/21/12 To Credit Suisse First Boston Corp @ 14.6073	06/26/12	495.95	-5.80
Sold 50 Shs 06/21/12 To UBS Warburg LLC @ 14.5736	06/26/12	727.66	-10.21
Sold 83 Shs 06/21/12 To Merrill Lynch Pierce Fenner & S @ 14.62	06/26/12	1,211.77	11.08
Sold 62 Shs 06/21/12 To Citigroup Global Markets Inc (S @ 14.5982	06/26/12	903.82	9.12
Sold 14 Shs 06/21/12 To Goldman Sachs Execution & Clrng @ 14.6069	06/26/12	204.21	2.18

WESTLAKE HEALTH FDN - JANUS/PERKINS

Account Number:
Statement Period:71-N279-02-2
01/01/12 - 12/31/12

Sale Activity

	Date	Proceeds	Realized Gain/Loss
Sold 5 Shs 06/21/12 To Citation Group/Bcc Clrg @ 14.6035	06/26/12	72.91	0.76
Sold 66 Shs 06/22/12 To Investment Technology Group Inc @ 14.84	06/27/12	977.76	25.33
Sold 82 Shs 06/22/12 To Sanford C Bernstein & Co @ 14.8754	06/27/12	1,218.11	39.00
Sold 78 Shs 06/25/12 To Sanford C Bernstein & Co @ 14.6464	06/28/12	1,140.83	25.85
Sold 95 Shs 06/26/12 To UBS Warburg LLC @ 14.7701	06/29/12	1,401.22	48.18
Sold 24 Shs 06/27/12 To UBS Warburg LLC @ 14.8731	07/02/12	356.46	14.69
Sold 50 Shs 06/28/12 To UBS Warburg LLC @ 15.0384	07/03/12	750.90	38.89
Sold 109 Shs 06/29/12 To RBC Cap Mkts (Dain Rauscher) @ 15.4271	07/05/12	1,679.33	129.94
Sold 252 Shs 07/02/12 To Credit Suisse First Boston Corp @ 15.4492	07/06/12	3,884.29	305.69
Sold 89 Shs 07/02/12 To UBS Warburg LLC @ 15.4826	07/06/12	1,376.13	112.26
Sold 51 Shs 07/10/12 To Goldman Sachs & Co @ 15.57	07/13/12	792.26	72.61
Sold 43 Shs 07/10/12 To UBS Warburg LLC @ 15.5474	07/13/12	667.66	61.14
Sold 102 Shs 07/11/12 To Liquidnet Inc @ 15.45	07/16/12	1,572.80	134.08
Sold 87 Shs 07/11/12 To UBS Warburg LLC @ 15.4853	07/16/12	1,345.44	124.95
Sold 48 Shs 07/12/12 To RBC Cap Mkts (Dain Rauscher) @ 15.4028	07/17/12	738.35	65.15
Sold 55 Shs 07/13/12 To Liquidnet Inc @ 15.5365	07/18/12	852.84	81.46
Sold 14 Shs 07/13/12 To UBS Warburg LLC @ 15.5593	07/18/12	217.54	21.19

WESTLAKE HEALTH FDN - JANUS/PERKINS

Account Number:
Statement Period:71-N279-02-2
01/01/12 - 12/31/12

Sale Activity

	Date	Proceeds	Realized Gain/Loss
Sold 76 Shs 07/24/12 To Keefe Bruyette & Woods Inc @ 15.5519	07/27/12	1,179.25	113.42
Sold 524 Shs 07/24/12 To Liquidnet Inc @ 15.555	07/27/12	8,134.91	788.58
Sold 300 Shs 07/25/12 To Liquidnet Inc @ 15.655	07/30/12	4,687.39	602.89
Glatfelter Com Sold 34 Shs 02/24/12 To Citation Group/Bcc Clrg @ 15.7191	02/29/12	533.25	25.89
Sold 50 Shs 02/27/12 To Citation Group/Bcc Clrg @ 15.6347	03/01/12	779.98	33.87
Sold 66 Shs 02/28/12 To Citation Group/Bcc Clrg @ 15.6232	03/02/12	1,028.80	43.93
Sold 8 Shs 02/29/12 To Liquidnet Inc @ 15.83	03/05/12	126.39	7.01
Sold 68 Shs 02/29/12 To Citation Group/Bcc Clrg @ 15.6538	03/05/12	1,062.06	53.38
Sold 19 Shs 03/01/12 To Investment Technology Group Inc @ 15.715	03/06/12	298.10	18.99
Sold 102 Shs 03/01/12 To Citation Group/Bcc Clrg @ 15.7372	03/06/12	1,601.59	103.21
Sold 74 Shs 03/02/12 To Citation Group/Bcc Clrg @ 15.4514	03/07/12	1,140.79	53.73
Sold 79 Shs 03/05/12 To RBC Cap Mkts (Dain Rauscher) @ 15.4161	03/08/12	1,216.26	55.75
Sold 165 Shs 03/15/12 To Credit Suisse First Boston Corp @ 15.9395	03/20/12	2,624.19	325.72
Sold 45 Shs 03/16/12 To Credit Suisse First Boston Corp @ 15.6463	03/21/12	702.48	128.98
Sold 36 Shs 03/16/12 To RBC Cap Mkts (Dain Rauscher) @ 15.6564	03/21/12	562.89	104.16
Sold 27 Shs 03/16/12 To Credit Suisse First Boston Corp @ 15.62	03/21/12	420.78	76.73
Sold 123 Shs 03/19/12 To RBC Cap Mkts (Dain Rauscher) @ 15.7336	03/22/12	1,932.73	365.56

WESTLAKE HEALTH FDN - JANUS/PERKINS

Account Number:
Statement Period:71-N279-02-2
01/01/12 - 12/31/12

Sale Activity

	Date	Proceeds	Realized Gain/Loss
Sold 50 Shs 03/20/12 To UBS Warburg LLC @ 15.5274	03/23/12	775.35	138.32
Sold 96 Shs 03/20/12 To Pulse Trading LLC @ 15.5131	03/23/12	1,488.27	277.48
Sold 34 Shs 03/21/12 To UBS Warburg LLC @ 15.5065	03/26/12	526.53	103.12
Sold 24 Shs 03/21/12 To Pulse Trading LLC @ 15.5025	03/26/12	371.81	72.94
Sold 84 Shs 03/27/12 To Citation Group/Bcc Clrg @ 16.2376	03/30/12	1,361.00	314.94
Sold 105 Shs 03/28/12 To Citation Group/Bcc Clrg @ 15.9977	04/02/12	1,676.04	368.90
Sold 143 Shs 03/29/12 To Citation Group/Bcc Clrg @ 15.8848	04/03/12	2,266.47	488.04
Sold 22 Shs 03/30/12 To UBS Warburg LLC @ 15.9854	04/04/12	351.23	77.66
Sold 68 Shs 03/30/12 To Citation Group/Bcc Clrg @ 15.8933	04/04/12	1,078.34	232.76
Sold 43 Shs 04/02/12 To Liquidnet Inc @ 15.79	04/05/12	677.66	142.96
Sold 135 Shs 04/02/12 To UBS Warburg LLC @ 15.8351	04/05/12	2,134.99	456.95
Sold 15 Shs 09/20/12 To UBS Warburg LLC @ 17.9291	09/25/12	268.63	66.81
Sold 56 Shs 09/21/12 To Investment Technology Group Inc @ 17.9635	09/26/12	1,003.97	250.52
Sold 153 Shs 09/24/12 To Sanford C Bernstein & Co @ 17.9546	09/27/12	2,743.92	686.75
Sold 73 Shs 09/25/12 To RBC Cap Mkts (Dain Rauscher) @ 17.9322	09/28/12	1,306.46	326.26
Sold 101 Shs 09/26/12 To RBC Cap Mkts (Dain Rauscher) @ 17.7298	10/01/12	1,787.12	431.04
Sold 32 Shs 09/27/12 To Investment Technology Group Inc @ 17.7575	10/02/12	567.10	137.57

WESTLAKE HEALTH FDN - JANUS/PERKINS

Account Number:
Statement Period:71-N279-02-2
01/01/12 - 12/31/12

Sale Activity

	Date	Proceeds	Realized Gain/Loss
Sold 70 Shs 09/27/12 To UBS Warburg LLC @ 17.8013	10/02/12	1,244.66	316.06
Sold 20 Shs 10/23/12 To Investment Technology Group Inc @ 18.1503	10/26/12	362.30	97.02
Sold 2 Shs 10/23/12 To Citation Group/Bcc Clrg @ 18.1217	10/26/12	36.19	9.67
Sold 221 Shs 10/23/12 To UBS Warburg LLC @ 18.1431	10/26/12	4,005.12	1,077.77
Sold 57 Shs 10/23/12 To Pulse Trading LLC @ 18.1267	10/26/12	1,032.62	278.16
Sold 218 Shs 10/25/12 To Credit Suisse First Boston Corp @ 18.0624	10/30/12	3,933.15	1,052.61
Sold 401 Shs 10/26/12 To Credit Suisse First Boston Corp @ 18.2588	10/31/12	7,313.59	2,212.68
Sold 123 Shs 10/26/12 To Investment Technology Group Inc @ 18.4032	10/31/12	2,259.22	730.40
Sold 58 Shs 10/26/12 To Collins Stewart LLC @ 18.3722	10/31/12	1,063.53	342.76
Sold 300 Shs 12/12/12 To Citigroup Global Markets Inc (S @ 16.96	12/17/12	5,081.88	1,381.06
Global Pmts Inc Com Sold 1 Shs 08/15/12 To Investment Technology Group Inc @ 41.8121	08/20/12	41.77	-1.49
Sold 4 Shs 08/15/12 To Goldman Sachs & Co @ 41.9466	08/20/12	167.64	-5.40
Sold 56 Shs 08/15/12 To UBS Warburg LLC @ 41.2234	08/20/12	2,307.33	-100.64
Sold 75 Shs 08/15/12 To William Blair & Company LLC @ 41.5741	08/20/12	3,116.49	-82.85
Sold 92 Shs 08/16/12 To UBS Warburg LLC @ 41.5164	08/21/12	3,817.58	-74.13
Sold 29 Shs 08/16/12 To William Blair & Company LLC @ 41.4175	08/21/12	1,200.50	-18.13
Sold 6 Shs 08/16/12 To Liquidnet Inc @ 41.345	08/21/12	247.88	-4.25

WESTLAKE HEALTH FDN - JANUS/PERKINS

Account Number:
Statement Period:71-N279-02-2
01/01/12 - 12/31/12

Sale Activity

	Date	Proceeds	Realized Gain/Loss
Sold 4 Shs 08/17/12 To Liquidnet Inc @ 41.005	08/22/12	163.89	-4.20
Sold 24 Shs 08/17/12 To UBS Warburg LLC @ 41.1315	08/22/12	986.65	-21.87
Sold 13 Shs 08/20/12 To William Blair & Company LLC @ 40.395	08/23/12	524.86	-8.41
Sold 46 Shs 08/20/12 To UBS Warburg LLC @ 40.3553	08/23/12	1,855.37	71.90
Sold 4 Shs 08/20/12 To Liquidnet Inc @ 40.65	08/23/12	162.47	7.39
Sold 39 Shs 08/21/12 To Morgan Stanley & Co @ 40.0753	08/24/12	1,562.12	50.05
Sold 7 Shs 08/21/12 To William Blair & Company LLC @ 40.37	08/24/12	282.44	11.04
Sold 300 Shs 08/22/12 To Morgan Stanley & Co @ 39.7034	08/27/12	11,900.25	283.06
Sold 25 Shs 09/04/12 To Keybank Capital Mkts Inc.(McDon @ 41.5891	09/07/12	1,038.82	73.24
Sold 10 Shs 09/05/12 To Investment Technology Group Inc @ 41.785	09/10/12	417.49	31.26
Sold 65 Shs 09/05/12 To RBC Cap Mkts (Dain Rauscher) @ 41.7	09/10/12	2,709.13	198.64
Sold 127 Shs 09/11/12 To Oppenheimer & Co Inc @ 42.4886	09/14/12	5,391.47	580.49
Sold 73 Shs 09/11/12 To Liquidnet Inc @ 42.5014	09/14/12	3,099.97	482.23
Government Pptys Income Tr Com Shs Ben Int			
Sold 267 Shs 04/16/12 To RBC Cap Mkts (Dain Rauscher) @ 23.4207	04/19/12	6,247.84	-1,145.90
Sold 96 Shs 04/17/12 To Investment Technology Group Inc @ 23.5688	04/20/12	2,260.14	-398.28
Sold 83 Shs 04/17/12 To Investment Technology Group Inc @ 23.5621	04/20/12	1,953.52	-344.91

WESTLAKE HEALTH FDN - JANUS/PERKINSAccount Number:
Statement Period:71-N279-02-2
01/01/12 - 12/31/12

Sale Activity			
	Date	Proceeds	Realized Gain/Loss
Sold 114 Shs 04/18/12 To UBS Warburg LLC @ 23.5138	04/23/12	2,678.22	-478.66
Sold 124 Shs 04/19/12 To UBS Warburg LLC @ 23.4767	04/24/12	2,908.56	-525.23
Sold 116 Shs 04/20/12 To Morgan Stanley & Co @ 23.5951	04/25/12	2,734.64	-477.62
Sold 108 Shs 04/24/12 To UBS Warburg LLC @ 23.313	04/27/12	2,515.58	-475.15
Sold 138 Shs 04/25/12 To RBC Cap Mkts (Dain Rauscher) @ 23.3371	04/30/12	3,217.68	-603.80
Sold 99 Shs 04/26/12 To UBS Warburg LLC @ 23.3076	05/01/12	2,305.41	-436.09
Sold 147 Shs 04/27/12 To Investment Technology Group Inc @ 23.3918	05/02/12	3,434.83	-635.88
Sold 45 Shs 04/30/12 To UBS Warburg LLC @ 23.2996	05/03/12	1,047.55	-198.58
Sold 106 Shs 05/01/12 To Goldman Sachs Execution & Clrng @ 23.4023	05/04/12	2,478.46	-443.42
Sold 118 Shs 05/02/12 To UBS Warburg LLC @ 23.1383	05/07/12	2,727.89	-502.82
Sold 91 Shs 05/03/12 To RBC Cap Mkts (Dain Rauscher) @ 23.0044	05/08/12	2,091.53	-399.95
Sold 71 Shs 05/04/12 To RBC Cap Mkts (Dain Rauscher) @ 22.7459	05/09/12	1,613.50	-330.40
Sold 104 Shs 05/07/12 To UBS Warburg LLC @ 22.7339	05/10/12	2,362.19	-485.22
Sold 73 Shs 05/08/12 To RBC Cap Mkts (Dain Rauscher) @ 22.8162	05/11/12	1,664.08	-334.58
Sold 53 Shs 07/11/12 To Investment Technology Group Inc @ 23.118	07/16/12	1,223.63	-227.45
Sold 86 Shs 07/12/12 To UBS Warburg LLC @ 23.0574	07/17/12	1,981.17	-373.42
Sold 60 Shs 07/13/12 To Investment Technology Group Inc @ 23.3048	07/18/12	1,396.45	-246.28

WESTLAKE HEALTH FDN - JANUS/PERKINS

Account Number:
Statement Period:71-N279-02-2
01/01/12 - 12/31/12

Sale Activity

	Date	Proceeds	Realized Gain/Loss
Sold 53 Shs 07/16/12 To UBS Warburg LLC @ 23.4357	07/19/12	1,241.00	-210.08
Sold 239 Shs 07/17/12 To RBC Cap Mkts (Dain Rauscher) @ 23.5292	07/20/12	5,618.57	-924.99
Sold 136 Shs 07/18/12 To RBC Cap Mkts (Dain Rauscher) @ 23.5209	07/23/12	3,196.04	-527.49
Sold 73 Shs 07/19/12 To RBC Cap Mkts (Dain Rauscher) @ 22.8733	07/24/12	1,668.25	-330.41
Sold 500 Shs 08/20/12 To Green Street Advisors @ 22.4179	08/23/12	11,191.19	-2,498.26
Sold 38 Shs 08/27/12 To Green Street Advisors @ 22.4947	08/30/12	853.45	-186.95
Sold 362 Shs 08/27/12 To Liquidnet Inc @ 22.495	08/30/12	8,132.14	-1,779.02
Sold 130 Shs 09/11/12 To Green Street Advisors @ 23.0475	09/14/12	2,991.56	-567.70
Sold 270 Shs 09/12/12 To Green Street Advisors @ 23.1351	09/17/12	6,236.89	-1,155.41
Sold 93 Shs 10/09/12 To RBC Cap Mkts (Dain Rauscher) @ 23.6059	10/12/12	2,193.44	-352.80
Sold 107 Shs 10/10/12 To RBC Cap Mkts (Dain Rauscher) @ 23.7461	10/15/12	2,538.63	-390.91
Sold 174 Shs 12/03/12 To Green Street Advisors @ 23.1656	12/06/12	4,024.62	-626.62
Sold 126 Shs 12/04/12 To UBS Warburg LLC @ 23.2435	12/07/12	2,926.09	-433.45
Sold 200 Shs 12/14/12 To Morgan Stanley & Co @ 22.9836	12/19/12	4,589.61	-742.99
Granite Constr Inc Com Sold 23 Shs 01/24/12 To UBS Warburg LLC @ 27.2908	01/27/12	627.21	20.35
Sold 67 Shs 01/25/12 To JP Morgan Clearing Corp @ 27.3229	01/30/12	1,829.25	61.44
Sold 27 Shs 01/26/12 To UBS Warburg LLC @ 27.2982	01/31/12	736.49	25.99

WESTLAKE HEALTH FDN - JANUS/PERKINS

Account Number:
Statement Period:

71-N279-02-2
01/01/12 - 12/31/12

Sale Activity			
	Date	Proceeds	Realized Gain/Loss
Sold 42 Shs 01/27/12 To UBS Warburg LLC @ 27.2254	02/01/12	1,142.60	39.11
Sold 6 Shs 01/30/12 To Liquidnet Inc @ 26.805	02/02/12	160.64	3.00
Sold 31 Shs 01/30/12 To UBS Warburg LLC @ 26.7628	02/02/12	829.01	14.53
Sold 23 Shs 01/31/12 To Barclays Capital Le @ 26.49	02/03/12	608.79	4.50
Sold 63 Shs 01/31/12 To UBS Warburg LLC @ 26.6935	02/03/12	1,680.39	25.15
Sold 60 Shs 02/01/12 To UBS Warburg LLC @ 27.1728	02/06/12	1,629.13	122.26
Sold 13 Shs 02/02/12 To Liquidnet Inc @ 27.3969	02/07/12	355.76	35.73
Sold 20 Shs 02/02/12 To Citation Group/Bcc Clrg @ 27.4184	02/07/12	547.96	55.98
Sold 25 Shs 02/03/12 To UBS Warburg LLC @ 27.9426	02/08/12	698.05	83.39
Sold 1 Shs 02/24/12 To Knight Equity Markets L.P. @ 30.3067	02/29/12	30.29	5.70
Sold 1 Shs 02/24/12 To Citigroup Global Markets Inc (S @ 30.325	02/29/12	30.30	5.71
Sold 67 Shs 02/24/12 To Liquidnet Inc @ 30.279	02/29/12	2,026.64	379.36
Sold 1 Shs 02/24/12 To Citation Group/Bcc Clrg @ 30.3225	02/29/12	30.29	5.70
Sold 22 Shs 02/24/12 To Citation Group/Bcc Clrg @ 30.04	02/29/12	660.43	119.53
Sold 91 Shs 02/27/12 To UBS Warburg LLC @ 29.7736	03/01/12	2,707.53	470.19
Sold 15 Shs 02/28/12 To UBS Warburg LLC @ 29.5147	03/02/12	442.41	73.62
Sold 3 Shs 02/28/12 To Credit Suisse First Boston Corp @ 28.8766	03/02/12	86.56	13.22

WESTLAKE HEALTH FDN - JANUS/PERKINS

Account Number:
Statement Period:71-N279-02-2
01/01/12 - 12/31/12

Sale Activity

	Date	Proceeds	Realized Gain/Loss
Sold 8 Shs 02/28/12 To UBS Warburg LLC @ 28.8735	03/02/12	230.82	37.36
Sold 2 Shs 02/28/12 To Goldman Sachs Execution & Clrng @ 28.8744	03/02/12	57.70	9.33
Sold 3 Shs 02/28/12 To Citigroup Global Markets Inc (S @ 28.8666	03/02/12	86.53	13.98
Sold 1 Shs 02/28/12 To Knight Equity Markets L.P. @ 28.8719	03/02/12	28.85	4.67
Sold 56 Shs 02/28/12 To Liquidnet Inc @ 29.525	03/02/12	1,651.69	297.44
Sold 3 Shs 02/28/12 To Citation Group/Bcc Clrg @ 28.8691	03/02/12	86.54	13.99
Sold 73 Shs 02/29/12 To Liquidnet Inc @ 28.9036	03/05/12	2,107.73	356.51
Sold 20 Shs 02/29/12 To UBS Warburg LLC @ 28.9348	03/05/12	578.28	101.04
Sold 1 Shs 03/01/12 To Credit Suisse First Boston Corp @ 29.2163	03/06/12	29.19	5.33
Sold 9 Shs 03/01/12 To RBC Cap Mkts (Dain Rauscher) @ 29.0149	03/06/12	260.94	46.18
Sold 16 Shs 03/01/12 To Morgan Stanley & Co @ 29.0101	03/06/12	463.83	82.04
Sold 4 Shs 03/02/12 To UBS Warburg LLC @ 27.7246	03/07/12	110.81	15.36
Sold 2 Shs 03/02/12 To Investment Technology Group Inc @ 28.335	03/07/12	56.61	8.89
Sold 1 Shs 03/02/12 To Citation Group/Bcc Clrg @ 28.34	03/07/12	28.31	4.45
Sold 700 Shs 03/15/12 To Jefferies & Co @ 29.5855	03/20/12	20,684.97	4,283.40
Sold 163 Shs 08/31/12 To Morgan Stanley & Co @ 27.5864	09/06/12	4,490.76	68.05
Sold 71 Shs 09/04/12 To UBS Warburg LLC @ 28.0049	09/07/12	1,986.88	104.80

WESTLAKE HEALTH FDN - JANUS/PERKINS

Account Number:
Statement Period:71-N279-02-2
01/01/12 - 12/31/12

Sale Activity

	Date	Proceeds	Realized Gain/Loss
Sold 26 Shs 09/05/12 To UBS Warburg LLC @ 28.3119	09/10/12	735.57	60.20
Sold 135 Shs 09/06/12 To UBS Warburg LLC @ 28.6013	09/11/12	3,858.39	382.70
Sold 2 Shs 09/24/12 To Liquidnet Inc @ 29.9454	09/27/12	59.81	9.19
Sold 38 Shs 09/24/12 To UBS Warburg LLC @ 29.9353	09/27/12	1,136.75	174.93
Sold 34 Shs 09/25/12 To Lazard Capital Markets LLC @ 28.749	09/28/12	976.25	120.85
Sold 24 Shs 09/26/12 To Lazard Capital Markets LLC @ 28.2831	10/01/12	677.93	75.43
Sold 102 Shs 09/26/12 To Liquidnet Inc @ 28.015	10/01/12	2,853.89	333.33
Sold 23 Shs 09/27/12 To Liquidnet Inc @ 28.74	10/02/12	660.19	93.94
Sold 77 Shs 09/27/12 To UBS Warburg LLC @ 28.4698	10/02/12	2,190.58	296.24
Sold 26 Shs 10/17/12 To UBS Warburg LLC @ 29.6123	10/22/12	769.38	131.75
Sold 70 Shs 10/17/12 To Liquidnet Inc @ 29.6	10/22/12	2,069.50	356.76
Sold 12 Shs 10/18/12 To UBS Warburg LLC @ 29.661	10/23/12	355.68	62.10
Sold 24 Shs 10/18/12 To Instinet @ 29.7335	10/23/12	712.86	125.73
Sold 30 Shs 10/18/12 To Pulse Trading LLC @ 29.63	10/23/12	888.58	158.08
Sold 29 Shs 10/19/12 To Liquidnet Inc @ 29.165	10/24/12	844.75	139.11
Sold 10 Shs 10/19/12 To Citation Group/Bcc Clrg @ 28.8208	10/24/12	288.00	44.68
Sold 20 Shs 10/22/12 To UBS Warburg LLC @ 28.3662	10/25/12	566.90	99.57

WESTLAKE HEALTH FDN - JANUS/PERKINS

Account Number:
Statement Period:71-N279-02-2
01/01/12 - 12/31/12

Sale Activity

	Date	Proceeds	Realized Gain/Loss
Sold 30 Shs 10/22/12 To Collins Stewart LLC @ 28.3869	10/25/12	850.54	156.79
Sold 27 Shs 10/23/12 To RBC Cap Mkts (Dain Rauscher) @ 27.8811	10/26/12	752.23	127.86
Sold 22 Shs 10/23/12 To Collins Stewart LLC @ 28.0045	10/26/12	615.31	106.56
Sold 57 Shs 11/07/12 To Morgan Stanley & Co @ 29.5556	11/13/12	1,683.49	365.36
Sold 3 Shs 11/08/12 To Citation Group/Bcc Clrg @ 29.4221	11/14/12	88.20	18.83
Sold 64 Shs 11/08/12 To UBS Warburg LLC @ 29.1341	11/14/12	1,863.25	383.25
Sold 119 Shs 11/09/12 To RBC Cap Mkts (Dain Rauscher) @ 29.0474	11/15/12	3,454.18	738.88
Sold 57 Shs 11/12/12 To Citigroup Global Markets Inc (S @ 29.2019	11/15/12	1,663.33	405.18
Sold 58 Shs 12/03/12 To Citation Group/Bcc Clrg @ 30.7326	12/06/12	1,781.29	501.07
Sold 57 Shs 12/04/12 To UBS Warburg LLC @ 31.0138	12/07/12	1,766.61	509.45
Sold 99 Shs 12/05/12 To Investment Technology Group Inc @ 30.6173	12/10/12	3,027.57	852.16
Sold 38 Shs 12/05/12 To Janney Montgomery Scott Inc @ 30.65	12/10/12	1,163.34	328.34
Sold 27 Shs 12/06/12 To Investment Technology Group Inc @ 30.035	12/11/12	809.98	216.69
Sold 119 Shs 12/06/12 To RBC Cap Mkts (Dain Rauscher) @ 30.2134	12/11/12	3,592.92	978.62
Sold 2 Shs 12/06/12 To Liquidnet Inc @ 30.205	12/11/12	60.33	16.44
Guess Inc Com Sold 3 Shs 02/07/12 To Knight Equity Markets L.P. @ 33.0302	02/10/12	99.05	5.30
Sold 5 Shs 02/07/12 To Credit Suisse First Boston Corp @ 33.0286	02/10/12	165.03	8.79

WESTLAKE HEALTH FDN - JANUS/PERKINS

Account Number:
Statement Period:71-N279-02-2
01/01/12 - 12/31/12

Sale Activity

	Date	Proceeds	Realized Gain/Loss
Sold 6 Shs 02/07/12 To Investment Technology Group Inc @ 33.0101	02/10/12	197.90	10.41
Sold 12 Shs 02/07/12 To UBS Warburg LLC @ 33.022	02/10/12	396.01	21.02
Sold 27 Shs 02/07/12 To Goldman Sachs Execution & Clrng @ 33.0069	02/10/12	890.63	46.91
Sold 42 Shs 02/07/12 To Citigroup Global Markets Inc (S @ 32.9903	02/10/12	1,384.72	72.27
Sold 105 Shs 02/07/12 To Citation Group/Bcc Clrg @ 32.6099	02/10/12	3,421.87	140.75
Sold 20 Shs 02/08/12 To Knight Equity Markets L.P. @ 33.277	02/13/12	665.33	40.35
Sold 20 Shs 02/08/12 To Credit Suisse First Boston Corp @ 33.3058	02/13/12	665.70	40.72
Sold 24 Shs 02/08/12 To UBS Warburg LLC @ 33.2896	02/13/12	798.45	48.48
Sold 30 Shs 02/08/12 To Goldman Sachs Execution & Clrng @ 33.3216	02/13/12	999.03	61.57
Sold 20 Shs 02/08/12 To Citigroup Global Markets Inc (S @ 33.3292	02/13/12	666.16	41.18
Sold 3 Shs 02/08/12 To Citation Group/Bcc Clrg @ 33.3266	02/13/12	99.91	6.16
Sold 183 Shs 02/08/12 To Barclays Capital Le @ 33.5769	02/13/12	6,140.79	422.27
Sold 300 Shs 03/08/12 To Liquidnet Inc @ 35.265	03/13/12	10,570.30	1,368.35
Sold 200 Shs 03/13/12 To Jefferies & Co @ 36.2273	03/16/12	7,238.32	1,334.11
Sold 200 Shs 03/14/12 To Jefferies & Co @ 36.6239	03/19/12	7,317.64	1,475.20
Sold 35 Shs 05/23/12 To Merrill Lynch Pierce Fenner & S @ 26.945	05/29/12	942.36	-190.26
Sold 265 Shs 05/23/12 To UBS Warburg LLC @ 25.957	05/29/12	6,873.15	-1,702.44

WESTLAKE HEALTH FDN - JANUS/PERKINS

Account Number:
Statement Period:71-N279-02-2
01/01/12 - 12/31/12

Sale Activity

	Date	Proceeds	Realized Gain/Loss
Sold 200 Shs 05/24/12 To Friedman Billings & Ramsey @ 26.2087	05/30/12	5,234.62	-1,168.43
Sold 15 Shs 06/28/12 To Credit Suisse First Boston Corp @ 28.7073	07/03/12	430.30	-11.83
Sold 12 Shs 06/28/12 To Citation Group/Bcc Clrg @ 28.7551	07/03/12	344.81	-8.89
Sold 12 Shs 06/28/12 To UBS Warburg LLC @ 28.702	07/03/12	344.17	-9.53
Sold 20 Shs 06/28/12 To Goldman Sachs Execution & Clrng @ 28.7097	07/03/12	573.77	-15.73
Sold 3 Shs 06/28/12 To Citigroup Global Markets Inc (S @ 28.7927	07/03/12	86.31	-2.12
Sold 73 Shs 06/28/12 To Liquidnet Inc @ 28.575	07/03/12	2,083.74	-67.95
Sold 39 Shs 06/28/12 To Merrill Lynch Pierce Fenner & S @ 28.8243	07/03/12	1,123.34	-26.19
Sold 26 Shs 06/28/12 To Knight Equity Markets L.P. @ 28.6933	07/03/12	745.75	-20.61
Sold 13 Shs 08/17/12 To Investment Technology Group Inc @ 32.7602	08/22/12	425.48	42.30
Sold 87 Shs 08/17/12 To William Blair & Company LLC @ 32.9793	08/22/12	2,867.39	303.05
Sold 200 Shs 11/29/12 To Liquidnet Inc @ 26.254	12/04/12	5,243.68	-466.22
Hancock Hldg Co Com Sold 44 Shs 01/19/12 To Investment Technology Group Inc @ 34.44	01/24/12	1,514.23	-39.96
Sold 120 Shs 01/19/12 To Liquidnet Inc @ 34.3298	01/24/12	4,115.90	-122.80
Sold 106 Shs 01/19/12 To UBS Warburg LLC @ 34.4171	01/24/12	3,646.01	-73.39
Sold 117 Shs 01/20/12 To UBS Warburg LLC @ 34.5269	01/25/12	4,037.23	-17.60
Sold 113 Shs 01/20/12 To Cantor Fitzgerald & Co @ 34.48	01/25/12	3,893.90	-20.80

WESTLAKE HEALTH FDN - JANUS/PERKINS

Account Number:
Statement Period:71-N279-02-2
01/01/12 - 12/31/12

Sale Activity			
	Date	Proceeds	Realized Gain/Loss
Sold 100 Shs 02/16/12 To Keefe Bruyette & Woods Inc @ 34.8681	02/22/12	3,483.24	19.08
Sold 100 Shs 02/17/12 To Keefe Bruyette & Woods Inc @ 34.6453	02/23/12	3,460.96	22.26
Sold 59 Shs 02/21/12 To UBS Warburg LLC @ 34.1911	02/24/12	2,016.05	-47.39
Sold 14 Shs 02/21/12 To Barclays Capital Le @ 34.005	02/24/12	475.78	-5.64
Sold 27 Shs 02/21/12 To Liquidnet Inc @ 34.076	02/24/12	919.22	-9.23
Sold 9 Shs 03/09/12 To Investment Technology Group Inc @ 34.455	03/14/12	309.86	-2.52
Sold 57 Shs 03/09/12 To Morgan Stanley & Co @ 34.533	03/14/12	1,967.20	-11.21
Sold 81 Shs 03/12/12 To Investment Technology Group Inc @ 34.3631	03/15/12	2,781.32	-27.22
Sold 17 Shs 03/12/12 To Liquidnet Inc @ 34.335	03/15/12	583.17	-1.86
Sold 36 Shs 03/13/12 To Baypoint Trading LLC @ 34.7891	03/16/12	1,251.66	13.73
Sold 188 Shs 03/14/12 To RBC Cap Mkts (Dain Rauscher) @ 35.5954	03/19/12	6,688.05	259.81
Sold 19 Shs 03/14/12 To RBC Cap Mkts (Dain Rauscher) @ 35.4113	03/19/12	672.41	24.19
Sold 12 Shs 03/14/12 To Pulse Trading LLC @ 35.9	03/19/12	430.67	21.29
Sold 81 Shs 03/15/12 To Baypoint Trading LLC @ 35.4807	03/20/12	2,872.26	117.97
Sold 90 Shs 04/05/12 To Keefe Bruyette & Woods Inc @ 35.1862	04/11/12	3,163.53	114.22
Sold 210 Shs 04/09/12 To Morgan Stanley & Co @ 34.5758	04/12/12	7,256.55	166.74
Sold 89 Shs 04/12/12 To UBS Warburg LLC @ 35.3578	04/17/12	3,144.98	140.71

WESTLAKE HEALTH FDN - JANUS/PERKINS

Account Number:
Statement Period:71-N279-02-2
01/01/12 - 12/31/12

Sale Activity

	Date	Proceeds	Realized Gain/Loss
Sold 44 Shs 04/13/12 To Investment Technology Group Inc @ 34.3416	04/18/12	1,509.89	34.27
Sold 29 Shs 04/16/12 To Liquidnet Inc @ 34.075	04/19/12	987.28	17.19
Sold 38 Shs 04/16/12 To UBS Warburg LLC @ 34.3577	04/19/12	1,304.80	33.68
Sold 300 Shs 04/25/12 To Liquidnet Inc @ 36.2036	04/30/12	10,851.83	825.28
Sold 48 Shs 07/10/12 To UBS Warburg LLC @ 30.4891	07/13/12	1,462.48	-136.58
Sold 124 Shs 07/11/12 To RBC Cap Mkts (Dain Rauscher) @ 30.5393	07/16/12	3,784.30	-344.26
Sold 88 Shs 07/12/12 To Investment Technology Group Inc @ 30.644	07/17/12	2,693.96	-217.04
Sold 32 Shs 07/12/12 To William Blair & Company LLC @ 30.651	07/17/12	980.16	-74.87
Sold 8 Shs 07/12/12 To Pulse Trading LLC @ 30.285	07/17/12	242.19	-21.57
Harte-Hanks Inc Com Sold 15 Shs 01/30/12 To Investment Technology Group Inc @ 10.085	02/02/12	150.89	-59.26
Sold 18 Shs 01/30/12 To UBS Warburg LLC @ 10.1148	02/02/12	181.70	-70.48
Sold 2 Shs 01/30/12 To Citigroup Global Markets Inc (S @ 10.1213	02/02/12	20.19	-7.83
Sold 9 Shs 01/31/12 To UBS Warburg LLC @ 9.7633	02/03/12	87.68	-38.41
Sold 43 Shs 02/01/12 To UBS Warburg LLC @ 9.7691	02/06/12	419.20	-183.24
Sold 64 Shs 02/02/12 To JP Morgan Clearing Corp @ 9.7608	02/07/12	623.39	-273.26
Sold 64 Shs 02/03/12 To UBS Warburg LLC @ 9.939	02/08/12	634.80	-261.85
Sold 41 Shs 02/06/12 To UBS Warburg LLC @ 9.7417	02/09/12	398.58	-175.84

WESTLAKE HEALTH FDN - JANUS/PERKINS

Account Number:
Statement Period:71-N279-02-2
01/01/12 - 12/31/12

Sale Activity

	Date	Proceeds	Realized Gain/Loss
Sold 15 Shs 02/07/12 To Investment Technology Group Inc @ 9.63	02/10/12	144.06	-66.09
Sold 122 Shs 02/07/12 To Instinet @ 9.7918	02/10/12	1,191.52	-517.73
Sold 25 Shs 02/08/12 To Instinet @ 9.8102	02/13/12	244.62	-105.63
Sold 37 Shs 02/09/12 To UBS Warburg LLC @ 9.6315	02/14/12	355.62	-162.76
Sold 6 Shs 02/10/12 To UBS Warburg LLC @ 9.452	02/15/12	56.58	-27.48
Sold 15 Shs 02/13/12 To UBS Warburg LLC @ 9.4952	02/16/12	142.12	-68.03
Sold 1 Shs 02/14/12 To R W Baird & Co @ 9.3	02/17/12	9.28	-4.73
Sold 23 Shs 02/14/12 To UBS Warburg LLC @ 9.313	02/17/12	213.73	-108.50
Sold 18 Shs 07/03/12 To Citation Group/Bcc Clrg @ 9.6875	07/09/12	173.74	-78.44
Sold 6 Shs 07/05/12 To UBS Warburg LLC @ 9.35	07/10/12	55.97	-28.09
Sold 25 Shs 07/05/12 To UBS Warburg LLC @ 9.3	07/10/12	231.99	-118.27
Sold 152 Shs 07/05/12 To Investment Technology Group Inc @ 9.3062	07/10/12	1,409.94	-719.61
Sold 73 Shs 07/17/12 To JP Morgan Clearing Corp @ 9.3573	07/20/12	680.50	-342.25
Sold 7 Shs 07/17/12 To UBS Warburg LLC @ 9.3303	07/20/12	65.16	-32.91
Sold 12 Shs 07/18/12 To Investment Technology Group Inc @ 7.415	07/23/12	88.61	-79.51
Sold 49 Shs 07/18/12 To UBS Warburg LLC @ 7.6905	07/23/12	375.84	-310.66
Sold 61 Shs 07/18/12 To UBS Warburg LLC @ 7.7469	07/23/12	471.32	-383.31

WESTLAKE HEALTH FDN - JANUS/PERKINS

Account Number:
Statement Period:71-N279-02-2
01/01/12 - 12/31/12

Sale Activity

	Date	Proceeds	Realized Gain/Loss
Sold 77 Shs 07/18/12 To Jonestrading Institutional Svcs @ 7.7261	07/23/12	592.59	-486.20
Sold 84 Shs 07/18/12 To Jonestrading Institutional Svcs @ 7.7451	07/23/12	648.06	-503.23
Sold 28 Shs 07/19/12 To UBS Warburg LLC @ 7.7786	07/24/12	217.23	-163.87
Sold 19 Shs 07/19/12 To UBS Warburg LLC @ 7.3829	07/24/12	139.89	-118.72
Sold 1 Shs 07/19/12 To Morgan Stanley & Co @ 7.74	07/24/12	7.71	-5.90
Sold 8 Shs 07/19/12 To Pulse Trading LLC @ 7.755	07/24/12	61.95	-46.94
Sold 25 Shs 07/20/12 To UBS Warburg LLC @ 7.0013	07/25/12	174.52	-165.75
Sold 136 Shs 07/20/12 To RBC Cap Mkts (Dain Rauscher) @ 7.0776	07/25/12	959.80	-891.27
Sold 21 Shs 07/23/12 To Liquidnet Inc @ 6.78	07/26/12	141.74	-144.09
Sold 7 Shs 07/23/12 To Citation Group/Bcc Clrg @ 6.8419	07/26/12	47.74	-47.54
Sold 268 Shs 07/23/12 To RBC Cap Mkts (Dain Rauscher) @ 6.808	07/26/12	1,819.13	-1,828.55
Sold 50 Shs 07/24/12 To UBS Warburg LLC @ 6.6366	07/27/12	330.82	-337.83
Sold 1 Shs 07/25/12 To Investment Technology Group Inc @ 6.6386	07/30/12	6.60	-6.57
Sold 82 Shs 07/25/12 To UBS Warburg LLC @ 6.3885	07/30/12	522.20	-555.41
Sold 85 Shs 07/26/12 To RBC Cap Mkts (Dain Rauscher) @ 6.4056	07/31/12	542.76	-567.23
Sold 91 Shs 07/27/12 To RBC Cap Mkts (Dain Rauscher) @ 6.3836	08/01/12	579.07	-605.52
Sold 25 Shs 07/30/12 To RBC Cap Mkts (Dain Rauscher) @ 6.3586	08/02/12	158.46	-166.60

WESTLAKE HEALTH FDN - JANUS/PERKINS

Account Number:
Statement Period:

71-N279-02-2
01/01/12 - 12/31/12

Sale Activity			
	Date	Proceeds	Realized Gain/Loss
Sold 176 Shs 07/31/12 To RBC Cap Mkts (Dain Rauscher) @ 6.2803	08/03/12	1,101.78	-1,181.66
Sold 13 Shs 08/01/12 To UBS Warburg LLC @ 6.3171	08/06/12	81.85	-84.20
Sold 3 Shs 08/23/12 To Investment Technology Group Inc @ 7.0125	08/28/12	20.94	-17.20
Sold 54 Shs 08/23/12 To Jonestrading Institutional Svcs @ 7.0351	08/28/12	378.27	-307.19
Sold 78 Shs 08/24/12 To Jonestrading Institutional Svcs @ 7.0087	08/29/12	544.33	-442.38
Sold 6 Shs 08/24/12 To UBS Warburg LLC @ 6.9737	08/29/12	41.71	-34.05
Sold 66 Shs 08/27/12 To Jonestrading Institutional Svcs @ 7.001	08/30/12	460.08	-369.57
Sold 5 Shs 08/28/12 To UBS Warburg LLC @ 6.9191	08/31/12	34.49	-28.09
Sold 41 Shs 08/29/12 To UBS Warburg LLC @ 7.117	09/04/12	290.97	-221.63
Sold 21 Shs 08/30/12 To UBS Warburg LLC @ 7.0333	09/05/12	147.27	-114.28
Sold 32 Shs 08/31/12 To Jonestrading Institutional Svcs @ 7.0084	09/06/12	223.30	-175.26
Sold 12 Shs 08/31/12 To Investment Technology Group Inc @ 7.005	09/06/12	83.69	-65.77
Sold 57 Shs 09/04/12 To UBS Warburg LLC @ 7.1508	09/07/12	406.45	-303.48
Sold 23 Shs 09/05/12 To UBS Warburg LLC @ 7.1217	09/10/12	163.33	-123.14
Sold 62 Shs 09/06/12 To UBS Warburg LLC @ 7.1496	09/11/12	442.03	-330.18
Sold 40 Shs 09/07/12 To UBS Warburg LLC @ 7.2385	09/12/12	288.73	-209.47
Sold 16 Shs 09/11/12 To UBS Warburg LLC @ 7.3024	09/14/12	116.51	-82.77

WESTLAKE HEALTH FDN - JANUS/PERKINS

Account Number:
Statement Period:71-N279-02-2
01/01/12 - 12/31/12

Sale Activity

	Date	Proceeds	Realized Gain/Loss
Sold 44 Shs 09/12/12 To UBS Warburg LLC @ 7.2862	09/17/12	319.70	-228.32
Sold 117 Shs 09/13/12 To UBS Warburg LLC @ 7.3081	09/18/12	852.69	-604.54
Sold 150 Shs 09/14/12 To Sanford C Bernstein & Co @ 7.3278	09/19/12	1,096.14	-772.11
Sold 45 Shs 09/17/12 To UBS Warburg LLC @ 7.2594	09/20/12	325.76	-234.54
Sold 105 Shs 09/18/12 To UBS Warburg LLC @ 7.2811	09/21/12	762.40	-544.68
Sold 42 Shs 09/19/12 To RBC Cap Mkts (Dain Rauscher) @ 7.2009	09/24/12	301.59	-221.24
Sold 23 Shs 09/20/12 To UBS Warburg LLC @ 7.1032	09/25/12	162.90	-123.41
Sold 75 Shs 09/21/12 To UBS Warburg LLC @ 7.1992	09/26/12	538.42	-393.46
Sold 188 Shs 09/24/12 To RBC Cap Mkts (Dain Rauscher) @ 7.0057	09/27/12	1,313.28	-1,003.48
Sold 131 Shs 09/25/12 To RBC Cap Mkts (Dain Rauscher) @ 7.0009	09/28/12	914.47	-693.68
Sold 64 Shs 09/26/12 To RBC Cap Mkts (Dain Rauscher) @ 7	10/01/12	445.74	-339.72
Sold 50 Shs 10/02/12 To UBS Warburg LLC @ 6.9299	10/05/12	345.49	-268.15
Sold 66 Shs 10/03/12 To UBS Warburg LLC @ 6.9643	10/09/12	458.30	-351.70
Sold 53 Shs 10/04/12 To UBS Warburg LLC @ 6.9477	10/10/12	367.16	-283.30
Sold 21 Shs 10/05/12 To UBS Warburg LLC @ 6.9106	10/11/12	144.69	-113.04
Sold 45 Shs 10/08/12 To UBS Warburg LLC @ 6.737	10/11/12	302.26	-248.77
Sold 13 Shs 10/09/12 To UBS Warburg LLC @ 6.6697	10/12/12	86.44	-72.68

WESTLAKE HEALTH FDN - JANUS/PERKINS

Account Number:
Statement Period:71-N279-02-2
01/01/12 - 12/31/12

Sale Activity			
	Date	Proceeds	Realized Gain/Loss
Sold 24 Shs 10/10/12 To UBS Warburg LLC @ 6.6372	10/15/12	158.80	-134.96
Sold 30 Shs 10/11/12 To RBC Cap Mkts (Dain Rauscher) @ 6.6532	10/16/12	198.99	-167.54
Sold 65 Shs 10/12/12 To RBC Cap Mkts (Dain Rauscher) @ 6.6366	10/17/12	430.07	-363.63
Sold 45 Shs 10/15/12 To Investment Technology Group Inc @ 6.658	10/18/12	298.02	-251.47
Sold 23 Shs 10/16/12 To UBS Warburg LLC @ 6.6908	10/19/12	153.42	-127.43
Sold 40 Shs 10/17/12 To UBS Warburg LLC @ 6.6437	10/22/12	264.94	-223.49
Sold 25 Shs 10/18/12 To UBS Warburg LLC @ 6.6154	10/23/12	164.88	-140.39
Sold 55 Shs 10/25/12 To UBS Warburg LLC @ 5.5403	10/30/12	303.61	-367.98
Sold 330 Shs 10/26/12 To RBC Cap Mkts (Dain Rauscher) @ 5.5992	10/31/12	1,841.09	-2,154.01
Sold 82 Shs 10/31/12 To UBS Warburg LLC @ 5.6066	11/05/12	458.08	-531.04
Sold 17 Shs 11/01/12 To Investment Technology Group Inc @ 5.655	11/06/12	95.53	-109.53
Sold 133 Shs 11/01/12 To UBS Warburg LLC @ 5.6435	11/06/12	747.91	-856.41
Sold 60 Shs 11/02/12 To Investment Technology Group Inc @ 5.595	11/07/12	333.59	-389.78
Sold 159 Shs 11/02/12 To UBS Warburg LLC @ 5.6045	11/07/12	887.92	-1,025.85
Sold 16 Shs 11/02/12 To Pulse Trading LLC @ 5.6	11/07/12	89.43	-102.85
Sold 41 Shs 11/02/12 To Jmp Securities @ 5.6	11/07/12	228.15	-264.56
Sold 146 Shs 11/05/12 To Investment Technology Group Inc @ 5.645	11/08/12	819.04	-910.92

WESTLAKE HEALTH FDN - JANUS/PERKINS

Account Number:
Statement Period:71-N279-02-2
01/01/12 - 12/31/12

Sale Activity

	Date	Proceeds	Realized Gain/Loss
Sold 224 Shs 11/06/12 To UBS Warburg LLC @ 5.6092	11/09/12	1,251.95	-1,299.84
Sold 84 Shs 11/07/12 To RBC Cap Mkts (Dain Rauscher) @ 5.6006	11/13/12	468.75	-488.17
Sold 60 Shs 11/08/12 To UBS Warburg LLC @ 5.4923	11/14/12	328.33	-355.18
Sold 330 Shs 11/09/12 To UBS Warburg LLC @ 5.4024	11/15/12	1,776.15	-1,948.58
Sold 68 Shs 11/12/12 To Dain Rauscher Incorporated @ 5.427	11/15/12	367.67	-362.63
Sold 36 Shs 11/13/12 To Citation Group/Bcc Clrg @ 5.475	11/16/12	195.83	-186.13
Sold 48 Shs 11/13/12 To RBC Cap Mkts (Dain Rauscher) @ 5.4596	11/16/12	261.09	-248.18
Sold 60 Shs 11/14/12 To Investment Technology Group Inc @ 5.4372	11/19/12	324.12	-308.15
Sold 55 Shs 11/15/12 To RBC Cap Mkts (Dain Rauscher) @ 5.384	11/20/12	295.01	-283.68
Sold 141 Shs 11/16/12 To UBS Warburg LLC @ 5.2941	11/21/12	743.63	-739.91
Sold 287 Shs 11/19/12 To Citation Group/Bcc Clrg @ 5.3168	11/23/12	1,520.15	-1,325.71
Sold 90 Shs 11/20/12 To Jefferies & Co @ 5.3	11/26/12	473.83	-405.54
Sold 54 Shs 11/20/12 To UBS Warburg LLC @ 5.3025	11/26/12	285.25	-242.37
Sold 325 Shs 11/21/12 To RBC Cap Mkts (Dain Rauscher) @ 5.3044	11/27/12	1,717.39	-1,458.12
Sold 37 Shs 11/23/12 To Misc Broker @ 5.305	11/28/12	194.98	-166.54
Sold 50 Shs 11/23/12 To Jefferies & Co @ 5.3036	11/28/12	263.42	-225.12
Sold 94 Shs 11/26/12 To UBS Warburg LLC @ 5.3012	11/29/12	496.41	-422.05

WESTLAKE HEALTH FDN - JANUS/PERKINS

Account Number:
Statement Period:71-N279-02-2
01/01/12 - 12/31/12

Sale Activity			
	Date	Proceeds	Realized Gain/Loss
Sold 119 Shs 11/27/12 To RBC Cap Mkts (Dain Rauscher) @ 5.3497	11/30/12	634.21	-528.52
Sold 64 Shs 11/28/12 To Investment Technology Group Inc @ 5.3112	12/03/12	337.67	-287.66
Sold 123 Shs 11/29/12 To RBC Cap Mkts (Dain Rauscher) @ 5.2733	12/04/12	646.14	-555.67
Sold 14 Shs 11/30/12 To Investment Technology Group Inc @ 5.26	12/05/12	73.14	-63.65
Sold 252 Shs 11/30/12 To RBC Cap Mkts (Dain Rauscher) @ 5.2807	12/05/12	1,325.67	-1,136.57
Sold 137 Shs 12/03/12 To Investment Technology Group Inc @ 5.2801	12/06/12	718.55	-620.05
Sold 4 Shs 12/04/12 To Investment Technology Group Inc @ 5.295	12/07/12	21.03	-18.05
Sold 205 Shs 12/04/12 To RBC Cap Mkts (Dain Rauscher) @ 5.279	12/07/12	1,078.07	-924.83
Icon Pub LTD Co Sponsored ADR Sold 146 Shs 02/06/12 To Investment Technology Group Inc @ 20.7474	02/09/12	3,025.41	-687.62
Sold 51 Shs 02/07/12 To UBS Warburg LLC @ 20.557	02/10/12	1,047.36	-215.77
Sold 15 Shs 02/08/12 To UBS Warburg LLC @ 20.3894	02/13/12	305.53	-64.73
Sold 21 Shs 02/09/12 To UBS Warburg LLC @ 20.3152	02/14/12	426.19	-91.90
Sold 29 Shs 02/09/12 To Barclays Capital Le @ 20.24	02/14/12	586.36	-128.82
Sold 10 Shs 02/10/12 To UBS Warburg LLC @ 20.3562	02/15/12	203.35	-43.23
Sold 103 Shs 02/10/12 To Liquidnet Inc @ 20.3286	02/15/12	2,090.71	-445.35
Sold 69 Shs 02/13/12 To UBS Warburg LLC @ 20.5028	02/16/12	1,413.28	-281.86
Sold 104 Shs 02/14/12 To Liquidnet Inc @ 20.4475	02/17/12	2,123.37	-430.35

WESTLAKE HEALTH FDN - JANUS/PERKINS

Account Number:
Statement Period:71-N279-02-2
01/01/12 - 12/31/12

Sale Activity

	Date	Proceeds	Realized Gain/Loss
Sold 14 Shs 02/14/12 To Investment Technology Group Inc @ 20.515	02/17/12	286.85	-56.22
Sold 38 Shs 02/14/12 To UBS Warburg LLC @ 20.5427	02/17/12	779.84	-151.36
Sold 3 Shs 02/15/12 To Merrill Lynch Pierce Fenner & S @ 21.43	02/21/12	64.22	-9.30
Sold 71 Shs 02/15/12 To UBS Warburg LLC @ 21.4513	02/21/12	1,521.59	-217.41
Sold 2 Shs 02/15/12 To Goldman Sachs Execution & Clrng @ 21.43	02/21/12	42.81	-6.17
Sold 182 Shs 02/15/12 To Investment Technology Group Inc @ 21.5163	02/21/12	3,911.34	-543.11
Sold 211 Shs 02/15/12 To Liquidnet Inc @ 21.472	02/21/12	4,524.17	-635.56
Sold 31 Shs 02/15/12 To Barclays Capital Le @ 21.425	02/21/12	663.54	-94.31
Sold 104 Shs 03/14/12 To R W Baird & Co @ 21.8027	03/19/12	2,263.79	-277.85
Sold 251 Shs 03/15/12 To RBC Cap Mkts (Dain Rauscher) @ 21.6069	03/20/12	5,418.21	-705.70
Sold 27 Shs 03/16/12 To Credit Suisse First Boston Corp @ 21.5589	03/21/12	581.53	-75.75
Sold 39 Shs 03/16/12 To UBS Warburg LLC @ 21.6834	03/21/12	844.85	-104.08
Sold 81 Shs 03/16/12 To Liquidnet Inc @ 21.705	03/21/12	1,755.64	-212.00
Sold 32 Shs 03/19/12 To JP Morgan Clearing Corp @ 21.6206	03/22/12	691.20	-84.92
Sold 38 Shs 03/19/12 To RBC Cap Mkts (Dain Rauscher) @ 21.6325	03/22/12	821.26	-100.08
Sold 28 Shs 03/19/12 To Pulse Trading LLC @ 21.53	03/22/12	602.54	-76.15
Sold 1 Shs 04/10/12 To Credit Suisse First Boston Corp @ 21.705	04/13/12	21.68	-2.56

WESTLAKE HEALTH FDN - JANUS/PERKINS

Account Number:
Statement Period:

71-N279-02-2
01/01/12 - 12/31/12

Sale Activity			
	Date	Proceeds	Realized Gain/Loss
Sold 50 Shs 04/10/12 To UBS Warburg LLC @ 21.7305	04/13/12	1,085.50	-126.39
Sold 349 Shs 04/10/12 To Liquidnet Inc @ 21.6803	04/13/12	7,555.78	-883.09
Sold 99 Shs 04/16/12 To Merrill Lynch Pierce Fenner & S @ 20.865	04/19/12	2,063.61	-324.22
Sold 48 Shs 04/16/12 To RBC Cap Mkts (Dain Rauscher) @ 20.8926	04/19/12	1,001.85	-155.77
Sold 192 Shs 04/17/12 To Liquidnet Inc @ 21.085	04/20/12	4,042.46	-587.22
Sold 33 Shs 04/17/12 To UBS Warburg LLC @ 20.929	04/20/12	689.98	-105.69
Sold 28 Shs 04/17/12 To Merrill Lynch Pierce Fenner & S @ 21.075	04/20/12	589.53	-85.59
Sold 1 Shs 04/25/12 To Knight Equity Markets L.P. @ 22.8525	04/30/12	22.83	-0.03
Sold 71 Shs 04/25/12 To Investment Technology Group Inc @ 22.6091	04/30/12	1,603.43	-18.65
Sold 1 Shs 04/25/12 To UBS Warburg LLC @ 22.865	04/30/12	22.84	0.02
Sold 61 Shs 04/26/12 To Liquidnet Inc @ 22.395	05/01/12	1,364.23	-61.93
Sold 46 Shs 04/26/12 To UBS Warburg LLC @ 22.4813	05/01/12	1,033.19	-41.06
Sold 57 Shs 04/26/12 To Pulse Trading LLC @ 22.396	05/01/12	1,275.97	-96.01
Sold 48 Shs 04/27/12 To UBS Warburg LLC @ 22.3927	05/02/12	1,073.86	-78.95
Sold 69 Shs 04/30/12 To UBS Warburg LLC @ 22.1431	05/03/12	1,526.45	-117.13
Sold 46 Shs 04/30/12 To Liquidnet Inc @ 22.085	05/03/12	1,014.50	-81.22
Sold 37 Shs 05/31/12 To Merrill Lynch Pierce Fenner & S @ 21.4626	06/05/12	792.80	-88.54

WESTLAKE HEALTH FDN - JANUS/PERKINS

Account Number:
Statement Period:71-N279-02-2
01/01/12 - 12/31/12

Sale Activity

	Date	Proceeds	Realized Gain/Loss
Sold 24 Shs 06/01/12 To UBS Warburg LLC @ 21.0195	06/06/12	503.97	-67.71
Sold 19 Shs 06/04/12 To UBS Warburg LLC @ 20.8035	06/07/12	394.88	-57.70
Sold 58 Shs 06/05/12 To UBS Warburg LLC @ 20.8808	06/08/12	1,209.90	-171.66
Sold 61 Shs 06/06/12 To Liquidnet Inc @ 21.0204	06/11/12	1,280.38	-171.50
Sold 1 Shs 06/06/12 To SBC Warburg Dillon Reed Inc. @ 21.1641	06/11/12	21.13	-2.16
Sold 255 Shs 06/18/12 To Investment Technology Group Inc @ 22.0704	06/21/12	5,621.44	-298.13
Sold 45 Shs 06/19/12 To Merrill Lynch Pierce Fenner & S @ 21.365	06/22/12	960.51	-81.80
Sold 92 Shs 07/10/12 To RBC Cap Mkts (Dain Rauscher) @ 23.8248	07/13/12	2,189.99	110.50
Sold 90 Shs 07/11/12 To Liquidnet Inc @ 23.5184	07/16/12	2,113.91	79.63
Sold 9 Shs 07/11/12 To UBS Warburg LLC @ 23.5052	07/16/12	211.36	7.93
Sold 5 Shs 07/12/12 To UBS Warburg LLC @ 23.0041	07/17/12	114.91	1.89
Sold 104 Shs 07/12/12 To RBC Cap Mkts (Dain Rauscher) @ 23.0269	07/17/12	2,392.66	41.94
Sold 107 Shs 11/13/12 To Liquidnet Inc @ 27.2	11/16/12	2,906.58	489.45
Sold 24 Shs 11/13/12 To UBS Warburg LLC @ 27.2205	11/16/12	652.79	115.07
Sold 69 Shs 11/13/12 To Merrill Lynch Pierce Fenner & S @ 27.203	11/16/12	1,874.55	329.56
Sold 101 Shs 11/15/12 To R W Baird & Co @ 26.8045	11/20/12	2,703.64	447.63
Sold 32 Shs 11/15/12 To Investment Technology Group Inc @ 26.8396	11/20/12	857.73	142.96

WESTLAKE HEALTH FDN - JANUS/PERKINSAccount Number:
Statement Period:71-N279-02-2
01/01/12 - 12/31/12

Sale Activity			
	Date	Proceeds	Realized Gain/Loss
Sold 61 Shs 11/16/12 To Liquidnet Inc @ 27.0241	11/21/12	1,646.29	283.75
Sold 6 Shs 11/16/12 To RBC Cap Mkts (Dain Rauscher) @ 27.0591	11/21/12	162.22	28.20
Sold 14 Shs 12/18/12 To UBS Warburg LLC @ 28.5776	12/21/12	399.80	87.09
Sold 17 Shs 12/19/12 To UBS Warburg LLC @ 28.2096	12/24/12	479.20	99.47
Sold 110 Shs 12/19/12 To Merrill Lynch Pierce Fenner & S @ 28.2553	12/24/12	3,104.16	652.34
Sold 19 Shs 12/20/12 To Investment Technology Group Inc @ 28.215	12/26/12	535.40	112.91
Sold 40 Shs 12/20/12 To UBS Warburg LLC @ 28.3616	12/26/12	1,133.63	244.56
Infinity Property & Casualty Com Sold 2 Shs 02/01/12 To UBS Warburg LLC @ 60.3343	02/06/12	120.62	26.07
Sold 14 Shs 02/02/12 To UBS Warburg LLC @ 60.6146	02/07/12	848.30	186.44
Sold 19 Shs 02/03/12 To UBS Warburg LLC @ 61.8409	02/08/12	1,174.57	276.32
Sold 14 Shs 02/06/12 To Liquidnet Inc @ 60.905	02/09/12	852.23	190.37
Sold 1 Shs 02/06/12 To UBS Warburg LLC @ 61.622	02/09/12	61.59	14.31
Sold 12 Shs 02/07/12 To UBS Warburg LLC @ 60.8969	02/10/12	730.50	163.19
Sold 4 Shs 02/08/12 To UBS Warburg LLC @ 60.379	02/13/12	241.43	52.32
Sold 1 Shs 02/09/12 To UBS Warburg LLC @ 59.1866	02/14/12	59.16	11.88
Sold 2 Shs 02/14/12 To UBS Warburg LLC @ 57.6477	02/17/12	115.25	14.04
Sold 1 Shs 02/14/12 To Citigroup Global Markets Inc (S @ 57.63	02/17/12	57.60	3.75

WESTLAKE HEALTH FDN - JANUS/PERKINS

Account Number:
Statement Period:71-N279-02-2
01/01/12 - 12/31/12

Sale Activity

	Date	Proceeds	Realized Gain/Loss
Sold 2 Shs 02/15/12 To UBS Warburg LLC @ 57.7439	02/21/12	115.44	7.75
Sold 7 Shs 02/16/12 To UBS Warburg LLC @ 58.6674	02/22/12	410.52	33.60
Sold 7 Shs 02/17/12 To UBS Warburg LLC @ 59.2783	02/23/12	414.80	37.88
Sold 1 Shs 02/21/12 To UBS Warburg LLC @ 59.6536	02/24/12	59.62	5.77
Sold 4 Shs 02/21/12 To Liquidnet Inc @ 59.69	02/24/12	238.63	23.25
Sold 4 Shs 02/23/12 To UBS Warburg LLC @ 59.0484	02/28/12	236.10	20.72
Sold 1 Shs 02/24/12 To UBS Warburg LLC @ 58.9034	02/29/12	58.87	5.02
Sold 4 Shs 02/24/12 To Liquidnet Inc @ 59.075	02/29/12	236.17	20.79
Sold 10 Shs 09/27/12 To UBS Warburg LLC @ 61.1451	10/02/12	611.23	72.78
Sold 6 Shs 09/28/12 To Liquidnet Inc @ 60.925	10/03/12	365.33	42.26
Sold 9 Shs 09/28/12 To UBS Warburg LLC @ 60.9901	10/03/12	548.71	64.10
Sold 20 Shs 10/01/12 To UBS Warburg LLC @ 61.0781	10/04/12	1,221.13	144.22
Sold 8 Shs 10/02/12 To UBS Warburg LLC @ 61.0254	10/05/12	488.02	57.26
Sold 2 Shs 10/03/12 To UBS Warburg LLC @ 60.8317	10/09/12	121.61	13.92
Sold 5 Shs 10/04/12 To UBS Warburg LLC @ 60.07	10/10/12	300.24	31.01
Sold 7 Shs 10/05/12 To RBC Cap Mkts (Dain Rauscher) @ 60.0293	10/11/12	420.06	43.15
Sold 3 Shs 10/08/12 To RBC Cap Mkts (Dain Rauscher) @ 60.0625	10/11/12	180.12	18.58

WESTLAKE HEALTH FDN - JANUS/PERKINS

Account Number:
Statement Period:

71-N279-02-2
01/01/12 - 12/31/12

Sale Activity			
	Date	Proceeds	Realized Gain/Loss
Sold 6 Shs 10/10/12 To UBS Warburg LLC @ 58.9682	10/15/12	353.68	32.22
Sold 3 Shs 10/11/12 To Investment Technology Group Inc @ 58.655	10/16/12	175.85	15.52
Sold 3 Shs 10/12/12 To Investment Technology Group Inc @ 58.234	10/17/12	174.58	14.26
Sold 14 Shs 10/15/12 To UBS Warburg LLC @ 58.173	10/18/12	814.12	65.94
Sold 4 Shs 10/16/12 To UBS Warburg LLC @ 58.4589	10/19/12	233.75	19.98
Investors Bancorp Inc Com Sold 149 Shs 09/17/12 To Citigroup Global Markets Inc (S @ 17.6546	09/20/12	2,625.26	432.37
Sold 261 Shs 09/18/12 To Citigroup Global Markets Inc (S @ 17.6238	09/21/12	4,590.56	769.14
Sold 98 Shs 09/19/12 To Citigroup Global Markets Inc (S @ 17.6055	09/24/12	1,721.87	290.46
Sold 192 Shs 09/20/12 To Citigroup Global Markets Inc (S @ 17.5012	09/25/12	3,353.43	556.08
Sold 600 Shs 09/26/12 To Citigroup Global Markets Inc (S @ 18.3503	10/01/12	10,988.93	2,284.77
Sold 144 Shs 10/02/12 To UBS Warburg LLC @ 18.4756	10/05/12	2,657.55	577.02
Sold 175 Shs 10/03/12 To RBC Cap Mkts (Dain Rauscher) @ 18.5059	10/09/12	3,234.95	708.94
Sold 291 Shs 10/04/12 To RBC Cap Mkts (Dain Rauscher) @ 18.5451	10/10/12	5,390.67	1,199.94
Sold 90 Shs 10/05/12 To RBC Cap Mkts (Dain Rauscher) @ 18.7555	10/11/12	1,686.16	396.64
Sold 7 Shs 10/19/12 To Credit Suisse First Boston Corp @ 18.0684	10/24/12	126.33	26.03
Sold 76 Shs 10/19/12 To Liquidnet Inc @ 18.0984	10/24/12	1,372.78	283.85
Sold 38 Shs 10/22/12 To Credit Suisse First Boston Corp @ 18.0076	10/25/12	683.51	139.08

WESTLAKE HEALTH FDN - JANUS/PERKINS

Account Number:
Statement Period:71-N279-02-2
01/01/12 - 12/31/12

Sale Activity

	Date	Proceeds	Realized Gain/Loss
Sold 23 Shs 10/22/12 To UBS Warburg LLC @ 18.0026	10/25/12	413.59	84.77
Sold 19 Shs 10/22/12 To Collins Stewart LLC @ 18.0145	10/25/12	341.60	69.96
Sold 24 Shs 10/23/12 To UBS Warburg LLC @ 17.8348	10/26/12	427.55	84.43
Sold 25 Shs 10/23/12 To Collins Stewart LLC @ 17.7562	10/26/12	443.02	85.61
Sold 46 Shs 10/24/12 To Collins Stewart LLC @ 17.9017	10/29/12	821.85	165.49
Sold 51 Shs 10/25/12 To Collins Stewart LLC @ 17.962	10/30/12	914.24	186.88
Sold 55 Shs 10/26/12 To Collins Stewart LLC @ 17.5265	10/31/12	962.00	178.04
Sold 36 Shs 10/31/12 To Credit Suisse First Boston Corp @ 17.4817	11/05/12	628.60	115.71
Sold 29 Shs 11/06/12 To JP Morgan Clearing Corp @ 17.4762	11/09/12	505.77	92.62
Sold 153 Shs 11/07/12 To JP Morgan Clearing Corp @ 16.8484	11/13/12	2,572.39	392.82
Sold 28 Shs 11/07/12 To UBS Warburg LLC @ 16.8822	11/13/12	472.12	73.29
Sold 38 Shs 11/08/12 To JP Morgan Clearing Corp @ 16.8124	11/14/12	637.52	96.30
Sold 29 Shs 11/09/12 To JP Morgan Clearing Corp @ 16.7977	11/15/12	486.09	73.05
Sold 19 Shs 11/12/12 To J P Morgan Clearing Corp. @ 16.6529	11/15/12	315.73	45.12
Sold 13 Shs 11/13/12 To JP Morgan Clearing Corp @ 16.6193	11/16/12	215.58	30.42
Sold 31 Shs 11/14/12 To JP Morgan Clearing Corp @ 16.2442	11/19/12	502.46	60.94
Sold 60 Shs 11/15/12 To JP Morgan Clearing Corp @ 15.9171	11/20/12	952.90	98.34

WESTLAKE HEALTH FDN - JANUS/PERKINS

Account Number:
Statement Period:

71-N279-02-2
01/01/12 - 12/31/12

Sale Activity			
	Date	Proceeds	Realized Gain/Loss
J & J Snack Foods Corp Com Sold 15 Shs 11/28/12 To RBC Cap Mkts (Dain Rauscher) @ 62.2423	12/03/12	933.30	209.60
Sold 15 Shs 11/29/12 To UBS Warburg LLC @ 62.6003	12/04/12	938.67	215.59
Sold 5 Shs 11/29/12 To RBC Cap Mkts (Dain Rauscher) @ 62.6332	12/04/12	313.06	72.03
Sold 13 Shs 11/30/12 To UBS Warburg LLC @ 62.6771	12/05/12	814.52	189.33
Sold 28 Shs 12/03/12 To UBS Warburg LLC @ 63.8685	12/06/12	1,787.71	442.51
Sold 24 Shs 12/04/12 To UBS Warburg LLC @ 63.6134	12/07/12	1,526.20	385.58
J2 Global Inc Com Sold 125 Shs 07/17/12 To Liquidnet Inc @ 29.0664	07/20/12	3,629.46	-97.51
Sold 75 Shs 07/17/12 To Sanford C Bernstein & Co @ 29.0201	07/20/12	2,174.96	-58.40
Sold 132 Shs 08/02/12 To William Blair & Company LLC @ 29.4934	08/07/12	3,890.40	-38.32
Sold 33 Shs 08/02/12 To Goldman Sachs & Co @ 29.5176	08/07/12	972.89	-9.02
Sold 35 Shs 08/03/12 To Goldman Sachs & Co @ 29.6527	08/08/12	1,036.58	-4.84
Sold 26 Shs 08/09/12 To Investment Technology Group Inc @ 28.7436	08/14/12	746.53	-26.94
Sold 3 Shs 08/09/12 To JP Morgan Clearing Corp @ 28.9075	08/14/12	86.65	-2.50
Sold 48 Shs 08/10/12 To Investment Technology Group Inc @ 28.1902	08/15/12	1,351.65	-74.58
Sold 22 Shs 08/10/12 To Liquidnet Inc @ 28.42	08/15/12	624.56	-29.01
Sold 19 Shs 08/13/12 To Investment Technology Group Inc @ 27.935	08/16/12	530.18	-34.26

WESTLAKE HEALTH FDN - JANUS/PERKINS

Account Number:
Statement Period:71-N279-02-2
01/01/12 - 12/31/12

Sale Activity

	Date	Proceeds	Realized Gain/Loss
Sold 82 Shs 08/13/12	08/16/12	2,290.36	-145.67
To RBC Cap Mkts (Dain Rauscher)			
@ 27.952			
Sold 14 Shs 11/06/12	11/09/12	427.41	11.49
To Investment Technology Group Inc			
@ 30.565			
Sold 15 Shs 11/06/12	11/09/12	458.13	12.73
To UBS Warburg LLC			
@ 30.5631			
Sold 24 Shs 11/06/12	11/09/12	727.34	15.34
To UBS Warburg LLC			
@ 30.3268			
Sold 36 Shs 11/07/12	11/13/12	1,060.82	-7.19
To Instinet			
@ 29.4981			
Sold 11 Shs 11/08/12	11/14/12	320.82	-5.52
To Investment Technology Group Inc			
@ 29.2021			
Sold 24 Shs 11/12/12	11/15/12	726.34	14.34
To Investment Technology Group Inc			
@ 30.3			
Sold 169 Shs 11/12/12	11/15/12	5,103.68	89.99
To Goldman Sachs & Co/Courtesy ACC			
@ 30.235			
Sold 7 Shs 11/13/12	11/16/12	212.46	4.79
To UBS Warburg LLC			
@ 30.3726			
Sold 86 Shs 11/15/12	11/20/12	2,462.28	-66.20
To RBC Cap Mkts (Dain Rauscher)			
@ 28.6519			
Sold 14 Shs 11/16/12	11/21/12	400.11	-9.89
To Investment Technology Group Inc			
@ 28.6148			
Sold 115 Shs 12/20/12	12/26/12	3,556.65	188.80
To Goldman Sachs & Co			
@ 30.9631			
Sold 85 Shs 12/21/12	12/27/12	2,618.61	133.46
To UBS Warburg LLC			
@ 30.8279			
Kbr Inc Com			
Sold 184 Shs 09/27/12	10/02/12	5,556.50	581.20
To Isi Group Inc			
@ 30.2341			
Sold 16 Shs 09/27/12	10/02/12	482.61	50.73
To Sanford C Bernstein & Co			
@ 30.1841			
Sold 111 Shs 10/22/12	10/25/12	3,391.36	491.55
To Investment Technology Group Inc			
@ 30.5886			
Sold 48 Shs 10/22/12	10/25/12	1,475.53	221.56
To Raymond James & Associates			
@ 30.7761			

WESTLAKE HEALTH FDN - JANUS/PERKINS

Account Number: --
Statement Period:71-N279-02-2
01/01/12 - 12/31/12

Sale Activity

	Date	Proceeds	Realized Gain/Loss
Sold 41 Shs 10/22/12 To Piper Jaffray @ 30.6559	10/25/12	1,255.43	184.33
Kbw Inc Com Sold 253 Shs 11/05/12 To Cantor Fitzgerald & Co @ 17.4534	11/08/12	4,410.55	-102.92
Sold 347 Shs 11/05/12 To Jmp Securities @ 17.45	11/08/12	6,042.86	-75.44
Sold 839 Shs 11/05/12 To Cantor Fitzgerald & Co @ 17.4717	11/08/12	14,641.65	56.72
Sold 586 Shs 11/05/12 To Jmp Securities @ 17.4706	11/08/12	10,217.03	255.21
Sold 164 Shs 11/06/12 To Goldman Sachs Execution & Clrng @ 17.4512	11/09/12	2,858.65	84.89
Sold 111 Shs 11/06/12 To Rosenblatt Securites LLC @ 17.4521	11/09/12	1,933.24	62.22
Sold 506 Shs 11/06/12 To Jonestrading Institutional Svcs @ 17.6377	11/09/12	8,909.30	478.72
Sold 1138 Shs 11/07/12 To Jonestrading Institutional Svcs @ 17.4157	11/13/12	19,784.49	961.52
Sold 254 Shs 11/07/12 To Pulse Trading LLC @ 17.415	11/13/12	4,420.77	273.23
Sold 432 Shs 11/08/12 To Jonestrading Institutional Svcs @ 17.2363	11/14/12	7,432.95	570.32
Sold 170 Shs 11/08/12 To Citation Group/Bcc Clrg @ 17.395	11/14/12	2,951.13	394.78
Kaydon Corp Com Sold 7 Shs 02/07/12 To Knight Equity Markets L.P. @ 36.4936	02/10/12	255.38	-36.34
Sold 6 Shs 02/07/12 To Credit Suisse First Boston Corp @ 36.5002	02/10/12	218.87	-31.17
Sold 37 Shs 02/07/12 To UBS Warburg LLC @ 36.4985	02/10/12	1,349.67	-192.27
Sold 1 Shs 02/07/12 To Goldman Sachs Execution & Clrng @ 36.4959	02/10/12	36.47	-5.20

WESTLAKE HEALTH FDN - JANUS/PERKINS

Account Number:
Statement Period:71-N279-02-2
01/01/12 - 12/31/12

Sale Activity

	Date	Proceeds	Realized Gain/Loss
Sold 3 Shs 02/07/12 To Citigroup Global Markets Inc (S @ 36.4975	02/10/12	109.42	-15.60
Sold 7 Shs 02/07/12 To Citation Group/Bcc Clrg @ 36.5007	02/10/12	255.35	-36.37
Sold 35 Shs 02/08/12 To UBS Warburg LLC @ 36.4376	02/13/12	1,274.59	-184.00
Sold 5 Shs 02/08/12 To Liquidnet Inc @ 36.415	02/13/12	181.92	-26.45
Sold 32 Shs 02/09/12 To R W Baird & Co @ 35.9787	02/14/12	1,150.97	-182.60
Sold 43 Shs 02/10/12 To UBS Warburg LLC @ 35.0403	02/15/12	1,505.84	-286.14
Sold 44 Shs 02/13/12 To UBS Warburg LLC @ 35.2595	02/16/12	1,550.51	-283.15
Sold 72 Shs 02/14/12 To UBS Warburg LLC @ 35.0315	02/17/12	2,520.78	-479.75
Sold 29 Shs 02/15/12 To UBS Warburg LLC @ 34.9717	02/21/12	1,013.58	-194.97
Sold 71 Shs 02/16/12 To Investment Technology Group Inc @ 35.2412	02/22/12	2,500.30	-458.55
Sold 47 Shs 02/16/12 To UBS Warburg LLC @ 35.1131	02/22/12	1,649.35	-309.33
Sold 61 Shs 02/17/12 To UBS Warburg LLC @ 35.3423	02/23/12	2,154.62	-387.49
Sold 8 Shs 02/24/12 To Credit Suisse First Boston Corp @ 37.4061	02/29/12	299.08	-34.31
Sold 246 Shs 02/24/12 To Investment Technology Group Inc @ 37.4705	02/29/12	9,211.42	-1,040.38
Sold 19 Shs 02/24/12 To Knight Equity Markets L.P. @ 37.3297	02/29/12	709.06	-82.75
Sold 53 Shs 02/24/12 To UBS Warburg LLC @ 37.2909	02/29/12	1,975.32	-233.40
Sold 31 Shs 02/24/12 To Instinet @ 37.8419	02/29/12	1,172.29	-119.60

WESTLAKE HEALTH FDN - JANUS/PERKINS

Account Number:
Statement Period:71-N279-02-2
01/01/12 - 12/31/12

Sale Activity			
	Date	Proceeds	Realized Gain/Loss
Sold 4 Shs 02/24/12 To Goldman Sachs Execution & Clrng @ 37.3931	02/29/12	149.48	-17.22
Sold 13 Shs 02/24/12 To Citigroup Global Markets Inc (S @ 37.3359	02/29/12	485.10	-56.66
Sold 2 Shs 02/24/12 To Citation Group/Bcc Clrg @ 37.5788	02/29/12	75.11	-8.24
Sold 24 Shs 02/24/12 To Pulse Trading LLC @ 37.4875	02/29/12	899.44	-100.74
Sold 52 Shs 03/20/12 To UBS Warburg LLC @ 36.7359	03/23/12	1,909.19	-257.86
Sold 56 Shs 03/21/12 To RBC Cap Mkts (Dain Rauscher) @ 36.3807	03/26/12	2,036.16	-297.58
Sold 39 Shs 03/21/12 To RBC Cap Mkts (Dain Rauscher) @ 36.4186	03/26/12	1,419.52	-205.77
Sold 50 Shs 03/22/12 To RBC Cap Mkts (Dain Rauscher) @ 35.6418	03/27/12	1,781.05	-302.65
Sold 126 Shs 03/23/12 To UBS Warburg LLC @ 35.5345	03/28/12	4,474.74	-776.18
Sold 154 Shs 03/26/12 To R W Baird & Co @ 36.1247	03/29/12	5,557.70	-860.10
Sold 46 Shs 03/26/12 To RBC Cap Mkts (Dain Rauscher) @ 35.983	03/29/12	1,654.27	-262.73
Sold 77 Shs 03/26/12 To Pulse Trading LLC @ 36.0076	03/29/12	2,771.77	-437.13
Sold 42 Shs 03/27/12 To Investment Technology Group Inc @ 26.7111	03/30/12	1,120.79	-629.52
Sold 93 Shs 03/27/12 To UBS Warburg LLC @ 26.5694	03/30/12	2,469.04	-1,406.64
Sold 188 Shs 03/28/12 To UBS Warburg LLC @ 25.838	04/02/12	4,853.67	-2,981.04
Sold 77 Shs 03/28/12 To Liquidnet Inc @ 25.6806	04/02/12	1,975.05	-1,233.85
Sold 27 Shs 03/30/12 To Citigroup Global Markets Inc (S @ 25.5272	04/04/12	688.67	-436.53

WESTLAKE HEALTH FDN - JANUS/PERKINS

Account Number:
Statement Period:71-N279-02-2
01/01/12 - 12/31/12

Sale Activity

	Date	Proceeds	Realized Gain/Loss
Sold 1 Shs 04/02/12 To Citation Group/Bcc Clrg @ 25.26	04/05/12	25.23	-16.44
Sold 272 Shs 04/02/12 To UBS Warburg LLC @ 25.4394	04/05/12	6,913.92	-4,421.41
Kemper Corp Del Com Sold 35 Shs 12/28/11 To UBS Warburg LLC @ 29.3721	01/03/12	1,027.30	-39.64
Sold 62 Shs 12/29/11 To Credit Suisse First Boston Corp @ 29.5877	01/04/12	1,833.16	-56.84
Sold 115 Shs 12/30/11 To Liquidnet Inc @ 29.58	01/05/12	3,398.18	-98.21
Sold 9 Shs 12/30/11 To UBS Warburg LLC @ 29.5932	01/05/12	266.15	-6.79
Sold 60 Shs 01/03/12 To RBC Cap Mkts (Dain Rauscher) @ 29.4606	01/06/12	1,766.40	-53.21
Sold 63 Shs 01/04/12 To UBS Warburg LLC @ 29.0337	01/09/12	1,827.82	-72.13
Sold 12 Shs 01/04/12 To JP Morgan Clearing Corp @ 29.0058	01/09/12	347.82	-12.49
Sold 46 Shs 01/05/12 To Credit Suisse First Boston Corp @ 28.9846	01/10/12	1,332.34	-48.30
Sold 65 Shs 01/05/12 To JP Morgan Clearing Corp @ 28.7218	01/10/12	1,865.58	-84.42
Sold 44 Shs 01/06/12 To RBC Cap Mkts (Dain Rauscher) @ 28.8226	01/11/12	1,267.28	-47.73
Sold 17 Shs 01/09/12 To Investment Technology Group Inc @ 28.6735	01/12/12	487.01	-20.60
Sold 1 Shs 07/12/12 To Knight Equity Markets L.P. @ 30.94	07/17/12	30.92	1.06
Sold 75 Shs 07/12/12 To RBC Cap Mkts (Dain Rauscher) @ 31.0325	07/17/12	2,325.88	86.42
Sold 142 Shs 07/12/12 To Investment Technology Group Inc @ 31.0772	07/17/12	4,408.60	171.17
Sold 1 Shs 07/12/12 To Citation Group/Bcc Clrg @ 30.94	07/17/12	30.91	1.07

WESTLAKE HEALTH FDN - JANUS/PERKINS

Account Number:
Statement Period:

71-N279-02-2
01/01/12 - 12/31/12

Sale Activity			
	Date	Proceeds	Realized Gain/Loss
Sold 65 Shs 07/13/12 To Investment Technology Group Inc @ 31.5292	07/18/12	2,047.40	109.36
Sold 116 Shs 07/13/12 To RBC Cap Mkts (Dain Rauscher) @ 31.681	07/18/12	3,672.59	217.75
Sold 26 Shs 07/17/12 To UBS Warburg LLC @ 31.6311	07/20/12	821.87	47.66
Sold 27 Shs 07/18/12 To UBS Warburg LLC @ 31.7647	07/23/12	857.09	53.51
Sold 21 Shs 07/18/12 To UBS Warburg LLC @ 31.8652	07/23/12	668.73	44.05
Sold 248 Shs 07/19/12 To Investment Technology Group Inc @ 31.7527	07/24/12	7,867.05	498.87
Sold 78 Shs 07/19/12 To UBS Warburg LLC @ 31.6976	07/24/12	2,470.79	154.96
Sold 6 Shs 08/02/12 To UBS Warburg LLC @ 32.29	08/07/12	193.61	15.47
Sold 13 Shs 08/02/12 To Investment Technology Group Inc @ 32.255	08/07/12	418.92	33.04
Sold 33 Shs 08/03/12 To UBS Warburg LLC @ 32.715	08/08/12	1,078.91	100.27
Sold 16 Shs 08/06/12 To UBS Warburg LLC @ 32.9298	08/09/12	526.54	52.15
Sold 147 Shs 08/06/12 To Liquidnet Inc @ 32.925	08/09/12	4,835.46	485.60
Sold 107 Shs 08/07/12 To UBS Warburg LLC @ 32.0086	08/10/12	3,422.70	260.73
Sold 14 Shs 09/06/12 To UBS Warburg LLC @ 32.0034	09/11/12	447.75	34.43
Sold 8 Shs 09/13/12 To UBS Warburg LLC @ 32.0063	09/18/12	255.88	19.74
Sold 19 Shs 09/14/12 To RBC Cap Mkts (Dain Rauscher) @ 32.0036	09/19/12	607.67	48.44
Sold 1 Shs 09/17/12 To RBC Cap Mkts (Dain Rauscher) @ 32	09/20/12	31.97	2.59

WESTLAKE HEALTH FDN - JANUS/PERKINS

Account Number:
Statement Period:71-N279-02-2
01/01/12 - 12/31/12

Sale Activity

	Date	Proceeds	Realized Gain/Loss
Kirby Corp Com			
Sold 48 Shs 12/28/11	01/03/12	3,140.55	1,077.13
To Liquidnet Inc			
@ 65.4595			
Sold 89 Shs 12/28/11	01/03/12	5,822.72	1,996.78
To RBC Cap Mkts (Dain Rauscher)			
@ 65.4452			
Sold 99 Shs 12/28/11	01/03/12	6,474.78	2,218.97
To Pulse Trading LLC			
@ 65.4131			
Sold 36 Shs 12/29/11	01/04/12	2,377.12	829.55
To RBC Cap Mkts (Dain Rauscher)			
@ 66.0524			
Sold 33 Shs 12/29/11	01/04/12	2,166.07	758.63
To Liquidnet Inc			
@ 65.67			
Sold 5 Shs 12/30/11	01/05/12	329.62	122.65
To Keefe Bruyette & Woods Inc			
@ 65.9627			
Sold 154 Shs 01/03/12	01/06/12	10,239.03	3,864.46
To Liquidnet Inc			
@ 66.5185			
Sold 4 Shs 01/03/12	01/06/12	266.16	100.59
To RBC Cap Mkts (Dain Rauscher)			
@ 66.5616			
Sold 59 Shs 01/03/12	01/06/12	3,874.16	1,431.95
To Pulse Trading LLC			
@ 65.675			
Sold 18 Shs 01/04/12	01/09/12	1,179.42	434.34
To Liquidnet Inc			
@ 65.5551			
Sold 9 Shs 01/04/12	01/09/12	581.98	209.44
To UBS Warburg LLC			
@ 64.6871			
Sold 44 Shs 01/04/12	01/09/12	2,843.88	1,022.58
To Pulse Trading LLC			
@ 64.645			
Sold 200 Shs 12/12/12	12/17/12	11,704.73	191.14
To Citigroup Global Markets Inc (S			
@ 58.545			
Lincoln Elec Hldgs Inc Com			
Sold 140 Shs 12/28/11	01/03/12	5,406.10	808.26
To Credit Suisse First Boston Corp			
@ 38.6358			
Sold 1 Shs 12/29/11	01/04/12	39.00	6.16
To Credit Suisse First Boston Corp			
@ 39.0285			
Sold 100 Shs 05/08/12	05/11/12	4,813.45	1,534.52
To Jefferies & Co			
@ 48.1706			

WESTLAKE HEALTH FDN - JANUS/PERKINS

Account Number:
Statement Period:

71-N279-02-2
01/01/12 - 12/31/12

Sale Activity

	Date	Proceeds	Realized Gain/Loss
Sold 400 Shs 12/12/12 To Citigroup Global Markets Inc (S @ 48.4025	12/17/12	19,352.56	6,967.69
Lone Pine Res Inc Com Sold 2000 Shs 11/14/12 To UBS Warburg LLC @ 1.301	11/19/12	2,561.94	-53,904.98
Sold 452 Shs 11/15/12 To UBS Warburg LLC @ 1.12	11/20/12	497.18	-2,925.02
Sold 24 Shs 11/15/12 To RBC Cap Mkts (Dain Rauscher) @ 1.2	11/20/12	28.31	-153.12
Sold 357 Shs 11/16/12 To UBS Warburg LLC @ 1.1009	11/21/12	380.51	-2,316.98
Sold 339 Shs 11/19/12 To UBS Warburg LLC @ 1.0888	11/23/12	362.31	-2,176.69
Sold 58 Shs 11/20/12 To UBS Warburg LLC @ 1.0809	11/26/12	61.52	-372.70
Sold 300 Shs 11/21/12 To UBS Warburg LLC @ 1.0738	11/27/12	316.13	-1,929.85
Sold 32 Shs 11/23/12 To UBS Warburg LLC @ 1.08	11/28/12	33.91	-205.66
Sold 438 Shs 11/26/12 To UBS Warburg LLC @ 1.0023	11/29/12	430.24	-2,784.22
M D C Hldgs Inc Com Sold 500 Shs 01/10/12 To Investment Technology Group Inc @ 19.7381	01/13/12	9,856.36	-3,146.19
Sold 300 Shs 01/12/12 To U.S. Bancorp Piper Jaffray Inc. @ 20.0076	01/18/12	5,991.66	-1,661.95
Sold 100 Shs 01/12/12 To Barclays Capital Le @ 20.01	01/18/12	1,998.96	-534.04
Sold 200 Shs 02/02/12 To Baypoint Trading LLC @ 22.0142	02/07/12	4,398.75	-446.75
Sold 304 Shs 02/06/12 To Stifel Nicolaus & Co @ 24.677	02/09/12	7,491.02	742.24
Sold 191 Shs 02/07/12 To Stifel Nicolaus & Co @ 25.2161	02/10/12	4,809.49	1,283.17

WESTLAKE HEALTH FDN - JANUS/PERKINS

Account Number:
Statement Period:71-N279-02-2
01/01/12 - 12/31/12

Sale Activity

	Date	Proceeds	Realized Gain/Loss
Sold 210 Shs 02/07/12 To Stifel Nicolaus & Co @ 25.1508	02/10/12	5,274.21	1,397.11
Sold 28 Shs 02/07/12 To Barclays Capital Le @ 24.945	02/10/12	697.88	180.93
Sold 17 Shs 02/07/12 To Barclays Capital Le @ 25.295	02/10/12	429.67	115.81
Sold 332 Shs 02/08/12 To Stifel Nicolaus & Co @ 24.9727	02/13/12	8,279.16	2,256.86
Sold 84 Shs 02/09/12 To Investment Technology Group Inc @ 25.305	02/14/12	2,123.47	682.45
Sold 234 Shs 02/09/12 To Stifel Nicolaus & Co @ 25.1919	02/14/12	5,886.59	1,931.13
Mack Cali Rlty Corp Com Sold 76 Shs 09/04/12 To Liquidnet Inc @ 26.955	09/07/12	2,045.87	-509.89
Sold 66 Shs 09/04/12 To Green Street Advisors @ 26.9525	09/07/12	1,776.52	-442.40
Sold 13 Shs 09/05/12 To Liquidnet Inc @ 26.995	09/10/12	350.47	-86.59
Sold 144 Shs 09/05/12 To UBS Warburg LLC @ 27.0572	09/10/12	3,893.27	-887.98
Sold 1 Shs 09/05/12 To Green Street Advisors @ 27	09/10/12	26.95	-6.07
Sold 238 Shs 09/11/12 To Macquarie Securities (USA) Inc @ 26.9713	09/14/12	6,410.69	-1,431.05
Sold 87 Shs 09/12/12 To Liquidnet Inc @ 26.945	09/17/12	2,341.11	-512.20
Sold 175 Shs 09/12/12 To Macquarie Securities (USA) Inc @ 26.9405	09/18/12	4,708.35	-1,013.59
Sold 187 Shs 11/14/12 To Credit Suisse First Boston Corp @ 24.793	11/19/12	4,632.44	-1,304.01
Sold 2 Shs 11/14/12 To Investment Technology Group Inc @ 24.8782	11/19/12	49.68	-13.81
Sold 11 Shs 11/14/12 To Pulse Trading LLC @ 24.785	11/19/12	272.52	-76.68

WESTLAKE HEALTH FDN - JANUS/PERKINS

Account Number:
Statement Period:

71-N279-02-2
01/01/12 - 12/31/12

Sale Activity

	Date	Proceeds	Realized Gain/Loss
Sold 173 Shs 12/20/12 To UBS Warburg LLC @ 26.181	12/26/12	4,525.74	-966.27
Sold 178 Shs 12/21/12 To RBC Cap Mkts (Dain Rauscher) @ 26.0075	12/27/12	4,625.67	-1,025.06
Sold 47 Shs 12/21/12 To Citation Group/Bcc Clrg @ 25.985	12/27/12	1,219.62	-272.43
Sold 70 Shs 12/24/12 To UBS Warburg LLC @ 25.9882	12/28/12	1,817.72	-404.48
Sold 98 Shs 12/26/12 To RBC Cap Mkts (Dain Rauscher) @ 25.7438	12/31/12	2,520.87	-565.66
Marinemax Inc Com Sold 317 Shs 01/30/12 To Sanford C Bernstein & Co @ 8.3801	02/02/12	2,650.09	-1,100.72
Sold 383 Shs 01/31/12 To UBS Warburg LLC @ 8.2254	02/03/12	3,142.60	-1,283.73
Sold 1800 Shs 03/22/12 To Investment Technology Group Inc @ 7.9814	03/27/12	14,321.26	-4,062.71
Sold 1500 Shs 04/26/12 To Liquidnet Inc @ 10.915	05/01/12	16,327.13	3,146.41
Sold 800 Shs 04/27/12 To RBC Cap Mkts (Dain Rauscher) @ 11.1121	05/02/12	8,873.48	2,604.37
Sold 132 Shs 05/01/12 To UBS Warburg LLC @ 10.6019	05/04/12	1,396.77	421.41
Sold 21 Shs 05/02/12 To UBS Warburg LLC @ 10.0021	05/07/12	209.61	54.44
Sold 28 Shs 05/16/12 To UBS Warburg LLC @ 10.2516	05/21/12	286.47	79.58
Sold 119 Shs 05/17/12 To UBS Warburg LLC @ 10.0336	05/22/12	1,191.59	312.29
Sold 42 Shs 05/18/12 To UBS Warburg LLC @ 9.5614	05/23/12	400.73	90.39
Sold 217 Shs 05/21/12 To UBS Warburg LLC @ 9.5327	05/24/12	2,064.21	460.77
Sold 27 Shs 05/21/12 To Liquidnet Inc @ 9.34	05/24/12	251.36	51.85

WESTLAKE HEALTH FDN - JANUS/PERKINS

Account Number:
Statement Period:71-N279-02-2
01/01/12 - 12/31/12

Sale Activity

	Date	Proceeds	Realized Gain/Loss
Sold 61 Shs 05/22/12 To Liquidnet Inc @ 9.6629	05/25/12	587.59	136.85
Sold 85 Shs 05/22/12 To UBS Warburg LLC @ 9.7477	05/25/12	826.83	198.76
Sold 75 Shs 05/22/12 To Merrill Lynch Pierce Fenner & S @ 9.7216	05/25/12	727.60	173.42
Sold 49 Shs 05/23/12 To Sanford C Bernstein & Co @ 9.568	05/29/12	467.83	105.76
Sold 207 Shs 05/24/12 To RBC Cap Mkts (Dain Rauscher) @ 9.7855	05/30/12	2,021.41	491.87
Sold 24 Shs 05/25/12 To Investment Technology Group Inc @ 9.5831	05/31/12	229.38	52.04
Sold 113 Shs 05/29/12 To Liquidnet Inc @ 9.6212	06/01/12	1,083.78	138.77
Mohawk Inds Inc Com Sold 18 Shs 01/03/12 To Investment Technology Group Inc @ 60.2584	01/06/12	1,084.17	277.06
Sold 151 Shs 01/03/12 To RBC Cap Mkts (Dain Rauscher) @ 60.454	01/06/12	9,123.08	2,760.32
Sold 32 Shs 01/04/12 To Liquidnet Inc @ 59.68	01/09/12	1,908.76	593.65
Sold 187 Shs 01/04/12 To Morgan Stanley & Co @ 59.5967	01/09/12	11,140.62	3,581.88
Sold 12 Shs 01/05/12 To RBC Cap Mkts (Dain Rauscher) @ 58.9162	01/10/12	706.73	223.07
Monolithic Pwr Sys Inc Com Sold 126 Shs 01/12/12 To Investment Technology Group Inc @ 15.675	01/18/12	1,971.86	-23.38
Sold 43 Shs 01/12/12 To Stifel Nicolaus & Co @ 15.6552	01/18/12	671.64	-7.79
Sold 4 Shs 01/12/12 To JP Morgan Clearing Corp @ 15.6648	01/18/12	62.57	-0.51
Sold 25 Shs 01/13/12 To Investment Technology Group Inc @ 15.31	01/19/12	382.11	-12.17

WESTLAKE HEALTH FDN - JANUS/PERKINS

Account Number:
Statement Period:71-N279-02-2
01/01/12 - 12/31/12**Sale Activity**

	Date	Proceeds	Realized Gain/Loss
Sold 11 Shs 01/13/12 To UBS Warburg LLC @ 15.3647	01/19/12	168.78	-4.70
Sold 62 Shs 01/17/12 To Investment Technology Group Inc @ 15.4819	01/20/12	958.31	-18.09
Sold 195 Shs 01/18/12 To Investment Technology Group Inc @ 15.8885	01/23/12	3,093.32	73.32
Sold 34 Shs 01/18/12 To Barclays Capital Le @ 15.5346	01/23/12	527.48	0.92
Sold 15 Shs 01/18/12 To Knight Equity Markets L.P. @ 16.3689	01/23/12	245.37	13.06
Sold 5 Shs 01/18/12 To Credit Suisse First Boston Corp @ 16.4666	01/23/12	82.22	4.78
Sold 23 Shs 01/18/12 To Citation Group/Bcc Clrg @ 16.3856	01/23/12	376.40	20.19
Sold 57 Shs 01/18/12 To UBS Warburg LLC @ 16.4019	01/23/12	933.75	50.98
Sold 28 Shs 01/18/12 To Goldman Sachs Execution & Clrng @ 16.3852	01/23/12	458.22	24.58
Sold 7 Shs 01/18/12 To Citigroup Global Markets Inc (S @ 16.5154	01/23/12	115.46	7.05
Sold 109 Shs 01/19/12 To Barclays Capital Le @ 16.53	01/24/12	1,799.55	113.32
Sold 56 Shs 01/19/12 To UBS Warburg LLC @ 16.5279	01/24/12	924.42	61.86
Sold 1 Shs 01/20/12 To Credit Suisse First Boston Corp @ 17.48	01/25/12	17.45	1.86
Sold 9 Shs 01/20/12 To UBS Warburg LLC @ 17.4427	01/25/12	156.79	16.49
Sold 89 Shs 01/20/12 To Goldman Sachs Execution & Clrng @ 17.4536	01/25/12	1,551.56	164.23
Sold 1 Shs 01/20/12 To Credit Suisse First Boston Corp @ 17.6075	01/25/12	17.58	1.99
Sold 1 Shs 01/20/12 To UBS Warburg LLC @ 17.6093	01/25/12	17.58	1.99

WESTLAKE HEALTH FDN - JANUS/PERKINS

Account Number:
Statement Period:71-N279-02-2
01/01/12 - 12/31/12

Sale Activity

	Date	Proceeds	Realized Gain/Loss
Sold 14 Shs 01/20/12 To Goldman Sachs Execution & Clmg @ 17.603	01/25/12	246.15	27.94
Sold 1 Shs 01/20/12 To Knight Equity Markets L.P. @ 17.43	01/25/12	17.41	1.82
Sold 14 Shs 01/23/12 To Barclays Capital Le @ 17.25	01/26/12	241.21	23.02
Sold 29 Shs 01/23/12 To UBS Warburg LLC @ 17.26	01/26/12	499.95	47.98
Sold 4 Shs 01/24/12 To Liquidnet Inc @ 17.23	01/27/12	68.79	6.45
Sold 5 Shs 01/24/12 To Investment Technology Group Inc @ 17.18	01/27/12	85.76	7.84
Sold 19 Shs 01/24/12 To UBS Warburg LLC @ 17.051	01/27/12	323.58	27.46
Sold 21 Shs 01/25/12 To Investment Technology Group Inc @ 16.7148	01/30/12	350.47	23.19
Sold 10 Shs 01/25/12 To Barclays Capital Le @ 16.6057	01/30/12	165.85	10.00
Sold 30 Shs 01/26/12 To Investment Technology Group Inc @ 16.9521	01/31/12	507.80	40.25
Sold 29 Shs 01/27/12 To UBS Warburg LLC @ 16.6358	02/01/12	481.85	29.88
Sold 23 Shs 01/30/12 To Investment Technology Group Inc @ 16.4027	02/02/12	376.67	18.22
Sold 7 Shs 02/09/12 To Knight Equity Markets L.P. @ 16.1379	02/14/12	112.89	1.62
Sold 2 Shs 02/09/12 To Credit Suisse First Boston Corp @ 16.1348	02/14/12	32.22	0.43
Sold 1 Shs 02/09/12 To Goldman Sachs Execution & Clmg @ 16.1406	02/14/12	16.11	0.21
Sold 74 Shs 02/09/12 To UBS Warburg LLC @ 16.2331	02/14/12	1,199.74	23.52
Sold 1 Shs 02/09/12 To Citigroup Global Markets Inc (S @ 16.137	02/14/12	16.11	0.22

WESTLAKE HEALTH FDN - JANUS/PERKINS

Account Number:

71-N279-02-2

Statement Period:

01/01/12 - 12/31/12

Sale Activity

	Date	Proceeds	Realized Gain/Loss
Sold 26 Shs 02/10/12 To Investment Technology Group Inc @ 18.167	02/15/12	471.68	58.44
Sold 297 Shs 02/10/12 To RBC Cap Mkts (Dain Rauscher) @ 17.4371	02/15/12	5,172.78	464.48
Sold 68 Shs 02/10/12 To Barclays Capital Le @ 17.548	02/15/12	1,191.87	132.10
Sold 16 Shs 02/13/12 To Liquidnet Inc @ 16.885	02/16/12	269.67	20.32
Sold 89 Shs 02/13/12 To Morgan Stanley & Co @ 17.3096	02/16/12	1,538.74	153.25
Sold 19 Shs 02/13/12 To Barclays Capital Le @ 17.315	02/16/12	328.60	34.90
Sold 200 Shs 02/24/12 To Citation Group/Bcc Clrg @ 19.095	02/29/12	3,814.93	730.38
Sold 5 Shs 02/28/12 To Credit Suisse First Boston Corp @ 19.2494	03/02/12	96.14	19.13
Sold 8 Shs 02/28/12 To UBS Warburg LLC @ 19.2398	03/02/12	153.75	30.53
Sold 2 Shs 02/28/12 To Citigroup Global Markets Inc (S @ 19.2459	03/02/12	38.44	7.63
Sold 4 Shs 02/28/12 To Goldman Sachs Execution & Clrng @ 19.25	03/02/12	76.91	15.30
Sold 1 Shs 02/28/12 To Knight Equity Markets L.P. @ 19.25	03/02/12	19.23	3.83
Sold 19 Shs 02/29/12 To Investment Technology Group Inc @ 18.76	03/05/12	355.95	63.30
Sold 37 Shs 02/29/12 To UBS Warburg LLC @ 18.9824	03/05/12	701.59	131.68
Sold 168 Shs 03/01/12 To Citigroup Global Markets Inc (S @ 18.7825	03/06/12	3,149.52	565.36
Sold 21 Shs 03/01/12 To UBS Warburg LLC @ 18.6515	03/06/12	391.25	68.31
Sold 55 Shs 03/02/12 To UBS Warburg LLC @ 18.7721	03/07/12	1,031.35	185.55

WESTLAKE HEALTH FDN - JANUS/PERKINS

Account Number:
Statement Period:71-N279-02-2
01/01/12 - 12/31/12

Sale Activity

	Date	Proceeds	Realized Gain/Loss
Sold 19 Shs 03/02/12 To Citigroup Global Markets Inc (S @ 18.9032	03/07/12	358.48	66.29
Sold 6 Shs 03/05/12 To Knight Equity Markets L.P. @ 17.9177	03/08/12	107.44	15.17
Sold 4 Shs 03/05/12 To Credit Suisse First Boston Corp @ 18.2436	03/08/12	72.88	11.37
Sold 28 Shs 03/05/12 To Investment Technology Group Inc @ 17.72	03/08/12	495.45	65.02
Sold 3 Shs 03/05/12 To Citation Group/Bcc Clrg @ 18.072	03/08/12	54.15	8.48
Sold 3 Shs 03/05/12 To UBS Warburg LLC @ 18.0794	03/08/12	54.17	8.50
Sold 1 Shs 03/05/12 To Goldman Sachs Execution & Clrng @ 18.1743	03/08/12	18.14	2.92
Sold 46 Shs 03/05/12 To RBC Cap Mkts (Dain Rauscher) @ 17.8349	03/08/12	819.47	119.14
Sold 5 Shs 03/05/12 To Citigroup Global Markets Inc (S @ 18.1453	03/08/12	90.62	14.50
Sold 232 Shs 03/05/12 To Liquidnet Inc @ 17.8294	03/08/12	4,129.38	597.28
Sold 38 Shs 03/06/12 To Investment Technology Group Inc @ 17.6164	03/09/12	668.45	93.95
Sold 50 Shs 03/06/12 To RBC Cap Mkts (Dain Rauscher) @ 17.6434	03/09/12	881.15	131.47
Sold 190 Shs 03/06/12 To Liquidnet Inc @ 17.6205	03/09/12	3,342.13	504.08
Sold 43 Shs 03/06/12 To Citation Group/Bcc Clrg @ 17.505	03/09/12	751.85	113.58
Sold 83 Shs 03/07/12 To UBS Warburg LLC @ 17.4836	03/12/12	1,449.45	389.89
Sold 89 Shs 03/07/12 To Merrill Lynch Pierce Fenner & S @ 17.5085	03/12/12	1,556.45	451.39
Sold 29 Shs 03/08/12 To Merrill Lynch Pierce Fenner & S @ 17.39	03/13/12	503.72	143.64

WESTLAKE HEALTH FDN - JANUS/PERKINS

Account Number:
Statement Period:71-N279-02-2
01/01/12 - 12/31/12

Sale Activity			
	Date	Proceeds	Realized Gain/Loss
Sold 303 Shs 03/08/12 To Goldman Sachs Execution & Clrng @ 17.5747	03/13/12	5,318.97	1,587.54
Sold 110 Shs 03/08/12 To Liquidnet Inc @ 17.455	03/13/12	1,916.71	570.39
Sold 468 Shs 03/09/12 To Liquidnet Inc @ 17.7459	03/14/12	8,290.89	2,698.75
Sold 30 Shs 03/09/12 To UBS Warburg LLC @ 17.7326	03/14/12	531.37	188.85
Movado Group Inc Com Sold 87 Shs 01/12/12 To Investment Technology Group Inc @ 19.5803	01/18/12	1,701.27	698.58
Sold 1 Shs 01/12/12 To Citigroup Global Markets Inc (S @ 19.65	01/18/12	19.62	8.49
Sold 26 Shs 01/13/12 To Investment Technology Group Inc @ 19.22	01/19/12	499.06	209.80
Sold 39 Shs 01/17/12 To Investment Technology Group Inc @ 18.5765	01/20/12	723.48	289.59
Sold 195 Shs 01/18/12 To Investment Technology Group Inc @ 18.6286	01/23/12	3,627.63	1,458.16
Sold 13 Shs 01/18/12 To Pulse Trading LLC @ 18.39	01/23/12	238.93	94.30
Sold 47 Shs 01/19/12 To Liquidnet Inc @ 18.9026	01/24/12	886.99	364.09
Sold 117 Shs 01/19/12 To Investment Technology Group Inc @ 18.9821	01/24/12	2,217.93	894.60
Sold 26 Shs 01/20/12 To Investment Technology Group Inc @ 18.9243	01/25/12	491.37	107.79
Sold 1 Shs 01/23/12 To Investment Technology Group Inc @ 18.5033	01/26/12	18.46	3.71
Sold 13 Shs 01/23/12 To Pulse Trading LLC @ 18.26	01/26/12	237.24	45.45
Sold 108 Shs 01/24/12 To Pulse Trading LLC @ 18.45	01/27/12	1,991.48	404.45
Sold 54 Shs 01/24/12 To UBS Warburg LLC @ 18.4108	01/27/12	993.08	199.72

WESTLAKE HEALTH FDN - JANUS/PERKINS

Account Number:
Statement Period:71-N279-02-2
01/01/12 - 12/31/12

Sale Activity

	Date	Proceeds	Realized Gain/Loss
Sold 12 Shs 01/24/12 To Liquidnet Inc @ 18.135	01/27/12	217.25	40.95
Sold 86 Shs 01/25/12 To Investment Technology Group Inc @ 18.6233	01/30/12	1,599.41	335.91
Sold 29 Shs 01/26/12 To Investment Technology Group Inc @ 18.6363	01/31/12	539.70	113.63
Sold 92 Shs 01/27/12 To Investment Technology Group Inc @ 18.6429	02/01/12	1,712.81	386.49
Sold 66 Shs 01/27/12 To Pulse Trading LLC @ 18.598	02/01/12	1,226.78	327.59
Sold 38 Shs 01/30/12 To UBS Warburg LLC @ 18.393	02/02/12	698.15	204.16
Sold 26 Shs 01/30/12 To Pulse Trading LLC @ 18.39	02/02/12	477.87	140.65
Sold 60 Shs 01/31/12 To UBS Warburg LLC @ 18.4162	02/03/12	1,103.74	389.04
Sold 25 Shs 01/31/12 To Pulse Trading LLC @ 18.3	02/03/12	457.24	176.58
Sold 52 Shs 02/01/12 To Investment Technology Group Inc @ 18.5563	02/06/12	963.61	379.83
Sold 35 Shs 02/02/12 To Investment Technology Group Inc @ 18.5878	02/07/12	649.67	256.74
Sold 84 Shs 02/03/12 To Liquidnet Inc @ 18.97	02/08/12	1,590.92	647.89
Sold 51 Shs 02/03/12 To UBS Warburg LLC @ 19.0064	02/08/12	968.29	395.74
Sold 17 Shs 02/06/12 To Investment Technology Group Inc @ 18.8779	02/09/12	320.48	129.63
Navigators Group Inc Com Sold 17 Shs 02/09/12 To RBC Cap Mkts (Dain Rauscher) @ 50.0375	02/14/12	850.02	147.26
Sold 1 Shs 02/10/12 To Morgan Stanley & Co @ 49.1157	02/15/12	49.09	7.75
Sold 21 Shs 02/13/12 To Credit Suisse First Boston Corp @ 49.1598	02/16/12	1,031.92	163.80

WESTLAKE HEALTH FDN - JANUS/PERKINS

Account Number:
Statement Period:

71-N279-02-2
01/01/12 - 12/31/12

Sale Activity

	Date	Proceeds	Realized Gain/Loss
Sold 7 Shs 02/16/12 To UBS Warburg LLC @ 47.7421	02/22/12	334.04	44.67
Sold 9 Shs 02/16/12 To RBC Cap Mkts (Dain Rauscher) @ 47.8518	02/22/12	430.48	58.43
Sold 11 Shs 02/17/12 To RBC Cap Mkts (Dain Rauscher) @ 47.9293	02/23/12	526.99	72.26
Sold 6 Shs 02/21/12 To RBC Cap Mkts (Dain Rauscher) @ 47.1351	02/24/12	282.68	34.65
Sold 13 Shs 02/23/12 To UBS Warburg LLC @ 46.1782	02/28/12	600.04	62.63
Sold 41 Shs 02/23/12 To Liquidnet Inc @ 46	02/28/12	1,884.73	189.83
Sold 32 Shs 02/24/12 To Investment Technology Group Inc @ 46.2962	02/29/12	1,480.65	157.80
Sold 42 Shs 02/24/12 To Liquidnet Inc @ 46.39	02/29/12	1,947.08	210.84
Sold 34 Shs 05/07/12 To UBS Warburg LLC @ 49.3639	05/10/12	1,677.65	-8.75
Sold 16 Shs 05/08/12 To UBS Warburg LLC @ 50.6904	05/11/12	810.71	17.33
Sold 10 Shs 05/09/12 To UBS Warburg LLC @ 50.3125	05/14/12	502.91	7.05
Sold 23 Shs 05/10/12 To UBS Warburg LLC @ 50.5137	05/15/12	1,161.33	20.84
Sold 31 Shs 05/11/12 To UBS Warburg LLC @ 50.0604	05/16/12	1,551.21	129.49
Sold 29 Shs 05/14/12 To UBS Warburg LLC @ 50.081	05/17/12	1,451.73	83.50
Sold 6 Shs 05/14/12 To UBS Warburg LLC @ 50.1486	05/17/12	300.76	17.68
Sold 45 Shs 05/15/12 To UBS Warburg LLC @ 50.134	05/18/12	2,255.07	131.96
Sold 10 Shs 05/16/12 To UBS Warburg LLC @ 50.0347	05/21/12	500.13	28.90

WESTLAKE HEALTH FDN - JANUS/PERKINS

Account Number:
Statement Period:71-N279-02-2
01/01/12 - 12/31/12

Sale Activity

	Date	Proceeds	Realized Gain/Loss
Sold 174 Shs 05/16/12 To Merrill Lynch Pierce Fenner & S @ 49.9423	05/21/12	8,686.29	932.86
Sold 14 Shs 05/17/12 To UBS Warburg LLC @ 50.2391	05/22/12	703.05	47.57
Sold 4 Shs 05/18/12 To Liquidnet Inc @ 49.8667	05/23/12	199.34	12.06
Sold 3 Shs 05/21/12 To Liquidnet Inc @ 49.2068	05/24/12	147.52	7.06
Sold 1 Shs 05/22/12 To Liquidnet Inc @ 49.4383	05/25/12	49.40	2.58
Sold 4 Shs 07/13/12 To UBS Warburg LLC @ 53.4166	07/18/12	213.58	24.23
Sold 3 Shs 07/16/12 To UBS Warburg LLC @ 52.6264	07/19/12	157.81	15.80
Sold 9 Shs 07/17/12 To UBS Warburg LLC @ 52.0791	07/20/12	468.51	42.47
Sold 7 Shs 07/18/12 To UBS Warburg LLC @ 51.489	07/23/12	360.27	28.91
Sold 1 Shs 07/19/12 To UBS Warburg LLC @ 50.7809	07/24/12	50.75	3.41
Sold 8 Shs 07/20/12 To RBC Cap Mkts (Dain Rauscher) @ 50.0494	07/25/12	400.23	21.53
Sold 7 Shs 07/30/12 To UBS Warburg LLC @ 50.0803	08/02/12	350.41	19.05
Sold 9 Shs 08/03/12 To UBS Warburg LLC @ 50.2426	08/08/12	451.98	25.94
Sold 3 Shs 08/06/12 To UBS Warburg LLC @ 50.008	08/09/12	149.95	7.94
Sold 49 Shs 08/07/12 To Liquidnet Inc @ 50	08/10/12	2,448.47	128.91
Sold 48 Shs 11/02/12 To Liquidnet Inc @ 52.005	11/07/12	2,494.50	230.26
Sold 49 Shs 11/02/12 To UBS Warburg LLC @ 52.0052	11/07/12	2,547.21	238.83

WESTLAKE HEALTH FDN - JANUS/PERKINSAccount Number:
Statement Period:71-N279-02-2
01/01/12 - 12/31/12**Sale Activity**

	Date	Proceeds	Realized Gain/Loss
Sold 19 Shs 11/05/12 To Liquidnet Inc @ 51.895	11/08/12	985.31	90.22
Sold 45 Shs 11/05/12 To UBS Warburg LLC @ 52.0201	11/08/12	2,339.94	220.00
Sold 39 Shs 11/05/12 To Pulse Trading LLC @ 51.8938	11/08/12	2,023.42	190.48
Sold 14 Shs 11/06/12 To UBS Warburg LLC @ 52.8406	11/09/12	739.47	83.99
Sold 42 Shs 11/07/12 To Liquidnet Inc @ 51.9466	11/13/12	2,180.24	214.26
Sold 22 Shs 11/07/12 To UBS Warburg LLC @ 52.0296	11/13/12	1,144.18	125.56
Sold 90 Shs 11/08/12 To UBS Warburg LLC @ 52.1072	11/14/12	4,687.74	526.08
Sold 32 Shs 11/09/12 To Citigroup Global Markets Inc (S @ 52.0384	11/15/12	1,664.55	184.85
Sold 6 Shs 11/13/12 To UBS Warburg LLC @ 51.7528	11/16/12	310.39	32.95
Sold 49 Shs 11/14/12 To Investment Technology Group Inc @ 51.5008	11/19/12	2,521.76	255.96
Sold 29 Shs 11/15/12 To Investment Technology Group Inc @ 51.0588	11/20/12	1,479.65	142.28
Sold 1 Shs 11/15/12 To UBS Warburg LLC @ 51.3088	11/20/12	51.28	5.25
Sold 53 Shs 11/16/12 To Investment Technology Group Inc @ 50.6886	11/21/12	2,684.57	245.08
Sold 33 Shs 11/19/12 To Jonestrading Institutional Svcs @ 51.2301	11/23/12	1,689.56	176.03
Sold 14 Shs 11/20/12 To Jonestrading Institutional Svcs @ 51.0356	11/26/12	714.06	71.96
Sold 47 Shs 11/20/12 To Jonestrading Institutional Svcs @ 51.0375	11/26/12	2,397.30	255.09
Sold 68 Shs 11/21/12 To Misc Broker @ 51.1506	11/27/12	3,476.12	462.57

WESTLAKE HEALTH FDN - JANUS/PERKINS

Account Number:
Statement Period:71-N279-02-2
01/01/12 - 12/31/12

Sale Activity

	Date	Proceeds	Realized Gain/Loss
Old Republic Intl Corp Com			
Sold 100 Shs 03/01/12	03/06/12	1,090.51	-429.16
To Credit Suisse First Boston Corp			
@ 10.9403			
Sold 900 Shs 03/01/12	03/06/12	9,819.00	-3,858.03
To Credit Suisse First Boston Corp			
@ 10.9452			
Sold 1 Shs 03/06/12	03/09/12	10.98	-4.22
To Credit Suisse First Boston Corp			
@ 11.005			
Sold 284 Shs 03/06/12	03/09/12	3,099.57	-1,216.29
To Morgan Stanley & Co			
@ 10.9342			
Sold 15 Shs 03/06/12	03/09/12	165.40	-62.55
To UBS Warburg LLC			
@ 11.0471			
Sold 19 Shs 03/06/12	03/09/12	209.14	-79.60
To Citigroup Global Markets Inc (S			
@ 11.0277			
Sold 8 Shs 03/06/12	03/09/12	88.09	-33.48
To Goldman Sachs Execution & Clrng			
@ 11.0322			
Sold 12 Shs 03/06/12	03/09/12	132.19	-50.17
To Knight Equity Markets L.P.			
@ 11.0269			
Sold 9 Shs 03/06/12	03/09/12	99.13	-37.64
To Citation Group/Bcc Clrg			
@ 11.0352			
Sold 107 Shs 03/06/12	03/09/12	1,168.86	-457.19
To Citation Group/Bcc Clrg			
@ 10.9441			
Sold 31 Shs 03/07/12	03/12/12	338.82	-132.28
To Merrill Lynch Pierce Fenner & S			
@ 10.95			
Sold 514 Shs 03/07/12	03/12/12	5,615.85	-2,195.25
To Citigroup Global Markets Inc (S			
@ 10.946			
Sold 37 Shs 03/08/12	03/13/12	403.19	-159.09
To Credit Suisse First Boston Corp			
@ 10.9173			
Sold 263 Shs 03/08/12	03/13/12	2,866.38	-1,130.35
To RBC Cap Mkts (Dain Rauscher)			
@ 10.919			
Sold 353 Shs 03/15/12	03/20/12	3,909.39	-1,455.05
To R W Baird & Co			
@ 11.11			
Sold 25 Shs 03/15/12	03/20/12	277.24	-102.68
To Pulse Trading LLC			
@ 11.1			
Sold 249 Shs 03/15/12	03/20/12	2,714.27	-1,069.70
To UBS Warburg LLC			
@ 10.9209			

WESTLAKE HEALTH FDN - JANUS/PERKINS

Account Number:
Statement Period:71-N279-02-2
01/01/12 - 12/31/12

Sale Activity			
	Date	Proceeds	Realized Gain/Loss
Sold 373 Shs 03/15/12 To Keefe Bruyette & Woods Inc @ 11.05	03/20/12	4,108.51	-1,554.29
Sold 262 Shs 06/25/12 To RBC Cap Mkts (Dain Rauscher) @ 8.6634	06/28/12	2,264.51	-1,702.43
Sold 38 Shs 06/25/12 To Investment Technology Group Inc @ 8.605	06/28/12	326.03	-249.33
Sold 239 Shs 06/25/12 To Investment Technology Group Inc @ 8.4653	06/28/12	2,017.18	-1,431.59
Sold 14 Shs 06/25/12 To Liquidnet Inc @ 8.2517	06/28/12	115.09	-79.77
Sold 47 Shs 06/25/12 To Merrill Lynch Pierce Fenner & S @ 8.563	06/28/12	401.51	-252.66
Sold 48 Shs 06/26/12 To Merrill Lynch Pierce Fenner & S @ 8.495	06/29/12	406.79	-261.30
Sold 158 Shs 06/26/12 To Merrill Lynch Pierce Fenner & S @ 8.6475	06/29/12	1,363.12	-836.00
Sold 53 Shs 06/26/12 To Sanford C Bernstein & Co @ 8.5153	06/29/12	450.23	-287.45
Sold 58 Shs 06/26/12 To Sanford C Bernstein & Co @ 8.6371	06/29/12	499.77	-299.13
Sold 4 Shs 06/26/12 To Investment Technology Group Inc @ 8.545	06/29/12	34.07	-19.63
Sold 45 Shs 06/26/12 To Sanford C Bernstein & Co @ 8.5477	06/29/12	383.74	-220.41
Sold 30 Shs 06/26/12 To Merrill Lynch Pierce Fenner & S @ 8.4311	06/29/12	252.32	-150.45
Sold 6 Shs 06/26/12 To Pulse Trading LLC @ 8.745	06/29/12	52.40	-28.15
Sold 19 Shs 06/27/12 To Investment Technology Group Inc @ 8.2973	07/02/12	157.16	-97.93
Sold 55 Shs 06/27/12 To Sanford C Bernstein & Co @ 8.3139	07/02/12	456.14	-282.27
Sold 112 Shs 06/28/12 To Sanford C Bernstein & Co @ 8.112	07/03/12	906.27	-597.39

WESTLAKE HEALTH FDN - JANUS/PERKINS

Account Number:
Statement Period:71-N279-02-2
01/01/12 - 12/31/12

Sale Activity

	Date	Proceeds	Realized Gain/Loss
Sold 12 Shs 06/28/12 To Merrill Lynch Pierce Fenner & S @ 8.1144	07/03/12	97.12	-63.99
Sold 386 Shs 07/26/12 To Raymond James & Associates @ 8.0168	07/31/12	3,080.90	-2,078.43
Sold 105 Shs 07/26/12 To Investment Technology Group Inc @ 7.9794	07/31/12	834.67	-546.81
Sold 286 Shs 07/27/12 To UBS Warburg LLC @ 7.8644	08/01/12	2,243.44	-1,509.50
Sold 23 Shs 07/27/12 To William Blair & Company LLC @ 7.885	08/01/12	180.89	-120.45
Sold 304 Shs 08/27/12 To Raymond James & Associates @ 8.8888	08/30/12	2,691.49	-1,276.90
Sold 496 Shs 08/28/12 To Raymond James & Associates @ 8.839	08/31/12	4,366.68	-2,041.54
Sold 180 Shs 09/04/12 To Jefferies & Co @ 8.8009	09/07/12	1,577.82	-743.06
Sold 320 Shs 09/05/12 To Jefferies & Co @ 8.9187	09/10/12	2,842.71	-1,282.12
Sold 323 Shs 09/11/12 To Cantor Fitzgerald & Co @ 9.34	09/14/12	3,010.29	-1,153.22
Sold 17 Shs 09/11/12 To Barclays Capital Le @ 9.345	09/14/12	158.26	-60.87
Sold 649 Shs 09/12/12 To UBS Warburg LLC @ 9.352	09/17/12	6,056.33	-2,300.64
Sold 73 Shs 09/12/12 To Cantor Fitzgerald & Co @ 9.3746	09/17/12	682.87	-252.03
Sold 638 Shs 09/13/12 To Sanford C Bernstein & Co @ 9.3975	09/18/12	5,982.71	-2,178.39
Sold 192 Shs 09/13/12 To Sanford C Bernstein & Co @ 9.4402	09/18/12	1,808.63	-643.48
Sold 1232 Shs 09/14/12 To Sanford C Bernstein & Co @ 9.6389	09/19/12	11,850.21	-3,637.01
Sold 555 Shs 09/17/12 To Sanford C Bernstein & Co @ 9.5937	09/20/12	5,313.28	-1,499.90

WESTLAKE HEALTH FDN - JANUS/PERKINS

Account Number:
Statement Period:71-N279-02-2
01/01/12 - 12/31/12

Sale Activity

	Date	Proceeds	Realized Gain/Loss
Sold 21 Shs 09/18/12 To RBC Cap Mkts (Dain Rauscher) @ 9.47	09/21/12	198.44	-58.81
Omnicare Inc Com Sold 800 Shs 03/29/12 To Lazard Capital Markets LLC @ 35.2418	04/03/12	28,164.80	9,678.25
Omnivision Technologies Inc Com Sold 300 Shs 02/06/12 To Liquidnet Inc @ 16.2448	02/09/12	4,864.34	1,119.96
Sold 149 Shs 02/09/12 To UBS Warburg LLC @ 16.0126	02/14/12	2,382.85	547.92
Sold 65 Shs 02/09/12 To Liquidnet Inc @ 15.9956	02/14/12	1,037.74	238.94
Sold 144 Shs 02/10/12 To UBS Warburg LLC @ 15.5873	02/15/12	2,241.64	474.06
Sold 7 Shs 02/10/12 To Liquidnet Inc @ 15.535	02/15/12	108.53	22.61
Sold 35 Shs 02/13/12 To UBS Warburg LLC @ 15.6243	02/16/12	546.13	116.50
Sold 94 Shs 02/16/12 To Investment Technology Group Inc @ 16.835	02/22/12	1,580.11	592.94
Sold 506 Shs 02/16/12 To JP Morgan Clearing Corp @ 16.8284	02/22/12	8,497.30	3,188.96
Sold 400 Shs 02/16/12 To Liquidnet Inc @ 17.5965	02/22/12	7,026.47	2,832.87
Sold 1 Shs 02/24/12 To Credit Suisse First Boston Corp @ 17.81	02/29/12	17.78	7.30
Sold 143 Shs 02/24/12 To UBS Warburg LLC @ 17.635	02/29/12	2,518.90	1,019.69
Sold 2 Shs 02/24/12 To Goldman Sachs Execution & Clrng @ 17.8069	02/29/12	35.56	14.59
Sold 1 Shs 02/24/12 To Citigroup Global Markets Inc (S @ 17.81	02/29/12	17.78	7.30
Sold 172 Shs 02/24/12 To Instinet @ 17.5057	02/29/12	3,006.62	1,203.37

WESTLAKE HEALTH FDN - JANUS/PERKINS

Account Number:
Statement Period:71-N279-02-2
01/01/12 - 12/31/12

Sale Activity

	Date	Proceeds	Realized Gain/Loss
Sold 581 Shs 02/24/12 To Investment Technology Group Inc @ 17.2865	02/29/12	10,028.74	3,941.09
Sold 1 Shs 02/24/12 To Citation Group/Bcc Clrg @ 17.8017	02/29/12	17.77	7.30
Sold 74 Shs 02/24/12 To Citation Group/Bcc Clrg @ 17.8202	02/29/12	1,317.19	542.60
Sold 13 Shs 02/24/12 To Pulse Trading LLC @ 17.595	02/29/12	228.60	93.26
Sold 24 Shs 02/24/12 To Liquidnet Inc @ 17.125	02/29/12	410.27	160.41
Sold 88 Shs 02/27/12 To Citigroup Global Markets Inc (S @ 17.0822	03/01/12	1,501.44	585.30
Omniceil Inc Com Sold 1 Shs 12/11/12 To Baypoint Trading LLC @ 15.96	12/14/12	15.93	2.11
Sold 1 Shs 12/11/12 To Baypoint Trading LLC @ 16	12/14/12	15.97	2.15
Sold 398 Shs 12/13/12 To Baypoint Trading LLC @ 16	12/18/12	6,359.89	857.57
Paa Nat Gas Storage L P Com Unit LTD Sold 44 Shs 04/09/12 To Howard Weil Incorporated @ 19.1505	04/12/12	841.06	-235.74
Sold 183 Shs 04/10/12 To Wedbush Morgan Secs @ 19.0923	04/13/12	3,490.15	-918.43
Sold 48 Shs 04/10/12 To Morgan Stanley & Co @ 19.2028	04/13/12	920.74	-217.63
Sold 38 Shs 04/11/12 To Investment Technology Group Inc @ 19.1024	04/16/12	724.92	-172.50
Sold 52 Shs 04/12/12 To RBC Cap Mkts (Dain Rauscher) @ 19.0847	04/17/12	991.33	-235.44
Sold 73 Shs 04/13/12 To Investment Technology Group Inc @ 18.9368	04/18/12	1,380.52	-341.55
Sold 77 Shs 04/16/12 To Investment Technology Group Inc @ 18.8842	04/19/12	-1,452.11	-367.30

WESTLAKE HEALTH FDN - JANUS/PERKINS

Account Number:
Statement Period:71-N279-02-2
01/01/12 - 12/31/12

Sale Activity

	Date	Proceeds	Realized Gain/Loss
Sold 53 Shs 04/17/12 To UBS Warburg LLC @ 19.0051	04/20/12	1,006.18	-244.09
Sold 49 Shs 04/18/12 To UBS Warburg LLC @ 18.8228	04/23/12	921.31	-221.66
Sold 33 Shs 04/19/12 To Investment Technology Group Inc @ 18.8679	04/24/12	621.79	-159.03
Sold 62 Shs 04/19/12 To UBS Warburg LLC @ 18.856	04/24/12	1,167.80	-294.78
Sold 33 Shs 04/20/12 To Investment Technology Group Inc @ 18.8548	04/25/12	621.36	-163.21
Sold 62 Shs 04/23/12 To Morgan Stanley & Co @ 18.6655	04/26/12	1,155.99	-311.98
Sold 10 Shs 04/24/12 To UBS Warburg LLC @ 18.6762	04/27/12	186.55	-49.35
Sold 83 Shs 04/24/12 To Merrill Lynch Pierce Fenner & S @ 18.685	04/27/12	1,549.17	-405.76
Sold 74 Shs 10/03/12 To Morgan Stanley & Co @ 20.0034	10/09/12	1,478.73	-262.18
Sold 112 Shs 10/04/12 To Liquidnet Inc @ 20.1855	10/10/12	2,256.80	-361.19
Sold 52 Shs 10/04/12 To Citation Group/Bcc Clrg @ 20.2864	10/10/12	1,053.83	-159.12
Sold 54 Shs 10/05/12 To Instinet @ 20.355	10/11/12	1,097.52	-162.08
Sold 52 Shs 10/08/12 To RBC Cap Mkts (Dain Rauscher) @ 20.2053	10/11/12	1,049.61	-163.34
Sold 89 Shs 10/05/12 To Liquidnet Inc @ 20.355	10/11/12	1,808.43	-267.58
Sold 67 Shs 10/09/12 To RBC Cap Mkts (Dain Rauscher) @ 20.0765	10/12/12	1,343.75	-219.09
Pdc Energy Inc Com Sold 200 Shs 09/19/12 To Barclays Capital Le @ 30.79	09/24/12	6,150.86	-631.27
Sold 226 Shs 10/02/12 To Isi Group Inc @ 32.14	10/05/12	7,255.56	-373.82

WESTLAKE HEALTH FDN - JANUS/PERKINS

Account Number:
Statement Period:71-N279-02-2
01/01/12 - 12/31/12

Sale Activity

	Date	Proceeds	Realized Gain/Loss
Sold 274 Shs 10/02/12 To Investment Technology Group Inc @ 32.14	10/05/12	8,796.57	-203.57
Sold 155 Shs 10/09/12 To Liquidnet Inc @ 33.4903	10/12/12	5,185.45	217.98
Sold 36 Shs 10/09/12 To Credit Suisse First Boston Corp @ 33.4	10/12/12	1,201.11	83.11
Sold 9 Shs 10/09/12 To UBS Warburg LLC @ 33.4672	10/12/12	301.01	21.81
Sold 200 Shs 11/26/12 To Pulse Trading LLC @ 31.6171	11/29/12	6,321.27	410.55
Sold 15 Shs 12/26/12 To RBC Cap Mkts (Dain Rauscher) @ 33.6496	12/31/12	504.42	-14.37
Sold 58 Shs 12/26/12 To Investment Technology Group Inc @ 33.65	12/31/12	1,949.62	-36.58
Pss World Medical Inc Com Sold 100 Shs 01/24/12 To Citation Group/Bcc Clrg @ 24.72	01/27/12	2,469.95	113.89
Sold 160 Shs 01/25/12 To Investment Technology Group Inc @ 24.4683	01/30/12	3,910.85	142.10
Sold 40 Shs 01/25/12 To Liquidnet Inc @ 24.36	01/30/12	973.18	34.09
Sold 239 Shs 05/30/12 To UBS Warburg LLC @ 20.096	06/04/12	4,798.05	-729.78
Sold 22 Shs 05/30/12 To Merrill Lynch Pierce Fenner & S @ 20.1	06/04/12	441.75	-65.49
Sold 239 Shs 05/30/12 To Raymond James & Associates @ 20 1048	06/04/12	4,796.57	-712.34
Sold 315 Shs 06/11/12 To Investment Technology Group Inc @ 20.5151	06/14/12	6,454.23	-755.07
Sold 185 Shs 06/11/12 To Pulse Trading LLC @ 20.5033	06/14/12	3,791.17	-412.02
Sold 68 Shs 07/23/12 To Credit Suisse First Boston Corp @ 21.7001	07/26/12	1,474.21	-57.82
Sold 338 Shs 07/23/12 To Liquidnet Inc @ 21.638	07/26/12	7,303.33	-226.47

WESTLAKE HEALTH FDN - JANUS/PERKINS

Account Number:
Statement Period:

71-N279-02-2
01/01/12 - 12/31/12

Sale Activity			
	Date	Proceeds	Realized Gain/Loss
Sold 14 Shs 07/23/12 To Citation Group/Bcc Clrg @ 21.704	07/26/12	303.57	-6.37
Sold 33 Shs 07/23/12 To UBS Warburg LLC @ 21.7001	07/26/12	715.42	-15.16
Sold 25 Shs 07/23/12 To Goldman Sachs Execution & Clrng @ 21.7023	07/26/12	542.04	-11.43
Sold 15 Shs 07/23/12 To Citigroup Global Markets Inc (S @ 21.7	07/26/12	325.19	-6.89
Sold 7 Shs 07/23/12 To Knight Equity Markets L.P. @ 21.7	07/26/12	151.82	-3.15
Sold 39 Shs 07/26/12 To Liquidnet Inc @ 20.095	07/31/12	782.52	-80.90
Sold 606 Shs 07/26/12 To Leerink Swann and Company @ 20.1078	07/31/12	12,163.84	-620.03
Sold 355 Shs 07/26/12 To William Blair & Company LLC @ 20.0983	07/31/12	7,127.64	73.66
Packaging Corp of America Com Sold 21 Shs 11/01/12 To Jmp Securities @ 36.46	11/06/12	764.90	284.67
Sold 79 Shs 11/01/12 To JP Morgan Clearing Corp @ 36.4594	11/06/12	2,878.64	1,072.09
Sold 27 Shs 11/15/12 To RBC Cap Mkts (Dain Rauscher) @ 34.8472	11/20/12	940.30	323.22
Sold 173 Shs 11/15/12 To Liquidnet Inc @ 34.838	11/20/12	6,020.77	2,066.89
Sold 200 Shs 12/12/12 To Citigroup Global Markets Inc (S @ 36.995	12/17/12	7,394.83	2,823.86
Patterson Cos Inc Co Sold 10 Shs 05/24/12 To Knight Equity Markets L.P. @ 33.811	05/30/12	338.00	27.94
Sold 10 Shs 05/24/12 To Citigroup Global Markets Inc (S @ 33.8144	05/30/12	337.93	27.87
Sold 6 Shs 05/24/12 To Credit Suisse First Boston Corp @ 33.819	05/30/12	202.78	16.75

WESTLAKE HEALTH FDN - JANUS/PERKINS

Account Number:
Statement Period:71-N279-02-2
01/01/12 - 12/31/12

Sale Activity

	Date	Proceeds	Realized Gain/Loss
Sold 65 Shs 05/24/12 To Liquidnet Inc @ 33.24	05/30/12	2,158.60	143.23
Sold 7 Shs 05/24/12 To Citation Group/Bcc Clrg @ 33.8104	05/30/12	236.52	19.48
Sold 98 Shs 05/24/12 To UBS Warburg LLC @ 33.3941	05/30/12	3,270.58	232.02
Sold 4 Shs 05/24/12 To Goldman Sachs Execution & Clrng @ 33.8121	05/30/12	135.16	11.14
Sold 300 Shs 08/21/12 To Goldman Sachs & Co @ 35.9978	08/24/12	10,788.59	1,543.18
Perkinelmer Inc Com Sold 1 Shs 01/19/12 To Citigroup Global Markets Inc (S @ 23.46	01/24/12	23.43	-1.51
Sold 361 Shs 01/19/12 To Pulse Trading LLC @ 23.465	01/24/12	8,467.09	-536.36
Sold 136 Shs 01/19/12 To R W Baird & Co @ 23.3863	01/24/12	3,179.11	-210.80
Sold 2 Shs 01/19/12 To Citigroup Global Markets Inc (S @ 23.461	01/24/12	46.87	-2.95
Sold 97 Shs 02/03/12 To R W Baird & Co @ 26.6113	02/08/12	2,577.85	185.35
Sold 158 Shs 02/03/12 To R W Baird & Co @ 26.3865	02/08/12	4,163.45	266.38
Sold 30 Shs 02/03/12 To Liquidnet Inc @ 26.425	02/08/12	791.83	51.88
Sold 44 Shs 02/03/12 To Barclays Capital Le @ 26.445	02/08/12	1,162.67	77.41
Sold 18 Shs 02/06/12 To Liquidnet Inc @ 26.0626	02/09/12	468.58	24.61
Sold 8 Shs 02/06/12 To R W Baird & Co @ 26.1672	02/09/12	209.05	11.73
Sold 13 Shs 02/06/12 To Liquidnet Inc @ 26.035	02/09/12	338.06	17.41
Sold 7 Shs 02/06/12 To R W Baird & Co @ 26.0025	02/09/12	181.76	9.11

WESTLAKE HEALTH FDN - JANUS/PERKINS

Account Number:
Statement Period:71-N279-02-2
01/01/12 - 12/31/12

Sale Activity			
	Date	Proceeds	Realized Gain/Loss
Sold 18 Shs 02/07/12 To R W Baird & Co @ 26.1875	02/10/12	470.74	26.77
Sold 7 Shs 02/07/12 To Liquidnet Inc @ 26.0382	02/10/12	182.05	9.39
Sold 28 Shs 02/24/12 To Investment Technology Group Inc @ 27.195	02/29/12	760.74	70.12
Sold 250 Shs 02/24/12 To Liquidnet Inc @ 27.2309	02/29/12	6,800.10	633.85
Sold 22 Shs 02/24/12 To Citation Group/Bcc Clrg @ 27.295	02/29/12	600.04	57.41
Sold 18 Shs 02/29/12 To Credit Suisse First Boston Corp @ 27.0594	03/05/12	486.70	42.73
Sold 10 Shs 02/29/12 To Citation Group/Bcc Clrg @ 27.0355	03/05/12	270.15	23.50
Sold 25 Shs 02/29/12 To UBS Warburg LLC @ 27.0528	03/05/12	675.80	59.18
Sold 43 Shs 02/29/12 To Goldman Sachs Execution & Clrng @ 27.0496	03/05/12	1,162.24	101.64
Sold 27 Shs 02/29/12 To Citigroup Global Markets Inc (S @ 27.0695	03/05/12	730.32	64.37
Sold 15 Shs 02/29/12 To Knight Equity Markets L.P. @ 27.0518	03/05/12	405.62	35.64
Sold 133 Shs 03/01/12 To RBC Cap Mkts (Dain Rauscher) @ 27.0238	03/06/12	3,591.44	311.00
Sold 29 Shs 03/01/12 To RBC Cap Mkts (Dain Rauscher) @ 26.9463	03/06/12	780.84	65.55
Sold 1 Shs 03/06/12 To Credit Suisse First Boston Corp @ 26.0425	03/09/12	26.01	1.35
Sold 55 Shs 03/06/12 To Investment Technology Group Inc @ 25.815	03/09/12	1,418.42	61.84
Sold 135 Shs 03/06/12 To UBS Warburg LLC @ 25.8605	03/09/12	3,488.40	158.63
Sold 12 Shs 03/06/12 To Citigroup Global Markets Inc (S @ 26.04	03/09/12	312.23	16.25

WESTLAKE HEALTH FDN - JANUS/PERKINS

Account Number:
Statement Period:71-N279-02-2
01/01/12 - 12/31/12

Sale Activity

	Date	Proceeds	Realized Gain/Loss
Sold 97 Shs 03/06/12 To Liquidnet Inc @ 25.8402	03/09/12	2,503.54	111.03
Sold 400 Shs 03/22/12 To Investment Technology Group Inc @ 26.8025	03/27/12	10,710.80	2,319.54
Sold 154 Shs 04/05/12 To Veritas Securities @ 27.3393	04/11/12	4,204.76	91.81
Sold 146 Shs 04/05/12 To Merrill Lynch Pierce Fenner & S @ 27.3186	04/11/12	3,985.51	86.74
Sold 57 Shs 04/09/12 To Investment Technology Group Inc @ 26.7917	04/12/12	1,525.66	1.73
Sold 42 Shs 04/09/12 To Wedbush Morgan Secs @ 26.7949	04/12/12	1,124.52	1.89
Sold 76 Shs 04/09/12 To Pulse Trading LLC @ 26.8138	04/12/12	2,037.04	5.61
Sold 21 Shs 04/10/12 To Wedbush Morgan Secs @ 26.5892	04/13/12	557.93	-3.38
Sold 4 Shs 04/10/12 To Investment Technology Group Inc @ 26.4333	04/13/12	105.62	-1.30
Sold 40 Shs 10/26/12 To Piper Jaffray @ 30.8306	10/31/12	1,231.79	162.63
Sold 160 Shs 10/26/12 To Collins Stewart LLC @ 30.7704	10/31/12	4,917.54	649.17
Sold 200 Shs 11/15/12 To Liquidnet Inc @ 29.8479	11/20/12	5,962.44	1,508.68
Petroleum Dev Corp Com Sold 147 Shs 12/28/11 To Stifel Nicolaus & Co @ 35.04	01/03/12	5,145.63	67.08
Sold 200 Shs 01/24/12 To Liquidnet Inc @ 31.525	01/27/12	6,298.87	-602.83
Sold 99 Shs 03/09/12 To Liquidnet Inc @ 37.8656	03/14/12	3,745.65	355.65
Sold 101 Shs 03/09/12 To Investment Technology Group Inc @ 37.8403	03/14/12	3,819.27	386.70

WESTLAKE HEALTH FDN - JANUS/PERKINS

Account Number:
Statement Period:71-N279-02-2
01/01/12 - 12/31/12

Sale Activity			
	Date	Proceeds	Realized Gain/Loss
Petroquest Energy Inc Com			
Sold 58 Shs 07/18/12	07/23/12	329.14	-156.97
To Liquidnet Inc			
@ 5.705			
Sold 160 Shs 07/18/12	07/23/12	907.70	-433.30
To Baypoint Trading LLC			
@ 5.6933			
Sold 275 Shs 07/19/12	07/24/12	1,525.52	-759.78
To Howard Weil Incorporated			
@ 5.5825			
Sold 107 Shs 07/20/12	07/25/12	589.48	-296.21
To Howard Weil Incorporated			
@ 5.5444			
Sold 732 Shs 08/21/12	08/24/12	4,717.63	-1,286.22
To Liquidnet Inc			
@ 6.475			
Sold 70 Shs 08/22/12	08/27/12	442.74	-127.67
To Liquidnet Inc			
@ 6.355			
Sold 298 Shs 08/22/12	08/27/12	1,899.10	-528.33
To R W Baird & Co			
@ 6.408			
Sold 631 Shs 09/04/12	09/07/12	3,906.74	-1,172.41
To Jefferies & Co			
@ 6.2265			
Sold 430 Shs 09/05/12	09/10/12	2,662.54	-791.30
To Jefferies & Co			
@ 6.2271			
Sold 34 Shs 09/05/12	09/10/12	209.17	-63.51
To Barclays Capital Le			
@ 6.1873			
Sold 205 Shs 09/06/12	09/11/12	1,284.25	-355.69
To Jefferies & Co			
@ 6.2998			
Sold 356 Shs 11/07/12	11/13/12	1,787.11	-1,030.60
To RBC Cap Mkts (Dain Rauscher)			
@ 5.0401			
Sold 199 Shs 11/08/12	11/14/12	1,065.57	-488.60
To Liquidnet Inc			
@ 5.3898			
Sold 419 Shs 11/08/12	11/14/12	2,168.23	-1,092.93
To RBC Cap Mkts (Dain Rauscher)			
@ 5.1949			
Sold 299 Shs 11/09/12	11/15/12	1,548.76	-778.42
To Citation Group/Bcc Clrg			
@ 5.1999			
Sold 55 Shs 11/12/12	11/15/12	285.09	-142.99
To SBC Warburg Dillon Reed Inc.			
@ 5.2036			
Sold 166 Shs 11/13/12	11/16/12	835.08	-456.67
To UBS Warburg LLC			
@ 5.0507			

WESTLAKE HEALTH FDN - JANUS/PERKINS

Account Number:
Statement Period:71-N279-02-2
01/01/12 - 12/31/12

Sale Activity

	Date	Proceeds	Realized Gain/Loss
Sold 156 Shs 11/14/12 To UBS Warburg LLC @ 4.9094	11/19/12	762.73	-450.69
Sold 50 Shs 11/15/12 To UBS Warburg LLC @ 4.8369	11/20/12	240.84	-147.54
Sold 272 Shs 12/12/12 To RBC Cap Mkts (Dain Rauscher) @ 5.1166	12/17/12	1,386.24	-724.07
Sold 18 Shs 12/13/12 To Credit Suisse First Boston Corp @ 5.0283	12/18/12	90.14	-49.51
Sold 75 Shs 12/13/12 To Liquidnet Inc @ 4.995	12/18/12	371.99	-209.89
Sold 188 Shs 12/13/12 To First Analysis Securities Corp. @ 5	12/18/12	933.40	-458.59
Sold 182 Shs 12/14/12 To Citigroup Global Markets Inc (S @ 5.083	12/19/12	921.44	-263.31
Sold 65 Shs 12/14/12 To First Analysis Securities Corp. @ 5.09	12/19/12	328.56	-94.56
Polycom Inc Com Sold 300 Shs 10/24/12 To D A Davidson & Co @ 10.5188	10/29/12	3,145.06	-3,195.91
Sold 67 Shs 10/26/12 To D A Davidson & Co @ 10.5002	10/31/12	701.14	-709.63
Sold 319 Shs 11/01/12 To Liquidnet Inc @ 10.515	11/06/12	3,343.04	-2,934.41
Sold 314 Shs 11/01/12 To Morgan Stanley & Co @ 10.5226	11/06/12	3,297.74	-2,561.55
Pottlatch Corp New Com Sold 34 Shs 09/11/12 To RBC Cap Mkts (Dain Rauscher) @ 37.4012	09/14/12	1,270.93	-52.47
Sold 58 Shs 09/12/12 To RBC Cap Mkts (Dain Rauscher) @ 37.4428	09/17/12	2,170.47	-87.10
Sold 7 Shs 09/13/12 To Investment Technology Group Inc @ 37.36	09/18/12	261.26	-11.21
Sold 108 Shs 09/13/12 To UBS Warburg LLC @ 37.6747	09/18/12	4,066.61	-137.14

WESTLAKE HEALTH FDN - JANUS/PERKINS

Account Number:
Statement Period:

71-N279-02-2
01/01/12 - 12/31/12

Sale Activity			
	Date	Proceeds	Realized Gain/Loss
Sold 49 Shs 09/14/12 To UBS Warburg LLC @ 38.3357	09/19/12	1,877.42	-29.84
Sold 26 Shs 09/17/12 To UBS Warburg LLC @ 37.8434	09/20/12	983.38	-28.63
Sold 18 Shs 09/18/12 To UBS Warburg LLC @ 37.8273	09/21/12	680.51	-20.12
Sold 8 Shs 09/28/12 To UBS Warburg LLC @ 37.7377	10/03/12	301.73	-9.66
Sold 14 Shs 10/01/12 To Sanford C Bernstein & Co @ 37.2257	10/04/12	520.86	-24.07
Sold 25 Shs 10/02/12 To Investment Technology Group Inc @ 37.4064	10/05/12	934.25	-38.84
Sold 18 Shs 10/02/12 To UBS Warburg LLC @ 37.4697	10/05/12	674.07	-26.56
Sold 31 Shs 10/03/12 To Investment Technology Group Inc @ 37.8163	10/09/12	1,171.19	-35.44
Sold 36 Shs 10/03/12 To Isi Group Inc @ 37.591	10/09/12	1,351.98	-49.27
Sold 7 Shs 10/04/12 To UBS Warburg LLC @ 37.9198	10/10/12	265.29	-7.18
Sold 14 Shs 10/05/12 To Investment Technology Group Inc @ 38.093	10/11/12	532.79	-12.14
Sold 13 Shs 10/08/12 To RBC Cap Mkts (Dain Rauscher) @ 37.9403	10/11/12	492.94	-13.07
Sold 10 Shs 10/09/12 To Investment Technology Group Inc @ 37.9815	10/12/12	379.46	-9.78
Sold 7 Shs 10/09/12 To Liquidnet Inc @ 37.83	10/12/12	264.55	-7.91
Sold 7 Shs 10/10/12 To RBC Cap Mkts (Dain Rauscher) @ 37.8924	10/15/12	265.10	-7.37
Sold 7 Shs 10/11/12 To Investment Technology Group Inc @ 38.1127	10/16/12	266.53	-5.93
Sold 3 Shs 10/12/12 To UBS Warburg LLC @ 38.0735	10/17/12	114.15	-2.62

WESTLAKE HEALTH FDN - JANUS/PERKINS

Account Number:
Statement Period:71-N279-02-2
01/01/12 - 12/31/12

Sale Activity

	Date	Proceeds	Realized Gain/Loss
Sold 102 Shs 10/31/12 To Liquidnet Inc @ 38.5173	11/05/12	3,925.10	4.57
Sold 68 Shs 10/31/12 To Pulse Trading LLC @ 38.3207	11/05/12	2,605.07	-1.03
Sold 22 Shs 11/01/12 To Investment Technology Group Inc @ 38.4647	11/06/12	845.43	2.28
Sold 65 Shs 11/01/12 To UBS Warburg LLC @ 38.4515	11/06/12	2,497.99	13.42
Sold 43 Shs 11/01/12 To Jmp Securities @ 38.415	11/06/12	1,650.30	7.27
Sold 137 Shs 11/02/12 To R W Baird & Co @ 38.5491	11/07/12	5,276.31	618.49
Sold 33 Shs 11/02/12 To Investment Technology Group Inc @ 38.55	11/07/12	1,270.96	156.31
Sold 27 Shs 11/02/12 To Liquidnet Inc @ 38.555	11/07/12	1,040.01	128.02
Sold 85 Shs 11/02/12 To Jmp Securities @ 38.575	11/07/12	3,275.82	404.74
Sold 142 Shs 11/05/12 To UBS Warburg LLC @ 38.3668	11/08/12	5,445.12	648.73
Sold 76 Shs 11/05/12 To Liquidnet Inc @ 38.285	11/08/12	2,906.93	339.85
Sold 200 Shs 12/12/12 To Citigroup Global Markets Inc (S @ 39	12/17/12	7,795.82	1,052.57
Progress Software Corp Com Sold 45 Shs 09/25/12 To Sanford C Bernstein & Co @ 20.0041	09/28/12	899.25	-279.24
Sold 26 Shs 09/25/12 To UBS Warburg LLC @ 20	09/28/12	519.46	-161.12
Sold 4 Shs 09/25/12 To Sidoti & Co LLC @ 20.1	09/28/12	80.25	-24.45
Sold 78 Shs 09/26/12 To Barclays Capital Le @ 19.49	10/01/12	1,517.45	-524.28
Sold 133 Shs 09/26/12 To Morgan Stanley & Co @ 19.1357	10/01/12	2,542.33	-712.57

WESTLAKE HEALTH FDN - JANUS/PERKINS

Account Number:
Statement Period:71-N279-02-2
01/01/12 - 12/31/12

Sale Activity

	Date	Proceeds	Realized Gain/Loss
Sold 14 Shs 09/27/12 To UBS Warburg LLC @ 20.4697	10/02/12	286.29	-43.33
Sold 200 Shs 09/27/12 To R W Baird & Co @ 21.2277	10/02/12	4,238.44	-433.33
Sold 142 Shs 10/02/12 To R W Baird & Co @ 21.8096	10/05/12	3,091.92	-197.84
Sold 40 Shs 10/02/12 To Liquidnet Inc @ 21.7872	10/05/12	870.07	-56.37
Sold 18 Shs 10/02/12 To Isi Group Inc @ 21.825	10/05/12	392.21	-24.69
Sold 19 Shs 10/08/12 To Investment Technology Group Inc @ 18.685	10/11/12	354.34	-85.72
Sold 23 Shs 10/08/12 To Wedbush Morgan Secs @ 18.785	10/11/12	431.59	-100.65
Sold 196 Shs 10/08/12 To Pacific Crest Securities @ 18.7647	10/11/12	3,670.93	-628.97
Sold 22 Shs 10/08/12 To Pacific Crest Securities @ 18.4808	10/11/12	405.80	-66.17
Sold 5 Shs 10/09/12 To Wedbush Morgan Secs @ 18.0178	10/12/12	89.98	-17.29
Sold 15 Shs 10/09/12 To Pacific Crest Securities @ 17.7195	10/12/12	265.25	-56.55
Sold 3 Shs 10/09/12 To Liquidnet Inc @ 17.585	10/12/12	52.64	-11.72
Sold 15 Shs 10/10/12 To Pacific Crest Securities @ 17.9415	10/15/12	268.58	-53.22
Sold 2 Shs 10/10/12 To Liquidnet Inc @ 17.985	10/15/12	35.89	-7.02
Sold 25 Shs 10/17/12 To UBS Warburg LLC @ 18.1462	10/22/12	453.14	-83.19
Sold 77 Shs 10/17/12 To Stephens Inc @ 18.2649	10/22/12	1,403.66	-248.24
Sold 89 Shs 10/18/12 To UBS Warburg LLC @ 18.6924	10/23/12	1,661.80	-247.54

WESTLAKE HEALTH FDN - JANUS/PERKINS

Account Number:
Statement Period:71-N279-02-2
01/01/12 - 12/31/12

Sale Activity

	Date	Proceeds	Realized Gain/Loss
Sold 9 Shs 10/18/12 To Piper Jaffray @ 18.825	10/23/12	169.10	-23.98
Sold 108 Shs 12/11/12 To JP Morgan Clearing Corp @ 21.3056	12/14/12	2,298.78	67.13
Sold 88 Shs 12/12/12 To UBS Warburg LLC @ 21.1175	12/17/12	1,856.53	98.29
Sold 104 Shs 12/13/12 To UBS Warburg LLC @ 20.8002	12/18/12	2,161.09	184.23
Sold 25 Shs 12/24/12 To JP Morgan Clearing Corp @ 21.4184	12/28/12	534.94	85.97
Sold 115 Shs 12/26/12 To UBS Warburg LLC @ 21.0681	12/31/12	2,420.47	372.61
Provident Finl Svcs Inc Com Sold 59 Shs 07/23/12 To UBS Warburg LLC @ 15.21	07/26/12	896.18	97.91
Sold 136 Shs 07/24/12 To RBC Cap Mkts (Dain Rauscher) @ 15.0015	07/27/12	2,037.43	197.35
Sold 45 Shs 07/25/12 To Investment Technology Group Inc @ 15.055	07/30/12	676.11	67.26
Sold 179 Shs 07/25/12 To RBC Cap Mkts (Dain Rauscher) @ 15.1014	07/30/12	2,699.50	277.63
Sold 128 Shs 07/26/12 To UBS Warburg LLC @ 15.0858	07/31/12	1,928.37	196.53
Sold 205 Shs 07/27/12 To Jefferies & Co @ 15.0367	08/01/12	3,075.27	301.62
Sold 48 Shs 07/27/12 To RBC Cap Mkts (Dain Rauscher) @ 14.9216	08/01/12	715.26	65.82
Sold 104 Shs 10/16/12 To JP Morgan Clearing Corp @ 15.6374	10/19/12	1,622.61	215.49
Sold 161 Shs 10/17/12 To JP Morgan Clearing Corp @ 15.8106	10/22/12	2,539.81	361.48
Sold 18 Shs 10/18/12 To JP Morgan Clearing Corp @ 15.7554	10/23/12	282.96	39.42
Sold 17 Shs 10/19/12 To JP Morgan Clearing Corp @ 15.5426	10/24/12	263.61	33.60

WESTLAKE HEALTH FDN - JANUS/PERKINS

Account Number:
Statement Period:71-N279-02-2
01/01/12 - 12/31/12

Sale Activity

	Date	Proceeds	Realized Gain/Loss
Sold 29 Shs 10/19/12 To JP Morgan Clearing Corp @ 15.4413	10/24/12	446.76	54.39
Sold 29 Shs 10/22/12 To JP Morgan Clearing Corp @ 15.4627	10/25/12	447.82	55.45
Sold 36 Shs 10/23/12 To Citigroup Global Markets Inc (S @ 15.4346	10/26/12	554.91	67.83
Sold 58 Shs 10/24/12 To JP Morgan Clearing Corp @ 15.5384	10/29/12	900.04	115.30
Sold 28 Shs 10/25/12 To UBS Warburg LLC @ 15.5118	10/30/12	433.76	54.92
Sold 20 Shs 10/26/12 To Citigroup Global Markets Inc (S @ 15.2767	10/31/12	305.12	34.52
Sold 13 Shs 11/15/12 To Credit Suisse First Boston Corp @ 13.4527	11/20/12	174.62	-1.27
Sold 13 Shs 11/15/12 To Liquidnet Inc @ 13.4417	11/20/12	174.27	-1.62
Sold 26 Shs 11/15/12 To Stifel Nicolaus & Co @ 13.44	11/20/12	348.52	-3.26
Sold 14 Shs 11/16/12 To Liquidnet Inc @ 13.3711	11/21/12	186.70	-2.72
Sold 125 Shs 11/16/12 To Credit Suisse First Boston Corp @ 13.3177	11/21/12	1,660.29	-30.96
Sold 14 Shs 11/19/12 To Liquidnet Inc @ 13.8427	11/23/12	193.30	3.88
Sold 41 Shs 11/23/12 To Credit Suisse First Boston Corp @ 14.0643	11/28/12	575.80	21.07
Sold 91 Shs 11/26/12 To Credit Suisse First Boston Corp @ 14.0258	11/29/12	1,274.50	43.27
Sold 27 Shs 11/26/12 To Investment Technology Group Inc @ 14.045	11/29/12	378.26	12.95
Sold 28 Shs 11/26/12 To Liquidnet Inc @ 14.0182	11/29/12	391.52	12.68
Sold 8 Shs 11/27/12 To Credit Suisse First Boston Corp @ 14.0975	11/30/12	112.61	4.37

WESTLAKE HEALTH FDN - JANUS/PERKINS

Account Number:
Statement Period:71-N279-02-2
01/01/12 - 12/31/12

Sale Activity

	Date	Proceeds	Realized Gain/Loss
QLOGIC Corp Com			
Sold 300 Shs 01/27/12	02/01/12	5,377.87	-941.63
To Isi Group Inc			
@ 17.9616			
Sold 228 Shs 01/27/12	02/01/12	4,022.43	-780.39
To Isi Group Inc			
@ 17.6776			
Sold 170 Shs 01/30/12	02/02/12	2,963.70	-617.35
To Isi Group Inc			
@ 17.4689			
Sold 8 Shs 01/30/12	02/02/12	139.71	-28.81
To Liquidnet Inc			
@ 17.495			
Sold 142 Shs 01/31/12	02/03/12	2,455.24	-535.99
To Isi Group Inc			
@ 17.3258			
Sold 26 Shs 01/31/12	02/03/12	450.83	-96.86
To Investment Technology Group Inc			
@ 17.365			
Sold 32 Shs 01/31/12	02/03/12	553.97	-120.11
To Barclays Capital Le			
@ 17.3323			
Sold 90 Shs 02/01/12	02/06/12	1,572.40	-323.45
To Isi Group Inc			
@ 17.5065			
Sold 4 Shs 02/01/12	02/06/12	69.70	-14.56
To Citation Group/Bcc Clrg			
@ 17.4473			
Sold 400 Shs 02/09/12	02/14/12	6,993.42	-1,047.25
To Jmp Securities			
@ 17.5189			
Sold 77 Shs 03/06/12	03/09/12	1,268.94	-242.51
To Liquidnet Inc			
@ 16.5101			
Sold 223 Shs 03/06/12	03/09/12	3,672.96	-573.70
To Cowen and Company, LLC			
@ 16.506			
Sold 99 Shs 04/05/12	04/11/12	1,696.09	-117.86
To Wells Fargo Securities, LLC			
@ 17.1677			
Sold 161 Shs 04/09/12	04/12/12	2,718.79	-231.16
To Goldman Sachs Execution & Clrng			
@ 16.9073			
Sold 24 Shs 04/10/12	04/13/12	402.59	-37.16
To Wedbush Morgan Secs			
@ 16.795			
Sold 16 Shs 04/10/12	04/13/12	266.74	-26.42
To Investment Technology Group Inc			
@ 16.697			

WESTLAKE HEALTH FDN - JANUS/PERKINS

Account Number:
Statement Period:71-N279-02-2
01/01/12 - 12/31/12**Sale Activity**

	Date	Proceeds	Realized Gain/Loss
Qep Res Inc Com Sold 400 Shs 06/29/12 To Goldman Sachs & Co @ 29.4228	07/05/12	11,754.85	-740.03
Sold 200 Shs 07/18/12 To Citation Group/Bcc Clrg @ 29.8487	07/23/12	5,962.61	-2.47
Sold 138 Shs 09/14/12 To Liquidnet Inc @ 32.9202	09/19/12	4,538.05	450.24
Sold 62 Shs 09/14/12 To Investment Technology Group Inc @ 32.735	09/19/12	2,027.35	205.15
Sold 96 Shs 09/20/12 To Raymond James & Associates @ 32.0408	09/25/12	3,072.49	251.05
Sold 185 Shs 09/21/12 To Raymond James & Associates @ 31.7695	09/26/12	5,870.74	464.57
Sold 19 Shs 09/21/12 To Liquidnet Inc @ 31.655	09/26/12	600.76	49.61
Sold 4 Shs 10/04/12 To Wedbush Morgan Secs @ 32.13	10/10/12	128.43	12.40
Sold 91 Shs 10/04/12 To Baypoint Trading LLC @ 32.0834	10/10/12	2,917.70	277.96
Sold 23 Shs 10/04/12 To Pickering Energy Partners, Inc @ 32.1997	10/10/12	739.65	72.47
Sold 9 Shs 10/05/12 To Liquidnet Inc @ 31.575	10/11/12	283.85	22.77
Sold 82 Shs 10/05/12 To Baypoint Trading LLC @ 31.7644	10/11/12	2,602.98	245.79
Sold 91 Shs 10/08/12 To Baypoint Trading LLC @ 31.4959	10/11/12	2,864.24	358.04
Radioshack Corp Com Sold 800 Shs 03/22/12 To Investment Technology Group Inc @ 6.4944	03/27/12	5,175.42	-7,369.96
Sold 284 Shs 05/09/12 To Morgan Stanley & Co @ 4.9	05/14/12	1,381.62	-3,197.58
Sold 716 Shs 05/09/12 To D A Davidson & Co @ 4.8159	05/14/12	3,423.04	-8,017.58

WESTLAKE HEALTH FDN - JANUS/PERKINS

Account Number:
Statement Period:71-N279-02-2
01/01/12 - 12/31/12

Sale Activity			
	Date	Proceeds	Realized Gain/Loss
Sold 106 Shs 07/10/12 To Investment Technology Group Inc @ 4.075	07/13/12	428.76	-1,259.29
Sold 92 Shs 07/10/12 To UBS Warburg LLC @ 3.9055	07/13/12	357.46	-1,107.64
Sold 502 Shs 07/10/12 To Green Street Advisors @ 4.1057	07/13/12	2,043.44	-5,942.45
Sold 13 Shs 07/25/12 To Pulse Trading LLC @ 2.835	07/30/12	36.72	-170.08
Sold 1790 Shs 07/25/12 To Sanford C Bernstein & Co @ 2.6238	07/30/12	4,660.69	-23,601.00
Sold 91 Shs 07/25/12 To William Blair & Company LLC @ 2.6718	07/30/12	241.30	-1,184.18
Sold 47 Shs 07/26/12 To Liquidnet Inc @ 2.483	07/31/12	115.75	-620.49
Sold 1556 Shs 07/26/12 To Sanford C Bernstein & Co @ 2.4361	07/31/12	3,759.36	-17,103.93
Sold 21 Shs 07/26/12 To William Blair & Company LLC @ 2.4634	07/31/12	51.30	-215.43
Sold 128 Shs 07/27/12 To Pulse Trading LLC @ 2.6334	08/01/12	335.79	-1,287.15
Sold 10 Shs 07/27/12 To Investment Technology Group Inc @ 2.635	08/01/12	26.04	-100.75
Sold 338 Shs 07/27/12 To Sanford C Bernstein & Co @ 2.5499	08/01/12	855.09	-3,430.47
Sold 322 Shs 07/27/12 To UBS Warburg LLC @ 2.6249	08/01/12	838.76	-2,972.41
Sold 158 Shs 07/27/12 To William Blair & Company LLC @ 2.5196	08/01/12	394.93	-1,472.61
Sold 505 Shs 07/30/12 To Sanford C Bernstein & Co @ 2.5806	08/02/12	1,293.07	-4,626.74
Sold 321 Shs 07/31/12 To Sanford C Bernstein & Co @ 2.5559	08/03/12	814.00	-2,942.21
Redwood Tr Inc Com Sold 247 Shs 07/02/12 To Citation Group/Bcc Clrg @ 12.7472	07/06/12	3,143.55	-983.82

WESTLAKE HEALTH FDN - JANUS/PERKINS

Account Number:
Statement Period:

71-N279-02-2
01/01/12 - 12/31/12

Sale Activity			
	Date	Proceeds	Realized Gain/Loss
Sold 62 Shs 07/03/12 To Sanford C Bernstein & Co @ 13.0067	07/09/12	805.16	-230.86
Sold 205 Shs 07/03/12 To Deutsche Bk/Alex Brown & Sons @ 13.0371	07/09/12	2,665.37	-760.18
Sold 2 Shs 07/05/12 To Credit Suisse First Boston Corp @ 13	07/10/12	25.95	-7.47
Sold 443 Shs 07/05/12 To JP Morgan Clearing Corp @ 13.0031	07/10/12	5,744.73	-1,634.67
Sold 15 Shs 07/05/12 To UBS Warburg LLC @ 13	07/10/12	194.69	-50.08
Sold 23 Shs 07/05/12 To Citation Group/Bcc Clrg @ 13.0009	07/10/12	298.55	-76.76
Sold 3 Shs 07/05/12 To Goldman Sachs Execution & Clrng @ 13.0748	07/10/12	39.15	-9.80
Sold 500 Shs 07/06/12 To JP Morgan Clearing Corp @ 13.08	07/11/12	6,522.35	-1,619.64
Sold 3 Shs 07/10/12 To Knight Equity Markets L.P. @ 13.0002	07/13/12	38.96	-9.48
Sold 3 Shs 07/10/12 To Credit Suisse First Boston Corp @ 13	07/13/12	38.93	-9.51
Sold 4 Shs 07/10/12 To Citation Group/Bcc Clrg @ 13	07/13/12	51.91	-12.68
Sold 5 Shs 07/10/12 To UBS Warburg LLC @ 13	07/13/12	64.89	-15.85
Sold 26 Shs 07/10/12 To Goldman Sachs Execution & Clrng @ 13	07/13/12	337.47	-81.19
Sold 216 Shs 07/10/12 To William Blair & Company LLC @ 13.0003	07/13/12	2,803.67	-660.43
Sold 43 Shs 07/11/12 To Investment Technology Group Inc @ 12.7224	07/16/12	545.75	-143.11
Sold 152 Shs 11/02/12 To Jefferies & Co @ 15.8137	11/07/12	2,398.30	7.72
Sold 77 Shs 11/05/12 To Wells Fargo Secuties, LLC @ 15.8387	11/08/12	1,216.85	38.91

WESTLAKE HEALTH FDN - JANUS/PERKINSAccount Number:
Statement Period:71-N279-02-2
01/01/12 - 12/31/12**Sale Activity**

	Date	Proceeds	Realized Gain/Loss
Sold 439 Shs 11/05/12 To Wells Fargo Securities, LLC @ 15.9169	11/08/12	6,971.99	278.25
Sold 32 Shs 11/05/12 To Liquidnet Inc @ 15.915	11/08/12	508.14	20.32
Sold 161 Shs 11/06/12 To JP Morgan Clearing Corp @ 15.8722	11/09/12	2,549.72	96.43
Sold 139 Shs 11/07/12 To JP Morgan Clearing Corp @ 15.6552	11/13/12	2,171.15	72.48
Sold 171 Shs 11/15/12 To R W Baird & Co @ 15.1711	11/20/12	2,588.21	27.80
Sold 21 Shs 11/15/12 To UBS Warburg LLC @ 15.1555	11/20/12	317.84	4.73
Sold 474 Shs 11/16/12 To JP Morgan Clearing Corp @ 15.1507	11/21/12	7,164.67	146.99
Sold 34 Shs 11/16/12 To RBC Cap Mkts (Dain Rauscher) @ 15.1856	11/21/12	515.61	15.71
Sold 101 Shs 12/07/12 To Investment Technology Group Inc @ 16.5358	12/12/12	1,666.54	186.95
Sold 83 Shs 12/10/12 To UBS Warburg LLC @ 16.6077	12/13/12	1,376.74	160.84
Sold 59 Shs 12/10/12 To Janney Montgomery Scott Inc @ 16.6	12/13/12	977.30	112.99
Sold 55 Shs 12/11/12 To Morgan Stanley & Co @ 16.65	12/14/12	913.79	108.07
Sold 2 Shs 12/11/12 To JP Morgan Clearing Corp @ 16.6409	12/14/12	33.23	3.93
Sold 800 Shs 12/12/12 To Citigroup Global Markets Inc (S @ 16.3544	12/17/12	13,067.22	1,866.95
Ruddick Corp Com Sold 1 Shs 02/03/12 To Citation Group/Bcc Clrg @ 44.5606	02/08/12	44.53	9.96
Sold 96 Shs 02/03/12 To UBS Warburg LLC @ 44.3464	02/08/12	4,255.24	937.62
Sold 3 Shs 02/03/12 To Goldman Sachs Execution & Clrng @ 44.5617	02/08/12	133.62	29.96

WESTLAKE HEALTH FDN - JANUS/PERKINS

Account Number: —
Statement Period:71-N279-02-2
01/01/12 - 12/31/12**Sale Activity**

	Date	Proceeds	Realized Gain/Loss
Stec Inc Com			
Sold 9 Shs 02/29/12	03/05/12	90.70	-62.08
To Citation Group/Bcc Clrg			
@ 10.0992			
Sold 3 Shs 02/29/12	03/05/12	30.80	-20.12
To UBS Warburg LLC			
@ 10.291			
Sold 396 Shs 02/29/12	03/05/12	3,887.33	-2,834.77
To Morgan Stanley & Co			
@ 9.8367			
Sold 2 Shs 02/29/12	03/05/12	20.50	-13.45
To Investment Technology Group Inc			
@ 10.28			
Sold 2 Shs 02/29/12	03/05/12	20.57	-13.38
To Goldman Sachs Execution & Clrng			
@ 10.3075			
Sold 188 Shs 03/01/12	03/06/12	1,860.45	-1,330.85
To RBC Cap Mkts (Dain Rauscher)			
@ 9.9162			
Sold 259 Shs 05/09/12	05/14/12	1,831.47	-2,565.05
To Goldman Sachs Execution & Clrng			
@ 7.0915			
Sold 75 Shs 05/09/12	05/14/12	550.87	-705.67
To Merrill Lynch Pierce Fenner & S			
@ 7.365			
Sold 28 Shs 05/10/12	05/15/12	194.17	-267.47
To Merrill Lynch Pierce Fenner & S			
@ 6.955			
Sold 538 Shs 05/10/12	05/15/12	3,772.15	-5,097.85
To RBC Cap Mkts (Dain Rauscher)			
@ 7.0316			
Sold 596 Shs 06/01/12	06/06/12	4,112.00	-5,709.55
To RBC Cap Mkts (Dain Rauscher)			
@ 6.9345			
Sold 104 Shs 06/01/12	06/06/12	720.48	-987.56
To Credit Suisse First Boston Corp			
@ 6.9479			
Sold 213 Shs 07/27/12	08/01/12	1,683.73	-1,811.54
To Liquidnet Inc			
@ 7.935			
Sold 487 Shs 07/27/12	08/01/12	3,863.42	-2,890.94
To Credit Suisse First Boston Corp			
@ 7.9683			
Sold 223 Shs 08/07/12	08/10/12	1,682.05	-597.88
To Baypoint Trading LLC			
@ 7.563			
Sold 30 Shs 08/08/12	08/13/12	209.09	-97.63
To Liquidnet Inc			
@ 7			
Sold 112 Shs 08/08/12	08/13/12	793.43	-351.65
To JP Morgan Clearing Corp			
@ 7.1044			

WESTLAKE HEALTH FDN - JANUS/PERKINSAccount Number:
Statement Period:71-N279-02-2
01/01/12 - 12/31/12**Sale Activity**

	Date	Proceeds	Realized Gain/Loss
Sold 50 Shs 08/08/12 To William Blair & Company LLC @ 7.2115	08/13/12	359.57	-151.62
Sold 185 Shs 08/10/12 To Morgan Stanley & Co @ 7.0254	08/15/12	1,295.97	-595.45
Sold 362 Shs 09/04/12 To Piper Jaffray @ 7.4267	09/07/12	2,675.73	-1,025.27
Sold 36 Shs 09/05/12 To UBS Warburg LLC @ 7.3008	09/10/12	262.10	-105.93
Sold 19 Shs 09/06/12 To Liquidnet Inc @ 7.3	09/11/12	138.02	-56.22
Sold 83 Shs 09/06/12 To UBS Warburg LLC @ 7.3202	09/11/12	605.90	-235.27
Sold 67 Shs 09/11/12 To UBS Warburg LLC @ 7.5183	09/14/12	502.37	-171.24
Sold 1 Shs 09/11/12 To Investment Technology Group Inc @ 7.586	09/14/12	7.54	-2.51
Sold 143 Shs 09/12/12 To Liquidnet Inc @ 7.2033	09/17/12	1,025.03	-411.85
Sold 163 Shs 09/12/12 To Barclays Capital Le @ 7.0413	09/17/12	1,141.99	-435.60
Sold 275 Shs 09/12/12 To UBS Warburg LLC @ 7.1138	09/17/12	1,950.75	-542.52
Sold 216 Shs 09/13/12 To Sanford C Bernstein & Co @ 7.1617	09/18/12	1,542.57	-381.52
Sold 131 Shs 09/14/12 To Investment Technology Group Inc @ 7.2753	09/19/12	948.44	-213.31
Sold 32 Shs 09/17/12 To Credit Suisse First Boston Corp @ 7.1772	09/20/12	229.02	-54.73
Sold 107 Shs 09/18/12 To Sanford C Bernstein & Co @ 7.1612	09/21/12	764.09	-183.88
Sold 66 Shs 09/19/12 To Sanford C Bernstein & Co @ 7.1167	09/24/12	468.36	-117.34
Sold 72 Shs 09/20/12 To Liquidnet Inc @ 7.135	09/25/12	511.18	-200.73

WESTLAKE HEALTH FDN - JANUS/PERKINS

Account Number:
Statement Period:71-N279-02-2
01/01/12 - 12/31/12

Sale Activity

	Date	Proceeds	Realized Gain/Loss
Sold 204 Shs 09/20/12 To Sanford C Bernstein & Co @ 7.1638	09/25/12	1,457.30	-559.79
Sold 20 Shs 09/20/12 To Barclays Capital Le @ 7.135	09/25/12	141.99	-55.76
Sold 56 Shs 09/21/12 To Sanford C Bernstein & Co @ 7.2523	09/26/12	405.00	-148.71
Sold 86 Shs 09/24/12 To UBS Warburg LLC @ 7.1197	09/27/12	610.55	-239.80
Sold 61 Shs 09/25/12 To Jefferies & Co @ 7.0379	09/28/12	427.16	-175.99
ST Joe Co Com Sold 75 Shs 02/01/12 To UBS Warburg LLC @ 16.4813	02/06/12	1,234.57	-532.32
Sold 1 Shs 02/01/12 To Citigroup Global Markets Inc (S @ 16.61	02/06/12	16.58	-6.98
Sold 84 Shs 02/02/12 To UBS Warburg LLC @ 16.287	02/07/12	1,366.40	-612.51
Sold 340 Shs 02/03/12 To UBS Warburg LLC @ 16.5901	02/08/12	5,633.72	-2,376.17
Sold 500 Shs 03/09/12 To Liquidnet Inc @ 18.72	03/14/12	9,344.83	-2,163.46
Sold 260 Shs 03/14/12 To Deutsche Bk/Alex Brown & Sons @ 19.7398	03/19/12	5,123.16	-762.28
Sold 32 Shs 03/14/12 To RBC Cap Mkts (Dain Rauscher) @ 19.7506	03/19/12	631.36	-93.00
Sold 378 Shs 03/15/12 To RBC Cap Mkts (Dain Rauscher) @ 19.7811	03/20/12	7,469.56	-1,086.96
Sold 223 Shs 03/16/12 To Investment Technology Group Inc @ 20.04	03/21/12	4,463.25	-584.65
Sold 81 Shs 03/16/12 To RBC Cap Mkts (Dain Rauscher) @ 20.0485	03/21/12	1,622.28	-211.26
Sold 26 Shs 03/16/12 To Pulse Trading LLC @ 20.195	03/21/12	524.80	-63.74
Sold 500 Shs 03/20/12 To Investment Technology Group Inc @ 19.7599	03/23/12	9,867.27	-1,049.57

WESTLAKE HEALTH FDN - JANUS/PERKINS

Account Number:

71-N279-02-2

Statement Period:

01/01/12 - 12/31/12

Sale Activity

	Date	Proceeds	Realized Gain/Loss
Sanderson Farms Inc Com			
Sold 58 Shs 08/28/12	08/31/12	2,489.61	201.49
To Morgan Stanley & Co			
@ 42.9453			
Sold 19 Shs 08/28/12	08/31/12	806.72	57.16
To William Blair & Company LLC			
@ 42.48			
Sold 123 Shs 08/28/12	08/31/12	5,271.60	440.35
To Liquidnet Inc			
@ 42.8895			
Sold 77 Shs 11/06/12	11/09/12	3,620.63	599.23
To UBS Warburg LLC			
@ 47.0423			
Sold 89 Shs 11/07/12	11/13/12	4,122.39	630.13
To RBC Cap Mkts (Dain Rauscher)			
@ 46.3401			
Sold 34 Shs 11/08/12	11/14/12	1,554.79	225.82
To RBC Cap Mkts (Dain Rauscher)			
@ 45.7503			
Sold 39 Shs 11/14/12	11/19/12	1,845.87	-92.65
To RBC Cap Mkts (Dain Rauscher)			
@ 47.3514			
Sold 20 Shs 11/15/12	11/20/12	944.47	-46.11
To Credit Suisse First Boston Corp			
@ 47.26			
Sold 41 Shs 11/15/12	11/20/12	1,936.68	-93.95
To UBS Warburg LLC			
@ 47.2573			
Semtech Corp Com			
Sold 1 Shs 01/18/12	01/23/12	26.91	4.46
To Citation Group/Bcc Clrg			
@ 26.935			
Sold 27 Shs 01/18/12	01/23/12	723.07	116.93
To UBS Warburg LLC			
@ 26.801			
Sold 67 Shs 01/19/12	01/24/12	1,799.11	294.97
To Liquidnet Inc			
@ 26.883			
Sold 81 Shs 01/19/12	01/24/12	2,176.70	358.27
To Morgan Stanley & Co			
@ 26.8935			
Sold 24 Shs 01/20/12	01/25/12	644.03	105.23
To UBS Warburg LLC			
@ 26.8553			
Sold 37 Shs 02/09/12	02/14/12	1,081.49	395.13
To Investment Technology Group Inc			
@ 29.2553			
Sold 17 Shs 02/09/12	02/14/12	496.39	181.03
To Liquidnet Inc			
@ 29.23			

WESTLAKE HEALTH FDN - JANUS/PERKINS

Account Number:
Statement Period:71-N279-02-2
01/01/12 - 12/31/12

Sale Activity			
	Date	Proceeds	Realized Gain/Loss
Sold 36 Shs 02/10/12 To UBS Warburg LLC @ 28.7979	02/15/12	1,035.98	368.16
Sold 29 Shs 02/13/12 To Liquidnet Inc @ 28.794	02/16/12	834.14	320.47
Sold 52 Shs 02/13/12 To UBS Warburg LLC @ 28.8776	02/16/12	1,500.57	602.42
Sold 8 Shs 02/14/12 To Liquidnet Inc @ 28.5407	02/17/12	228.08	89.90
Sold 21 Shs 02/14/12 To UBS Warburg LLC @ 28.6331	02/17/12	600.86	238.14
Sold 59 Shs 12/18/12 To RBC Cap Mkts (Dain Rauscher) @ 28.4603	12/21/12	1,677.94	138.55
Sold 138 Shs 12/19/12 To RBC Cap Mkts (Dain Rauscher) @ 28.6245	12/24/12	3,947.33	389.26
Sold 19 Shs 12/20/12 To Investment Technology Group Inc @ 28.745	12/26/12	545.47	93.06
Sold 84 Shs 12/20/12 To UBS Warburg LLC @ 28.639	12/26/12	2,403.94	434.91
Steris Corp Com Sold 89 Shs 03/26/12 To JP Morgan Clearing Corp @ 32.0561	03/29/12	2,849.81	-190.87
Sold 15 Shs 03/27/12 To Investment Technology Group Inc @ 32.09	03/30/12	480.96	-31.52
Sold 11 Shs 03/27/12 To Merrill Lynch Pierce Fenner & S @ 32	03/30/12	351.77	-24.04
Sold 69 Shs 03/27/12 To JP Morgan Clearing Corp @ 32.0603	03/30/12	2,209.70	-147.69
Sold 27 Shs 03/28/12 To JP Morgan Clearing Corp @ 31.3734	04/02/12	846.11	-76.34
Sold 37 Shs 03/29/12 To Liquidnet Inc @ 31.435	04/03/12	1,161.96	-102.15
Sold 27 Shs 03/29/12 To Merrill Lynch Pierce Fenner & S @ 31.47	04/03/12	849.13	-73.32
Sold 125 Shs 03/29/12 To RBC Cap Mkts (Dain Rauscher) @ 31.4642	04/03/12	3,930.44	-340.19

WESTLAKE HEALTH FDN - JANUS/PERKINSAccount Number:
Statement Period:71-N279-02-2
01/01/12 - 12/31/12**Sale Activity**

	Date	Proceeds	Realized Gain/Loss
Sold 300 Shs 04/12/12 To Investment Technology Group Inc @ 30.9943	04/17/12	9,290.58	-958.92
Sold 118 Shs 05/09/12 To Liquidnet Inc @ 30.2728	05/14/12	3,568.56	-462.91
Sold 87 Shs 05/09/12 To UBS Warburg LLC @ 30.4239	05/14/12	2,645.08	-327.27
Sold 21 Shs 05/09/12 To Merrill Lynch Pierce Fenner & S @ 30.37	05/14/12	637.34	-80.13
Sold 5 Shs 05/10/12 To Investment Technology Group Inc @ 30.1053	05/15/12	150.39	-20.43
Sold 69 Shs 05/10/12 To UBS Warburg LLC @ 30.0658	05/15/12	2,073.11	-284.28
Sold 11 Shs 05/18/12 To Sanford C Bernstein & Co @ 29.4108	05/23/12	323.29	-52.52
Sold 41 Shs 05/18/12 To UBS Warburg LLC @ 29.3486	05/23/12	1,202.44	-198.33
Sold 21 Shs 05/21/12 To Merrill Lynch Pierce Fenner & S @ 29.5491	05/24/12	620.10	-97.36
Sold 123 Shs 05/21/12 To UBS Warburg LLC @ 29.499	05/24/12	3,625.83	-576.47
Sold 8 Shs 05/22/12 To Liquidnet Inc @ 29.605	05/25/12	236.59	-36.73
Sold 41 Shs 05/22/12 To UBS Warburg LLC @ 29.3036	05/25/12	1,200.60	-200.16
Sold 31 Shs 05/22/12 To Merrill Lynch Pierce Fenner & S @ 29.5575	05/25/12	915.64	-143.48
Sold 16 Shs 05/23/12 To Goldman Sachs Execution & Clrng @ 29.002	05/29/12	463.69	-82.95
Sold 8 Shs 05/23/12 To Merrill Lynch Pierce Fenner & S @ 29.11	05/29/12	232.71	-40.61
Sold 2 Shs 06/11/12 To Knight Equity Markets L.P. @ 31.0051	06/14/12	61.98	-6.35
Sold 7 Shs 06/11/12 To Citation Group/Bcc Clrg @ 31.0033	06/14/12	216.87	-22.28

WESTLAKE HEALTH FDN - JANUS/PERKINS

Account Number:
Statement Period:71-N279-02-2
01/01/12 - 12/31/12

Sale Activity			
	Date	Proceeds	Realized Gain/Loss
Sold 24 Shs 06/11/12 To UBS Warburg LLC @ 30.804	06/14/12	738.80	-81.16
Sold 14 Shs 06/11/12 To Goldman Sachs Execution & Clrng @ 31.0021	06/14/12	433.74	-44.57
Sold 11 Shs 06/11/12 To Credit Suisse First Boston Corp @ 31.0027	06/14/12	340.80	-35.02
Sold 67 Shs 06/12/12 To Sanford C Bernstein & Co @ 30.8123	06/15/12	2,063.03	-226.02
Sold 49 Shs 06/13/12 To Sanford C Bernstein & Co @ 30.6822	06/18/12	1,502.41	-171.68
Sold 12 Shs 06/13/12 To Merrill Lynch Pierce Fenner & S @ 30.53	06/18/12	366.11	-43.87
Sold 79 Shs 06/14/12 To RBC Cap Mkts (Dain Rauscher) @ 30.8221	06/19/12	2,433.31	-265.72
Sold 35 Shs 06/14/12 To Pulse Trading LLC @ 30.7767	06/19/12	1,076.80	-118.98
Sold 300 Shs 06/15/12 To Liquidnet Inc @ 31.2874	06/20/12	9,377.00	-872.50
Sold 87 Shs 07/26/12 To Instinet @ 29.9584	07/31/12	2,603.71	-368.64
Sold 6 Shs 07/26/12 To Liquidnet Inc @ 29.945	07/31/12	179.48	-25.51
Sold 27 Shs 07/27/12 To Liquidnet Inc @ 30.17	08/01/12	813.76	-108.70
Sold 11 Shs 07/27/12 To William Blair & Company LLC @ 30.03	08/01/12	330.10	-45.71
Sold 19 Shs 07/27/12 To Pulse Trading LLC @ 30.205	08/01/12	573.69	-75.45
Sold 50 Shs 07/27/12 To Instinet @ 30.1869	08/01/12	1,507.81	-200.44
Sold 200 Shs 08/02/12 To Cantor Fitzgerald & Co @ 31.518	08/07/12	6,299.45	-533.55
Sold 52 Shs 08/07/12 To Investment Technology Group Inc @ 34.4978	08/10/12	1,792.28	15.70

WESTLAKE HEALTH FDN - JANUS/PERKINS

Account Number:
Statement Period:71-N279-02-2
01/01/12 - 12/31/12

Sale Activity

	Date	Proceeds	Realized Gain/Loss
Sold 57 Shs 08/07/12 To William Blair & Company LLC @ 34.5	08/10/12	1,965.31	17.91
Sold 91 Shs 08/08/12 To UBS Warburg LLC @ 34.0803	08/13/12	3,099.42	-9.60
Sold 35 Shs 08/09/12 To Investment Technology Group Inc @ 34.1065	08/14/12	1,192.65	-3.12
Sold 34 Shs 08/10/12 To UBS Warburg LLC @ 34.0457	08/15/12	1,156.84	-4.77
Sold 9 Shs 08/10/12 To UBS Warburg LLC @ 34.0363	08/15/12	306.14	-1.35
Sold 5 Shs 08/13/12 To Investment Technology Group Inc @ 33.87	08/16/12	169.19	-1.63
Sold 27 Shs 08/13/12 To RBC Cap Mkts (Dain Rauscher) @ 33.8949	08/16/12	914.59	-7.87
Sold 6 Shs 08/14/12 To UBS Warburg LLC @ 33.8021	08/17/12	202.68	-2.31
Sold 3 Shs 08/15/12 To Investment Technology Group Inc @ 33.85	08/20/12	101.45	-1.04
Sold 12 Shs 08/15/12 To UBS Warburg LLC @ 34.0064	08/20/12	407.83	-2.15
Sold 10 Shs 08/15/12 To William Blair & Company LLC @ 34	08/20/12	339.79	-1.86
Sold 3 Shs 08/16/12 To Investment Technology Group Inc @ 33.76	08/21/12	101.18	-1.32
Sold 26 Shs 08/16/12 To RBC Cap Mkts (Dain Rauscher) @ 33.7667	08/21/12	877.39	-10.90
Sold 30 Shs 08/17/12 To UBS Warburg LLC @ 34.0038	08/22/12	1,019.48	-5.47
Sold 39 Shs 09/04/12 To RBC Cap Mkts (Dain Rauscher) @ 34.7455	09/07/12	1,354.25	21.82
Sold 28 Shs 09/05/12 To Investment Technology Group Inc @ 34.68	09/10/12	970.03	13.41
Sold 71 Shs 09/05/12 To RBC Cap Mkts (Dain Rauscher) @ 34.6242	09/10/12	2,456.84	31.12

WESTLAKE HEALTH FDN - JANUS/PERKINS

Account Number:
Statement Period:71-N279-02-2
01/01/12 - 12/31/12

Sale Activity

	Date	Proceeds	Realized Gain/Loss
Sold 1600 Shs 03/14/12 To RBC Cap Mkts (Dain Rauscher) @ 11.4858	03/19/12	18,320.94	-4,557.06
Sold 598 Shs 03/15/12 To RBC Cap Mkts (Dain Rauscher) @ 11.7392	03/20/12	6,998.98	-1,597.72
Sold 1102 Shs 03/15/12 To Citation Group/Bcc Clrg @ 11.6113	03/20/12	12,756.85	-2,295.44
Sold 84 Shs 03/22/12 To Investment Technology Group Inc @ 12.125	03/27/12	1,016.38	-125.69
Sold 832 Shs 03/22/12 To RBC Cap Mkts (Dain Rauscher) @ 12.0861	03/27/12	10,026.33	-1,015.56
Sold 84 Shs 03/22/12 To Pulse Trading LLC @ 12.1428	03/27/12	1,019.14	-90.69
Sold 593 Shs 04/05/12 To Morgan Stanley & Co @ 11.3727	04/11/12	6,723.09	-1,080.49
Sold 82 Shs 04/09/12 To Investment Technology Group Inc @ 11.166	04/12/12	913.53	-162.43
Sold 2 Shs 04/09/12 To RBC Cap Mkts (Dain Rauscher) @ 11.1958	04/12/12	22.31	-3.93
Sold 52 Shs 04/09/12 To Investment Technology Group Inc @ 11.1649	04/12/12	579.25	-103.07
Sold 60 Shs 04/09/12 To Pulse Trading LLC @ 11.195	04/12/12	671.08	-116.21
Sold 11 Shs 04/10/12 To RBC Cap Mkts (Dain Rauscher) @ 11.0114	04/13/12	120.73	-23.61
Sold 21 Shs 04/11/12 To Credit Suisse First Boston Corp @ 11.1091	04/16/12	232.86	-42.69
Sold 139 Shs 04/11/12 To RBC Cap Mkts (Dain Rauscher) @ 11.1012	04/16/12	1,540.25	-282.75
Sold 100 Shs 04/11/12 To Sandler O'Neill & Partners LP @ 11.1183	04/16/12	1,108.30	-202.59
Sold 23 Shs 04/11/12 To Liquidnet Inc @ 11.1	04/16/12	254.60	-46.90
Sold 33 Shs 04/11/12 To Keefe Bruyette & Woods Inc @ 11.1005	04/16/12	365.15	-67.44

WESTLAKE HEALTH FDN - JANUS/PERKINS

Account Number:
Statement Period:71-N279-02-2
01/01/12 - 12/31/12

Sale Activity

	Date	Proceeds	Realized Gain/Loss
Sold 62 Shs 09/06/12 To RBC Cap Mkts (Dain Rauscher) @ 34.8794	09/11/12	2,161.23	43.00
Sunoco Inc Com Sold 700 Shs 04/30/12 To Morgan Stanley & Co @ 49.1607	05/03/12	34,397.71	6,925.69
To Remove 700 Shs for Energy Transfer Partners and Cash Stock Rate: .49373 Per Sh Held Cash Rate: 26.4666644 Per Sh Held Partial Taxable Exchange	10/11/12	33,393.10	7,362.65
Synaptics Inc Com Sold 380 Shs 10/26/12 To RBC Cap Mkts (Dain Rauscher) @ 24.7319	10/31/12	9,390.30	219.80
Sold 20 Shs 10/31/12 To Liquidnet Inc @ 23.44	11/05/12	468.08	-10.30
Sold 124 Shs 10/31/12 To UBS Warburg LLC @ 23.2798	11/05/12	2,884.15	-81.81
Sold 236 Shs 11/01/12 To UBS Warburg LLC @ 23.6566	11/06/12	5,578.11	-66.77
Sold 140 Shs 11/01/12 To Jmp Securities @ 23.5974	11/06/12	3,298.66	-41.19
TCF Finl Corp Com Sold 50 Shs 03/07/12 To Goldman Sachs Execution & Clrng @ 10.7962	03/12/12	538.80	-231.40
Sold 400 Shs 03/07/12 To RBC Cap Mkts (Dain Rauscher) @ 10.6297	03/12/12	4,243.80	-1,864.81
Sold 200 Shs 03/07/12 To Goldman Sachs Execution & Clrng @ 10.8813	03/12/12	2,172.22	-871.30
Sold 231 Shs 03/07/12 To Goldman Sachs & Co @ 10.6504	03/12/12	2,452.10	-823.68
Sold 1008 Shs 03/08/12 To Morgan Stanley & Co @ 10.6168	03/13/12	10,681.37	-3,356.99
Sold 111 Shs 03/08/12 To William Blair & Company LLC @ 10.6013	03/13/12	1,172.83	-341.64
Sold 400 Shs 03/13/12 To RBC Cap Mkts (Dain Rauscher) @ 11.486	03/16/12	4,580.31	-844.26

WESTLAKE HEALTH FDN - JANUS/PERKINS

Account Number:
Statement Period:71-N279-02-2
01/01/12 - 12/31/12

Sale Activity			
	Date	Proceeds	Realized Gain/Loss
Sold 263 Shs 08/29/12 To RBC Cap Mkts (Dain Rauscher) @ 10.6065	09/04/12	2,784.18	198.22
Sold 73 Shs 08/29/12 To Pulse Trading LLC @ 10.61	09/04/12	773.78	114.74
Sold 440 Shs 09/11/12 To R W Baird & Co @ 10.5716	09/14/12	4,635.99	708.75
Sold 160 Shs 09/12/12 To R W Baird & Co @ 10.5247	09/17/12	1,678.31	288.62
Sold 46 Shs 09/13/12 To R W Baird & Co @ 10.7164	09/18/12	491.32	94.98
Sold 116 Shs 09/14/12 To R W Baird & Co @ 10.8532	09/19/12	1,254.88	255.43
Sold 81 Shs 09/17/12 To R W Baird & Co @ 10.709	09/20/12	864.57	166.68
Sold 58 Shs 09/18/12 To R W Baird & Co @ 10.4975	09/21/12	606.81	107.33
Sold 99 Shs 09/18/12 To Liquidnet Inc @ 10.4818	09/21/12	1,034.20	181.80
Sold 54 Shs 12/20/12 To Credit Suisse First Boston Corp @ 9.434	12/26/12	508.34	-98.13
Sold 17 Shs 12/20/12 To Liquidnet Inc @ 9.495	12/26/12	160.81	-29.82
Sold 60 Shs 12/21/12 To UBS Warburg LLC @ 9.0763	12/27/12	543.36	-126.99
Sold 58 Shs 12/21/12 To Liquidnet Inc @ 9.075	12/27/12	524.30	-123.70
Sold 118 Shs 12/24/12 To Investment Technology Group Inc @ 9.0652	12/28/12	1,065.53	-243.40
Sold 74 Shs 12/24/12 To Liquidnet Inc @ 9.0655	12/28/12	668.24	-143.51
Sold 19 Shs 12/26/12 To Investment Technology Group Inc @ 9.1638	12/31/12	173.43	-34.54
Texas Capital Bancshares Inc Com Sold 57 Shs 04/30/12 To Credit Suisse First Boston Corp @ 38.0209	05/03/12	2,166.00	774.25

WESTLAKE HEALTH FDN - JANUS/PERKINS

Account Number:
Statement Period:71-N279-02-2
01/01/12 - 12/31/12

Sale Activity

	Date	Proceeds	Realized Gain/Loss
Sold 46 Shs 07/25/12 To Pulse Trading LLC @ 10.155	07/30/12	466.65	-146.53
Sold 93 Shs 07/26/12 To Baypoint Trading LLC @ 10.2701	07/31/12	953.23	-184.04
Sold 74 Shs 07/26/12 To William Blair & Company LLC @ 10.2695	07/31/12	758.44	-5.75
Sold 139 Shs 07/27/12 To Baypoint Trading LLC @ 10.4218	08/01/12	1,445.81	166.52
Sold 66 Shs 08/01/12 To Goldman Sachs & Co @ 9.5251	08/06/12	626.33	18.90
Sold 26 Shs 08/01/12 To Charles River Brokerage LLC @ 9.5483	08/06/12	247.92	8.63
Sold 64 Shs 08/06/12 To RBC Cap Mkts (Dain Rauscher) @ 9.5354	08/09/12	608.01	-42.99
Sold 8 Shs 08/06/12 To William Blair & Company LLC @ 9.585	08/09/12	76.51	-4.87
Sold 8 Shs 08/09/12 To Investment Technology Group Inc @ 9.5	08/14/12	75.75	-5.63
Sold 81 Shs 08/09/12 To RBC Cap Mkts (Dain Rauscher) @ 9.5003	08/14/12	766.66	-57.26
Sold 78 Shs 08/17/12 To Liquidnet Inc @ 9.7733	08/22/12	759.96	-33.45
Sold 146 Shs 08/17/12 To Morgan Stanley & Co @ 9.7635	08/22/12	1,422.51	-62.58
Sold 23 Shs 08/17/12 To William Blair & Company LLC @ 9.79	08/22/12	224.70	-9.25
Sold 4 Shs 08/27/12 To Investment Technology Group Inc @ 10.7106	08/30/12	42.71	2.02
Sold 22 Shs 08/27/12 To UBS Warburg LLC @ 10.5877	08/30/12	232.48	8.70
Sold 79 Shs 08/28/12 To UBS Warburg LLC @ 10.6646	08/31/12	840.90	37.32
Sold 59 Shs 08/29/12 To William Blair & Company LLC @ 10.61	09/04/12	624.79	24.65

WESTLAKE HEALTH FDN - JANUS/PERKINS

Account Number:
Statement Period:71-N279-02-2
01/01/12 - 12/31/12

Sale Activity

	Date	Proceeds	Realized Gain/Loss
Sold 169 Shs 05/22/12 To UBS Warburg LLC @ 11.7993	05/25/12	1,990.65	486.92
Sold 95 Shs 05/22/12 To Merrill Lynch Pierce Fenner & S @ 11.7788	05/25/12	1,117.06	271.77
Sold 181 Shs 05/23/12 To RBC Cap Mkts (Dain Rauscher) @ 11.5336	05/29/12	2,083.91	473.41
Sold 81 Shs 05/23/12 To Liquidnet Inc @ 11.505	05/29/12	929.45	208.73
Sold 39 Shs 05/23/12 To Merrill Lynch Pierce Fenner & S @ 11.4899	05/29/12	447.32	100.31
Sold 269 Shs 05/23/12 To RBC Cap Mkts (Dain Rauscher) @ 11.629	05/29/12	3,122.74	729.23
Sold 149 Shs 05/24/12 To Investment Technology Group Inc @ 11.675	05/30/12	1,735.81	410.04
Sold 40 Shs 05/25/12 To Merrill Lynch Pierce Fenner & S @ 11.6901	05/31/12	466.79	110.88
Sold 73 Shs 05/25/12 To Sandler O'Neill & Partners LP @ 11.6764	05/31/12	849.80	200.26
Sold 37 Shs 05/25/12 To Sandler O'Neill & Partners LP @ 11.7122	05/31/12	432.05	102.83
Sold 149 Shs 05/29/12 To Sandler O'Neill & Partners LP @ 11.7127	06/01/12	1,739.94	414.17
Sold 132 Shs 05/30/12 To Sandler O'Neill & Partners LP @ 11.5076	06/04/12	1,514.34	345.10
Sold 5 Shs 05/30/12 To Liquidnet Inc @ 11.5	06/04/12	57.34	13.16
TTM Technologies Inc Com Sold 500 Shs 02/06/12 To RBC Cap Mkts (Dain Rauscher) @ 13.4005	02/09/12	6,690.12	1,438.96
Sold 268 Shs 07/25/12 To Liquidnet Inc @ 10.2	07/30/12	2,725.49	-1,479.89
Sold 230 Shs 07/25/12 To Baypoint Trading LLC @ 10.1664	07/30/12	2,333.61	-1,271.63
Sold 50 Shs 07/25/12 To William Blair & Company LLC @ 10.1963	07/30/12	508.80	-164.97

WESTLAKE HEALTH FDN - JANUS/PERKINS

Account Number:
Statement Period:71-N279-02-2
01/01/12 - 12/31/12**Sale Activity**

	Date	Proceeds	Realized Gain/Loss
Sold 158 Shs 04/12/12 To Investment Technology Group Inc @ 11.2476	04/17/12	1,773.13	-298.08
Sold 26 Shs 04/12/12 To Merrill Lynch Pierce Fenner & S @ 11.1294	04/17/12	288.83	-52.00
Sold 376 Shs 04/23/12 To Morgan Stanley & Co @ 10.8425	04/26/12	4,063.52	-865.43
Sold 124 Shs 04/23/12 To Morgan Stanley & Co @ 10.8493	04/26/12	1,342.79	-282.71
Sold 416 Shs 04/24/12 To Avondale Partners LLC @ 11.2168	04/27/12	4,651.52	-801.78
Sold 84 Shs 04/24/12 To Liquidnet Inc @ 11.175	04/27/12	936.15	-165.00
Sold 202 Shs 04/27/12 To Liquidnet Inc @ 11.405	05/02/12	2,297.69	-350.31
Sold 298 Shs 04/27/12 To Sandler O'Neill & Partners LP @ 11.4562	05/02/12	3,403.44	-503.02
Sold 77 Shs 05/03/12 To Liquidnet Inc @ 11.685	05/08/12	897.41	-111.97
Sold 423 Shs 05/03/12 To Keefe Bruyette & Woods Inc @ 11.7668	05/08/12	4,962.43	-537.57
Sold 39 Shs 05/14/12 To Merrill Lynch Pierce Fenner & S @ 12.05	05/17/12	469.16	-26.34
Sold 375 Shs 05/14/12 To Sidoti & Co LLC @ 12.058	05/17/12	4,508.51	-243.24
Sold 86 Shs 05/15/12 To Sidoti & Co LLC @ 12.0009	05/18/12	1,029.04	-53.41
Sold 385 Shs 05/17/12 To UBS Warburg LLC @ 11.4978	05/22/12	4,418.85	556.68
Sold 157 Shs 05/18/12 To Goldman Sachs Execution & Clrng @ 11.4927	05/23/12	1,801.16	226.20
Sold 381 Shs 05/21/12 To UBS Warburg LLC @ 11.572	05/24/12	4,401.21	579.17
Sold 158 Shs 05/21/12 To Merrill Lynch Pierce Fenner & S @ 11.505	05/24/12	1,814.59	321.44

WESTLAKE HEALTH FDN - JANUS/PERKINS

Account Number:
Statement Period:

71-N279-02-2
01/01/12 - 12/31/12

Sale Activity

	Date	Proceeds	Realized Gain/Loss
Sold 10 Shs 04/30/12 To Investment Technology Group Inc @ 37.6473	05/03/12	376.21	133.36
Sold 8 Shs 04/30/12 To UBS Warburg LLC @ 38.0952	05/03/12	304.59	110.31
Sold 78 Shs 05/01/12 To UBS Warburg LLC @ 37.893	05/04/12	2,954.02	1,070.86
Sold 47 Shs 05/02/12 To Investment Technology Group Inc @ 37.4695	05/07/12	1,759.85	998.24
Sold 65 Shs 05/17/12 To UBS Warburg LLC @ 37.389	05/22/12	2,428.93	839.07
Sold 52 Shs 05/17/12 To Merrill Lynch Pierce Fenner & S @ 37.2096	05/22/12	1,933.82	663.20
Sold 83 Shs 05/17/12 To Pulse Trading LLC @ 37.5447	05/22/12	3,115.31	1,091.25
Sold 75 Shs 06/21/12 To UBS Warburg LLC @ 39.828	06/26/12	2,985.53	1,128.56
Sold 40 Shs 06/21/12 To Merrill Lynch Pierce Fenner & S @ 40.4	06/26/12	1,615.16	627.53
Sold 49 Shs 06/21/12 To Liquidnet Inc @ 40.8	06/26/12	1,997.68	787.83
Sold 36 Shs 06/22/12 To UBS Warburg LLC @ 39.1035	06/27/12	1,406.97	520.72
Sold 100 Shs 06/29/12 To Stifel Nicolaus & Co @ 40.4901	07/05/12	4,045.41	1,600.96
Sold 83 Shs 07/26/12 To Liquidnet Inc @ 40.425	07/31/12	3,352.71	2,029.03
Sold 217 Shs 07/26/12 To Keefe Bruyette & Woods Inc @ 40.3706	07/31/12	8,752.62	5,339.22
Sold 100 Shs 08/20/12 To Cantor Fitzgerald & Co @ 45.3872	08/23/12	4,536.61	2,970.38
Sold 40 Shs 10/08/12 To Wedbush Morgan Secs @ 51.34	10/11/12	2,052.75	1,440.75
Sold 60 Shs 10/08/12 To Citation Group/Bcc Clrg @ 51.139	10/11/12	3,067.07	2,149.07

WESTLAKE HEALTH FDN - JANUS/PERKINS

Account Number:
Statement Period:71-N279-02-2
01/01/12 - 12/31/12

Sale Activity

	Date	Proceeds	Realized Gain/Loss
Sold 7 Shs 10/19/12 To Liquidnet Inc @ 47.6717	10/24/12	333.44	226.34
Sold 93 Shs 10/19/12 To JP Morgan Clearing Corp @ 47.3426	10/24/12	4,399.50	2,976.60
Thomas & Betts Corp Com Sold 200 Shs 01/30/12 To Jonestrading Institutional Svcs @ 71.01	02/02/12	14,195.73	7,180.99
Sold 300 Shs 03/22/12 To Investment Technology Group Inc @ 71.6833	03/27/12	21,497.10	7,096.12
To Remove 300 Shs on Cash Merger @ 72 Per Sh	05/17/12	21,600.00	7,640.19
Tidewater Inc Com Sold 61 Shs 02/02/12 To Jefferies & Co @ 57.3507	02/07/12	3,496.18	354.89
Sold 39 Shs 02/02/12 To Jefferies & Co @ 56.7584	02/07/12	2,212.16	203.80
Sold 133 Shs 02/15/12 To Goldman Sachs Execution & Clrng @ 59.5908	02/21/12	7,922.77	1,102.82
Sold 17 Shs 02/16/12 To UBS Warburg LLC @ 59.9732	02/22/12	1,019.18	166.18
Sold 50 Shs 02/16/12 To Liquidnet Inc @ 60.0194	02/22/12	2,999.41	522.55
Sold 100 Shs 02/16/12 To Morgan Stanley & Co @ 61.4125	02/22/12	6,137.63	1,191.83
Urs Corp New Com Sold 200 Shs 01/12/12 To Keybanc Capital Mkts Inc.(McDon @ 38.3947	01/18/12	7,671.79	-1,071.81
Sold 100 Shs 01/12/12 To Liquidnet Inc @ 38.1826	01/18/12	3,815.18	-504.33
Sold 59 Shs 01/19/12 To Keybanc Capital Mkts Inc.(McDon @ 40.3486	01/24/12	2,378.45	-170.06
Sold 123 Shs 01/20/12 To Keybanc Capital Mkts Inc.(McDon @ 40.0555	01/25/12	4,922.42	-390.58
Sold 18 Shs 01/20/12 To Liquidnet Inc @ 40.09	01/25/12	721.06	-56.45

WESTLAKE HEALTH FDN - JANUS/PERKINS

Account Number:
Statement Period:

71-N279-02-2
01/01/12 - 12/31/12

Sale Activity

	Date	Proceeds	Realized Gain/Loss
Sold 63 Shs 02/02/12 To Keybank Capital Mkts Inc.(McDon @ 41.8094	02/07/12	2,631.72	-77.07
Sold 54 Shs 02/02/12 To Liquidnet Inc @ 42.045	02/07/12	2,268.76	-53.05
Sold 83 Shs 02/02/12 To Barclays Capital Le @ 42.085	02/07/12	3,491.33	-77.39
Sold 33 Shs 02/21/12 To Investment Technology Group Inc @ 45.215	02/24/12	1,491.24	79.51
Sold 67 Shs 02/21/12 To R W Baird & Co @ 44.9826	02/24/12	3,011.42	167.25
Sold 10 Shs 02/21/12 To Investment Technology Group Inc @ 45.025	02/24/12	449.99	25.98
Sold 106 Shs 02/21/12 To R W Baird & Co @ 44.8907	02/24/12	4,754.61	274.76
Sold 14 Shs 02/21/12 To Liquidnet Inc @ 44.99	02/24/12	629.42	40.18
Sold 70 Shs 02/21/12 To Barclays Capital Le @ 44.8724	02/24/12	3,139.61	193.59
Sold 241 Shs 03/14/12 To Jonestrading Institutional Svcs @ 43.4518	03/19/12	10,464.46	414.52
Sold 179 Shs 03/15/12 To Jonestrading Institutional Svcs @ 43.577	03/20/12	7,794.77	593.48
Sold 80 Shs 03/16/12 To Jonestrading Institutional Svcs @ 43.6568	03/21/12	3,490.08	327.76
Sold 44 Shs 09/13/12 To Cantor Fitzgerald & Co @ 37.4031	09/18/12	1,644.82	-269.86
Sold 77 Shs 09/14/12 To Cantor Fitzgerald & Co @ 37.6774	09/19/12	2,899.55	-438.34
Sold 50 Shs 09/17/12 To Cantor Fitzgerald & Co @ 36.967	09/20/12	1,847.30	-296.45
Sold 29 Shs 09/18/12 To Cantor Fitzgerald & Co @ 36.6677	09/21/12	1,062.75	-180.62
Sold 64 Shs 12/11/12 To UBS Warburg LLC @ 39.4474	12/14/12	2,523.29	-220.71

WESTLAKE HEALTH FDN - JANUS/PERKINS

Account Number:
Statement Period:71-N279-02-2
01/01/12 - 12/31/12

Sale Activity

	Date	Proceeds	Realized Gain/Loss
Sold 36 Shs 12/11/12 To Keybank Capital Mkts Inc (McDon @ 39.4405	12/14/12	1,418.56	-124.94
Wms Inds Inc Com Sold 2 Shs 01/12/12 To Credit Suisse First Boston Corp @ 20.9675	01/18/12	41.89	-21.35
Sold 2 Shs 01/12/12 To UBS Warburg LLC @ 20.9697	01/18/12	41.89	-21.35
Sold 2 Shs 01/12/12 To Citigroup Global Markets Inc (S @ 20.9667	01/18/12	41.88	-21.36
Sold 33 Shs 01/12/12 To Cantor Fitzgerald & Co @ 21.0209	01/18/12	693.01	-350.43
Sold 1 Shs 01/12/12 To Citation Group/Bcc Clrg @ 20.9604	01/18/12	20.93	-10.69
Sold 38 Shs 01/13/12 To Liquidnet Inc @ 20.685	01/19/12	784.87	-415.67
Sold 89 Shs 01/13/12 To Sanford C Bernstein & Co @ 20.7408	01/19/12	1,844.11	-966.48
Sold 20 Shs 01/17/12 To Instinet @ 20.9503	01/20/12	418.50	-213.09
Sold 13 Shs 01/17/12 To Barclays Capital Le @ 20.82	01/20/12	270.39	-140.15
Sold 189 Shs 02/17/12 To Liquidnet Inc @ 24.9	02/23/12	4,700.34	-1,268.22
Sold 11 Shs 02/17/12 To Pulse Trading LLC @ 24.9	02/23/12	273.78	-73.60
Sold 41 Shs 02/22/12 To JP Morgan Clearing Corp @ 24.428	02/27/12	1,000.09	-289.68
Sold 25 Shs 02/22/12 To JP Morgan Clearing Corp @ 24.1098	02/27/12	601.85	-183.46
Sold 223 Shs 02/23/12 To RBC Cap Mkts (Dain Rauscher) @ 23.0614	02/28/12	5,138.13	-1,848.65
Sold 29 Shs 02/23/12 To Pulse Trading LLC @ 23.17	02/28/12	671.62	-235.65
Sold 82 Shs 02/24/12 To RBC Cap Mkts (Dain Rauscher) @ 23.0107	02/29/12	1,885.20	-673.09

WESTLAKE HEALTH FDN - JANUS/PERKINS

Account Number:
Statement Period:71-N279-02-2
01/01/12 - 12/31/12

Sale Activity

	Date	Proceeds	Realized Gain/Loss
Sold 12 Shs 04/18/12 To Goldman Sachs Execution & Clrng @ 24.2266	04/23/12	290.47	-81.21
Sold 33 Shs 04/19/12 To Macquarie Securities (USA) Inc @ 24.1332	04/24/12	795.22	-226.90
Sold 9 Shs 04/20/12 To RBC Cap Mkts (Dain Rauscher) @ 24.2222	04/25/12	217.81	-60.95
Sold 3 Shs 04/20/12 To Merrill Lynch Pierce Fenner & S @ 24.335	04/25/12	72.94	-19.98
Sold 17 Shs 04/20/12 To RBC Cap Mkts (Dain Rauscher) @ 24.3383	04/25/12	413.40	-113.15
Sold 26 Shs 04/23/12 To Investment Technology Group Inc @ 23.7389	04/26/12	616.54	-188.77
Sold 20 Shs 04/24/12 To UBS Warburg LLC @ 23.8763	04/27/12	477.11	-142.36
Sold 21 Shs 04/25/12 To Liquidnet Inc @ 24.7182	04/30/12	518.43	-132.01
Sold 4 Shs 04/25/12 To Goldman Sachs Execution & Clrng @ 24.2195	04/30/12	96.79	-27.10
Sold 9 Shs 04/26/12 To UBS Warburg LLC @ 24.2089	05/01/12	217.69	-61.07
Sold 23 Shs 04/26/12 To UBS Warburg LLC @ 24.2983	05/01/12	558.38	-154.00
Sold 29 Shs 04/27/12 To Investment Technology Group Inc @ 24.4929	05/02/12	709.54	-188.69
Sold 6 Shs 04/30/12 To Investment Technology Group Inc @ 24.68	05/03/12	147.92	-37.92
Sold 3 Shs 04/30/12 To Morgan Stanley & Co @ 24.6755	05/03/12	73.96	-18.96
Sold 13 Shs 04/30/12 To Morgan Stanley & Co @ 24.5144	05/03/12	318.42	-84.23
Sold 4 Shs 05/01/12 To Investment Technology Group Inc @ 22.6583	05/04/12	90.52	-33.37
Sold 3 Shs 05/01/12 To Liquidnet Inc @ 22.9978	05/04/12	68.89	-24.25

WESTLAKE HEALTH FDN - JANUS/PERKINS

Account Number:
Statement Period:71-N279-02-2
01/01/12 - 12/31/12

Sale Activity

	Date	Proceeds	Realized Gain/Loss
Sold 32 Shs 09/11/12 To Goldman Sachs & Co @ 16.7506	09/14/12	534.88	-463.17
Sold 239 Shs 09/12/12 To Liquidnet Inc @ 16.6892	09/17/12	3,980.26	-3,395.62
Sold 33 Shs 09/12/12 To UBS Warburg LLC @ 16.7248	09/17/12	551.24	-459.55
Sold 37 Shs 09/27/12 To Sanford C Bernstein & Co @ 16.5419	10/02/12	611.29	-519.93
Sold 94 Shs 09/27/12 To Isi Group Inc @ 16.535	10/02/12	1,550.96	-1,316.68
Sold 24 Shs 09/27/12 To Liquidnet Inc @ 16.425	10/02/12	393.35	-338.81
Sold 24 Shs 09/28/12 To Liquidnet Inc @ 16.29	10/03/12	390.11	-341.30
Sold 211 Shs 09/28/12 To Sanford C Bernstein & Co @ 16.4266	10/03/12	3,461.71	-2,640.24
Sold 110 Shs 10/01/12 To UBS Warburg LLC @ 16.1573	10/04/12	1,775.06	-336.41
Sold 54 Shs 11/01/12 To Goldman Sachs & Co @ 17.0071	11/06/12	916.46	-114.68
Sold 217 Shs 11/02/12 To RBC Cap Mkts (Dain Rauscher) @ 15.6396	11/07/12	3,389.37	-660.18
Sold 95 Shs 11/05/12 To RBC Cap Mkts (Dain Rauscher) @ 15.3668	11/08/12	1,457.91	-304.31
Sold 34 Shs 11/06/12 To Investment Technology Group Inc @ 15.5501	11/09/12	527.49	-103.20
Warnaco Group Inc Com New Sold 100 Shs 01/04/12 To Jefferies & Co @ 53.6007	01/09/12	5,356.46	262.29
Sold 200 Shs 01/12/12 To Morgan Stanley & Co @ 52.5989	01/18/12	10,515.57	365.53
Sold 12 Shs 01/17/12 To Credit Suisse First Boston Corp @ 53.4284	01/20/12	640.88	44.66
Sold 3 Shs 01/17/12 To Investment Technology Group Inc @ 54.195	01/20/12	162.50	13.45

WESTLAKE HEALTH FDN - JANUS/PERKINS

Account Number:
Statement Period:

71-N279-02-2
01/01/12 - 12/31/12

Sale Activity

	Date	Proceeds	Realized Gain/Loss
Sold 7 Shs 01/18/12 To Investment Technology Group Inc @ 53.45	01/23/12	373.96	26.17
Sold 72 Shs 01/18/12 To Morgan Stanley & Co @ 53.0957	01/23/12	3,820.29	242.99
Sold 6 Shs 01/18/12 To Morgan Stanley & Co @ 52.9631	01/23/12	317.65	19.54
Sold 32 Shs 01/31/12 To Liquidnet Inc @ 58.078	02/03/12	1,857.50	267.59
Sold 68 Shs 01/31/12 To Barclays Capital Le @ 58.0241	02/03/12	3,944.20	565.64
Sold 19 Shs 09/06/12 To Barclays Capital Le @ 53.5	09/11/12	1,015.80	71.79
Sold 48 Shs 09/06/12 To Liquidnet Inc @ 53.665	09/11/12	2,574.18	189.31
Sold 14 Shs 09/06/12 To Barclays Capital Le @ 53.4551	09/11/12	747.86	57.22
Sold 3 Shs 09/06/12 To RBC Cap Mkts (Dain Rauscher) @ 53.5014	09/11/12	160.43	12.51
Sold 16 Shs 09/06/12 To RBC Cap Mkts (Dain Rauscher) @ 53.2277	09/11/12	851.30	62.42
Sold 28 Shs 09/13/12 To JP Morgan Clearing Corp @ 53.9077	09/18/12	1,508.82	128.28
Sold 72 Shs 09/14/12 To Liquidnet Inc @ 54.2202	09/19/12	3,901.24	367.98
Sold 300 Shs 10/31/12 To Jefferies & Co @ 70.9169	11/05/12	21,264.09	6,832.12
Sold 700 Shs 12/12/12 To Citigroup Global Markets Inc (S @ 71.1214	12/17/12	49,769.86	17,833.52
Washington Federal Inc Com Sold 21 Shs 03/22/12 To Investment Technology Group Inc @ 17.0006	03/27/12	356.47	-72.45
Sold 653 Shs 03/22/12 To RBC Cap Mkts (Dain Rauscher) @ 16.8514	03/27/12	10,990.70	-2,346.83
Sold 397 Shs 03/22/12 To Merrill Lynch Pierce Fenner & S @ 16.8147	03/27/12	6,667.38	-1,441.34

WESTLAKE HEALTH FDN - JANUS/PERKINS

Account Number:
Statement Period:71-N279-02-2
01/01/12 - 12/31/12

Sale Activity

	Date	Proceeds	Realized Gain/Loss
Sold 428 Shs 03/23/12 To UBS Warburg LLC @ 16.8008	03/28/12	7,182.05	-1,559.85
Sold 501 Shs 03/26/12 To Jefferies & Co @ 16.887	03/29/12	8,442.69	-1,790.24
Sold 175 Shs 05/31/12 To Jefferies & Co @ 16.2978	06/05/12	2,845.92	-728.45
West Pharmaceutical Svcs Inc Com Sold 104 Shs 05/17/12 To RBC Cap Mkts (Dain Rauscher) @ 45.6532	05/22/12	4,745.74	1,232.62
Sold 96 Shs 05/18/12 To RBC Cap Mkts (Dain Rauscher) @ 44.8157	05/23/12	4,300.29	1,057.41
Sold 27 Shs 05/22/12 To JP Morgan Clearing Corp @ 45.615	05/25/12	1,230.63	321.54
Sold 40 Shs 05/23/12 To Merrill Lynch Pierce Fenner & S @ 45.53	05/29/12	1,820.36	473.56
Sold 133 Shs 05/23/12 To UBS Warburg LLC @ 45.681	05/29/12	6,072.77	1,594.66
Sold 33 Shs 05/24/12 To UBS Warburg LLC @ 46.9782	05/30/12	1,549.58	438.49
Sold 38 Shs 05/25/12 To Investment Technology Group Inc @ 46.865	05/31/12	1,779.88	500.99
Sold 75 Shs 05/25/12 To UBS Warburg LLC @ 46.9545	05/31/12	3,520.01	1,023.94
Sold 54 Shs 05/25/12 To Merrill Lynch Pierce Fenner & S @ 46.795	05/31/12	2,525.79	741.37
Sold 100 Shs 05/31/12 To Credit Suisse First Boston Corp @ 47.8195	06/05/12	4,778.34	1,473.85
Sold 59 Shs 06/11/12 To RBC Cap Mkts (Dain Rauscher) @ 48.0517	06/14/12	2,833.80	884.15
Sold 8 Shs 06/12/12 To Investment Technology Group Inc @ 47.97	06/15/12	383.55	119.19
Sold 95 Shs 06/12/12 To RBC Cap Mkts (Dain Rauscher) @ 48.3097	06/15/12	4,587.41	1,448.14
Sold 38 Shs 06/12/12 To Sanford C Bernstein & Co @ 48.1557	06/15/12	1,829.11	573.40

WESTLAKE HEALTH FDN CUST-PINNACLE

Account Number:
Statement Period:

71-N279-07-1
01/01/12 - 12/31/12

Sale Activity

	Date	Proceeds	Realized Gain/Loss
Sold 1800 Shs 12/12/12 To Merrill Lynch @ 5.6834	12/17/12	10,157.89	2,672.77
Avnet Inc Com Sold 600 Shs 03/14/12 To Needham & Co @ 35.7317	03/19/12	21,408.63	2,662.65
Sold 400 Shs 12/12/12 To Merrill Lynch @ 30.8918	12/17/12	12,336.44	-160.88
Baker Hughes Inc Com Sold 200 Shs 03/14/12 To Needham & Co @ 48.42	03/19/12	9,673.82	3,323.29
Sold 1021 Shs 11/13/12 To Merrill Lynch @ 40.8161	11/16/12	41,621.26	9,201.82
Barrett Bill Corp Com Sold 200 Shs 03/14/12 To Needham & Co @ 27.67	03/19/12	5,523.90	-5,311.92
Sold 1014 Shs 05/30/12 To Citation Group/Bcc Clrg @ 20.0715	06/04/12	20,301.34	-25,870.08
Belo Corp Com Ser A Sold 1100 Shs 12/12/12 To Merrill Lynch @ 7.3992	12/17/12	8,094.94	6,030.15
Brinks Co Com Sold 300 Shs 03/14/12 To Needham & Co @ 25.1467	03/19/12	7,528.87	1,295.71
Sold 200 Shs 12/12/12 To Merrill Lynch @ 29.69	12/17/12	5,927.87	1,772.43
Brooks Automation Inc New Com Sold 600 Shs 03/14/12 To Needham & Co @ 11.95	03/19/12	7,139.87	4,507.03
Sold 4300 Shs 09/10/12 To Stifel Nicolaus & Co @ 8.0144	09/13/12	34,289.14	16,070.14
Cae Inc Com Sold 1200 Shs 03/14/12 To Needham & Co @ 10.52	03/19/12	12,563.77	5,560.57

WESTLAKE HEALTH FDN CUST-PINNACLEAccount Number:
Statement Period:71-N279-07-1
01/01/12 - 12/31/12**Sale Activity**

	Date	Proceeds	Realized Gain/Loss
Sold 800 Shs 12/12/12 To Merrill Lynch @ 10.24	12/17/12	8,151.82	3,487.82
Cablevision Sys Corp Cablevision NY Group Com			
Sold 600 Shs 03/14/12 To Needham & Co @ 14.69	03/19/12	8,783.84	2,394.35
Sold 700 Shs 12/12/12 To Merrill Lynch @ 14.3029	12/17/12	9,976.81	2,522.41
Cameco Corp Com			
Sold 1100 Shs 03/14/12 To Needham & Co @ 23.4195	03/19/12	25,705.98	-442.24
Sold 600 Shs 12/12/12 To Merrill Lynch @ 19.36	12/17/12	11,585.74	-2,523.02
Cincinnati Bell Inc New Com			
Sold 4300 Shs 03/14/12 To Needham & Co @ 4	03/19/12	17,070.69	5,321.27
Sold 2700 Shs 12/12/12 To Merrill Lynch @ 5.268	12/17/12	14,115.28	6,767.50
Cognex Corp Com			
Sold 300 Shs 03/14/12 To Needham & Co @ 42.7207	03/19/12	12,800.97	8,643.60
Sold 100 Shs 12/12/12 To Merrill Lynch @ 37.63	12/17/12	3,757.92	2,372.13
Cummins Inc Com			
Sold 100 Shs 03/14/12 To Needham & Co @ 123.58	03/19/12	12,352.77	9,127.77
Sold 400 Shs 12/12/12 To Merrill Lynch @ 106.2113	12/17/12	42,463.57	29,579.38
Diebold Inc Com			
Sold 200 Shs 03/14/12 To Needham & Co @ 38.65	03/19/12	7,719.86	2,577.28
Sold 200 Shs 12/12/12 To Merrill Lynch @ 30.85	12/17/12	6,159.86	1,017.28

WESTLAKE HEALTH FDN CUST-PINNACLE

Account Number:
Statement Period:71-N279-07-1
01/01/12 - 12/31/12

Sale Activity

	Date	Proceeds	Realized Gain/Loss
Discovery Communications Inc New Com Ser C			
Sold 600 Shs 03/14/12 To Needham & Co @ 44.7734	03/19/12	26,833.55	14,134.31
Sold 500 Shs 12/12/12 To Merrill Lynch @ 57.594	12/17/12	28,771.35	18,549.90
Energy Transfer Partners L P Unit LTD Partner Ship Int			
Reversed on 11/02/2012 Incorrect Price S/B 43.853962	10/17/12	43.51	12.74
Sold .833 Shs 10/17/12 To Misc Broker @ 52.24			
To Reverse Entry of 10/17/12 Incorrect Price S/B 43.853962	11/02/12	-43.51	-12.74
Sold .833 Shs 10/17/12 To Misc Broker @ 52.24			
Sold .833 Shs 10/17/12 To Misc Broker @ 43.853962	11/02/12	36.53	5.76
Sold 1036 Shs 11/09/12 To Barclays Capital Le @ 42.3238	11/15/12	43,794.67	5,526.82
Gannett Inc Com			
Sold 1500 Shs 03/14/12 To Needham & Co @ 14.91	03/19/12	22,289.59	288.16
Sold 800 Shs 12/12/12 To Merrill Lynch @ 17.98	12/17/12	14,343.68	2,346.96
Goodrich Corp Com			
Sold 1200 Shs 01/04/12 To Citation Group/Bcc Clrg @ 123.414	01/09/12	148,033.96	89,171.96
Sold 100 Shs 03/14/12 To Needham & Co @ 126.33	03/19/12	12,627.77	7,731.77
Sold 1000 Shs 06/14/12 To Citation Group/Bcc Clrg @ 126.4336	06/19/12	126,380.77	77,601.76
Harmonic Inc Com			
Sold 1800 Shs 03/14/12 To Needham & Co @ 5.67	03/19/12	10,133.81	-7,468.24

WESTLAKE HEALTH FDN CUST-PINNACLE

Account Number:
Statement Period:71-N279-07-1
01/01/12 - 12/31/12

Sale Activity

	Date	Proceeds	Realized Gain/Loss
Sold 900 Shs 12/12/12 To Merrill Lynch @ 4.769	12/17/12	4,265.00	-4,370.77
Helmerich & Payne Inc Com Sold 400 Shs 03/14/12 To Needham & Co @ 58.73	03/19/12	23,471.57	11,795.55
Sold 200 Shs 12/12/12 To Merrill Lynch @ 55.46	12/17/12	11,081.75	5,517.49
Hexcel Corp Com Sold 600 Shs 03/14/12 To Needham & Co @ 24.6817	03/19/12	14,778.75	9,438.15
Sold 300 Shs 12/12/12 To Merrill Lynch @ 26.1967	12/17/12	7,843.83	5,199.73
Iac / Interactivecorp Com Par \$.001 Sold 300 Shs 03/14/12 To Needham & Co @ 48.901	03/19/12	14,655.03	9,897.03
Sold 100 Shs 12/12/12 To Merrill Lynch @ 45.07	12/17/12	4,501.90	2,915.90
Immunogen Inc Com Sold 500 Shs 03/14/12 To Needham & Co @ 13.3504	03/19/12	6,650.07	2,601.27
Sold 100 Shs 12/12/12 To Merrill Lynch @ 13.25	12/17/12	1,319.97	510.21
Ion Geophysical Corp Com Sold 900 Shs 03/14/12 To Needham & Co @ 6.27	03/19/12	5,606.89	3,702.37
Sold 500 Shs 12/12/12 To Merrill Lynch @ 6.15	12/17/12	3,054.93	2,030.53
Isis Pharmaceuticals Calif Com Sold 900 Shs 03/14/12 To Needham & Co @ 8.24	03/19/12	7,379.86	-6,362.86
Sold 500 Shs 12/12/12 To Merrill Lynch @ 9.6239	12/17/12	4,791.84	-2,824.96

WESTLAKE HEALTH FDN CUST-PINNACLE

Account Number:
Statement Period:

71-N279-07-1
01/01/12 - 12/31/12

Sale Activity			
	Date	Proceeds	Realized Gain/Loss
JDS Uniphase Corp Com Par \$0.001 Sold 500 Shs 12/12/12 To Merrill Lynch @ 12.83	12/17/12	6,389.86	-117.69
Janus Capital Group Inc Com Sold 600 Shs 12/12/12 To Merrill Lynch @ 8.475	12/17/12	5,060.89	423.31
Kansas City Southern Com Sold 400 Shs 03/14/12 To Needham & Co @ 70.5125	03/19/12	28,184.49	21,980.49
Sold 100 Shs 12/12/12 To Merrill Lynch @ 81.075	12/17/12	8,102.32	6,583.52
Lsi Corp Com Sold 1800 Shs 03/14/12 To Needham & Co @ 9.03	03/19/12	16,181.70	6,690.90
Sold 1100 Shs 12/12/12 To Merrill Lynch @ 7.2	12/17/12	7,875.82	2,734.98
Lam Resh Corp Com Sold 300 Shs 03/14/12 To Needham & Co @ 42.5	03/19/12	12,734.77	3,895.27
Sold 500 Shs 06/12/12 To Misc Broker @ 38.33	06/12/12	19.17	4.44
Sold 500 Shs 12/12/12 To Merrill Lynch @ 36.465	12/17/12	18,207.09	4,504.88
Las Vegas Sands Corp Com Sold 200 Shs 01/24/12 To SBC Warburg Dillon Reed Inc. @ 47.95	01/27/12	9,579.81	8,091.81
Sold 600 Shs 03/14/12 To Needham & Co @ 55.64	03/19/12	33,353.39	28,999.63
Sold 500 Shs 12/12/12 To Merrill Lynch @ 44.93	12/17/12	22,439.50	18,857.30
Level 3 Communications Inc Com New Sold 300 Shs 03/14/12 To Needham & Co @ 24.81	03/19/12	7,427.86	3,420.22

WESTLAKE HEALTH FDN CUST-PINNACLE

Account Number:
Statement Period:71-N279-07-1
01/01/12 - 12/31/12**Sale Activity**

	Date	Proceeds	Realized Gain/Loss
Sold 600 Shs 12/12/12 To Merrill Lynch @ 20.665	12/17/12	12,368.72	4,376.51
Liberty Media Corporation Lib Cap Com A			
Sold 200 Shs 03/14/12 To Needham & Co @ 88.6068	03/19/12	17,711.04	15,340.46
Sold 200 Shs 12/12/12 To Merrill Lynch @ 108.7796	12/17/12	21,745.43	19,374.85
Lin TV Corp Cl A			
Sold 7300 Shs 08/06/12 To Citation Group/Bcc Clrg @ 3.9324	08/09/12	28,486.88	18,698.74
Madison Square Garden Co Cl A			
Sold 200 Shs 03/14/12 To Needham & Co @ 32.752	03/19/12	6,540.28	4,124.58
Sold 100 Shs 12/12/12 To Merrill Lynch @ 44.17	12/17/12	4,411.90	3,204.05
Meadwestvaco Corp Com			
Sold 300 Shs 03/14/12 To Needham & Co @ 31.31	03/19/12	9,377.83	4,616.83
Sold 200 Shs 12/12/12 To Merrill Lynch @ 31.0549	12/17/12	6,200.84	1,687.94
Medicines Co Com			
Sold 200 Shs 12/12/12 To Merrill Lynch @ 21.89	12/17/12	4,367.90	-162.92
Micromet Inc Com			
Tendered 9200 Shs 03/30/12 @ 11.00 Per Sh	03/30/12	101,200.00	42,002.79
Mosaic Co New Com			
Sold 300 Shs 03/14/12 To Needham & Co @ 54.7	03/19/12	16,394.70	4,146.42
Myriad Genetics Inc Com			
Sold 600 Shs 03/14/12 To Needham & Co @ 24.7701	03/19/12	14,831.79	-288.21

WESTLAKE HEALTH FDN CUST-PINNACLE

Account Number:
Statement Period:71-N279-07-1
01/01/12 - 12/31/12

Sale Activity

	Date	Proceeds	Realized Gain/Loss
Sold 300 Shs 12/12/12 To Merrill Lynch @ 27.805	12/17/12	8,326.31	766.31
Nii Hldgs Inc Com New Sold 900 Shs 12/12/12 To Merrill Lynch @ 5.22	12/17/12	4,661.89	-11,426.33
North Ameren Energy Partners Inc Com Sold 800 Shs 12/12/12 To Merrill Lynch @ 3.7041	12/17/12	2,939.21	-6,326.87
Novellus Sys Inc Com Sold 500 Shs 03/14/12 To Needham & Co @ 47.474	03/19/12	23,711.57	14,181.27
Onyx Pharmaceuticals Inc Del Com Sold 300 Shs 03/14/12 To Needham & Co @ 37.38	03/19/12	11,198.79	2,949.39
Sold 200 Shs 12/12/12 To Merrill Lynch @ 80.5187	12/17/12	16,093.38	10,593.78
Pall Corp Com Sold 500 Shs 03/14/12 To Needham & Co @ 59.48	03/19/12	29,714.46	16,432.12
Sold 100 Shs 12/12/12 To Merrill Lynch @ 61.925	12/17/12	6,187.36	3,550.58
Precision Castparts Corp Com Sold 100 Shs 03/14/12 To Needham & Co @ 174.78	03/19/12	17,472.68	10,408.68
Sold 200 Shs 12/12/12 To Merrill Lynch @ 184.51	12/17/12	36,891.17	22,763.17
Rti Intl Metals Inc Com Sold 400 Shs 03/14/12 To Needham & Co @ 22.2125	03/19/12	8,864.84	1,064.84
Sold 300 Shs 12/12/12 To Merrill Lynch @ 24.92	12/17/12	7,460.83	2,320.83

WESTLAKE HEALTH FDN CUST-PINNACLE

Account Number:
Statement Period:71-N279-07-1
01/01/12 - 12/31/12

Sale Activity

	Date	Proceeds	Realized Gain/Loss
Rf Micro Devices Inc Com Sold 1300 Shs 03/14/12 To Needham & Co @ 4.66	03/19/12	6,018.89	1,272.89
Sold 1600 Shs 12/12/12 To Merrill Lynch @ 4.4413	12/17/12	7,057.92	1,217.92
Raymond James Finl Inc Com Sold 400 Shs 03/14/12 To Needham & Co @ 36.64	03/19/12	14,635.73	8,023.05
Sold 100 Shs 12/12/12 To Merrill Lynch @ 36.9332	12/17/12	3,688.24	2,035.07
Regeneron Pharmaceuticals Com Sold 500 Shs 03/14/12 To Needham & Co @ 111.028	03/19/12	55,488.00	47,039.20
Sold 200 Shs 04/20/12 To Dain Rauscher Incorporated @ 126.8815	04/25/12	25,365.73	22,038.35
Sold 300 Shs 05/23/12 To Citation Group/Bcc Clrg @ 126.9799	05/29/12	38,078.12	33,087.05
Sold 150 Shs 10/16/12 To Barclays Capital Le @ 157.3481	10/19/12	23,594.19	21,098.65
Sold 300 Shs 11/27/12 To Merrill Lynch @ 174.9221	11/30/12	52,460.45	47,469.38
Sold 200 Shs 12/12/12 To Merrill Lynch @ 184.165	12/17/12	36,822.17	33,494.79
Robert Half Intl Inc Com Sold 300 Shs 03/14/12 To Needham & Co @ 30.29	03/19/12	9,071.83	2,752.83
Sold 300 Shs 12/12/12 To Merrill Lynch @ 29.82	12/17/12	8,930.80	2,642.80
Rowan Cos Inc Com Sold 300 Shs 03/14/12 To Needham & Co @ 35.81	03/19/12	10,727.80	3,623.41

WESTLAKE HEALTH FDN CUST-PINNACLE

Account Number:
Statement Period:71-N279-07-1
01/01/12 - 12/31/12**Sale Activity**

	Date	Proceeds	Realized Gain/Loss
Saks Inc Com Sold 900 Shs 03/14/12 To Needham & Co @ 11.49	03/19/12	10,295.81	6,065.81
Sold 500 Shs 12/12/12 To Merrill Lynch @ 10.866	12/17/12	5,407.88	3,057.88
Seachange International Inc Com Sold 1200 Shs 03/14/12 To Needham & Co @ 7.8553	03/19/12	9,378.19	30.43
Sold 800 Shs 12/12/12 To Merrill Lynch @ 9.9859	12/17/12	7,956.54	1,754.64
Seattle Genetics Inc Com Sold 600 Shs 03/14/12 To Needham & Co @ 18.68	03/19/12	11,177.79	5,799.48
Sold 500 Shs 12/12/12 To Merrill Lynch @ 24.5043	12/17/12	12,226.88	7,754.58
Shaw Group Inc Com Sold 200 Shs 03/14/12 To Needham & Co @ 31.63	03/19/12	6,315.88	-336.66
Sold 300 Shs 12/12/12 To Merrill Lynch @ 45.4	12/17/12	13,604.69	3,625.88
Sinclair Broadcast Group Inc Cl A Sold 1000 Shs 03/14/12 To Needham & Co @ 11.6949	03/19/12	11,644.68	6,696.18
Sold 800 Shs 12/12/12 To Merrill Lynch @ 11.3113	12/17/12	9,008.84	5,050.04
Sothebys Cl A Sold 300 Shs 03/14/12 To Needham & Co @ 38.5667	03/19/12	11,554.80	1,627.17
Sold 400 Shs 12/12/12 To Merrill Lynch @ 33.0409	12/17/12	13,196.06	-40.78
Stillwater Mng Co Com Sold 1300 Shs 03/14/12 To Needham & Co @ 12.9308	03/19/12	16,744.73	9,868.38

WESTLAKE HEALTH FDN CUST-PINNACLE

Account Number:
Statement Period:71-N279-07-1
01/01/12 - 12/31/12

Sale Activity

	Date	Proceeds	Realized Gain/Loss
Sold 600 Shs 12/12/12 To Merrill Lynch @ 12.26	12/17/12	7,325.84	4,152.14
Suncoke Energy Inc Com Sold .114 Shs 01/31/12 To Misc Broker @ 13.488	01/31/12	1.54	0.72
Sold 1273 Shs 10/10/12 To Barclays Capital Le @ 16 738	10/15/12	21,243.34	12,360.65
Sunoco Inc Com Sold 300 Shs 03/14/12 To Needham & Co @ 39.82	03/19/12	11,930.78	6,234.91
To Remove 2100 Shs for Energy Transfer Partners and Cash Stock Rate: .49373 Per Sh Held Cash Rate: 26.4666644 Per Sh Held Partial Taxable Exchange	10/11/12	93,878.57	55,579.95
Tw Telecom Inc Com Sold 900 Shs 03/14/12 To Needham & Co @ 22.039	03/19/12	19,789.74	11,732.62
Sold 400 Shs 12/12/12 To Merrill Lynch @ 25.2525	12/17/12	10,080.77	6,553.65
Telephone & Data Sys Inc Com New Sold 400 Shs 12/12/12 To Merrill Lynch @ 22.6113	12/17/12	9,024.32	-1,132.80
Trimble Nav LTD Com Sold 600 Shs 03/14/12 To Needham & Co @ 52.6251	03/19/12	31,544.49	18,664.36
Sold 300 Shs 12/12/12 To Merrill Lynch @ 59.65	12/17/12	17,879.60	7,549.10
Triquint Semiconductor Inc Com Sold 1700 Shs 03/14/12 To Needham & Co @ 6.52	03/19/12	11,015.80	1,652.80
Sold 1000 Shs 12/12/12 To Merrill Lynch @ 5.01	12/17/12	4,969.89	-270.11

WESTLAKE HEALTH FDN CUST-PINNACLE

Account Number:
Statement Period:71-N279-07-1
01/01/12 - 12/31/12

Sale Activity

	Date	Proceeds	Realized Gain/Loss
Unifi Inc Com New Sold 500 Shs 03/14/12 To Needham & Co @ 9.7	03/19/12	4,829.91	-2,556.04
Sold 300 Shs 12/12/12 To Merrill Lynch @ 13.0105	12/17/12	3,888.06	-543.51
United States Cellular Corp Com Sold 200 Shs 03/14/12 To Needham & Co @ 42.7003	03/19/12	8,529.90	1,201.90
Sold 200 Shs 12/12/12 To Merrill Lynch @ 35.62	12/17/12	7,113.84	-104.16
United Sts Stl Corp New Com Sold 200 Shs 03/14/12 To Needham & Co @ 29.25	03/19/12	5,839.89	-5,278.19
Sold 200 Shs 12/12/12 To Merrill Lynch @ 22.49	12/17/12	4,487.90	-6,630.18
Valspar Corp Com Sold 500 Shs 03/14/12 To Needham & Co @ 49.432	03/19/12	24,690.55	13,572.91
Sold 100 Shs 12/12/12 To Merrill Lynch @ 61.355	12/17/12	6,130.36	3,929.68
Vishay Intertechnology Inc Com Sold 900 Shs 03/14/12 To Needham & Co @ 11.9	03/19/12	10,664.80	5,506.80
Sold 700 Shs 12/12/12 To Merrill Lynch @ 10.0658	12/17/12	7,010.90	3,004.42
Waddell & Reed Finl Inc Cl A Sold 400 Shs 03/14/12 To Needham & Co @ 32.4	03/19/12	12,939.76	3,378.50
Sold 300 Shs 12/12/12 To Merrill Lynch @ 33.19	12/17/12	9,941.78	2,172.74
Whirlpool Corp Com Sold 800 Shs 01/20/12 To Raymond James & Associates @ 54.4155	01/25/12	43,491.56	3,692.99

WESTLAKE HEALTH FDN CUST-PINNACLEAccount Number:
Statement Period:71-N279-07-1
01/01/12 - 12/31/12**Sale Activity**

	Date	Proceeds	Realized Gain/Loss
Winn Dixie Stores Inc Com New To Remove 7,200 Shs on Cash Merger @ 9.50 Per Sh	03/12/12	68,400.00	29,005.20
BMO Govt Money Market Fd Y # 605 Sales (31) 01/01/12 To 12/31/12	12/31/12	1,439,235.15	
Total Sales		\$ 4,110,644.35	\$ 1,165,599.80

Non-Cash Activity

	Date	Cost
Rowan Companies PLC Shs Cl A Recd 2800 Shs As A Mandatory Exchange of Rowan Cos Inc Com on Basis of 1 Shs for Each 1 Sh Held	05/04/12	54,796.29
Acco Brands Corp Com Recd 758,691 Shs As A Spin-Off By Meadwestvaco Corp Com on Basis of .3298655665 Shs for Each 1 Sh Held To Record Tax Cost	05/01/12 05/08/12	 4,508.66
Lam Resh Corp Com Recd 3937.500 Shs As A Mandatory Exchange of Novellus Sys Inc Com on Basis of 1.125 Shs for Each 1 Sh Held	06/06/12	61,442.18
Meadwestvaco Corp Com Adjust Tax Cost Due To Spin-Off of Acco Brands Corp Com	05/08/12	-4,508.66
Novellus Sys Inc Com To Remove 3500 Shs In Exchange for Lam Resh Corp Com	06/06/12	-61,442.18
Rowan Cos Inc Com To Remove 2800 Shs In Exchange for Rowan Companies PLC Shs Cl A	05/04/12	-54,796.29

WESTLAKE HEALTH FDN CUST - STRALEM

Account Number:
Statement Period:71-N279-04-8
01/01/12 - 12/31/12

Sale Activity			
	Date	Proceeds	Realized Gain/Loss
AT&T Inc Com Sold 2500 Shs 05/15/12 To Pershing LLC @ 33.49	05/18/12	83,691.87	13,476.62
Sold 1200 Shs 10/05/12 To BNY Convergenx @ 37.95	10/09/12	45,523.97	11,820.65
Abbott Laboratories Com Sold 600 Shs 03/14/12 To Pershing LLC @ 58.8317	03/19/12	35,289.38	11,110.40
Sold 700 Shs 05/15/12 To Pershing LLC @ 61.92	05/18/12	43,334.27	15,125.46
Sold 600 Shs 10/05/12 To BNY Convergenx @ 71.535	10/09/12	42,912.53	18,733.55
American Elec Pwr Inc Com Sold 10200 Shs 05/03/12 To Sanford C Bernstein & Co @ 38.7725	05/08/12	395,343.14	27,505.64
Caterpillar Inc Com Sold 700 Shs 03/14/12 To Pershing LLC @ 112.1657	03/19/12	78,504.07	53,654.42
Celgene Corp Com Sold 900 Shs 03/14/12 To Pershing LLC @ 75.8318	03/19/12	68,233.89	16,865.04
Sold 1300 Shs 10/05/12 To BNY Convergenx @ 80.403	10/09/12	104,505.30	30,305.85
Chevron Corp New Com Sold 200 Shs 05/15/12 To Pershing LLC @ 101.81	05/18/12	20,359.04	11,242.04
Sold 500 Shs 10/05/12 To BNY Convergenx @ 117.8601	10/09/12	58,922.47	36,129.97
Coca Cola Co Com Sold 200 Shs 03/14/12 To Pershing LLC @ 70.322	03/19/12	14,061.14	1,216.62
Sold 700 Shs 05/15/12 To Pershing LLC @ 76.88	05/18/12	53,806.04	-8,850.22--

WESTLAKE HEALTH FDN CUST - STRALEM

Account Number:
Statement Period:71-N279-04-8
01/01/12 - 12/31/12

Sale Activity

	Date	Proceeds	Realized Gain/Loss
Sold 800 Shs 10/05/12 To BNY Convergenx @ 38.5	10/09/12	30,789.31	5,100.27
Consolidated Edison Inc Com Sold 6850 Shs 02/08/12 To Pershing LLC @ 59.2072	02/13/12	405,458.78	130,663.28
Danaher Corp Com Sold 1400 Shs 03/14/12 To Pershing LLC @ 54.4243	03/19/12	76,171.64	23,303.86
Sold 500 Shs 05/15/12 To Pershing LLC @ 53.05	05/18/12	26,518.15	7,636.80
Sold 500 Shs 10/05/12 To BNY Convergenx @ 56.6641	10/09/12	28,325.16	9,443.81
Dominion Res Inc VA New Com Sold 600 Shs 05/15/12 To Pershing LLC @ 52.2575	05/18/12	31,346.29	4,169.23
Dow Chem Co Com Sold 3200 Shs 03/14/12 To Pershing LLC @ 34.3616	03/19/12	109,907.14	24,202.82
du Pont E I De Nemours & Co Com Sold 300 Shs 05/15/12 To Pershing LLC @ 50.63	05/18/12	15,184.90	-915.50
Eaton Corp Com To Remove 8,400 Shs for Eaton Corp PLC Shs Stock Rate: 1 Per Sh Held Fully Taxable Exchange	12/03/12	436,007.04	13,967.94
Exxon Mobil Corp Com Sold 400 Shs 05/15/12 To Pershing LLC @ 82.2	05/18/12	32,874.26	10,729.66
Sold 600 Shs 10/05/12 To BNY Convergenx @ 92.67	10/09/12	55,593.25	22,376.34
General Elec Co Com Sold 1500 Shs 03/14/12 To Pershing LLC @ 19.8029	03/19/12	29,681.31	-867.69

WESTLAKE HEALTH FDN CUST - STRALEM

Account Number:
Statement Period:

71-N279-04-8
01/01/12 - 12/31/12

Sale Activity			
	Date	Proceeds	Realized Gain/Loss
Sold 1000 Shs 05/15/12 To Pershing LLC @ 18.53	05/18/12	18,517.08	-1,848.92
Sold 4000 Shs 10/05/12 To BNY Convergenx @ 23.15	10/09/12	92,547.92	11,810.03
Intel Corp Com Sold 1700 Shs 03/14/12 To Pershing LLC @ 27.5139	03/19/12	46,747.28	16,321.46
International Business Machs Corp Com Sold 300 Shs 03/14/12 To Pershing LLC @ 204.5	03/19/12	61,344.39	27,118.20
Sold 100 Shs 05/15/12 To Pershing LLC @ 200.66	05/18/12	20,064.30	8,655.57
Kroger Co Com Sold 1400 Shs 05/15/12 To Pershing LLC @ 22.3307	05/18/12	31,244.77	2,091.03
Sold 20500 Shs 06/06/12 To Investment Technology Group Inc @ 21.9231	06/11/12	449,157.23	22,263.18
Merck & Co Inc New Com Sold 1600 Shs 10/05/12 To BNY Convergenx @ 46.2731	10/09/12	74,015.30	11,198.82
Microsoft Corp Com Sold 1500 Shs 03/14/12 To Pershing LLC @ 32.7039	03/19/12	49,032.46	8,674.01
Nextera Energy Inc Com Sold 900 Shs 10/05/12 To BNY Convergenx @ 71.0278	10/09/12	63,912.33	5,436.99
PPL Corp Com Sold 1500 Shs 05/15/12 To Pershing LLC @ 27.27	05/18/12	40,885.33	-1,800.47
Pfizer Inc Com Sold 2600 Shs 05/15/12 To Pershing LLC @ 22.36	05/18/12	58,102.19	11,755.89

WESTLAKE HEALTH FDN CUST - STRALEMAccount Number:
Statement Period:71-N279-04-8
01/01/12 - 12/31/12**Sale Activity**

	Date	Proceeds	Realized Gain/Loss
Sold 1400 Shs 10/05/12 To BNY Convergenx @ 25.55	10/09/12	35,751.69	10,795.99
Philip Morris Intl Inc Com Sold 200 Shs 05/15/12 To Pershing LLC @ 85.24	05/18/12	17,045.11	-958.35
Sold 500 Shs 10/05/12 To BNY Convergenx @ 93.8	10/09/12	46,892.69	1,884.04
Qualcomm Inc Com Sold 1000 Shs 03/14/12 To Pershing LLC @ 65.1516	03/19/12	65,135.42	15,301.52
Southern Co Com Sold 600 Shs 05/15/12 To Pershing LLC @ 45.47	05/18/12	27,273.88	9,085.60
Thermo Fisher Corp Com Sold 700 Shs 10/05/12 To BNY Convergenx @ 61.22	10/09/12	42,844.29	7,014.86
3M Co Com Sold 4900 Shs 03/06/12 To Investment Technology Group Inc @ 85.2252	03/09/12	417,522.46	45,236.89
United Technologies Corp Com Sold 300 Shs 03/14/12 To Pershing LLC @ 86.402	03/19/12	25,915.63	4,940.89
Wal Mart Stores Inc Com Sold 600 Shs 03/14/12 To Pershing LLC @ 61.012	03/19/12	36,597.54	3,721.92
Sold 7100 Shs 04/24/12 To Investment Technology Group Inc @ 57.9115	04/27/12	411,073.68	36,210.99
BMO Govt Money Market Fd Y # 605 Sales (15) 01/01/12 To 12/31/12	12/31/12	3,063,450.61	
Total Sales		\$ 7,517,417.92	\$ 760,757.44

WESTLAKE HEALTH FDN CUST - MUTUAL FD

Account Number:
Statement Period:

71-N279-03-0
01/01/12 - 12/31/12

Purchase Activity

	Date	Income Cash	Principal Cash
Recd 12349.870 Shs As A Reinvested Capital Gains Distribution	12/14/12		-134,984.09
Recd 20377.264 Shs As A Reinvested Capital Gains Distribution	12/14/12		-222,723.51
Recd 6351.096 Shs As A Reinvested Div At \$ 10.890 Per Sh	12/28/12		-69,163.43
Pointer Offshore, LTD. (Offshore) Initial Purchase for	12/21/12		-5,700,000.00
Wellington Diversified Inflation Hedge			
Dividend Reinvestment	01/31/12		-3,868.61
Dividend Reinvestment	02/29/12		-7,599.74
Dividend Reinvestment	03/30/12		-6,493.91
Dividend Reinvestment	04/30/12		-6,026.23
Dividend Reinvestment	05/31/12		-16,783.09
Dividend Reinvestment	06/29/12		-8,874.19
Dividend Reinvestment	07/31/12		-3,092.80
Dividend Reinvestment	08/31/12		-8,486.96
Dividend Reinvestment	09/28/12		-5,017.51
Dividend Reinvestment	10/31/12		-3,396.72
Dividend Reinvestment	11/30/12		-10,724.80
Dividend Reinvestment	12/31/12		-7,508.08
BMO Govt Money Market Fd Y # 605 Purchases (45) 01/01/12 To 12/31/12	12/31/12		-6,087,355.39
Total Purchases		\$ 0.00	\$ -20,778,555.83

Sale Activity

	Date	Proceeds	Realized Gain/Loss
Memo Entry RE: Adams Street Partnership Fund - 2005 US Fund LP			
Distribution #7	02/28/12	83,486.00	
Distribution #8	06/27/12	157,916.00	
Distribution #9	10/25/12	117,410.00	
Memo Entry RE: Adams Street Partnership Fund - 2005 Non US Fund LP			
Cash Distribution #7	05/25/12	49,699.00	
Distribution #8	08/31/12	45,579.00	
Distribution #9	12/26/12	37,134.00	
Memo Entry RE: Coast Diversified Levered Fd II Alternative LTD			
Redemption	01/17/12	32,690.99	
Redemption	04/17/12	77,105.08	
Redemption	07/18/12	44,877.65	

WESTLAKE HEALTH FDN CUST - MUTUAL FD

Account Number:
Statement Period:71-N279-03-0
01/01/12 - 12/31/12

Sale Activity

	Date	Proceeds	Realized Gain/Loss
Redemption	10/17/12	85,097.33	
Memo Entry: Adams Street 2007 Direct Fund L.P.			
Cash Distribution #7	03/09/12	2,364.00	
Distribution #8	12/26/12	23,639.00	
Memo Entry RE: Adams Street Partnership Fund - 2007 US Fund LP #P63343			
Cash Distribution #6	03/12/12	65,983.00	
Distribution #7	11/08/12	167,852.00	
Memo Entry RE: Adams Street Partnership Fund - 2007 Non-U.S. Fund L.P. (#P89121)			
Cash Distribution #2	03/12/12	44,093.00	
Distribution #3	11/29/12	40,766.00	
Harrison Street Real Estate Partners III, L.P. Collateral Account			
Distribution	10/24/12	192,043.00	
Return of Capital 100,463.00			
Realized Gain 91,580.00			
Distribution	11/21/12	65,675.00	
Return of Capital \$40334.00			
Realized Gain \$25341.00			
Distribution	12/27/12	104,621.00	
Return of Capital \$58157.00			
Realized Gain \$46464.00			
Adams Street Partnership Fund - 2009 Non-U.S. Developed Markets Fund LP			
Distribution #1	11/26/12	40,127.00	
Adams Street 2009 Direct Fund L.P.			
Distribution #3	02/22/12	73,550.00	
Adams Street Partnership Fund 2009 U.S. Fund, L.P.			
Distribution #1	04/20/12	39,115.00	
Distribution #2	10/01/12	56,031.00	
Distribution #3	11/02/12	70,867.00	
DFA Emerging Markets Value Fund #95			
Long Term Capital Gains Dist of \$.585 Per Sh on 60,163 Sh	12/18/12	35,195.93	35,195.93
Dodge & Cox International Stock Fd #1048			
Sold 15822.785 Shs 08/10/12 @ 31.6	08/13/12	500,000.00	-196,677.22

WESTLAKE HEALTH FDN CUST - MUTUAL FD

Account Number:
Statement Period:

71-N279-03-0
01/01/12 - 12/31/12

Sale Activity			
	Date	Proceeds	Realized Gain/Loss
Sold 11373.330 Shs 12/18/12 @ 35.17	12/19/12	400,000.00	-100,767.72
Sold 159572.999 Shs 12/20/12 @ 34.84	12/21/12	5,559,523.29	-860,477.68
Lexington Capital Partners VII (Offshore) LP			
Incoming Wire Recd from Lcp VII Offshore LP-	01/30/12	16,396.00	
Cash Distribution			
Incoming Wire Recd from Lcp VII Offshore LP -	03/30/12	26,233.00	
Cash Distribution			
Cash Distribution-	04/30/12	19,675.00	
Incoming Wire Recd from Cash Distribution	05/31/12	37,463.00	
Incoming Wire Recd from- Cash Distribution-	06/29/12	32,792.00	
Incoming Wire Recd from Lcp VII Offshore LP -	08/30/12	81,979.00	
Cash Distribution			
Distribution	09/28/12	29,512.00	
Distribution	10/31/12	47,422.00	
Cash Distribution	11/30/12	22,954.00	
Distribution	12/31/12	65,583.00	
PIMCO Low Duration Fund #36			
Sold 28901.734 Shs 03/22/12 @ 10.38	03/23/12	300,000.00	1,372.94
Sold 23496.241 Shs 10/31/12 @ 10.64	11/01/12	250,000.00	7,577.72
Long Term Capital Gains Dist of \$.018 Per Sh on 390,328 Sh	12/14/12	7,171.12	7,171.12
Short Term Capital Gains Dist of \$.086 Per Sh on 390,328 Sh	12/14/12	33,909.81	33,909.81
Sold 21367.521 Shs 12/20/12 @ 10.53	12/21/12	225,000.00	5,087.13
PIMCO Moderate Duration Fd Cl I #120			
Sold 16760.829 Shs 01/23/12 @ 10.62	01/24/12	178,000.00	504.54
Sold 23277.467 Shs 02/17/12 @ 10.74	02/21/12	250,000.00	3,502.92
Sold 18235.202 Shs 06/22/12 @ 10.88	06/25/12	198,399.00	3,416.32
Sold 22914.757 Shs 06/28/12 @ 10.91	06/29/12	250,000.00	29,418.57
Sold 26640.107 Shs 10/01/12 @ 11.17	10/02/12	297,570.00	34,250.09
Long Term Capital Gains Dist of \$.095 Per Sh on 1,414,171 Sh	12/14/12	134,984.09	134,984.09

WESTLAKE HEALTH FDN CUST - MUTUAL FD

Account Number:
Statement Period:

71-N279-03-0
01/01/12 - 12/31/12

Sale Activity

	Date	Proceeds	Realized Gain/Loss
Short Term Capital Gains Dist of \$.157 Per Sh on 1,414,171 Sh Sold 38848.264 Shs 12/26/12 @ 10.94	12/14/12	222,723.51	222,723.51
	12/27/12	425,000.00	28,129.89
BMO Govt Money Market Fd Y # 605 Sales (24) 01/01/12 To 12/31/12	12/31/12	5,688,934.26	
Total Sales		\$ 17,054,141.06	\$ -610,678.04

TRUST ADMINISTRATOR TRACY VONHOLLE (239) 592-2475

YOUR ACCOUNT MAY BE INVESTED IN SHARES OF BMO FUNDS OR OTHER MUTUAL FUNDS FOR WHICH BMO HARRIS N.A. AND/OR ITS AFFILIATES PROVIDE INVESTMENT ADVISORY, CUSTODIAL, SHAREHOLDER SERVICING AND/OR SIMILAR ADMINISTRATIVE SERVICES FOR FEES THAT MAY BE BASED ON A PERCENTAGE OF ASSETS, OR OTHER REASONABLE COMPENSATION. ***EFFECTIVE AUGUST 15TH, FRACTIONAL SHARES OF PUBLICLY TRADED SECURITIES HELD IN CLIENT ACCOUNTS WILL BE COMBINED WITH OTHER FRACTIONAL SHARES OF LIKE SECURITIES HELD IN OTHER CLIENTS' ACCOUNTS TO CREATE WHOLE SHARES. THOSE WHOLE SHARES WILL BE SOLD ON THE MARKET AND EACH CLIENT'S ACCOUNT WILL BE CREDITED WITH ITS PROPORTIONATE SHARE OF THE PROCEEDS. IF A FRACTIONAL SHARE REMAINS AFTER THESE ACTIONS, BMO WILL PURCHASE THAT FRACTION BASED ON THE AVERAGE VALUE ACHIEVED FOR THE SOLD SHARES. BMO WILL THEN RETAIN THAT SHARE UNTIL IT MAY BE LATER COMBINED WITH OTHER FRACTIONAL SHARES AND SOLD ON THE MARKET. *** AS YOU MAY KNOW, M&I AND HARRIS JOINED TO CREATE BMO HARRIS BANK N.A. LAST YEAR. EFFECTIVE FOLLOWING CLOSE OF BUSINESS AUGUST 31, 2012 MARSHALL & ILSLEY TRUST COMPANY N.A. WAS MERGED INTO BMO HARRIS BANK N. A.

Grant
Payable
12/31/12

Tax Status	Grantee	Purpose	12/31/11	Approved	Returned	Rescinded	12/31/12
501 C-3	600 W. Fullon, Chicago, IL 60661	Melrose Park Clinic		25000	25000		
501 C-3	225 N. Michigan Ave., Chicago, IL 60601	Parent Navigation Services Program		25000	25000		
501 C-3	9901 Derby Lane, Westchester, IL 60154	Mortgage Reduction		50000	50000		
501 C-3	1720 N. ST NW, Washington, DC 20036	General Operating Support		3000	3000		
501 C-3	PO Box 2035, LaGrange, IL 60525	Supportive Services Program		25000	25000		
501 C-3	4000 Saint Paul Ave., Bellwood, IL 60608	Triple Play program		250000	33000		217,000
501 C-3	721 N. LaSalle Street, Chicago, IL 60654	Maywood Adolescent Parenting Program		90000	30000		60,000
501 C-3	9021 Ogden Ave., Brookfield, IL 60052	Adult Transitions program		25000	25000		
501 C-3	9021 Ogden Ave., Brookfield, IL 60052	Respite Array Program		120000	120000		
501 C-3	320 Lake Street, Oak Park, IL 60302	Medical, Dental, and social Service program		105000	35000		70,000
501 C-3	320 Lake Street, Oak Park, IL 60302	Capital Improvement Project		44772	44772		
501 C-3	650 N. Lakeview Parkway, Vernon Hills, IL 60061	Health Living Initiative	50,000		50000		
501 C-3	7133 Paragon Road, Suite 220, Dayton, OH 45459	Annual contribution		4000	4000		
501 C-3	1100 Connecticut Ave., NW, Washington, DC 20036	Funding Partner Contribution		3000	3000		
501 C-3	9649 W. 55th St., Countryside, IL 60525	General Operating Support		100000	100000		
501 C-3	820 N. Michigan Ave., Chicago, IL 60611	Nutrition Program/Proviso East High School	56,678	322	57000		
501 C-3	820 N. Michigan Ave., Chicago, IL 60611	West Suburban Cook County Scholars Program		1000000	200000		800,000
501 C-3	10001 W. Grand Avenue, Franklin Park, IL 60131	Benefits Assistance Program	100,000		100000		
501 C-3	26 W. 171 Roosevelt Rd., Wheaton, IL 60187	Swallowing and Voice Center		60000	60000		
501 C-3	25 N. Fifth Avenue, Maywood, IL 60153	Fit and Fun program		65000	65000		
501 C-3	1919 S. Highland Ave., Lombard, IL 60148	Young Hearts For Life Program	15,000		15000		
501 C-3	816 Harrison Street, Oak Park, IL 60304	Drop-in Center, Oak Park		20000	20000		188,000
501 C-3	1101 N. 23rd Avenue, Melrose Park, IL 60160	Make a Move Child/Adolescent Obesity	188,000	61,700			
501 C-3	1101 N. 23rd Avenue, Melrose Park, IL 60160	School Health Program		127,000			246,703
501 C-3	1101 N. 23rd Avenue, Melrose Park, IL 60160	Health Education and Prevention		150000	150000		
501 C-3	1101 N. 23rd Avenue, Melrose Park, IL 60160	Community and School Health Program Initiative		50000	50000		
501 C-3	14 Lake Street, Oak Park, IL 60301	Melrose Park Family Health Center Program		50000	50000		
501 C-3	333 N. LaGrange Rd., LaGrange Park, IL 60526	Seamless Communications Program		175000	75000		166,667
501 C-3	1550 Bidlop CT., Mt. Prospect, IL 60056	Community Outreach Program		100000	50000		100,000
501 C-3	1820 S. 25th Ave., Broadview, IL 60155	Comprehensive Child and Family Services	166,667		75000		
501 C-3	1820 S. 25th Ave., Broadview, IL 60155	Latino Mental Health Care Initiative		50000	50000		
501 C-3	1820 S. 25th Ave., Broadview, IL 60155	Vocational Support Program		50000	50000		
501 C-3	2909 Lake Shore Drive, Chicago, IL 60657	Endowed Chair	500,000				
501 C-3	21 Salt Creek Lane, Hinsdale, IL 60521	Health Education for Youth in Proviso Township		40000	40000		
501 C-3	520 S. Maple Ave., Oak Park, IL 60302	Mammography Program		49923	49923		
501 C-3	309-311 Harrison Oak Park, IL 60304	Training & Education Program		10000	10000		
501 C-3	3100 S. Central Ave., Cicero, IL 60804	Building Bridges to the Future program		50000	50000		
501 C-3	3100 S. Central Ave., Cicero, IL 60804	Community Employment Alternatives Program		50000	50000		30,000
501 C-3	610 S. Maple Ave., Oak Park, IL 60304	Food Pantry		45000	15000		
501 C-3	610 S. Maple Ave., Oak Park, IL 60304	Research Outcome Evaluation Program		36800	36800		
501 C-3	8765 W. Higgins, Chicago, IL 60631	Team SB 360 Program		5000	5000		
501 C-3	1076 W. Roosevelt Rd., Chicago, IL 60608	Frank J. McGarr Scholarship Fund		100000	100000		
501 C-3	2225 Enterprise Drive, Westchester, IL 60154	Access to care	40,000		500000		
501 C-3	2225 Enterprise Drive, Westchester, IL 60154	Specialty Care Fund	89,781				89,781
501 C-3	2000 Fifth Avenue, River Grove, IL 60171	Adult/Basic English as a Second Language	536,467		113,141	76009	347,317
501 C-3	2000 Fifth Avenue, River Grove, IL 60171	Scholarship program, cohorts 9,10,11, & 12		1250000	209196		1,250,000
501 C-3	2000 Fifth Avenue, River Grove, IL 60171	Scholarship program, cohorts 6,7 & 8	793,409		74633		784,213
501 C-3	2000 Fifth Avenue, River Grove, IL 60171	Scholarship program, cohort 5	155,458		5205		80,825
501 C-3	2000 Fifth Avenue, River Grove, IL 60171	Scholarship program, cohorts 2,3 & 4	16,807		122000		11,602
501 C-3	900 Chicago Ave., Melrose Park, IL 60160	Community Tennis Court Restoration		122000	122000		
501 C-3	PO Box 797, Oak Park, IL 60303	Project WIN		120000	40000		80,000
501 C-3	439 Bohland Ave., Bellwood, IL 60104	Elder Abuse Forensic Center		50000	50000		
501 C-3	439 Bohland Ave., Bellwood, IL 60104	LGBT Outreach Program		20000	20000		
501 C-3	1225 Lake Street, Melrose Park, IL 60660	Mammography Program		168675	168675		
			2,896,967	5,854,195	4,303,045	76,009	4,372,109
			JAN				
			FEB		51293		
			MARCH			277646	
			APRIL			92826	
			MAY			46286	
			JUNE			6000	
			JULY			119307	
			AUGUST			238700	
			SEPT			110000	
			OCT			151647	
			NOV			26139	
			DEC			2109000	
						4303044	

Grant Policy

Criteria for Grants

Each grant awarded must be used for the purpose of promoting community health generally in west suburban Cook County, Illinois, primarily to organizations located in Proviso Township. Grants may be awarded for either new projects or those that complement existing health care providers. Grants will be made only to organizations that have 501 (c) status from the Internal Revenue Service. Documentation of such status must be made by the Grantee before the grant award monies are disbursed by the Foundation. Grant requests will include a copy of the organization's outside auditor's report from the previous year. The Board of Trustees will make grants by unanimous vote.

Use of Funds Granted

Funds will be available for sponsorship of specific grants in the areas of a) Health Research efforts; b) Health Educational efforts; c) Illness Prevention; d) Health Promotion; e) Improved access to care; and f) direct health care. Funds shall be available for capital expenditures such as buildings as well as projects encompassing areas listed above. There shall be no restrictions with respect to race, sex, creed or financial need.

Grantee Reporting Responsibilities

General Responsibilities

Grantees are required to report back to the Foundation the results, progress and usage of grant funds received. The Foundation requires grantees, on a periodic basis, to report on the achievement that has or is being made on the grant's objectives as stated in the grant application. Monies that have been spent must also be reported, including the purpose for which they were spent.

Specific Requirements

- A. If a grant is made for a project in the amount of \$25,000 or less, a report needs to be made after the project is completed and annually if the project covers more than a twelve-month period.
- B. If the grant is for a project for an amount between \$25,001 and \$50,000 a report needs to be made after each six months from the award of the grant if the project covers more than a six-month time period, and after the project is complete.
- C. If the grant is for an amount of more than \$50,001, quarterly reports will be required after the award is made until the project is completed wherein a final report is required.
- D. The format of a grant report is not specified but must contain:
 - 1. The Grant Identification Number.
 - 2. The date of the award and the amount awarded.
 - 3. The original objectives of the grant (as stated in the grant application).
 - 4. Grantee expectations on being able to successfully complete the project.

5. The progress toward achieving those objectives and/or the results of the activity compared to the stated objectives.
6. The monies that have been expended and for what purposes.

Future Support

A Westlake Health Foundation grant does not guarantee further support or a pledge for future support.

Ineligibility

Westlake Health Foundation will not consider applications for the following:

1. Incomplete applications or applications without an assigned identification number.
2. Political organizations, campaigns or lobbying activities and/or organizations designed primarily for lobbying and advocacy.
3. Religious organizations for direct religious activities.
4. Endowment campaigns.
5. Fraternal organizations, societies or orders.
6. Benefit fundraisers, raffles, tickets, testimonial or recognition events.
7. Telephone solicitations.
8. Projects that benefit individuals.

Request for Application - Instructions

Please include the following supporting materials with your 'Request for Application':

- Statement of Purpose (approximately 50 words)
- Proof of 501 (c) status by the IRS

Then, please submit your 'Request for Application'. with all supporting materials to:

Westlake Health Foundation
One Lincoln Centre
18 West 140 Butterfield Road; Suite 1660
Oakbrook Terrace, IL 60181

Online Grant Application Forms

Note: Only potential applicants that have submitted a 'Request for Application' (see above), which has subsequently been approved, will be permitted to utilize the 'Online Grant Application' forms. Applications that have been submitted without proper authorization will be excluded from consideration by the Grants Committee.

Authorized Requests for Application

If your 'Request for Application' has been approved by the Westlake Health Foundation, you will receive an 'Approval Notification' via postal mail containing a unique 'Application ID' to enter in the 'Online Grant Application' Login page (link below). From that page, when you enter the authorized 'Application ID' that you have been given, you will then gain access to

the online application forms.

Online Grant Application

~ End of Grant Policy ~

Application for Extension of Time To File an Exempt Organization Return

OMB No. 1545-1709

► File a separate application for each return.

- If you are filing for an Automatic 3-Month Extension, complete only Part I and check this box ☒ **X**
- If you are filing for an Additional (Not Automatic) 3-Month Extension, complete only Part II (on page 2 of this form).

Do not complete Part II unless you have already been granted an automatic 3-month extension on a previously filed Form 8868.

Electronic filing (e-file). You can electronically file Form 8868 if you need a 3-month automatic extension of time to file (6 months for a corporation required to file Form 990-T), or an additional (not automatic) 3-month extension of time. You can electronically file Form 8868 to request an extension of time to file any of the forms listed in Part I or Part II with the exception of Form 8870, Information Return for Transfers Associated With Certain Personal Benefit Contracts, which must be sent to the IRS in paper format (see instructions). For more details on the electronic filing of this form, visit www.irs.gov/efile and click on e-file for Charities & Nonprofits.

Part I Automatic 3-Month Extension of Time. Only submit original (no copies needed).

A corporation required to file Form 990-T and requesting an automatic 6-month extension - check this box and complete

Part I only ☐

All other corporations (including 1120-C filers), partnerships, REMICs, and trusts must use Form 7004 to request an extension of time to file income tax returns.

Type or print	Name of exempt organization or other filer, see instructions.	Employer identification number (EIN) or
	WESTLAKE HEALTH FOUNDATION	36-3104071
File by the due date for filing your return. See instructions.	Number, street, and room or suite no. If a P.O. box, see instructions.	Social security number (SSN)
	ONE LINCOLN CENTER/18 W. 140 BUTTERFIELD RD, NO.	
	City, town or post office, state, and ZIP code. For a foreign address, see instructions.	
	OAKBROOK TERRACE, IL 60181	

Enter the Return code for the return that this application is for (file a separate application for each return) **04**

Application Is For	Return Code	Application Is For	Return Code
Form 990 or Form 990-EZ	01	Form 990-T (corporation)	07
Form 990-BL	02	Form 1041-A	08
Form 4720 (individual)	03	Form 4720	09
Form 990-PF	04	Form 5227	10
Form 990-T (sec. 401(a) or 408(a) trust)	05	Form 6069	11
Form 990-T (trust other than above)	06	Form 8870	12

TONY RUZICKA

- The books are in the care of ► **333 SKOKIE BOULEVARD - NORTHBROOK, IL 60062**
- Telephone No. ► **847-446-6400** FAX No. ►
- If the organization does not have an office or place of business in the United States, check this box ☐ **INTERNATIONAL ORGANIZATION**
- If this is for a Group Return, enter the organization's four digit Group Exemption Number (GEN) ☐ **2141** If this is for the whole group, check this box ☐ **2141** If it is for part of the group, check this box ☐ **2141** and attach a list with the names and EINs of all members of the extension group.

- 1 I request an automatic 3-month (6 months for a corporation required to file Form 990-T) extension of time until **AUGUST 15, 2013**, to file the exempt organization return for the organization named above. This extension is for the organization's return for:
- ☒ calendar year **2012** or
- ☐ tax year beginning _____, and ending _____

RECEIVED
24393

- 2 If the tax year entered in line 1 is for less than 12 months, check reason: ☐ Initial return ☐ Final return
- ☐ Change in accounting period

3a If this application is for Form 990-BL, 990-PF, 990-T, 4720, or 6069, enter the tentative tax, less any nonrefundable credits. See instructions.	3a	\$	51,827.
b If this application is for Form 990-PF, 990-T, 4720, or 6069, enter any refundable credits and estimated tax payments made. Include any prior year overpayment allowed as a credit.	3b	\$	51,274.
c Balance due. Subtract line 3b from line 3a. Include your payment with this form, if required, by using EFTPS (Electronic Federal Tax Payment System). See instructions.	3c	\$	553.

Caution. If you are going to make an electronic fund withdrawal with this Form 8868, see Form 8453-EO and Form 8879-EO for payment instructions.

LHA For Privacy Act and Paperwork Reduction Act Notice, see Instructions. Form 8868 (Rev. 1-2013)