



See a Social Security Number? Say Something!  
Report Privacy Problems to <https://public.resource.org/privacy>  
Or call the IRS Identity Theft Hotline at 1-800-908-4490



Return of Private Foundation  
or Section 4947(a)(1) Nonexempt Charitable Trust  
Treated as a Private Foundation

OMB No 1545-0052

2012

Department of the Treasury  
Internal Revenue Service

Note The foundation may be able to use a copy of this return to satisfy state reporting requirements

For calendar year 2012, or tax year beginning

, 2012, and ending

MCGRAW FOUNDATION  
653 LANDWEHR ROAD  
NORTHBROOK, IL 60062**A** Employer identification number  
36-2490000**B** Telephone number (see the instructions)  
847-291-9810**G** Check all that apply: ☐ Initial return ☐ Initial return of a former public charity  
☐ Final return ☐ Amended return  
☐ Address change ☐ Name change**H** Check type of organization. ☒ Section 501(c)(3) exempt private foundation  
☐ Section 4947(a)(1) nonexempt charitable trust ☐ Other taxable private foundation**I** Fair market value of all assets at end of year  
(from Part II, column (c), line 16)  
\$ 8,666,068.**J** Accounting method: ☒ Cash ☐ Accrual  
☐ Other (specify)  
(Part I, column (d) must be on cash basis)**C** If exemption application is pending, check here ☐**D 1** Foreign organizations, check here ☐**2** Foreign organizations meeting the 85% test, check here and attach computation ☐**E** If private foundation status was terminated under section 507(b)(1)(A), check here ☐**F** If the foundation is in a 60-month termination under section 507(b)(1)(B), check here ☐**Part I Analysis of Revenue and Expenses**

(The total of amounts in columns (b), (c), and (d) may not necessarily equal the amounts in column (a) (see instructions).)

	(a) Revenue and expenses per books	(b) Net investment income	(c) Adjusted net income	(d) Disbursements for charitable purposes (cash basis only)
<b>1</b> Contributions, gifts, grants, etc., received (att sch)				
<b>2</b> <input checked="" type="checkbox"/> If the foundn is not req to att Sch B				
<b>3</b> Interest on savings and temporary cash investments	17.	17.		
<b>4</b> Dividends and interest from securities.	195,845.	203,224.		
<b>5a</b> Gross rents				
<b>b</b> Net rental income or (loss)				
<b>6a</b> Net gain/(loss) from sale of assets not on line 10	417,493.			
<b>b</b> Gross sales price for all assets on line 6a	2,219,018.			
<b>c</b> Capital gain net income (from Part IV, line 2)		417,493.		
<b>d</b> Net short-term capital gain			0.	
<b>e</b> Income modifications				
<b>10a</b> Gross sales less returns and allowances				
<b>b</b> Less: Cost of goods sold				
<b>c</b> Gross profit/(loss) (att sch)				
<b>11</b> Other income (attach schedule)	SEE STATEMENT 1	5,679.	5,679.	
<b>12</b> Total. Add lines 1 through 11	619,034.	626,413.	0.	
<b>13</b> Compensation of officers, directors, trustees, etc	156,743.	39,186.		117,557.
<b>14</b> Other employee salaries and wages				
<b>15</b> Pension plans, employee benefits				
<b>16a</b> Legal fees (attach schedule)				
<b>b</b> Accounting fees (attach sch) SEE ST 2	4,100.	1,025.		3,075.
<b>c</b> Other prof fees (attach sch) SEE ST 3	50,232.	50,232.		
<b>17</b> Interest				
<b>18</b> Taxes (attach schedule)(see instrs) SEE STM 4	17,205.	2,950.		8,844.
<b>19</b> Depreciation (attach sch) and depletion				
<b>20</b> Occupancy				
<b>21</b> Travel, conferences, and meetings	2,198.	550.		1,648.
<b>22</b> Printing and publications				
<b>23</b> Other expenses (attach schedule) SEE STATEMENT 5	30,527.	7,632.		22,895.
<b>24</b> Total operating and administrative expenses. Add lines 13 through 23	261,005.	101,575.		154,019.
<b>25</b> Contributions, gifts, grants paid. PART XV	672,335.			892,335.
<b>26</b> Total expenses and disbursements. Add lines 24 and 25	933,340.	101,575.	0.	1,046,354.
<b>27</b> Subtract line 26 from line 12:				
<b>a</b> Excess of revenue over expenses and disbursements	-314,306.			
<b>b</b> Net investment income (if negative, enter -0-)		524,838.		
<b>c</b> Adjusted net income (if negative, enter -0-)			0.	

SCANNED MAY 15 2013

RECEIVED  
MAY 15 2013

ADMINISTRATIVE AND OPERATING EXPENSES

2-14 9

Part II Balance Sheets		Attached schedules and amounts in the description column should be for end-of-year amounts only (See instructions)		Beginning of year	End of year	
		(a) Book Value	(b) Book Value	(c) Fair Market Value		
ASSETS	1	Cash — non-interest-bearing		44,654.	112,269.	112,269.
	2	Savings and temporary cash investments				
	3	Accounts receivable				
		Less: allowance for doubtful accounts				
	4	Pledges receivable				
		Less: allowance for doubtful accounts				
	5	Grants receivable				
	6	Receivables due from officers, directors, trustees, and other disqualified persons (attach schedule) (see instructions)				
	7	Other notes and loans receivable (attach sch)				
		Less: allowance for doubtful accounts				
	8	Inventories for sale or use				
	9	Prepaid expenses and deferred charges				
	10a	Investments — U.S. and state government obligations (attach schedule)				
	b	Investments — corporate stock (attach schedule)				
	c	Investments — corporate bonds (attach schedule)				
	11	Investments — land, buildings, and equipment: basis				
	Less: accumulated depreciation (attach schedule)					
12	Investments — mortgage loans					
13	Investments — other (attach schedule)					
14	Land, buildings, and equipment: basis	14,260.				
	Less: accumulated depreciation (attach schedule)	SEE STMT 6	14,260.			
15	Other assets (describe SEE STATEMENT 7)			176,867.	205,352.	205,352.
16	<b>Total assets</b> (to be completed by all filers — see the instructions. Also, see page 1, item i)			8,862,298.	8,666,068.	8,666,068.
LIABILITIES	17	Accounts payable and accrued expenses				
	18	Grants payable		292,500.	62,500.	
	19	Deferred revenue				
	20	Loans from officers, directors, trustees, & other disqualified persons				
	21	Mortgages and other notes payable (attach schedule)				
	22	Other liabilities (describe SEE STATEMENT 8)			2,400.	
	23	<b>Total liabilities</b> (add lines 17 through 22)			292,500.	64,900.
NET ASSETS OR FUND BALANCES	Foundations that follow SFAS 117, check here and complete lines 24 through 26 and lines 30 and 31. <input checked="" type="checkbox"/>					
	24	Unrestricted		8,569,798.	8,601,168.	
	25	Temporarily restricted				
	26	Permanently restricted				
	Foundations that do not follow SFAS 117, check here and complete lines 27 through 31. <input type="checkbox"/>					
	27	Capital stock, trust principal, or current funds				
	28	Paid-in or capital surplus, or land, building, and equipment fund				
	29	Retained earnings, accumulated income, endowment, or other funds				
	30	<b>Total net assets or fund balances</b> (see instructions)		8,569,798.	8,601,168.	
	31	<b>Total liabilities and net assets/fund balances</b> (see instructions)		8,862,298.	8,666,068.	

## Part III Analysis of Changes in Net Assets or Fund Balances

1	Total net assets or fund balances at beginning of year — Part II, column (a), line 30 (must agree with end-of-year figure reported on prior year's return)	1	8,569,798.
2	Enter amount from Part I, line 27a	2	-314,306.
3	Other increases not included in line 2 (itemize) SEE STATEMENT 9	3	345,676.
4	Add lines 1, 2, and 3	4	8,601,168.
5	Decreases not included in line 2 (itemize)	5	
6	Total net assets or fund balances at end of year (line 4 minus line 5) — Part II, column (b), line 30	6	8,601,168.

**Part IV Capital Gains and Losses for Tax on Investment Income**

(a) List and describe the kind(s) of property sold (e.g., real estate, 2-story brick warehouse; or common stock, 200 shares MLC Company)		(b) How acquired P — Purchase D — Donation	(c) Date acquired (month, day, year)	(d) Date sold (month, day, year)
<b>1 a S-T LOSSES SEE ATTACHED STATEMENT</b>		P	VARIOUS	VARIOUS
<b>b L-T GAINS SEE ATTACHED STATEMENT</b>		P	VARIOUS	VARIOUS
c				
d				
e				

(e) Gross sales price	(f) Depreciation allowed (or allowable)	(g) Cost or other basis plus expense of sale	(h) Gain or (loss) (e) plus (f) minus (g)
a 94,806.		103,126.	-8,320.
b 2,124,212.		1,698,399.	425,813.
c			
d			
e			

Complete only for assets showing gain in column (h) and owned by the foundation on 12/31/69			(i) Gains (Column (h) gain minus column (k), but not less than -0-) or Losses (from column (h))
(j) Fair Market Value as of 12/31/69	(k) Adjusted basis as of 12/31/69	(l) Excess of column (i) over column (j), if any	
a			-8,320.
b			425,813.
c			
d			
e			

2 Capital gain net income or (net capital loss). <span style="border: 1px solid black; padding: 2px;">If gain, also enter in Part I, line 7 If (loss), enter -0- in Part I, line 7</span>		2	417,493.
3 Net short-term capital gain or (loss) as defined in sections 1222(5) and (6): If gain, also enter in Part I, line 8, column (c) (see instructions). If (loss), enter -0- in Part I, line 8 <span style="border: 1px solid black; padding: 2px;"> </span>		3	-8,320.

**Part V Qualification Under Section 4940(e) for Reduced Tax on Net Investment Income**

(For optional use by domestic private foundations subject to the section 4940(a) tax on net investment income.)

If section 4940(d)(2) applies, leave this part blank.

Was the foundation liable for the section 4942 tax on the distributable amount of any year in the base period?

☐ Yes☒ No

If 'Yes,' the foundation does not qualify under section 4940(e). Do not complete this part.

1 Enter the appropriate amount in each column for each year; see the instructions before making any entries.

(a) Base period years Calendar year (or tax year beginning in)	(b) Adjusted qualifying distributions	(c) Net value of noncharitable-use assets	(d) Distribution ratio (column (b) divided by column (c))
2011	1,054,442.	9,463,187.	0.111426
2010	845,303.	9,607,824.	0.087981
2009	966,262.	8,974,552.	0.107667
2008	1,278,549.	10,764,599.	0.118773
2007	917,975.	13,006,062.	0.070581

2 Total of line 1, column (d)	2	0.496428
3 Average distribution ratio for the 5-year base period — divide the total on line 2 by 5, or by the number of years the foundation has been in existence if less than 5 years	3	0.099286
4 Enter the net value of noncharitable-use assets for 2012 from Part X, line 5	4	8,997,813.
5 Multiply line 4 by line 3	5	893,357.
6 Enter 1% of net investment income (1% of Part I, line 27b)	6	5,248.
7 Add lines 5 and 6	7	898,605.
8 Enter qualifying distributions from Part XII, line 4	8	1,046,354.

If line 8 is equal to or greater than line 7, check the box in Part VI, line 1b, and complete that part using a 1% tax rate. See the Part VI instructions.

**Part VI Excise Tax Based on Investment Income (Section 4940(a), 4940(b), 4940(e), or 4948 – see instructions)**

1 a Exempt operating foundations described in section 4940(d)(2), check here <input type="checkbox"/> and enter 'N/A' on line 1 Date of ruling or determination letter: _____ (attach copy of letter if necessary – see instrs)			
b Domestic foundations that meet the section 4940(e) requirements in Part V, check here <input checked="" type="checkbox"/> and enter 1% of Part I, line 27b		1	5,248.
c All other domestic foundations enter 2% of line 27b. Exempt foreign organizations enter 4% of Part I, line 12, column (b)			
2 Tax under section 511 (domestic section 4947(a)(1) trusts and taxable foundations only. Others enter -0-)		2	0.
3 Add lines 1 and 2		3	5,248.
4 Subtitle A (income) tax (domestic section 4947(a)(1) trusts and taxable foundations only. Others enter -0-)		4	0.
5 <b>Tax based on investment income.</b> Subtract line 4 from line 3. If zero or less, enter -0-		5	5,248.
6 Credits/Payments:			
a 2012 estimated tax pmts and 2011 overpayment credited to 2012	6a	2,800.	
b Exempt foreign organizations – tax withheld at source	6b		
c Tax paid with application for extension of time to file (Form 8868)	6c		
d Backup withholding erroneously withheld	6d		
7 Total credits and payments. Add lines 6a through 6d	7	2,800.	
8 Enter any <b>penalty</b> for underpayment of estimated tax. Check here <input checked="" type="checkbox"/> if Form 2220 is attached	8	3.	
9 <b>Tax due.</b> If the total of lines 5 and 8 is more than line 7, enter amount owed	9	2,451.	
10 <b>Overpayment.</b> If line 7 is more than the total of lines 5 and 8, enter the amount overpaid	10		
11 Enter the amount of line 10 to be: Credited to 2013 estimated tax <input type="checkbox"/> Refunded <input type="checkbox"/>	11		

**Part VII-A Statements Regarding Activities**

	Yes	No
1 a During the tax year, did the foundation attempt to influence any national, state, or local legislation or did it participate or intervene in any political campaign?		X
b Did it spend more than \$100 during the year (either directly or indirectly) for political purposes (see the instructions for definition)? <i>If the answer is 'Yes' to 1a or 1b, attach a detailed description of the activities and copies of any materials published or distributed by the foundation in connection with the activities</i>		X
c Did the foundation file <b>Form 1120-POL</b> for this year?		X
d Enter the amount (if any) of tax on political expenditures (section 4955) imposed during the year: (1) On the foundation <input type="checkbox"/> \$ 0. (2) On foundation managers <input type="checkbox"/> \$ 0.		
e Enter the reimbursement (if any) paid by the foundation during the year for political expenditure tax imposed on foundation managers <input type="checkbox"/> \$ 0.		
2 Has the foundation engaged in any activities that have not previously been reported to the IRS? <i>If 'Yes,' attach a detailed description of the activities.</i>		X
3 Has the foundation made any changes, not previously reported to the IRS, in its governing instrument, articles of incorporation, or bylaws, or other similar instruments? <i>If 'Yes,' attach a conformed copy of the changes</i>		X
4 a Did the foundation have unrelated business gross income of \$1,000 or more during the year?		X
b If 'Yes,' has it filed a tax return on <b>Form 990-T</b> for this year?		N/A
5 Was there a liquidation, termination, dissolution, or substantial contraction during the year? <i>If 'Yes,' attach the statement required by General Instruction T</i>		X
6 Are the requirements of section 508(e) (relating to sections 4941 through 4945) satisfied either: • By language in the governing instrument, or • By state legislation that effectively amends the governing instrument so that no mandatory directions that conflict with the state law remain in the governing instrument?	X	
7 Did the foundation have at least \$5,000 in assets at any time during the year? <i>If 'Yes,' complete Part II, column (c), and Part XV</i>	X	
8 a Enter the states to which the foundation reports or with which it is registered (see instructions) N/A		
b If the answer is 'Yes' to line 7, has the foundation furnished a copy of Form 990-PF to the Attorney General (or designate) of each state as required by <i>General Instruction G</i> ? <i>If 'No,' attach explanation</i>	X	
9 Is the foundation claiming status as a private operating foundation within the meaning of section 4942(j)(3) or 4942(j)(5) for calendar year 2012 or the taxable year beginning in 2012 (see instructions for Part XIV)? <i>If 'Yes,' complete Part XIV</i>		X
10 Did any persons become substantial contributors during the tax year? <i>If 'Yes,' attach a schedule listing their names and addresses</i>		X

**Part VII-A** Statements Regarding Activities (continued)

11	At any time during the year, did the foundation, directly or indirectly, own a controlled entity within the meaning of section 512(b)(13)? If 'Yes', attach schedule (see instructions)	11		X
12	Did the foundation make a distribution to a donor advised fund over which the foundation or a disqualified person had advisory privileges? If 'Yes,' attach statement (see instructions)	12		X
13	Did the foundation comply with the public inspection requirements for its annual returns and exemption application? Website address <u>MAXMCGRAWFOUNDATION.ORG</u>	13	X	
14	The books are in care of <u>GORDON LABOUNTY</u> Telephone no <u>847-291-9810</u> Located at <u>653 LANDWEHR ROAD NORTHBROOK IL</u> ZIP + 4 <u>60062</u>			
15	Section 4947(a)(1) nonexempt charitable trusts filing Form 990-PF in lieu of Form 1041 - Check here and enter the amount of tax-exempt interest received or accrued during the year <u>N/A</u>	15		N/A
16	At any time during calendar year 2012, did the foundation have an interest in or a signature or other authority over a bank, securities, or other financial account in a foreign country?	16		X
See the instructions for exceptions and filing requirements for Form TD F 90-22.1. If 'Yes,' enter the name of the foreign country				

**Part VII-B** Statements Regarding Activities for Which Form 4720 May Be Required

File Form 4720 if any item is checked in the 'Yes' column, unless an exception applies.

	Yes	No
1 a During the year did the foundation (either directly or indirectly):		
(1) Engage in the sale or exchange, or leasing of property with a disqualified person?	<input type="checkbox"/> Yes <input checked="" type="checkbox"/> No	
(2) Borrow money from, lend money to, or otherwise extend credit to (or accept it from) a disqualified person?	<input type="checkbox"/> Yes <input checked="" type="checkbox"/> No	
(3) Furnish goods, services, or facilities to (or accept them from) a disqualified person?	<input type="checkbox"/> Yes <input checked="" type="checkbox"/> No	
(4) Pay compensation to, or pay or reimburse the expenses of, a disqualified person?	<input type="checkbox"/> Yes <input checked="" type="checkbox"/> No	
(5) Transfer any income or assets to a disqualified person (or make any of either available for the benefit or use of a disqualified person)?	<input type="checkbox"/> Yes <input checked="" type="checkbox"/> No	
(6) Agree to pay money or property to a government official? (Exception. Check 'No' if the foundation agreed to make a grant to or to employ the official for a period after termination of government service, if terminating within 90 days.)	<input type="checkbox"/> Yes <input checked="" type="checkbox"/> No	
b If any answer is 'Yes' to 1a(1)-(6), did any of the acts fail to qualify under the exceptions described in Regulations section 53.4941(d)-3 or in a current notice regarding disaster assistance (see instructions)?		1 b N/A
Organizations relying on a current notice regarding disaster assistance check here <input type="checkbox"/>		
c Did the foundation engage in a prior year in any of the acts described in 1a, other than excepted acts, that were not corrected before the first day of the tax year beginning in 2012?		1 c X
2 Taxes on failure to distribute income (section 4942) (does not apply for years the foundation was a private operating foundation defined in section 4942(j)(3) or 4942(j)(5))		
a At the end of tax year 2012, did the foundation have any undistributed income (lines 6d and 6e, Part XIII) for tax year(s) beginning before 2012?	<input type="checkbox"/> Yes <input checked="" type="checkbox"/> No	
If 'Yes,' list the years <u>20</u> , <u>20</u> , <u>20</u> , <u>20</u>		
b Are there any years listed in 2a for which the foundation is not applying the provisions of section 4942(a)(2) (relating to incorrect valuation of assets) to the year's undistributed income? (If applying section 4942(a)(2) to all years listed, answer 'No' and attach statement - see instructions.)		2 b N/A
c If the provisions of section 4942(a)(2) are being applied to any of the years listed in 2a, list the years here. <u>20</u> , <u>20</u> , <u>20</u> , <u>20</u>		
3 a Did the foundation hold more than a 2% direct or indirect interest in any business enterprise at any time during the year?	<input type="checkbox"/> Yes <input checked="" type="checkbox"/> No	
b If 'Yes,' did it have excess business holdings in 2012 as a result of (1) any purchase by the foundation or disqualified persons after May 26, 1969; (2) the lapse of the 5-year period (or longer period approved by the Commissioner under section 4943(c)(7)) to dispose of holdings acquired by gift or bequest; or (3) the lapse of the 10-, 15-, or 20-year first phase holding period? (Use Schedule C, Form 4720, to determine if the foundation had excess business holdings in 2012.)		3 b N/A
4 a Did the foundation invest during the year any amount in a manner that would jeopardize its charitable purposes?		4 a X
b Did the foundation make any investment in a prior year (but after December 31, 1969) that could jeopardize its charitable purpose that had not been removed from jeopardy before the first day of the tax year beginning in 2012?		4 b X

**Part VII-B** Statements Regarding Activities for Which Form 4720 May Be Required (continued)**5a** During the year did the foundation pay or incur any amount to:

(1) Carry on propaganda, or otherwise attempt to influence legislation (section 4945(e))?

☐ Yes ☒ No

(2) Influence the outcome of any specific public election (see section 4955); or to carry on, directly or indirectly, any voter registration drive?

☐ Yes ☒ No

(3) Provide a grant to an individual for travel, study, or other similar purposes?

☐ Yes ☒ No

(4) Provide a grant to an organization other than a charitable, etc., organization described in section 509(a)(1), (2), or (3), or section 4940(d)(2)? (see instructions)

☐ Yes ☒ No

(5) Provide for any purpose other than religious, charitable, scientific, literary, or educational purposes, or for the prevention of cruelty to children or animals?

☐ Yes ☒ No**b** If any answer is 'Yes' to 5a(1)-(5), did any of the transactions fail to qualify under the exceptions described in Regulations section 53.4945 or in a current notice regarding disaster assistance (see instructions)?

5 b N/A

Organizations relying on a current notice regarding disaster assistance check here

☐**c** If the answer is 'Yes' to question 5a(4), does the foundation claim exemption from the tax because it maintained expenditure responsibility for the grant?N/A ☐ Yes ☐ No

If 'Yes,' attach the statement required by Regulations section 53.4945-5(d).

**6a** Did the foundation, during the year, receive any funds, directly or indirectly, to pay premiums on a personal benefit contract?☐ Yes ☒ No**b** Did the foundation, during the year, pay premiums, directly or indirectly, on a personal benefit contract?

6 b X

If 'Yes' to 6b, file Form 8870.

**7a** At any time during the tax year, was the foundation a party to a prohibited tax shelter transaction?☐ Yes ☒ No**b** If 'Yes,' did the foundation receive any proceeds or have any net income attributable to the transaction?

N/A

7 b

**Part VIII** Information About Officers, Directors, Trustees, Foundation Managers, Highly Paid Employees, and Contractors**1** List all officers, directors, trustees, foundation managers and their compensation (see instructions).

(a) Name and address	(b) Title, and average hours per week devoted to position	(c) Compensation (If not paid, enter -0-)	(d) Contributions to employee benefit plans and deferred compensation	(e) Expense account, other allowances
SEE ATTACHED SCHEDULE	0	0.	0.	0.

**2** Compensation of five highest-paid employees (other than those included on line 1 - see instructions). If none, enter 'NONE.'

(a) Name and address of each employee paid more than \$50,000	(b) Title, and average hours per week devoted to position	(c) Compensation	(d) Contributions to employee benefit plans and deferred compensation	(e) Expense account, other allowances
NONE				

Total number of other employees paid over \$50,000

0





**Part X Minimum Investment Return** (All domestic foundations must complete this part. Foreign foundations, see instructions.)

1 Fair market value of assets not used (or held for use) directly in carrying out charitable, etc., purposes:		
a Average monthly fair market value of securities	1 a	7,902,704.
b Average of monthly cash balances	1 b	1,232,132.
c Fair market value of all other assets (see instructions)	1 c	
d Total (add lines 1a, b, and c)	1 d	9,134,836.
e Reduction claimed for blockage or other factors reported on lines 1a and 1c (attach detailed explanation)	1 e	0.
2 Acquisition indebtedness applicable to line 1 assets	2	0.
3 Subtract line 2 from line 1d	3	9,134,836.
4 Cash deemed held for charitable activities. Enter 1-1/2% of line 3 (for greater amount, see instructions)	4	137,023.
5 Net value of noncharitable-use assets. Subtract line 4 from line 3. Enter here and on Part V, line 4	5	8,997,813.
6 Minimum investment return. Enter 5% of line 5	6	449,891.

**Part XI Distributable Amount** (see instructions) (Section 4942(j)(3) and (j)(5) private operating foundations and certain foreign organizations check here ☐ and do not complete this part.)

1 Minimum investment return from Part X, line 6	1	449,891.
2a Tax on investment income for 2012 from Part VI, line 5	2 a	5,248.
b Income tax for 2012 (This does not include the tax from Part VI.)	2 b	
c Add lines 2a and 2b	2 c	5,248.
3 Distributable amount before adjustments. Subtract line 2c from line 1	3	444,643.
4 Recoveries of amounts treated as qualifying distributions	4	
5 Add lines 3 and 4	5	444,643.
6 Deduction from distributable amount (see instructions)	6	
7 Distributable amount as adjusted. Subtract line 6 from line 5. Enter here and on Part XIII, line 1	7	444,643.

**Part XII Qualifying Distributions** (see instructions)

1 Amounts paid (including administrative expenses) to accomplish charitable, etc., purposes:		
a Expenses, contributions, gifts, etc. — total from Part I, column (d), line 26	1 a	1,046,354.
b Program-related investments — total from Part IX-B	1 b	
2 Amounts paid to acquire assets used (or held for use) directly in carrying out charitable, etc., purposes	2	
3 Amounts set aside for specific charitable projects that satisfy the:		
a Suitability test (prior IRS approval required)	3 a	
b Cash distribution test (attach the required schedule)	3 b	
4 Qualifying distributions. Add lines 1a through 3b. Enter here and on Part V, line 8, and Part XIII, line 4	4	1,046,354.
5 Foundations that qualify under section 4940(e) for the reduced rate of tax on net investment income. Enter 1% of Part I, line 27b (see instructions)	5	5,248.
6 Adjusted qualifying distributions. Subtract line 5 from line 4	6	1,041,106.

**Note.** The amount on line 6 will be used in Part V, column (b), in subsequent years when calculating whether the foundation qualifies for the section 4940(e) reduction of tax in those years.

**Part XIII Undistributed Income** (see instructions)

	(a) Corpus	(b) Years prior to 2011	(c) 2011	(d) 2012
1 Distributable amount for 2012 from Part XI, line 7				444,643.
2 Undistributed income, if any, as of the end of 2012.				
a Enter amount for 2011 only			0.	
b Total for prior years: 20____, 20____, 20____		0.		
3 Excess distributions carryover, if any, to 2012:				
a From 2007	270,829.			
b From 2008	747,567.			
c From 2009	521,096.			
d From 2010	373,720.			
e From 2011	586,437.			
f Total of lines 3a through e	2,499,649.			
4 Qualifying distributions for 2012 from Part XII, line 4: \$ 1,046,354.				
a Applied to 2011, but not more than line 2a			0.	
b Applied to undistributed income of prior years (Election required — see instructions)		0.		
c Treated as distributions out of corpus (Election required — see instructions)	0.			
d Applied to 2012 distributable amount				444,643.
e Remaining amount distributed out of corpus	601,711.			
5 Excess distributions carryover applied to 2012 (If an amount appears in column (d), the same amount must be shown in column (a).)	0.			0.
6 Enter the net total of each column as indicated below:				
a Corpus. Add lines 3f, 4c, and 4e. Subtract line 5	3,101,360.			
b Prior years' undistributed income. Subtract line 4b from line 2b		0.		
c Enter the amount of prior years' undistributed income for which a notice of deficiency has been issued, or on which the section 4942(a) tax has been previously assessed.		0.		
d Subtract line 6c from line 6b. Taxable amount — see instructions		0.		
e Undistributed income for 2011. Subtract line 4a from line 2a. Taxable amount — see instructions			0.	
f Undistributed income for 2012. Subtract lines 4d and 5 from line 1. This amount must be distributed in 2013				0.
7 Amounts treated as distributions out of corpus to satisfy requirements imposed by section 170(b)(1)(F) or 4942(g)(3) (see instructions)	0.			
8 Excess distributions carryover from 2007 not applied on line 5 or line 7 (see instructions)	270,829.			
9 Excess distributions carryover to 2013. Subtract lines 7 and 8 from line 6a	2,830,531.			
10 Analysis of line 9:				
a Excess from 2008	747,567.			
b Excess from 2009	521,096.			
c Excess from 2010	373,720.			
d Excess from 2011	586,437.			
e Excess from 2012	601,711.			



**Part XV** Supplementary Information (continued)**3** Grants and Contributions Paid During the Year or Approved for Future Payment

Recipient Name and address (home or business)	If recipient is an individual, show any relationship to any foundation manager or substantial contributor	Foundation status of recipient	Purpose of grant or contribution	Amount
<b>a</b> Paid during the year SEE ATTACHED SCHEDULE				892,335.
<b>Total</b>			<b>3a</b>	892,335.
<b>b</b> Approved for future payment SEE ATTACHED SCHEDULE				687,500.
<b>Total</b>			<b>3b</b>	687,500.





2012

## FEDERAL STATEMENTS

PAGE 1

CLIENT MCGRFO

MCGRAW FOUNDATION

36-2490000

4/30/13

12.21PM

**STATEMENT 1**  
**FORM 990-PF, PART I, LINE 11**  
**OTHER INCOME**

	(A) REVENUE PER BOOKS	(B) NET INVESTMENT INCOME	(C) ADJUSTED NET INCOME
LOWER WACKER SMALL CAP IN OTHER INCOME	\$ 5,291. 388.	5,291. 388.	
<b>TOTAL</b>	<b>\$ 5,679.</b>	<b>\$ 5,679.</b>	<b>0.</b>

**STATEMENT 2**  
**FORM 990-PF, PART I, LINE 16B**  
**ACCOUNTING FEES**

	(A) EXPENSES PER BOOKS	(B) NET INVESTMENT INCOME	(C) ADJUSTED NET INCOME	(D) CHARITABLE PURPOSES
ACCOUNTING FEES	\$ 4,100.	\$ 1,025.		\$ 3,075.
<b>TOTAL</b>	<b>\$ 4,100.</b>	<b>\$ 1,025.</b>	<b>\$ 0.</b>	<b>\$ 3,075.</b>

**STATEMENT 3**  
**FORM 990-PF, PART I, LINE 16C**  
**OTHER PROFESSIONAL FEES**

	(A) EXPENSES PER BOOKS	(B) NET INVESTMENT INCOME	(C) ADJUSTED NET INCOME	(D) CHARITABLE PURPOSES
ADVISORY & CUSTODIAL	\$ 50,232.	\$ 50,232.		
<b>TOTAL</b>	<b>\$ 50,232.</b>	<b>\$ 50,232.</b>	<b>\$ 0.</b>	<b>\$ 0.</b>

**STATEMENT 4**  
**FORM 990-PF, PART I, LINE 18**  
**TAXES**

	(A) EXPENSES PER BOOKS	(B) NET INVESTMENT INCOME	(C) ADJUSTED NET INCOME	(D) CHARITABLE PURPOSES
FEDERAL EXCISE PAYROLL	\$ 5,411. 11,794.	\$ 2,950.		\$ 8,844.
<b>TOTAL</b>	<b>\$ 17,205.</b>	<b>\$ 2,950.</b>	<b>\$ 0.</b>	<b>\$ 8,844.</b>

2012

## FEDERAL STATEMENTS

PAGE 2

CLIENT MCGRFO

MCGRAW FOUNDATION

36-2490000

4/30/13

12.21PM

**STATEMENT 5**  
**FORM 990-PF, PART I, LINE 23**  
**OTHER EXPENSES**

	(A) EXPENSES PER BOOKS	(B) NET INVESTMENT INCOME	(C) ADJUSTED NET INCOME	(D) CHARITABLE PURPOSES
DUES AND SUBSCRIPTIONS	\$ 784.	\$ 196.		\$ 588.
INSURANCE	2,927.	732.		2,195.
OFFICE SUPPLIES	7,025.	1,756.		5,269.
RENTAL EXPENSES	16,723.	4,181.		12,542.
TELEPHONE	3,068.	767.		2,301.
<b>TOTAL</b>	<b>\$ 30,527.</b>	<b>\$ 7,632.</b>	<b>\$ 0.</b>	<b>\$ 22,895.</b>

**STATEMENT 6**  
**FORM 990-PF, PART II, LINE 14**  
**LAND, BUILDINGS, AND EQUIPMENT**

CATEGORY	BASIS	ACCUM. DEPREC.	BOOK VALUE	FAIR MARKET VALUE
MACHINERY AND EQUIPMENT	\$ 14,260.	\$ 14,260.	\$ 0.	\$ 0.
<b>TOTAL</b>	<b>\$ 14,260.</b>	<b>\$ 14,260.</b>	<b>\$ 0.</b>	<b>\$ 0.</b>

**STATEMENT 7**  
**FORM 990-PF, PART II, LINE 15**  
**OTHER ASSETS**

	BOOK VALUE	FAIR MARKET VALUE
INTEREST AND DIVIDENDS RECEIVABLE	\$ 21,307.	\$ 21,307.
LEASE DEPOSIT	1,024.	1,024.
LIMITED PARTNERSHIP INTEREST	155,437.	155,437.
PREPAID GRANT	25,000.	25,000.
PREPAID INSURANCE	2,584.	2,584.
<b>TOTAL</b>	<b>\$ 205,352.</b>	<b>\$ 205,352.</b>

**STATEMENT 8**  
**FORM 990-PF, PART II, LINE 22**  
**OTHER LIABILITIES**

**TOTAL** \$ 2,400.



2012

FEDERAL STATEMENTS

PAGE 3

CLIENT MCGRFO

MCGRAW FOUNDATION

36-2490000

4/30/13

12:21PM

STATEMENT 9  
FORM 990-PF, PART III, LINE 3  
OTHER INCREASES

NET UNREALIZED GAINS OR LOSSES ON INVESTMENTS

TOTAL \$ 345,676.  
\$ 345,676.

STATEMENT 10  
FORM 990-PF, PART XV, LINE 2A-D  
APPLICATION SUBMISSION INFORMATION

NAME OF GRANT PROGRAM:

NAME: GORDON LABOUNTY  
CARE OF: MCGRAW FOUNDATION

STREET ADDRESS:

CITY, STATE, ZIP CODE: NORTHBROOK, IL 60062

TELEPHONE: 847-291-9810

E-MAIL ADDRESS:

FORM AND CONTENT: APPLICABLE GUIDELINES ATTACHED

SUBMISSION DEADLINES: PREFERRABLY BETWEEN DECEMBER 1 AND FEBRUARY 1

RESTRICTIONS ON AWARDS: APPLICABLE GUIDELINES ATTACHED

# McGraw Foundation

653 Landwehr Road  
Northbrook, IL 60062-2309  
(847) 291-9810 • Fax: (847) 291-9811  
~~Email: maxmcgrawfoundation@att.net~~  
Email: mcgrawfoundation@att.net

## OFFICERS

Bernard B. Rinella  
*President*  
James F. Quilter  
*Vice President*  
*Executive Director*  
*Treasurer*  
*Secretary*  
Gordon LaBounty  
*Vice President*

## DIRECTORS

J. Bradley Davis  
Scott M. Elrod  
Dennis W. Fitzgerald  
Jerry D. Jones  
William W. Mauntz  
Carol E. Moorman  
Catherine B. Nelson  
James F. Quilter  
Bernard B. Rinella

## McGRAW FOUNDATION

### GRANT APPLICATION PROCEDURES

Please visit our website at: [www.maxmcgrawfoundation.org](http://www.maxmcgrawfoundation.org)

Proposal letters are considered appropriate applications for grants. Submissions should contain the purpose and background of the organization.

Applicants should submit as much detail as necessary to explain and justify the need for funding. Particular attention will be paid to the reasonableness of administrative expense ratios and fund raising costs. Organizations must be willing to have results of a grant audited.

The following information, indexed on a cover sheet, must accompany the proposal:

- 1) Amount requested
- 2) Specific purpose of funding
- 3) Specific location (s) of project/service
- 4) Details of other sources and amounts of funding, including list of foundations
- 5) List of current board members
- 6) Budgetary data (for the project, if the request is for a specific project)
- 7) Proof of federal (not state) tax-exempt status (i. e., current 501 ( c ) (3) letter) \*\*
- 8) Federal tax identification number
- 9) Most recent audited financial statements

Grant requests must be mailed (not emailed or faxed) to the following address:

Mr. James F. Quilter, Vice President  
McGraw Foundation  
653 Landwehr Road  
Northbrook, Illinois 60062-2309

**February 1st** is the deadline for applications to be considered in that year's budget. In order for pertinent information to be considered current, we suggest that applications be mailed between December 1st and February 1st. Last minute deliveries are unnecessary. A few days grace period will be allowed.

Applicants will be notified as soon as possible if funding is not available to meet their request. Successful applicants will be notified of grant approval usually after July 1, following the annual meeting of the Foundation Board of Directors.

**\*\* See page 3 for more on this**

## McGRAW FOUNDATION

### GRANT GUIDELINES

Please visit our website at: [www.maxmcgrawfoundation.org](http://www.maxmcgrawfoundation.org)

1. The Foundation's primary areas of interest are the fields of higher education, particularly in scientific and environmental fields, educational programs at all levels, and human services. Occasionally, grants are made in other areas such as health, medical research and cultural. Grants generally are limited to organizations located in the greater Chicago area.
2. Grants may be made for general operating support, specific projects, and occasionally, capital programs. Grants will be made on a single year basis. Grants made for specific projects require grantees to render accountability by means of periodic reports.
3. The Foundation will make annual grants on a recurring basis to sustain operations of some organizations. However, long-term dependency situations are not considered desirable.
4. Grant requests are suggested to be within a range of \$5,000 (or less) to \$25,000. Grant recipients and amounts will be determined by several criteria. Naturally, availability of funds is a key factor.
5. The Foundation will occasionally make large grants (\$50,000 or more) to support unusually promising efforts in any of its areas of interest. Innovative research, special education, and/or other activities will be considered if the Foundation's support would assist an effort or a project in making a significant impact benefiting mankind.
6. The use of the matching grant, or "challenge" approach is encouraged where feasible.
7. The Foundation will consider "seed money" situations where a relatively small contribution will assist a fledgling organization off the ground. In such cases, the grantee must have a plan to sustain itself on a continuing basis.
8. The Foundation will support only organizations qualified as tax-exempt, (i.e., 501© (3) organizations), under the regulations of the United States Internal Revenue Service. \*\*
9. The Foundation does not make grants directly to individuals.
10. The Foundation does not make grants for purposes that are strictly religious in nature.
11. The Foundation does not make grants for specific events, such as seminars, conferences, etc.
12. The Foundation does not normally support theater groups.
13. The Foundation does not normally support public or private high schools.

**\*\* See page 3**

## McGRAW FOUNDATION

### GRANT GUIDELINES

\*\* Effective August 17, 2006, the Pension Protection Act of 2006 (H.R. 4) became law.

Among other things, this law imposes certain obligations on private foundations (such as McGraw Foundation) considering grants to "Supporting Organizations."

If your organization is a "Public Charity" under code section 501 (c) (3), it will have received an additional designation of 509 (a) (1), 509 (a) (2), or 509 (a) (3). We request that any grant application made to McGraw Foundation include proof of the appropriate Sec. 509 designation. This Sec. 509 designation is usually stated on the same federal Internal Revenue Service letter indicating your 501 (c) (3) status.

509 (a) (3) denotes a supporting organization affected by the new law. Before McGraw Foundation can proceed on an application from a 501 ( c ) (3) organization with a 509 (a) (3) designation, more information will be needed. If you have any doubt as to the nature and category of your organization's tax-exempt status, and current documentation thereof, please consult your professional tax advisor.

# McGraw Foundation

## OFFICERS

Bernard B. Rinella  
*President*  
Gordon LaBounty  
*Vice President*  
*Executive Director*  
*Treasurer*  
*Secretary*  
Diane D. Miller  
*Assistant Secretary*

653 Landwehr Road  
Northbrook, IL 60062-2309  
(847) 291-9810 • Fax: (847) 291-9811  
Email: mcgrawfoundation@att.net  
www.maxmcgrawfoundation.org

## DIRECTORS

J. Bradley Davis  
Scott M. Elrod  
Dennis W. Fitzgerald  
Jerry D. Jones  
Gordon LaBounty  
William W. Mauritz  
Carol E. Moorman  
Bernard B. Rinella

## McGraw Foundation

## HONORARY DIRECTORS

Catherine B. Nelson  
James F. Quilter

## GRANT APPLICATION PROCEDURES

Please visit our website at: [www.maxmcgrawfoundation.org](http://www.maxmcgrawfoundation.org)

Proposal letters are considered appropriate applications for grants. Submissions should contain the purpose and background of the organization.

Applicants should submit as much detail as necessary to explain and justify the need for funding. Particular attention will be paid to the reasonableness of administrative expense ratios and fund raising costs. Organizations must be willing to have results of a grant audited.

The following information, indexed on a cover sheet, must accompany the proposal:

- 1) Amount requested
- 2) Specific purpose of funding
- 3) Specific location (s) of project/service
- 4) Details of other sources and amounts of funding, including list of foundations
- 5) List of current board members
- 6) Budgetary data (for the project, if the request is for a specific project)
- 7) Proof of federal (not state) tax-exempt status (i. e., current 501 ( c ) (3) letter) \*\*
- 8) Federal tax identification number
- 9) Most recent audited financial statements

**Grant requests must be mailed (not emailed or faxed) to the following address:**

Mr. Gordon LaBounty, Executive Director  
McGraw Foundation  
653 Landwehr Road  
Northbrook, Illinois 60062-2309

**February 1st** is the deadline for applications to be considered in that year's budget. In order for pertinent information to be considered current, we suggest that applications be mailed between December 1st and February 1st. Last minute deliveries are unnecessary. A few days grace period will be allowed.

Applicants will be notified as soon as possible if funding is not available to meet their request. Successful applicants will be notified of grant approval usually after July 1, following the annual meeting of the Foundation Board of Directors.

**\*\* See page 3 for more on this**

## McGRAW FOUNDATION

### GRANT GUIDELINES

Please visit our website at: [www.maxmcgrawfoundation.org](http://www.maxmcgrawfoundation.org)

1. The Foundation's primary areas of interest are the fields of higher education, particularly in scientific and environmental fields, educational programs at all levels, and human services. Occasionally, grants are made in other areas such as health, medical research and cultural. Grants generally are limited to organizations located in the greater Chicago area.
2. Grants may be made for general operating support, specific projects, and occasionally, capital programs. Grants will be made on a single year basis. Grants made for specific projects require grantees to render accountability by means of periodic reports.
3. The Foundation will make annual grants on a recurring basis to sustain operations of some organizations. However, long-term dependency situations are not considered desirable.
4. Grant requests are suggested to be within a range of \$5,000 (or less) to \$25,000. Grant recipients and amounts will be determined by several criteria. Naturally, availability of funds is a key factor.
5. The Foundation will occasionally make large grants (\$50,000 or more) to support unusually promising efforts in any of its areas of interest. Innovative research, special education, and/or other activities will be considered if the Foundation's support would assist an effort or a project in making a significant impact benefiting mankind.
6. The use of the matching grant, or "challenge" approach is encouraged where feasible.
7. The Foundation will consider "seed money" situations where a relatively small contribution will assist a fledgling organization off the ground. In such cases, the grantee must have a plan to sustain itself on a continuing basis.
8. The Foundation will support only organizations qualified as tax-exempt, (i.e., 501© (3) organizations), under the regulations of the United States Internal Revenue Service. \*\*
9. The Foundation does not make grants directly to individuals.
10. The Foundation does not make grants for purposes that are strictly religious in nature.
11. The Foundation does not make grants for specific events, such as seminars, conferences, etc.
12. The Foundation does not normally support theater groups.
13. The Foundation does not normally support public or private high schools.

\*\* See page 3

## McGRAW FOUNDATION

### GRANT GUIDELINES

\*\* Effective August 17, 2006, the Pension Protection Act of 2006 (H.R. 4) became law.

Among other things, this law imposes certain obligations on private foundations (such as McGraw Foundation) considering grants to "Supporting Organizations."

If your organization is a "Public Charity" under code section 501 (c) (3), it will have received an additional designation of 509 (a) (1), 509 (a) (2), or 509 (a) (3). We request that any grant application made to McGraw Foundation include proof of the appropriate Sec. 509 designation. This Sec. 509 designation is usually stated on the same federal Internal Revenue Service letter indicating your 501 (c) (3) status.

509 (a) (3) denotes a supporting organization affected by the new law. Before McGraw Foundation can proceed on an application from a 501 (c) (3) organization with a 509 (a) (3) designation, more information will be needed. If you have any doubt as to the nature and category of your organization's tax-exempt status, and current documentation thereof, please consult your professional tax advisor.

**McGRAW FOUNDATION**  
**CURRENT DIRECTORS AND OFFICERS**  
**DECEMBER 31, 2012**

<b><u>DIRECTORS</u></b>	<b><u>COMPENSATION</u></b>	<b><u>HRS</u></b>
J. Bradley Davis Middleburg, Virginia	none	0
Scott M. Elrod Belvedere, California	none	0
Dennis W. Fitzgerald Honolulu, Hawaii	none	0
Terence M. Graunke Barrington, Illinois	none	0
Jerry D. Jones Geneva, Illinois	none	0
Gordon LaBounty, Vice President Hoffman Estates, Illinois	none	0
William W. Mauritz Rye, New York	none	0
Daphne M. Monroy Fox River Grove, Illinois	none	0
Carol E. Moorman, Chair Investment Committee Barrington, Illinois	none	0
Bernard B. Rinella, President, Chair Grants Committee-of-the-Whole Winnetka, Illinois	none	0

<b><u>HONORARY DIRECTORS</u></b>	<b><u>COMPENSATION</u></b>	<b><u>HRS</u></b>
Catherine B. Nelson Potomac, Maryland	none	0
James F. Quilter Wheeling, Illinois	\$64,575	0



**McGRAW FOUNDATION**  
**CURRENT DIRECTORS AND OFFICERS**  
**DECEMBER 31, 2012**

<b><u>OFFICERS</u></b>	<b><u>EMPLOYEE</u></b>	<b><u>COMP. &amp; HRS</u></b>
<b>Jerry D. Jones, President Geneva, Illinois</b>	no	none 1
<b>Gordon LaBounty, Vice President, Executive Director, Treasurer, Secretary Hoffman Estates, Illinois</b>	yes	\$55,000 30
<b>Diane D. Miller, Assistant Secretary Evanston, Illinois</b>	yes	\$34,700 30

**McGRAW FOUNDATION**

**2012 FORM 990 PF #36-2490000**

**PART XV SUPPLEMENTARY INFORMATION**

**3. a. Grants and Contributions Paid During Year  
through December 31, 2012  
(No Relationship)**

<u>Attachment Page Number</u>	<u>Category</u>	<u>Amount</u>
2	Education – Higher	\$355,000
3-5	Education – Primary, High School, Special	\$ 87,500
6-7	Human Services	\$112,500
8	Civic	\$ 5,000
8	Health & Medical Research	\$ 17,500
9	Cultural	\$ 5,000
9	Environmental	\$237,500
10-14	Matching Grants	\$ 70,835
15	Miscellaneous Grants	<u>\$ 1,500</u>

**2012 TOTAL GRANTS PAID: \$892,335**

McGRAW FOUNDATION  
INCOME TAX - 2012

REGULAR GRANTS (p. 1)

HIGHER EDUCATION

<u>Organization</u>	<u>Individual</u>	<u>Status</u>	<u>Date</u>	<u>Amount</u>
Associated Colleges of Illinois 20 N. Wacker Drive, Suite 1456 Chicago, IL 60606	N	501 C (3)	7/24/12	\$85,000
Harper College Educational Foundation 1200 West Algonquin Road Palatine, IL 60067	N	501 C (3)	7/24/12	\$5,000
Northwestern University Kellogg Center for Nonprofit Management 2001 N. Sheridan Road Evanston, IL 60208	N	501 C (3)	7/24/12	\$5,000
University of Michigan - Ross School of Business Erb Institute 701 Tappan Street Ann Arbor, MI 48109	N	501 C (3)	08/30/12	\$250,000
Colgate University 13 Oak Drive Hamilton, NY 13346	N	501 C (3)	7/24/12	\$5,000
Williams College PO Box 38 Williamstown, MA 01267	N	501 C (3)	7/24/12	<u>\$5,000</u>

2012 HIGHER ED. Total: \$355,000

McGRAW FOUNDATION  
INCOME TAX - 2012

REGULAR GRANTS (p. 2)

EDUCATION - ELEMENTARY, HIGH SCHOOL, AND SPECIAL (p. 1)

Organization	Individual	Status	Date	Amount
Big Shoulders Fund 309 W. Washington, Suite 550 Chicago, IL 60606	N	501 C (3)	7/16/12	\$5,000
Child's Voice 180 Hansen Court Wood Dale, IL 60191	N	501 C (3)	7/17/12	\$5,000
Children's Home + Aid Society 125 S. Wacker Drive, 14th Floor Chicago, IL 60606	N	501 C (3)	7/17/12	\$5,000
Family Matters 7731 N. Marshfield Avenue Chicago, IL 60626	N	501 C (3)	7/17/12	\$10,000
Girl Scouts of Greater Chicago 20 S. Clark Street, Suite 200 Chicago, IL 60603	N	501 C (3)	7/17/12	\$5,000
Junior Achievement of Chicago 651 W. Washington Blvd., Suite 404 Chicago, IL 60661	N	501 C (3)	7/17/12	\$5,000
New Leaders for New Schools Chicago Office 850 W. Jackson Blvd., Suite 625 Chicago, IL 60607	N	501 C (3)	7/17/12	\$5,000
Reading in Motion 65 E. Wacker Place, Suite 1800 Chicago, IL 60601	N	501 C (3)	7/17/12	\$5,000
Roseland Training Center 235 E. 136th Place Chicago, IL 60827	N	501 C (3)	7/17/12	<u>\$5,000</u>

2012 Total: \$50,000

McGRAW FOUNDATION  
INCOME TAX - 2012

REGULAR GRANTS (p. 3)

**EDUCATION - ELEMENTARY, HIGH SCHOOL, AND SPECIAL (p. 2)**

Organization	Individual	Status	Date	Amount
<b><u>James F. Quilter F.A.I.T.H. Scholarship Program Schools:</u></b>				
St. Bartholomew School 4941 W. Patterson Chicago, IL 60641	N	501 © (3)	10/05/12	\$1,750
St. Catherine-St. Lucy School 27 W. Washington Oak Park, IL 60302-4308	N	501 © (3)	09/25/12	\$2,250
St. Constance School 5841 W. Street Chicago, IL 60630	N	501 © (3)	10/05/12	\$3,500
St. Ferdinand School 3131 N. Mason Ave. Chicago, IL 60634	N	501 © (3)	09/25/12	\$6,500
St. Frances of Rome School 1401 S. Austin Blvd. Cicero, IL 60804	N	501 © (3)	10/05/12	\$5,500
St. Giles 1030 N. Linden Avenue Oak Park, IL 60302-1399	N	501 © (3)	09/25/12	\$1,500
St. Helen School 2347 W. Augusta Blvd. Chicago, IL 60622	N	501 © (3)	09/25/12	\$1,500
St. Hyacinth Catholic School 3640 W. Wolfram Chicago, IL 60618	N	501 © (3)	09/25/12	\$4,550
St. John De La Salle School 10212 S. Vernon Avenue Chicago, IL 60628	N	501 © (3)	09/25/12	\$2,250

**McGRAW FOUNDATION  
INCOME TAX - 2012**

**REGULAR GRANTS (p. 4)**

**EDUCATION: ELEMENTARY, HIGH SCHOOL, AND SPECIAL (p. 3)**

<u>Organization</u>	<u>Individual</u>	<u>Status</u>	<u>Date</u>	<u>Amount</u>
---------------------	-------------------	---------------	-------------	---------------

**James F. Quilter F.A.I.T.H. Scholarship Program Schools:**

St. Ladislaus School 3330 N. Lockwood Ave. Chicago, IL 60641	N	501 © (3)	10/05/12	\$4,650
St. Margaret of Scotland School 9833 S. Throop Street Chicago, IL 60643	N	501 © (3)	10/05/12	\$550
St. Stanislaus Kostka School 1255 N. Noble Street Chicago, IL 60622	N	501 © (3)	09/25/12	\$1,500
Transfiguration Catholic School 316 West Mill Street Wauconda, IL 60084	N	501 © (3)	09/25/12	<u>\$1,500</u>

**2012 F.A.I.T.H. - Elementary Education Total: \$37,500**

**McGRAW FOUNDATION  
INCOME TAX - 2012**

**REGULAR GRANTS (p. 5)**

**HUMAN SERVICES (p. 1)**

Organization	Individual	Status	Date	Amount
Allendale Association PO Box 1088 Lake Villa, IL 60046	N	501 C (3)	7/20/12	\$10,000
Association House of Chicago 1116 N. Kedzie Avenue Chicago, IL 60651	N	501 C (3)	7/20/12	\$5,000
Big Brothers Big Sisters of Metropolitan Chicago 560 W. Lake Street, Fifth Floor Chicago, IL 60661	N	501 C (3)	7/20/12	\$2,500
Catholic Charities 721 N. La Salle St. Chicago, IL 60654	N	501 C (3)	7/20/12	\$5,000
Chicago Children's Advocacy 1240 S. Damen Avenue Chicago, IL 60608	N	501 C (3)	7/20/12	\$5,000
Experimental Station 6100 S. Blackstone Chicago, IL 60637	N	501 C (3)	7/20/12	\$5,000
Journeys from PADS to HOPE 1140 E. Northwest Highway Palatine, IL 60074	N	501 C (3)	7/20/12	\$5,000
Lydia Home Association 4300 W. Irving Park Road Chicago, IL 60641	N	501 C (3)	7/20/12	\$10,000
Night Ministry 4711 N. Ravenswood Chicago, IL 60640	N	501 C (3)	7/20/12	\$5,000
Northern Illinois Food Bank 600 Industrial Drive St. Charles, IL 60174	N	501 C (3)	7/20/12	\$7,500

**McGRAW FOUNDATION  
INCOME TAX - 2012**

**REGULAR GRANTS (p. 6)**

**HUMAN SERVICES (p. 2)**

<u>Organization</u>	<u>Individual</u>	<u>Status</u>	<u>Date</u>	<u>Amount</u>
North Shore Senior Center 161 Northfield Road Northfield, IL 60093	N	501 C (3)	7/20/12	\$5,000
Northwestern University Settlement Association 1400 Augusta Blvd. Chicago, IL 60642	N	501 C (3)	7/20/12	\$5,000
Rainbows for All Children 2100 Golf Road, Suite 370 Rolling Meadows, IL 60008	N	501 C (3)	7/20/12 7/24/12	\$7,500 \$25,000
St. Vincent de Paul Center 2145 N. Halsted Street Chicago, IL 60614	N	501 C (3)	7/20/12	\$5,000
Women in Need Growing Stronger PO Box 95615 Rolling Meadows, IL 60095	N	501 C (3)	7/20/12	<u>\$5,000</u>

**2012 HUMAN SERVICES Total: \$112,500**



McGRAW FOUNDATION  
INCOME TAX - 2012

REGULAR GRANTS (p. 7)

CIVIC

<u>Organization</u>	<u>Individual</u>	<u>Status</u>	<u>Date</u>	<u>Amount</u>
Citizens Against Government Waste 1301 Pennsylvania Ave., N.W. Suite 1075 Washington, DC 20004	N	501 C (3)	7/06/12	<u>\$5,000</u>

2012 CIVIC Total: \$5,000

HEALTH & MEDICAL

<u>Organization</u>	<u>Individual</u>	<u>Status</u>	<u>Date</u>	<u>Amount</u>
American Cancer Society of Illinois 100 Tri-State International Suite 125 Lincolnshire, IL 60069	N	501 C (3)	7/06/12	\$5,000
Hospice Foundation of Northeastern IL 410 S. Hager Avenue Barrington, IL 60010	N	501 C (3)	7/06/12	\$7,500
Midwest Palliative & Hospice CareCenter 2050 Claire Court Glenview, IL 60025	N	501 C (3)	7/06/12	<u>\$5,000</u>

2012 HEALTH & MEDICAL Total: \$17,500

McGRAW FOUNDATION  
INCOME TAX - 2012

REGULAR GRANTS (p. 8)

CULTURAL

<u>Organization</u>	<u>Individual</u>	<u>Status</u>	<u>Date</u>	<u>Amount</u>
Chicago Zoological Society Brookfield Zoo 3300 Golf Road Brookfield, IL 60513	N	501 C (3)	7/06/12	<u>\$5,000</u>

2012 CULTURAL Total: \$5,000

ENVIRONMENTAL

<u>Organization</u>	<u>Individual</u>	<u>Status</u>	<u>Date</u>	<u>Amount</u>
Naples Botanical Garden 4820 Bayshore Drive Naples, FL 34112	N	501 C (3)	7/16/12	\$5,000
Nature Conservancy of Illinois 8 S. Michigan Avenue, Suite 900 Chicago, IL 60603	N	501 C (3)	7/16/12	\$5,000
Youth Conservation Alliance 847 S. Randall Road, Suite 101 Elgin, IL 60123	N	501 C (3)	7/16/12	\$2,500
Max McGraw Wildlife Foundation PO Box 9 Dundee, IL 60118	N	501 C (3)	11/06/12 11/20/12	\$25,000 <u>\$200,000</u>

2012 ENVIRONMENTAL Total: \$237,500

**McGRAW FOUNDATION  
INCOME TAX - 2012**

**2012 MATCHING GRANTS**

(p. 1)

<b>Recipient Name/Address</b>	<b>Individ.</b>	<b>Status</b>	<b>Date</b>	<b>Amount</b>
Piedmont Community Foundation	N	501 © (3)	05/29/12	\$ 5,000
PO Box 402			08/06/12	\$ 5,000
Middleburg, VA 20118			12/28/12	\$ 2,500
Mosby Heritage Area Association	N	501 © (3)	12/31/12	\$ 200
PO Box 1497				
Middleburg, VA 20118				
Middleburg Community Center	N	501 © (3)	12/31/12	\$ 250
PO Box 265				
Middleburg, VA 20118				
Land Trust of Virginia	N	501 © (3)	12/31/12	\$ 250
PO Box 14				
Middleburg, VA 20118				
The Atoka Preservation Society	N	501 © (3)	12/31/12	\$ 100
PO Box 90				
Middleburg, VA 20118				
Piedmont Environmental Council	N	501 © (3)	12/31/12	\$ 100
PO Box 460				
Middleburg, VA 20188				
The Journey Through Hallowed Ground	N	501 © (3)	12/31/12	\$ 100
PO Box 77				
Waterford, VA 20197				
Middleburg Volunteer Fire Department	N	501 © (3)	12/31/12	\$ 100
PO Box 122				
Middleburg, VA 20118				
Goose Creek Association	N	501 © (3)	12/31/12	\$ 100
PO Box 1178				
Middleburg, VA 20118				
Middleburg Library Advisory Board	N	501 © (3)	12/31/12	\$ 10,000
PO Box 1823				
Middleburg, VA 20118				

**2012 MATCHING GRANTS**

(p. 2)

<b>Recipient Name/Address</b>	<b>Individ.</b>	<b>Status</b>	<b>Date</b>	<b>Amount</b>
Allendale Association PO Box 1088 Lake Villa, IL 60046	N	501 © (3)	12/03/12	\$ 1,000
Colgate University Harwood Club 13 Oak Drive Hamilton, NY 13346	N	501 © (3)	12/03/12	\$ 1,000
Max McGraw Wildlife Foundation PO Box 9 Dundee, IL 60118	N	501 © (3)	12/03/12	\$ 11,000
University of Michigan - Ross School of Business 701 Tappan Street, 4th Floor Reception Ann Arbor, MI 48109	N	501 © (3)	12/03/12	\$ 1,000
Olympic Club Foundation 524 Post Street San Francisco, CA 94102	N	501 © (3)	12/03/12	\$ 1,000
Holy Family Catholic Academy Tuition Assistance 2515 W. Palatine Road Inverness, IL 60067	N	501 © (3)	03/19/12	\$ 1,000
Christian Brothers University 650 East Parkway South Memphis, TN 38104	N	501 © (3)	11/20/12	\$ 250
Rainbows for All Children 1360 Hamilton Parkway Itasca, IL 60143-1144	N	501 © (3)	12/31/12	\$ 2,500
Port Chester Carver Center 400 Westchester Ave. Port Chester, NY 10573	N	501 © (3)	12/05/12	\$ 100

**2012 MATCHING GRANTS**

(p. 3)

<b>Recipient Name/Address</b>	<b>Individ.</b>	<b>Status</b>	<b>Date</b>	<b>Amount</b>
Rye Free Reading Room 1061 Boston Post Road Rye, NY 10580	N	501 © (3)	12/05/12	\$ 100
Rye YMCA 21 Locust Ave. Rye, NY 10580	N	501 © (3)	12/05/12	\$ 100
Cubs Care Charities 1060 W. Addison St. Chicago, IL 60613	N	501 © (3)	03/12/12	\$ 25
WFMT Radio Fine Arts Circle 1099 Payshpere Circle Chicago, IL 60674-0010	N	501 © (3)	6/6/2012	\$ 100
Chicago Botanic Garden 1000 Lake Cook Road Glencoe, IL 60022	N	501 © (3)	08/16/12	\$ 110
Michael J. Fox Foundation for Parkinson's Research Grand Central Station PO Box 4777 New York, NY 10163	N	501 © (3)	12/17/12	\$ 25
Naples Botanical Garden 4820 Bayshore Drive Naples, FL 34112	N	501 © (3)	01/24/12 10/15/12	\$ 250 \$ 250
Neighborhood Health Clinic 121 Goodlette Road North Naples, FL 34102	N	501 © (3)	2/9/2012	\$ 50
Naples Zoo 1590 Goodlette-Frank Road Naples, FL 34102-5260	N	501 © (3)	2/9/2012 04/09/12	\$ 400 \$ 100

**2012 MATCHING GRANTS**

(p. 4)

<b>Recipient Name/Address</b>	<b>Individ.</b>	<b>Status</b>	<b>Date</b>	<b>Amount</b>
Conservancy of Southwest Florida 1450 Merrihue Drive Naples, FL 34102	N	501 © (3)	3/7/2012	\$ 50
Youth Conservation Alliance 847 S. Randall Road; Suite 101 Elgin, IL 60123	N	501 © (3)	03/12/12	\$ 100
St. Jude Children's Research Hospital c/o Daphne Moorman Monroy 247 Yorkshire Drive Fox River Grove, IL 60021	N	501 © (3)	4/9/2012	\$ 50
St. Matthew's House 2001 Airport Road, South Naples, FL 34112	N	501 © (3)	4/9/2012	\$ 50
Hospice & Palliative Care of NE IL 405 Lake Zurich Road Barrington, IL 60010	N	501 © (3)	05/11/12	\$ 100
			06/25/12	\$ 300
			08/06/12	\$ 325
			11/19/12	\$ 300
Barrington Area Council on Aging (BACOA) 6000 Garlands Lane, Suite 100 Barrington, IL 60010	N	501 © (3)	08/15/12	\$ 100
			09/19/12	\$ 150
Paul Ruby Found-Parkinson's Rsrch c/o Hal Stinespring 910 East Oak Street Lake in the Hills, IL 60156	N	501 © (3)	9/7/2012	\$ 50
Addolorata Villa Foundation, Inc. 555 McHenry Road Wheeling, IL 60090-3899	N	501 © (3)	12/17/2012	\$ 200
Allendale Association PO Box 1088 Lake Villa, IL 60046	N	501 © (3)	12/12/12	\$ 10,000

**2012 MATCHING GRANTS**

(p.5)

<u>Recipient Name/Address</u>	<u>Individ.</u>	<u>Status</u>	<u>Date</u>	<u>Amount</u>
University of Michigan Upper Peninsula Scholarship Fund Office of Gift and Records 3003 S. State Street, Suite 9000 Ann Arbor, MI 48109	N	501 © (3)	12/12/12	\$ 2,500
DePaul University Office of Advancement Rinella Endowed Scholarship 1 E. Jackson Blvd. Chicago, IL 60604	N	501 © (3)	12/12/12	\$ 2,500
Miami University Foundation Bernard B. Rinella, Jr. Learning Center Miami University Director of Development 725 East Chestnut Oxford, OH 45056	N	501 © (3)	12/12/12	\$ <u>10,000</u>
<b>Total:</b>				<b>\$ <u>70,835</u></b>

**MCGRAW FOUNDATION**

**MISCELLANEOUS GRANTS – 2012**

<b><u>Recipient Name/Address</u></b>	<b><u>Individ.</u></b>	<b><u>Status</u></b>	<b><u>Date</u></b>	<b><u>Amount</u></b>
Association of Small Foundations PO Box 247 Winooski, VT 05404  (mailed to): 1720 N Street NW Washington, DC 20036	N	501 © (3)	04/26/12	\$500
Northfield Township Food Pantry 3801 W. Lake Avenue Glenview, IL 60026	N	501 © (3) Summer Program	07/02/12	\$250
		501 © (3) Winter Program	11/15/12	\$250
Northbrook Rotary Charitable Projects PO Box 283 Northbrook, IL 60065-0283	N	501 © (3)	10/10/12	<u>\$500</u>

**2012 MISC. Total: \$1,500**



**McGRAW FOUNDATION**

**2012 FORM 990 PF #36-2490000**

**PART XV – SUPPLEMENTARY INFORMATION**

**3. b. Grants and Contributions Approved For Future Payment (p. 1)  
(No Relationship)**

**To Complete This Program Year 2012 – 2013**

<u>Recipient</u>	<u>Purpose</u>	<u>Amount</u>
James F. Quilter F.A.I.T.H. Program	Providing private elementary & high school education to needy inner- city youth – balance of 2012 grants	<u>\$37,500</u>

**Total: \$37,500**

**McGRAW FOUNDATION**

**2012 FORM 990 PF #36-2490000**

**PART XV – SUPPLEMENTARY INFORMATION**

**3. b. Grants and Contributions Approved For Future Payment (p. 2)  
(No Relationship)**

Future Program Years

<u>Recipient</u>	<u>Purpose</u>	<u>Amount</u>
Max McGraw Wildlife Foundation	Challenge Matching Grant	
	<ul style="list-style-type: none"><li>• 2013 \$200,000</li><li>• 2014 \$200,000</li><li>• 2015 \$200,000</li></ul>	
		<u>\$600,000</u>
Rainbows for All Children (2 year commitment)	<ul style="list-style-type: none"><li>• 2013 \$25,000 (prepaid 7/24/12)</li><li>• 2014 \$25,000</li></ul>	
		<u>\$ 50,000</u>
		<b><u>Total: \$650,000</u></b>

**McGRAW FOUNDATION**

**2012 FORM 990 PF #36-2490000**

**PART XV SUPPLEMENTARY INFORMATION**

**3. a. Grants and Contributions Paid During Year  
through December 31, 2012  
(No Relationship)**

<u>Attachment Page Number</u>	<u>Category</u>	<u>Amount</u>
2	Education – Higher	\$355,000
3-5	Education – Primary, High School, Special	\$ 87,500
6-7	Human Services	\$112,500
8	Civic	\$ 5,000
8	Health & Medical Research	\$ 17,500
9	Cultural	\$ 5,000
9	Environmental	\$237,500
10-14	Matching Grants	\$ 70,835
15	Miscellaneous Grants	<u>\$ 1,500</u>

**2012 TOTAL GRANTS PAID: \$892,335**

**McGRAW FOUNDATION**

**2012 FORM 990 PF #36-2490000**

**PART XV – SUPPLEMENTARY INFORMATION**

3. b. Grants and Contributions Approved For Future Payment (p. 1)  
(No Relationship)

**To Complete This Program Year 2012 – 2013**

<u>Recipient</u>	<u>Purpose</u>	<u>Amount</u>
James F. Quilter F.A.I.T.H. Program	Providing private elementary & high school education to needy inner- city youth – balance of 2012 grants	<u>\$37,500</u>
	<b><u>Total:</u></b>	<b><u>\$37,500</u></b>

**McGRAW FOUNDATION**

**2012 FORM 990 PF #36-2490000**

**PART XV – SUPPLEMENTARY INFORMATION**

**3. b. Grants and Contributions Approved For Future Payment (p. 2)  
(No Relationship)**

**Future Program Years**

<u><b>Recipient</b></u>	<u><b>Purpose</b></u>	<u><b>Amount</b></u>
Max McGraw Wildlife Foundation	Challenge Matching Grant	
	<ul style="list-style-type: none"><li>• 2013 \$200,000</li><li>• 2014 \$200,000</li><li>• 2015 \$200,000</li></ul>	
		<u><b>\$600,000</b></u>
Rainbows for All Children (2 year commitment)	<ul style="list-style-type: none"><li>• 2013 \$25,000 (prepaid 7/24/12)</li><li>• 2014 \$25,000</li></ul>	
		<u><b>\$ 50,000</b></u>
		<u><b>Total: \$650,000</b></u>

McGRAW FOUNDATION  
INCOME TAX - 2012

GRANTS PAYABLE AS OF 12/31/2012

EDUCATION - ELEMENTARY, HIGH SCHOOL, AND SPECIAL

<u>Organization</u>	<u>Individual</u>	<u>Status</u>	<u>Amount</u>
---------------------	-------------------	---------------	---------------

James F. Quilter F.A.I.T.H. Scholarship Program Schools:

St. Bartholomew School 4941 W. Patterson Chicago, IL 60641	N	501 © (3)	\$1,750
St. Catherine-St. Lucy School 27 W. Washington Oak Park, IL 60302-4308	N	501 © (3)	\$2,250
St. Constance School 5841 W. Street Chicago, IL 60630	N	501 © (3)	\$3,500
St. Ferdinand School 3131 N. Mason Ave. Chicago, IL 60634	N	501 © (3)	\$6,500
St. Frances of Rome School 1401 S. Austin Blvd. Cicero, IL 60804	N	501 © (3)	\$5,500
St. Giles 1030 N. Linden Avenue Oak Park, IL 60302-1399	N	501 © (3)	\$1,500
St. Helen School 2347 W. Augusta Blvd. Chicago, IL 60622	N	501 © (3)	\$1,500
St. Hyacinth Catholic School 3640 W. Wolfram Chicago, IL 60618	N	501 © (3)	\$4,550
St. John De La Salle School 10212 S. Vernon Avenue Chicago, IL 60628	N	501 © (3)	\$2,250

**McGRAW FOUNDATION  
INCOME TAX - 2012**

**GRANTS PAYABLE AS OF 12/31/2012**

**EDUCATION: ELEMENTARY, HIGH SCHOOL, AND SPECIAL**

<u>Organization</u>	<u>Individual</u>	<u>Status</u>	<u>Amount</u>
---------------------	-------------------	---------------	---------------

**James F. Quilter F.A.I.T.H. Scholarship Program (continued):**

St. Ladislaus School 3330 N. Lockwood Ave. Chicago, IL 60641	N	501 © (3)	\$4,650
--	---	-----------	---------

St. Margaret of Scotland School 9833 S. Throop Street Chicago, IL 60643	N	501 © (3)	\$550
---	---	-----------	-------

St. Stanislaus Kostka School 1255 N. Noble Street Chicago, IL 60622	N	501 © (3)	\$1,500
---	---	-----------	---------

Transfiguration Catholic School 316 West Mill Street Wauconda, IL 60084	N	501 © (3)	<u>\$1,500</u>
---	---	-----------	----------------

**2012 Grants Payable - F.A.I.T.H.: \$37,500**

Form **990-W**

(Worksheet)

Department of the Treasury  
Internal Revenue Service

FOR FORM 990-PF PURPOSES  
**Estimated Tax on Unrelated Business Taxable  
Income for Tax-Exempt Organizations**  
 (and on Investment Income for Private Foundations)  
 (Keep for your records. Do not send to the Internal Revenue Service.)

**2013**

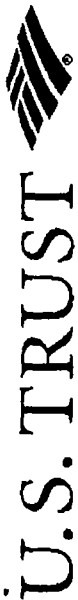
<b>1</b> Unrelated business taxable income expected in the tax year	<b>1</b>	
<b>2</b> Tax on the amount on line 1. See instructions for tax computation	<b>2</b>	
<b>3</b> Alternative minimum tax (see instructions)	<b>3</b>	
<b>4</b> Total. Add lines 2 and 3	<b>4</b>	
<b>5</b> Estimated tax credits (see instructions)	<b>5</b>	
<b>6</b> Subtract line 5 from line 4	<b>6</b>	
<b>7</b> Other taxes (see instructions)	<b>7</b>	
<b>8</b> Total. Add lines 6 and 7	<b>8</b>	
<b>9</b> Credit for federal tax paid on fuels (see instructions)	<b>9</b>	
<b>10a</b> Subtract line 9 from line 8. <b>Note.</b> If less than \$500, the organization is not required to make estimated tax payments. Private foundations, see instructions	<b>10a</b>	5,600.
<b>b</b> Enter the tax shown on the 2012 return (see instructions). <b>Caution.</b> If zero or the tax year was for less than 12 months, skip this line and enter the amount from line 10a on line 10c	<b>10b</b>	
<b>c 2013 Estimated Tax.</b> Enter the smaller of line 10a or line 10b. If the organization is required to skip line 10b, enter the amount from line 10a on line 10c	<b>10c</b>	5,600.

		(a)	(b)	(c)	(d)
<b>11</b> Installment due dates (see instructions)	<b>11</b>	5/15/13	6/17/13	9/16/13	12/16/13
<b>12</b> Required installments. Enter 25% of line 10c in columns (a) through (d) unless the organization uses the annualized income installment method, the adjusted seasonal installment method, or is a 'large organization.' (see instructions)	<b>12</b>	1,400.	1,400.	1,400.	1,400.
<b>13</b> 2012 Overpayment. (see instructions)	<b>13</b>	0.	0.	0.	0.
<b>14</b> Payment due. (Subtract line 13 from line 12.)	<b>14</b>	1,400.	1,400.	1,400.	1,400.

BAA For Paperwork Reduction Act Notice, see instructions.

Form **990-W** (2013)





Bank of America Private Wealth Management

MCGRAW FOUNDATION R1F 9091

## Proceeds From Broker Transactions

We have adjusted tax costs for amortization of premium paid for the acquisition of municipal bonds through date of sale and for non-taxable dividends.

An asterisk symbol (\*) next to the tax cost indicates that the tax cost has been adjusted for the current year's return of capital. However, we have not made adjustments to the cost basis of all partnerships.

If applicable, we have shown IRC Section 988 translation gains and losses separately within the sales sections. Please note these gains or losses are not entitled to capital gains treatment. Rather, under IRC Section 988, they are either ordinary income or loss.

### Short term transactions

This category includes sales of assets held 12 months or less.

Description	Symbol	Cusip	Quantity sold	Date of acquisition	Sale date	Sales price less commissions	Cost or other basis	Net gain or loss
JOHNSON CONTROLS INC	JCI	478366107	500	05/11/11	01/31/12	\$15,842.19	\$19,511.65	\$-3,669.46
BANK NEW YORK MELLON CORP	BK	064058100	1000	03/04/11	01/31/12	\$20,083.11	\$30,042.70	\$-9,959.59
LKQ CORP	LKQ	501889208	600	10/06/11	09/05/12	\$22,881.15	\$16,335.00	\$6,546.15
COACH INC	COH	189754104	440	01/27/12	12/06/12	\$25,309.95	\$30,184.61	\$-4,874.66
GILEAD SCIENCES INC	GILD	375558103	145	01/27/12	12/07/12	\$10,689.27	\$7,052.06	\$3,637.21
Total short term gain/loss from sales:						\$94,805.67	\$103,126.02	\$-8,320.35

### Long term transactions

This category includes sales of assets held more than 12 months.

Description	Symbol	Cusip	Quantity sold	Date of acquisition	Sale date	Sales price less commissions	Cost or other basis	Net gain or loss
CONTINENTAL AIRLINES 2010-A	CM7000000	21079VAA1	577.84	11/23/10	01/12/12	\$577.84	\$577.84	\$0.00
GOVERNMENT NATL MTG ASSN II	CM7000000	38374TZ00	495.2	06/17/10	01/20/12	\$495.20	\$519.96	\$-24.76
FEDERAL NATL MTG ASSN	CM7000000	31398RUL7	2998.08	06/29/10	01/25/12	\$2,998.08	\$3,172.34	\$-174.26
WALGREEN CO	WAG	931422109	25	03/03/00	01/27/12	\$848.86	\$617.38	\$231.48
ILLINOIS TOOL WORKS INC	ITW	452308109	325	11/24/99	01/27/12	\$17,093.03	\$10,941.12	\$6,151.91
ABB LTD SPONSORED ADR	ABB	000375204	250	01/29/08	01/31/12	\$5,188.65	\$6,280.78	\$-1,092.13
ABBOTT LABS	ABT	002824100	500	04/08/04	01/31/12	\$27,031.98	\$20,082.86	\$6,949.12
AIR PRODUCTS & CHEMICALS INC	APD	009158106	300	06/02/04	01/31/12	\$26,364.00	\$14,781.54	\$11,582.46



Bank of America Private Wealth Management

MCGRAW FOUNDATION R1F 9091

### Long term transactions

This category includes sales of assets held more than 12 months.

Description	Symbol	Cusip	Quantity sold	Date of acquisition	Sale date	Sales price less commissions	Cost or other basis	Net gain or loss
ALLERGAN INC	AGN	018490102	300	02/06/09	01/31/12	\$26,349.99	\$12,195.93	\$14,154.06
BERKSHIRE HATHAWAY INC DEL	BRK B	084670702	200	11/30/07	01/31/12	\$15,682.69	\$18,614.11	\$-2,931.42
CATERPILLAR INC	CAT	149123101	300	03/24/08	01/31/12	\$32,871.86	\$22,881.75	\$9,990.11
CENOVUS ENERGY INC	CVE	15135U109	600	06/02/04	01/31/12	\$21,704.58	\$5,807.81	\$15,896.77
CHESAPEAKE ENERGY CORP	CHK	165167107	600	03/23/09	01/31/12	\$12,956.75	\$11,615.52	\$1,341.23
CONOCOPHILLIPS	COP	20825C104	300	03/29/04	01/31/12	\$20,422.10	\$10,081.50	\$10,340.60
DISNEY WALT CO	DIS	254687106	1000	03/24/08	01/31/12	\$38,744.25	\$32,138.30	\$6,605.95
INTERNATIONAL BUSINESS MACHINE IBM	IBM	459200101	400	05/15/02	01/31/12	\$76,580.92	\$33,996.60	\$42,584.32
JOHNSON AND JOHNSON	JNJ	478160104	250	03/08/04	01/31/12	\$16,425.93	\$13,312.50	\$3,113.43
JOHNSON AND JOHNSON	JNJ	478160104	50	07/02/03	01/31/12	\$3,285.19	\$2,639.00	\$646.19
O'REILLY AUTOMOTIVE INC	ORLY	67103H107	400	12/28/09	01/31/12	\$32,588.93	\$15,351.64	\$17,237.29
ORACLE CORPORATION	ORCL	68389X105	700	04/14/09	01/31/12	\$19,848.12	\$13,184.50	\$6,663.62
ORACLE CORPORATION	ORCL	68389X105	100	05/08/09	01/31/12	\$2,835.44	\$1,836.83	\$998.61
PEPSICO INC	PEP	713448108	400	10/21/04	01/31/12	\$26,141.49	\$19,608.00	\$6,533.49
PROCTER & GAMBLE CO	PG	742718109	300	12/19/03	01/31/12	\$18,890.12	\$14,734.20	\$4,155.92
QUALCOMM INC	QCOM	747525103	300	01/21/11	01/31/12	\$17,656.16	\$15,361.50	\$2,294.66
TJX COS INC NEW	TJX	872540109	300	01/21/11	01/31/12	\$20,266.11	\$14,124.30	\$6,141.81
3M CO	MMM	88579Y101	300	12/02/10	01/31/12	\$25,897.00	\$26,022.63	\$-125.63
LOUISIANA LOC GOVT ENVIRML	CM7000000	54627RAE0	4350.29	07/16/10	01/31/12	\$4,350.29	\$4,349.56	\$0.73
FED HOME LN MTG CORP	FH5000000	3128MBUB1	378.89	05/29/08	01/31/12	\$378.89	\$378.89	\$0.00
FEDERAL HOME LN MTG CORP	FH5000000	3128MCUW3	786.85	01/06/11	01/31/12	\$786.85	\$802.30	\$-15.45
GOVT NATL MTG ASSN	GN1615376	36290RT94	185.7	07/24/03	01/31/12	\$185.70	\$185.70	\$0.00
GOVERNMENT NATIONAL MORTGAGE	GN2003474	3620D2F7	759.37	05/24/07	01/31/12	\$759.37	\$759.37	\$0.00
GOVERNMENT NATL MTG ASSN II	CM7000000	38374TZQ0	506.77	06/17/10	01/31/12	\$506.77	\$532.11	\$-25.34
FED NATL MTG ASSN	FN3253346	31371JL36	33.21	06/07/00	01/31/12	\$33.21	\$33.21	\$0.00
FED NATL MTG ASSN	FN3254588	31371KXR7	437.82	08/16/07	01/31/12	\$437.82	\$437.82	\$0.00
FEDERAL NATIONAL MORTGAGE	FN3254631	31371KY47	1142.08	04/19/07	01/31/12	\$1,142.08	\$1,142.08	\$0.00
FED NATL MTG ASSN	FN3254720	31371K4D0	747.62	02/24/05	01/31/12	\$747.62	\$747.62	\$0.00

## Long term transactions

This category includes sales of assets held more than 12 months.

Description	Symbol	Cusip	Quantity sold	Date of acquisition	Sale date	Sales price less commissions	Cost or other basis	Net gain or loss
FED NATL MTG ASSN	FN3254803	31371LAC3	545.94	08/06/03	01/31/12	\$545.94	\$545.94	\$0.00
FED NATL MTG ASSN	FN3254954	31371LE39	1098.67	05/15/07	01/31/12	\$1,098.67	\$1,098.67	\$0.00
FED NATL MTG ASSN	FN3257275	31371NXC4	701.63	02/12/09	01/31/12	\$701.63	\$717.26	\$-15.63
FED NATL MTG ASSN	FN3323979	31374T2L2	125.17	07/18/03	01/31/12	\$125.17	\$125.17	\$0.00
FED NATL MTG ASSN	FN3518115	31384ASC3	10.88	10/19/99	01/31/12	\$10.88	\$10.88	\$0.00
FED NATL MTG ASSN	FN3545993	31385JRN0	617.63	08/15/07	01/31/12	\$617.63	\$617.63	\$0.00
FED NATL MTG ASSN	FN3681373	31391Y611	273.58	04/16/03	01/31/12	\$273.58	\$273.58	\$0.00
FEDERAL NATL MTG ASSN	CM7000000	31398RUL7	1807.21	06/29/10	01/31/12	\$1,807.21	\$1,912.25	\$-105.04
FEDERAL NATIONAL MORTGAGE	FN3725162	31402CTT9	482.93	01/25/11	01/31/12	\$482.93	\$531.37	\$-48.44
FED NATL MTG ASSN	FN3725314	31402CYK2	678.07	05/06/09	01/31/12	\$678.07	\$695.17	\$-17.10
FEDERAL NATIONAL MORTGAGE	FN3725773	31402DJ50	1288.67	05/03/07	01/31/12	\$1,288.67	\$1,288.67	\$0.00
FEDERAL NATIONAL MORTGAGE	FN3735141	31402QWA5	1723.29	05/18/07	01/31/12	\$1,723.29	\$1,723.29	\$0.00
FEDERAL NATIONAL MORTGAGE	FN3735318	31402Q4B4	603.78	03/16/07	01/31/12	\$603.78	\$603.78	\$0.00
ABB LTD SPONSORED ADR	ABB	000375204	750	03/24/08	01/31/12	\$15,565.95	\$19,123.80	\$-3,557.85
TYCO INTL LTD	TYC	H89128104	625	07/31/09	01/31/12	\$31,776.25	\$18,891.07	\$12,885.18
COVIDIEN PLC	COV	G2554F113	400	05/07/08	01/31/12	\$20,677.60	\$19,692.08	\$985.52
FED NATL MTG ASSN	FN3735404	31402RAD1	900.35	04/12/07	01/31/12	\$900.35	\$900.35	\$0.00
FEDERAL NATIONAL MORTGAGE	FN3735897	31402RRS0	394.4	03/07/08	01/31/12	\$394.40	\$394.40	\$0.00
FEDERAL NATL MTG ASSN	FN3000000	31419CCR2	937.56	08/13/10	01/31/12	\$937.56	\$967.00	\$-29.44
FED HOME LN MTG CORP	FH5000000	3128MBUB1	395.45	05/29/08	02/29/12	\$395.45	\$405.58	\$-10.13
FEDERAL NATL MTG ASSN	FN3000000	31419CCR2	1720.54	08/13/10	02/29/12	\$1,720.54	\$1,758.35	\$-37.81
GOVT NATL MTG ASSN	GNI615376	36290RT94	28.57	07/24/03	02/29/12	\$28.57	\$28.57	\$0.00
GOVERNMENT NATIONAL MORTGAGE	GN2003474	36202D2F7	933.74	05/24/07	02/29/12	\$933.74	\$933.74	\$0.00
GOVERNMENT NATL MTG ASSN II	CM7000000	38374TZQ0	533.12	06/17/10	02/29/12	\$533.12	\$559.78	\$-26.66
FED NATL MTG ASSN	FN3253346	31371JL36	18.96	06/07/00	02/29/12	\$18.96	\$18.96	\$0.00
FED NATL MTG ASSN	FN3254588	31371KXR7	326.57	08/16/07	02/29/12	\$326.57	\$326.57	\$0.00
FEDERAL NATIONAL MORTGAGE	FN3254631	31371KY47	1106.46	04/19/07	02/29/12	\$1,106.46	\$1,106.46	\$0.00
FED NATL MTG ASSN	FN3254720	31371K4D0	681.8	02/24/05	02/29/12	\$681.80	\$681.80	\$0.00



Bank of America Private Wealth Management

MCGRAW FOUNDATION R1F 9091

### Long term transactions

This category includes sales of assets held more than 12 months.

Description	Symbol	Cusip	Quantity sold	Date of acquisition	Sale date	Sales price less commissions	Cost or other basis	Net gain or loss
FED NATL MTG ASSN	FN3254803	31371LAC3	425.52	08/06/03	02/29/12	\$425.52	\$425.52	\$0.00
FED NATL MTG ASSN	FN3254954	31371LE39	978.11	05/15/07	02/29/12	\$978.11	\$978.11	\$0.00
FED NATL MTG ASSN	FN3257275	31371NXC4	568.07	02/12/09	02/29/12	\$568.07	\$568.07	\$0.00
FED NATL MTG ASSN	FN3323979	31374T2L2	109.79	07/18/03	02/29/12	\$109.79	\$109.79	\$0.00
FED NATL MTG ASSN	FN3518115	31384ASC3	10.96	10/19/99	02/29/12	\$10.96	\$10.96	\$0.00
FED NATL MTG ASSN	FN3545993	31385JRN0	697.8	08/15/07	02/29/12	\$697.80	\$697.80	\$0.00
FED NATL MTG ASSN	FN3681373	31391Y6J1	339.41	04/16/03	02/29/12	\$339.41	\$339.41	\$0.00
FEDERAL NATL MTG ASSN	CM7000000	31398RUL7	2530.57	06/29/10	02/29/12	\$2,530.57	\$2,677.66	\$-147.09
FEDERAL NATIONAL MORTGAGE	FN3725162	31402CTT9	600.69	01/25/11	02/29/12	\$600.69	\$637.69	\$-37.00
FED NATL MTG ASSN	FN3725314	31402CYK2	749.32	05/06/09	02/29/12	\$749.32	\$761.04	\$-11.72
FEDERAL NATIONAL MORTGAGE	FN3725773	31402DJS0	1388.03	05/03/07	02/29/12	\$1,388.03	\$1,388.03	\$0.00
FEDERAL NATIONAL MORTGAGE	FN3735141	31402QWA5	1971.98	05/18/07	02/29/12	\$1,971.98	\$1,971.98	\$0.00
FEDERAL NATIONAL MORTGAGE	FN3735318	31402Q4B4	629.28	03/16/07	02/29/12	\$629.28	\$629.28	\$0.00
FED NATL MTG ASSN	FN3735404	31402RAD1	1099.02	04/12/07	02/29/12	\$1,099.02	\$1,099.02	\$0.00
FEDERAL NATIONAL MORTGAGE	FN3735897	31402RRS0	368.85	03/07/08	02/29/12	\$368.85	\$368.85	\$0.00
FEDERAL HOME LN MTG CORP	FH5000000	3128MCUW3	670.06	01/06/11	02/29/12	\$670.06	\$682.14	\$-12.08
NEWFIELD EXPL CO	NFX	651290108	1075	09/09/10	03/08/12	\$37,949.93	\$55,009.04	\$-17,059.11
INTERSTATE PWR & LT CO	LNT 20	461070AJ3	10000	08/23/10	03/20/12	\$10,244.70	\$9,993.50	\$251.20
INTERSTATE PWR & LT CO	LNT 20	461070AJ3	5000	08/23/10	03/20/12	\$5,123.85	\$4,996.75	\$127.10
FEDERAL NATL MTG ASSN	FN3000000	31419CCR2	1678.41	08/13/10	03/31/12	\$1,678.41	\$1,713.94	\$-35.53
FED HOME LN MTG CORP	FH5000000	3128MBUB1	412.99	05/29/08	03/31/12	\$412.99	\$423.57	\$-10.58
FEDERAL HOME LN MTG CORP	FH5000000	3128MCUW3	924.27	01/06/11	03/31/12	\$924.27	\$940.19	\$-15.92
GOVT NATL MTG ASSN	GN1615376	36290RT94	902.04	07/24/03	03/31/12	\$902.04	\$902.04	\$0.00
GOVERNMENT NATIONAL MORTGAGE	GN2003474	36202D2F7	909.91	05/24/07	03/31/12	\$909.91	\$909.91	\$0.00
GOVERNMENT NATL MTG ASSN II	CM7000000	38374TZQ0	604.52	06/17/10	03/31/12	\$604.52	\$634.75	\$-30.23
FED NATL MTG ASSN	FN3253346	31371JL36	4	06/07/00	03/31/12	\$4.00	\$4.00	\$0.00
FEDERAL NATIONAL MORTGAGE	FN3735141	31402QWA5	1856.32	05/18/07	03/31/12	\$1,856.32	\$1,856.32	\$0.00
FEDERAL NATIONAL MORTGAGE	FN3254631	31371KY47	957.58	04/19/07	03/31/12	\$957.58	\$957.58	\$0.00



Bank of America Private Wealth Management

MCGRAW FOUNDATION.R1F 9091

### Long term transactions

This category includes sales of assets held more than 12 months.

Description	Symbol	Cusip	Quantity sold	Date of acquisition	Sale date	Sales price less commissions	Cost or other basis	Net gain or loss
FED NATL MTG ASSN	FN3254720	31371K4D0	679.62	02/24/05	03/31/12	\$679.62	\$679.62	\$0.00
FED NATL MTG ASSN	FN3254803	31371LAC3	524.22	08/06/03	03/31/12	\$524.22	\$524.22	\$0.00
FED NATL MTG ASSN	FN3254954	31371LE39	1077.77	05/15/07	03/31/12	\$1,077.77	\$1,077.77	\$0.00
FED NATL MTG ASSN	FN3257275	31371NXC4	552.04	02/12/09	03/31/12	\$552.04	\$552.04	\$0.00
FED NATL MTG ASSN	FN3323979	31374T2L2	56.2	07/18/03	03/31/12	\$56.20	\$56.20	\$0.00
FED NATL MTG ASSN	FN3518115	31384ASC3	491.86	10/19/99	03/31/12	\$491.86	\$491.86	\$0.00
FED NATL MTG ASSN	FN3545993	31385JRN0	796.3	08/15/07	03/31/12	\$796.30	\$796.30	\$0.00
FED NATL MTG ASSN	FN3681373	31391Y6J1	424.23	04/16/03	03/31/12	\$424.23	\$435.27	\$-11.04
FEDERAL NATL MTG ASSN	CM7000000	31398RUL7	2732.44	06/29/10	03/31/12	\$2,732.44	\$2,891.26	\$-158.82
FEDERAL NATIONAL MORTGAGE	FN3725162	31402CTT9	618.74	01/25/11	03/31/12	\$618.74	\$655.04	\$-36.30
FED NATL MTG ASSN	FN3725314	31402CYK2	744.74	05/06/09	03/31/12	\$744.74	\$755.85	\$-11.11
FEDERAL NATIONAL MORTGAGE	FN3725773	31402DJS0	1385.76	05/03/07	03/31/12	\$1,385.76	\$1,385.76	\$0.00
FEDERAL NATIONAL MORTGAGE	FN3735897	31402RRS0	454.48	03/07/08	03/31/12	\$454.48	\$454.48	\$0.00
FED NATL MTG ASSN	FN3735404	31402RAD1	770.79	04/12/07	03/31/12	\$770.79	\$770.79	\$0.00
FEDERAL NATIONAL MORTGAGE	FN3735318	31402Q4B4	533.07	03/16/07	03/31/12	\$533.07	\$533.07	\$0.00
FED NATL MTG ASSN	FN3254588	31371KXR7	737.51	08/16/07	03/31/12	\$737.51	\$737.51	\$0.00
MEDCO HEALTH SOLUTIONS INC	MHS 15	58405UAF9	10000	09/07/10	04/18/12	\$10,277.70	\$9,997.70	\$280.00
MEDCO HEALTH SOLUTIONS INC	MHS 15	58405UAF9	10000	10/08/10	04/18/12	\$10,277.70	\$10,301.20	\$-23.50
AIR PRODUCTS & CHEMICALS INC	APD	009158106	600	06/02/04	04/20/12	\$53,984.87	\$29,563.08	\$24,421.79
OREILLY AUTOMOTIVE INC	ORLY	67103H107	300	12/28/09	04/20/12	\$28,903.42	\$11,513.73	\$17,389.69
CHESAPEAKE ENERGY CORP	CHK	165167107	1050	03/23/09	04/20/12	\$18,409.14	\$20,327.16	\$-1,918.02
FED NATL MTG ASSN	FN3253346	31371JL36	3.35	06/07/00	04/30/12	\$3.35	\$3.35	\$0.00
FED NATL MTG ASSN	FN3254588	31371KXR7	359.14	08/16/07	04/30/12	\$359.14	\$359.14	\$0.00
FEDERAL NATIONAL MORTGAGE	FN3254631	31371KY47	995.05	04/19/07	04/30/12	\$995.05	\$995.05	\$0.00
FED NATL MTG ASSN	FN3254720	31371K4D0	671.07	02/24/05	04/30/12	\$671.07	\$671.07	\$0.00
FED NATL MTG ASSN	FN3257275	31371NXC4	631.52	02/12/09	04/30/12	\$631.52	\$631.52	\$0.00
FED NATL MTG ASSN	FN3254954	31371LE39	772.90	05/15/07	04/30/12	\$772.90	\$772.90	\$0.00
FED NATL MTG ASSN	FN3323979	31374T2L2	89.13	07/18/03	04/30/12	\$89.13	\$89.13	\$0.00



Bank of America Private Wealth Management

## 2012 Tax Information Letter

Account Number 011016482854

Page 13

MCGRAW FOUNDATION R1F 9091

### Long term transactions

This category includes sales of assets held more than 12 months.

Description	Symbol	Cusip	Quantity sold	Date of acquisition	Sale date	Sales price less commissions	Cost or other basis	Net gain or loss
FED NATL MTG ASSN	FN3518115	31384ASC3	10.06	10/19/99	04/30/12	\$10.06	\$10.06	\$0.00
FED NATL MTG ASSN	FN3545993	31385JRN0	705.86	08/15/07	04/30/12	\$705.86	\$705.86	\$0.00
FED NATL MTG ASSN	FN3681373	31391Y6J1	292.17	04/16/03	04/30/12	\$292.17	\$292.17	\$0.00
FEDERAL NATL MTG ASSN	CM7000000	31398RUL7	1845.73	06/29/10	04/30/12	\$1,845.73	\$1,953.01	\$-107.28
FEDERAL NATIONAL MORTGAGE	FN3725162	31402CIT9	627.63	01/25/11	04/30/12	\$627.63	\$662.61	\$-34.98
FED NATL MTG ASSN	FN3725314	31402CYK2	629	05/06/09	04/30/12	\$629.00	\$629.00	\$0.00
FEDERAL NATIONAL MORTGAGE	FN3725773	31402DJS0	1397.57	05/03/07	04/30/12	\$1,397.57	\$1,397.57	\$0.00
FEDERAL NATIONAL MORTGAGE	FN3735141	31402QWA5	2026.03	05/18/07	04/30/12	\$2,026.03	\$2,026.03	\$0.00
FEDERAL NATIONAL MORTGAGE	FN3735318	31402Q4B4	519.13	03/16/07	04/30/12	\$519.13	\$519.13	\$0.00
FED NATL MTG ASSN	FN3735404	31402RAD1	755.76	04/12/07	04/30/12	\$755.76	\$755.76	\$0.00
FEDERAL NATIONAL MORTGAGE	FN3735897	31402RRS0	458.65	03/07/08	04/30/12	\$458.65	\$458.65	\$0.00
FEDERAL NATL MTG ASSN	FN3000000	31419CCR2	870.28	08/13/10	04/30/12	\$870.28	\$887.99	\$-17.71
GOVERNMENT NATL MTG ASSN II	CM7000000	38374TZQ0	556.95	06/17/10	04/30/12	\$556.95	\$584.80	\$-27.85
GOVERNMENT NATIONAL MORTGAGE GN2003474	36202D2F7	36202D2F7	840.58	05/24/07	04/30/12	\$840.58	\$840.58	\$0.00
GOVT NATL MTG ASSN	GN1615376	36290RT94	191.29	07/24/03	04/30/12	\$191.29	\$191.29	\$0.00
FEDERAL HOME LN MTG CORP	FH5000000	3128MCUW3	695.95	01/06/11	04/30/12	\$695.95	\$707.36	\$-11.41
FED HOME LN MTG CORP	FH5000000	3128MBUB1	363.94	05/29/08	04/30/12	\$363.94	\$363.94	\$0.00
FED NATL MTG ASSN	FN3254803	31371LAC3	427.82	08/06/03	04/30/12	\$427.82	\$427.82	\$0.00
PHILLIPS 66	PSX	718546104	0.5	03/29/04	05/31/12	\$15.56	\$7.70	\$7.86
FEDERAL NATL MTG ASSN	FN3000000	31419CCR2	1025.03	08/13/10	05/31/12	\$1,025.03	\$1,045.03	\$-20.00
FEDERAL HOME LN MTG CORP	FH5000000	3128MCUW3	867.77	01/06/11	05/31/12	\$867.77	\$881.26	\$-13.49
GOVT NATL MTG ASSN	GN1615376	36290RT94	297.45	07/24/03	05/31/12	\$297.45	\$297.45	\$0.00
GOVERNMENT NATIONAL MORTGAGE GN2003474	36202D2F7	36202D2F7	506.27	05/24/07	05/31/12	\$506.27	\$506.27	\$0.00
GOVERNMENT NATL MTG ASSN II	CM7000000	38374TZQ0	483.88	06/17/10	05/31/12	\$483.88	\$508.07	\$-24.19
FED NATL MTG ASSN	FN3253346	31371JL36	3.07	06/07/00	05/31/12	\$3.07	\$3.07	\$0.00
FED NATL MTG ASSN	FN3254588	31371KXR7	387.45	08/16/07	05/31/12	\$387.45	\$387.45	\$0.00
FEDERAL NATIONAL MORTGAGE	FN3254631	31371KY47	964.83	04/19/07	05/31/12	\$964.83	\$964.83	\$0.00
FED NATL MTG ASSN	FN3254720	31371K4D0	632.08	02/24/05	05/31/12	\$632.08	\$632.08	\$0.00



Bank of America Private Wealth Management

## 2012 Tax Information Letter

Account Number 011016482854

Page 14

MCGRAW FOUNDATION R1F 9091

### Long term transactions

This category includes sales of assets held more than 12 months.

Description	Symbol	Cusip	Quantity sold	Date of acquisition	Sale date	Sales price less commissions	Cost or other basis	Net gain or loss
FED NATL MTG ASSN	FN3254803	31371LAC3	421.36	08/06/03	05/31/12	\$421.36	\$421.36	\$0.00
FED NATL MTG ASSN	FN3254954	31371LE39	842.66	05/15/07	05/31/12	\$842.66	\$842.66	\$0.00
FED NATL MTG ASSN	FN3257275	31371NXC4	425.68	02/12/09	05/31/12	\$425.68	\$425.68	\$0.00
FED NATL MTG ASSN	FN3232979	31374T2L2	106.36	07/18/03	05/31/12	\$106.36	\$106.36	\$0.00
FED NATL MTG ASSN	FN3518115	31384ASC3	10.13	10/19/99	05/31/12	\$10.13	\$10.13	\$0.00
FED NATL MTG ASSN	FN3545993	31385JRN0	795.57	08/15/07	05/31/12	\$795.57	\$795.57	\$0.00
FED NATL MTG ASSN	FN3681373	31391Y611	248.72	04/16/03	05/31/12	\$248.72	\$248.72	\$0.00
FEDERAL NATL MTG ASSN	CM7000000	31398RUL7	2530.62	06/29/10	05/31/12	\$2,530.62	\$2,677.71	\$-147.09
FEDERAL NATIONAL MORTGAGE	FN3725162	31402CTT9	633.09	01/25/11	05/31/12	\$633.09	\$666.54	\$-33.45
FED NATL MTG ASSN	FN3725314	31402CYK2	731.76	05/06/09	05/31/12	\$731.76	\$731.76	\$0.00
FEDERAL NATIONAL MORTGAGE	FN3725773	31402DJ50	1455.61	05/03/07	05/31/12	\$1,455.61	\$1,455.61	\$0.00
FEDERAL NATIONAL MORTGAGE	FN3735141	31402QWA5	2101.07	05/18/07	05/31/12	\$2,101.07	\$2,101.07	\$0.00
FEDERAL NATIONAL MORTGAGE	FN3735318	31402Q4B4	515.14	03/16/07	05/31/12	\$515.14	\$515.14	\$0.00
FED NATL MTG ASSN	FN3735404	31402RAD1	844.6	04/12/07	05/31/12	\$844.60	\$844.60	\$0.00
FEDERAL NATIONAL MORTGAGE	FN3735897	31402RRS0	501.58	03/07/08	05/31/12	\$501.58	\$501.58	\$0.00
FED HOME LN MTG CORP	FH5000000	3128MBUB1	399.16	05/29/08	05/31/12	\$399.16	\$409.39	\$-10.23
FPL GROUP CAP INC	FPL 15	302570BC9	15000	12/10/08	06/07/12	\$18,067.65	\$15,326.25	\$2,741.40
FPL GROUP CAP INC	FPL 15	302570BC9	5000	12/09/08	06/07/12	\$6,022.55	\$5,000.00	\$1,022.55
FPL GROUP CAP INC	FPL 15	302570BC9	5000	12/10/08	06/07/12	\$6,022.55	\$5,108.75	\$913.80
GENERAL ELEC CAP CORP		36967HAH0	50000	06/11/09	06/08/12	\$50,000.00	\$50,000.00	\$0.00
FEDERAL NATL MTG ASSN		31398AP71	35000	04/15/10	06/22/12	\$35,000.00	\$35,000.00	\$0.00
FED NATL MTG ASSN	FN3253346	31371JL36	3.11	06/07/00	06/30/12	\$3.11	\$3.11	\$0.00
FED NATL MTG ASSN	FN3254588	31371KXR7	300.11	08/16/07	06/30/12	\$300.11	\$300.11	\$0.00
FEDERAL NATIONAL MORTGAGE	FN3254631	31371KY47	1096.93	04/19/07	06/30/12	\$1,096.93	\$1,096.93	\$0.00
FED NATL MTG ASSN	FN3254720	31371K4D0	594.82	02/24/05	06/30/12	\$594.82	\$594.82	\$0.00
FED NATL MTG ASSN	FN3254803	31371LAC3	619.52	08/06/03	06/30/12	\$619.52	\$619.52	\$0.00
FED NATL MTG ASSN	FN3254954	31371LE39	817.89	05/15/07	06/30/12	\$817.89	\$817.89	\$0.00
FED NATL MTG ASSN	FN3257275	31371NXC4	642.23	02/12/09	06/30/12	\$642.23	\$642.23	\$0.00



Bank of America Private Wealth Management

## 2012 Tax Information Letter

Account Number 011016482854

Page 15

MCGRAW FOUNDATION R1F 9091

### Long term transactions

This category includes sales of assets held more than 12 months.

Description	Symbol	Cusip	Quantity sold	Date of acquisition	Sale date	Sales price less commissions	Cost or other basis	Net gain or loss
FED NATL MTG ASSN	FN3323979	3137472L2	90.21	07/18/03	06/30/12	\$90.21	\$90.21	\$0.00
FED NATL MTG ASSN	FN3518115	31384ASC3	10.2	10/19/99	06/30/12	\$10.20	\$10.20	\$0.00
FED NATL MTG ASSN	FN3545993	31385JRN0	730.45	08/15/07	06/30/12	\$730.45	\$730.45	\$0.00
FED NATL MTG ASSN	FN3681373	31391Y6J1	285.82	04/16/03	06/30/12	\$285.82	\$285.82	\$0.00
FEDERAL NATL MTG ASSN	CM7000000	31398RUL7	1925.53	06/29/10	06/30/12	\$1,925.53	\$2,037.45	\$-111.92
FEDERAL NATIONAL MORTGAGE	FN3725162	31402CTT9	684.72	01/25/11	06/30/12	\$684.72	\$718.91	\$-34.19
FED NATL MTG ASSN	FN3725314	31402CYK2	631.35	05/06/09	06/30/12	\$631.35	\$631.35	\$0.00
FEDERAL NATIONAL MORTGAGE	FN3725773	31402DJS0	1454.88	05/03/07	06/30/12	\$1,454.88	\$1,454.88	\$0.00
FEDERAL NATIONAL MORTGAGE	FN3735141	31402QWA5	1992.49	05/18/07	06/30/12	\$1,992.49	\$1,992.49	\$0.00
FEDERAL NATIONAL MORTGAGE	FN3735318	31402Q4B4	505.18	03/16/07	06/30/12	\$505.18	\$505.18	\$0.00
FED NATL MTG ASSN	FN3735404	31402RAD1	764.21	04/12/07	06/30/12	\$764.21	\$764.21	\$0.00
FEDERAL NATIONAL MORTGAGE	FN3735897	31402RRS0	487.01	03/07/08	06/30/12	\$487.01	\$487.01	\$0.00
FEDERAL NATL MTG ASSN	FN3000000	31419CCR2	900.68	08/13/10	06/30/12	\$900.68	\$917.49	\$-16.81
FED HOME LN MTG CORP	FH5000000	3128MBUB1	360	05/29/08	06/30/12	\$360.00	\$360.00	\$0.00
FEDERAL HOME LN MTG CORP	FH5000000	3128MCUW3	865.96	01/06/11	06/30/12	\$865.96	\$878.67	\$-12.71
GOVT NATL MTG ASSN	GN1615376	36290RT94	182.71	07/24/03	06/30/12	\$182.71	\$182.71	\$0.00
GOVERNMENT NATIONAL MORTGAGE	GN2003474	36202D2F7	877.67	05/24/07	06/30/12	\$877.67	\$877.67	\$0.00
GOVERNMENT NATL MTG ASSN II	CM7000000	38374TZQ0	859.74	06/17/10	06/30/12	\$859.74	\$902.73	\$-42.99
ROVI CORP	ROVI	779376102	840	02/22/11	07/02/12	\$15,771.65	\$46,983.05	\$-31,211.40
TJX COS INC NEW	TJX	872540109	250	12/22/10	07/02/12	\$10,741.36	\$5,561.55	\$5,179.81
ADOBE SYS INC	ADBE20	00724FAB7	20000	01/27/10	07/10/12	\$22,634.40	\$19,898.47	\$2,735.93
APPLE COMPUTER INC	AAPL	037833100	12	09/18/08	07/10/12	\$7,326.13	\$1,543.56	\$5,782.57
APPLE COMPUTER INC	AAPL	037833100	43	10/30/08	07/10/12	\$26,251.98	\$4,764.28	\$21,487.70
INTERNATIONAL BUSINESS MACHINE IBM	IBM	459200101	130	05/15/02	07/10/12	\$24,159.99	\$11,048.90	\$13,111.09
CONTINENTAL AIRLINES 2010-A	CM7000000	21079VAA1	791.84	11/23/10	07/12/12	\$791.84	\$802.73	\$-10.89
KRAFT FOODS INC SR NTS	MDLZ18	50075NAU8	10000	01/19/10	07/17/12	\$12,176.40	\$10,715.60	\$1,460.80
YUM BRANDS INC	YUM	988498101	375	05/13/09	07/18/12	\$24,425.08	\$12,054.00	\$12,371.08
YUM BRANDS INC	YUM	988498101	125	06/17/09	07/18/12	\$8,141.69	\$4,265.27	\$3,876.42





Bank of America Private Wealth Management

## 2012 Tax Information Letter

Account Number 011016482854

Page 16

MCGRAW FOUNDATION R1F 9091

### Long term transactions

This category includes sales of assets held more than 12 months.

Description	Symbol	Cusip	Quantity sold	Date of acquisition	Sale date	Sales price less commissions	Cost or other basis	Net gain or loss
WALGREEN CO	WAG	931422109	500	03/03/00	07/18/12	\$15,502.40	\$12,347.50	\$3,154.90
PROCTER & GAMBLE CO	PG	742718109	450	07/24/03	07/18/12	\$29,134.59	\$19,962.00	\$9,172.59
PROCTER & GAMBLE CO	PG	742718109	50	12/19/03	07/18/12	\$3,237.18	\$2,455.70	\$781.48
NETAPP INC	NTAP	64110D104	300	07/14/10	07/18/12	\$9,094.29	\$12,205.38	\$-3,111.09
PERRIGO CO	PRGO	714290103	200	09/10/08	07/18/12	\$22,993.80	\$7,110.00	\$15,883.80
NETAPP INC	NTAP	64110D104	500	02/16/10	07/18/12	\$15,157.16	\$16,057.41	\$-900.25
DAVITA INC	DVA	23918K108	300	11/08/06	07/18/12	\$29,685.83	\$15,855.24	\$13,830.59
APPLE COMPUTER INC	AAPL	037833100	40	10/30/08	07/18/12	\$24,222.45	\$4,431.89	\$19,790.56
NETAPP INC	NTAP	64110D104	400	02/16/10	07/20/12	\$12,609.04	\$12,845.92	\$-236.88
UTAH TRAN AUTH		9175651B7	15000	05/13/09	07/26/12	\$20,675.85	\$15,000.00	\$5,675.85
FED NATL MTG ASSN	FN3257275	31371NXC4	582.73	02/12/09	07/31/12	\$582.73	\$582.73	\$0.00
FED NATL MTG ASSN	FN3323979	31374T2L2	143.92	07/18/03	07/31/12	\$143.92	\$143.92	\$0.00
FED NATL MTG ASSN	FN3518115	31384ASC3	10.27	10/19/99	07/31/12	\$10.27	\$10.27	\$0.00
FED NATL MTG ASSN	FN3545993	31385JRN0	785.23	08/15/07	07/31/12	\$785.23	\$785.23	\$0.00
FED NATL MTG ASSN	FN3681373	31391Y6J1	295.07	04/16/03	07/31/12	\$295.07	\$295.07	\$0.00
FEDERAL NATL MTG ASSN	CM7000000	31398RUL7	1911.14	06/29/10	07/31/12	\$1,911.14	\$2,022.23	\$-111.09
FEDERAL NATIONAL MORTGAGE	FN3725162	31402CTT9	606.41	01/25/11	07/31/12	\$606.41	\$634.95	\$-28.54
FED NATL MTG ASSN	FN3725314	31402CYK2	667.18	05/06/09	07/31/12	\$667.18	\$667.18	\$0.00
FEDERAL NATIONAL MORTGAGE	FN3725773	31402DJS0	1350.95	05/03/07	07/31/12	\$1,350.95	\$1,350.95	\$0.00
FEDERAL NATIONAL MORTGAGE	FN3735141	31402QWA5	1990.08	05/18/07	07/31/12	\$1,990.08	\$1,990.08	\$0.00
FEDERAL NATIONAL MORTGAGE	FN3735318	31402Q4B4	412.72	03/16/07	07/31/12	\$412.72	\$412.72	\$0.00
FED NATL MTG ASSN	FN3735404	31402RAD1	710.9	04/12/07	07/31/12	\$710.90	\$710.90	\$0.00
FEDERAL NATIONAL MORTGAGE	FN3735897	31402RRS0	672.44	03/07/08	07/31/12	\$672.44	\$672.44	\$0.00
FEDERAL NATL MTG ASSN	FN3000000	31419CCR2	1049.63	08/13/10	07/31/12	\$1,049.63	\$1,068.30	\$-18.67
FED NATL MTG ASSN	FN3253346	31371JL36	3.11	06/07/00	07/31/12	\$3.11	\$3.11	\$0.00
GOVERNMENT NATL MTG ASSN II	CM7000000	38374TZQ0	1250.53	06/17/10	07/31/12	\$1,250.53	\$1,313.05	\$-62.52
GOVERNMENT NATIONAL MORTGAGE	GN2003474	36202D2F7	547.05	05/24/07	07/31/12	\$547.05	\$547.05	\$0.00
GOVT NATL MTG ASSN	GN1615376	36290RT94	165.49	07/24/03	07/31/12	\$165.49	\$165.49	\$0.00



Bank of America Private Wealth Management

MCGRAW FOUNDATION R1F 9091

### Long term transactions

This category includes sales of assets held more than 12 months.

Description	Symbol	Cusip	Quantity sold	Date of acquisition	Sale date	Sales price less commissions	Cost or other basis	Net gain or loss
FEDERAL HOME LN MTG CORP	FH5000000	3128MCUW3	817.45	01/06/11	07/31/12	\$817.45	\$828.74	\$-11.29
FED HOME LN MTG CORP	FH5000000	3128MBUB1	365.01	05/29/08	07/31/12	\$365.01	\$365.01	\$0.00
FED NATL MTG ASSN	FN3254720	31371K4D0	637.16	02/24/05	07/31/12	\$637.16	\$637.16	\$0.00
FEDERAL NATIONAL MORTGAGE	FN3254631	31371KY47	949.93	04/19/07	07/31/12	\$949.93	\$949.93	\$0.00
FED NATL MTG ASSN	FN3254588	31371KXR7	509.75	08/16/07	07/31/12	\$509.75	\$509.75	\$0.00
FED NATL MTG ASSN	FN3254803	31371LAC3	522.06	08/06/03	07/31/12	\$522.06	\$522.06	\$0.00
FED NATL MTG ASSN	FN3254954	31371LE39	844.73	05/15/07	07/31/12	\$844.73	\$844.73	\$0.00
LOUISIANA LOC GOVT ENVIRML	CM7000000	54627RAE0	3234.44	07/16/10	08/01/12	\$3,234.44	\$3,233.94	\$0.50
NISOURCE FIN CORP	NISO22	65473QAV5	20000	12/04/09	08/07/12	\$24,180.80	\$20,287.40	\$3,893.40
NISOURCE FIN CORP	NISO22	65473QAV5	20000	12/01/09	08/07/12	\$24,180.80	\$19,927.58	\$4,253.22
ISHARES INC MSCI PACIFIC EX-JA	EPP	464286665	575	12/28/09	08/14/12	\$24,974.56	\$23,543.26	\$1,431.30
ISHARES INC MSCI PACIFIC EX-JA	EPP	464286665	1275	10/08/09	08/14/12	\$55,378.38	\$53,462.53	\$1,915.85
YUM BRANDS INC	YUM	988498101	400	05/13/09	08/14/12	\$26,673.40	\$12,857.60	\$13,815.80
APPLE COMPUTER INC	AAPL	037833100	30	10/30/08	08/14/12	\$19,018.82	\$3,323.92	\$15,694.90
ABB LTD SPONSORED ADR	ABB	000375204	1000	01/29/08	08/14/12	\$17,809.60	\$25,123.10	\$-7,313.50
NESTLE S A ADR REG	NSRG Y	641069406	400	06/02/04	08/14/12	\$24,925.44	\$10,534.33	\$14,391.11
NORTHERN TRUST CORP	NTRS	665859104	600	10/13/04	08/14/12	\$27,908.37	\$23,868.00	\$4,040.37
PHILLIPS 66	PSX	718546104	607	03/29/04	08/14/12	\$24,452.44	\$9,346.46	\$15,105.98
GOOGLE INC CL A	GOOG	38259P508	48	06/05/07	08/14/12	\$31,832.16	\$24,395.46	\$7,436.70
FED NATL MTG ASSN	FN3518115	31384ASC3	341.72	10/19/99	08/31/12	\$341.72	\$341.72	\$0.00
FED NATL MTG ASSN	FN3545993	31385JRN0	816.68	08/15/07	08/31/12	\$816.68	\$816.68	\$0.00
FED NATL MTG ASSN	FN3681373	31391Y611	292.65	04/16/03	08/31/12	\$292.65	\$292.65	\$0.00
FEDERAL NATL MTG ASSN	CM7000000	31398RUL7	1981.22	06/29/10	08/31/12	\$1,981.22	\$2,096.38	\$-115.16
FEDERAL NATIONAL MORTGAGE	FN3725162	31402CTT9	621.36	01/25/11	08/31/12	\$621.36	\$648.82	\$-27.46
FED NATL MTG ASSN	FN3725314	31402CYK2	713.4	05/06/09	08/31/12	\$713.40	\$713.40	\$0.00
FEDERAL NATIONAL MORTGAGE	FN3725773	31402DIS0	1531.39	05/03/07	08/31/12	\$1,531.39	\$1,531.39	\$0.00
FEDERAL NATIONAL MORTGAGE	FN3735141	31402QWA5	2266.01	05/18/07	08/31/12	\$2,266.01	\$2,266.01	\$0.00
FEDERAL NATIONAL MORTGAGE	FN3735318	31402Q4B4	545.25	03/16/07	08/31/12	\$545.25	\$545.25	\$0.00



Bank of America Private Wealth Management

## 2012 Tax Information Letter

Account Number 011016482854

Page 18

MCGRAW FOUNDATION R1F 9091

### Long term transactions

This category includes sales of assets held more than 12 months.

Description	Symbol	Cusip	Quantity sold	Date of acquisition	Sale date	Sales price less commissions	Cost or other basis	Net gain or loss
FED NATL MTG ASSN	FN3735404	31402RAD1	733.04	04/12/07	08/31/12	\$733.04	\$733.04	\$0.00
FEDERAL NATIONAL MORTGAGE	FN3735897	31402RRS0	572.04	03/07/08	08/31/12	\$572.04	\$572.04	\$0.00
FEDERAL NATL MTG ASSN	FN3000000	31419CCR2	1818.07	08/13/10	08/31/12	\$1,818.07	\$1,848.75	\$-30.68
FED NATL MTG ASSN	FN3323979	31374T2L2	154.21	07/18/03	08/31/12	\$154.21	\$154.21	\$0.00
FED NATL MTG ASSN	FN3257275	31371NXC4	409.18	02/12/09	08/31/12	\$409.18	\$409.18	\$0.00
FED NATL MTG ASSN	FN3254954	31371LE39	983.57	05/15/07	08/31/12	\$983.57	\$983.57	\$0.00
FED NATL MTG ASSN	FN3254803	31371LAC3	353.35	08/06/03	08/31/12	\$353.35	\$353.35	\$0.00
FED NATL MTG ASSN	FN3254720	31371K4D0	602.31	02/24/05	08/31/12	\$602.31	\$602.31	\$0.00
FEDERAL NATIONAL MORTGAGE	FN3254631	31371KY47	953.91	04/19/07	08/31/12	\$953.91	\$953.91	\$0.00
FED NATL MTG ASSN	FN3254588	31371KXR7	254.5	08/16/07	08/31/12	\$254.50	\$254.50	\$0.00
FED NATL MTG ASSN	FN3253346	31371JL36	45.59	06/07/00	08/31/12	\$45.59	\$45.59	\$0.00
GOVERNMENT NATL MTG ASSN II	CM7000000	38374TZQ0	1244.55	06/17/10	08/31/12	\$1,244.55	\$1,306.78	\$-62.23
GOVERNMENT NATIONAL MORTGAGE	GN2003474	36202D2F7	938.41	05/24/07	08/31/12	\$938.41	\$938.41	\$0.00
GOVT NATL MTG ASSN	GN1615376	36290RT94	462.64	07/24/03	08/31/12	\$462.64	\$462.64	\$0.00
FED HOME LN MTG CORP	FH5000000	3128MBUB1	451.3	05/29/08	08/31/12	\$451.30	\$462.87	\$-11.57
FEDERAL HOME LN MTG CORP	FH5000000	3128MCUW3	948.17	01/06/11	08/31/12	\$948.17	\$960.41	\$-12.24
ESTEE LAUDER COS INC		29736RAD2	5000	12/04/08	09/04/12	\$5,404.50	\$5,266.80	\$137.70
ESTEE LAUDER COS INC		29736RAD2	20000	10/30/08	09/04/12	\$21,618.00	\$19,996.37	\$1,621.63
ESTEE LAUDER COS INC		29736RAD2	5000	11/03/08	09/04/12	\$5,404.50	\$5,145.90	\$258.60
ESTEE LAUDER COS INC		29736RAD2	5000	07/13/09	09/04/12	\$5,404.50	\$5,694.20	\$-289.70
ILLINOIS TOOL WORKS INC	ITW	452308109	400	11/24/09	09/05/12	\$23,300.39	\$13,466.00	\$9,834.39
ILLINOIS TOOL WORKS INC	ITW	452308109	200	02/07/00	09/05/12	\$11,650.20	\$6,039.25	\$5,610.95
APPLE COMPUTER INC	AAPL	037833100	17	10/30/08	09/12/12	\$11,313.76	\$1,883.55	\$9,430.21
APPLE COMPUTER INC	AAPL	037833100	30	02/06/09	09/12/12	\$19,965.45	\$2,980.05	\$16,985.40
FEDERAL NATIONAL MORTGAGE	FN3725773	31402DIS0	29388.73	05/03/07	09/26/12	\$32,538.83	\$32,538.83	\$0.00
FEDERAL NATIONAL MORTGAGE	FN3725773	31402DIS0	11034.76	01/28/09	09/26/12	\$12,217.54	\$12,217.54	\$0.00
FED HOME LN MTG CORP	FH5000000	3128MBUB1	319.17	05/29/08	09/30/12	\$319.17	\$319.17	\$0.00
FEDERAL HOME LN MTG CORP	FH5000000	3128MCUW3	633.75	01/06/11	09/30/12	\$633.75	\$633.75	\$0.00



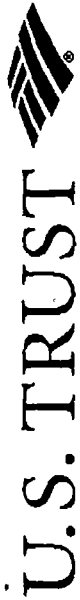
Bank of America Private Wealth Management

MCGRAW FOUNDATION R1F 9091

### Long term transactions

This category includes sales of assets held more than 12 months.

Description	Symbol	Cusip	Quantity sold	Date of acquisition	Sale date	Sales price less commissions	Cost or other basis	Net gain or loss
GOVT NATL MTG ASSN	GN1615376	36290RT94	732.9	07/24/03	09/30/12	\$732.90	\$732.90	\$0.00
GOVERNMENT NATIONAL MORTGAGE	GN2003474	36202D2F7	956.17	05/24/07	09/30/12	\$956.17	\$956.17	\$0.00
GOVERNMENT NATL MTG ASSN II	CM7000000	38374TZQ0	1015.1	06/17/10	09/30/12	\$1,015.10	\$1,065.85	\$-50.75
FED NATL MTG ASSN	FN3253346	31371JL36	3.3	06/07/00	09/30/12	\$3.30	\$3.30	\$0.00
FED NATL MTG ASSN	FN3254588	31371KXR7	571.21	08/16/07	09/30/12	\$571.21	\$571.21	\$0.00
FEDERAL NATIONAL MORTGAGE	FN3254631	31371KY47	871.61	04/19/07	09/30/12	\$871.61	\$871.61	\$0.00
FED NATL MTG ASSN	FN3254720	31371K4D0	509.39	02/24/05	09/30/12	\$509.39	\$509.39	\$0.00
FED NATL MTG ASSN	FN3254803	31371LAC3	318.08	08/06/03	09/30/12	\$318.08	\$318.08	\$0.00
FED NATL MTG ASSN	FN3254803	31371LAC3	111.17	09/11/03	09/30/12	\$111.17	\$111.17	\$0.00
FED NATL MTG ASSN	FN3254954	31371LE39	915.2	05/15/07	09/30/12	\$915.20	\$915.20	\$0.00
FED NATL MTG ASSN	FN3257275	31371NXC4	383.66	02/12/09	09/30/12	\$383.66	\$383.66	\$0.00
FED NATL MTG ASSN	FN3323979	31374T2L2	96.51	07/18/03	09/30/12	\$96.51	\$96.51	\$0.00
FED NATL MTG ASSN	FN3518115	31384ASC3	9.62	10/19/99	09/30/12	\$9.62	\$9.62	\$0.00
FED NATL MTG ASSN	FN3545993	31385IRN0	704.17	08/15/07	09/30/12	\$704.17	\$704.17	\$0.00
FED NATL MTG ASSN	FN3681373	31391Y6J1	162.2	04/16/03	09/30/12	\$162.20	\$162.20	\$0.00
FEDERAL NATL MTG ASSN	CM7000000	31398RUL7	2157.04	06/29/10	09/30/12	\$2,157.04	\$2,282.42	\$-125.38
FEDERAL NATIONAL MORTGAGE	FN3725162	31402CTT9	576.85	01/25/11	09/30/12	\$576.85	\$600.71	\$-23.86
FED NATL MTG ASSN	FN3725314	31402CYK2	719.38	05/06/09	09/30/12	\$719.38	\$719.38	\$0.00
FEDERAL NATIONAL MORTGAGE	FN3735141	31402QWAS	1962.3	05/18/07	09/30/12	\$1,962.30	\$1,962.30	\$0.00
FEDERAL NATIONAL MORTGAGE	FN3735318	31402Q4B4	620.65	03/16/07	09/30/12	\$620.65	\$620.65	\$0.00
FED NATL MTG ASSN	FN3735404	31402RAD1	672.24	04/12/07	09/30/12	\$672.24	\$672.24	\$0.00
FEDERAL NATIONAL MORTGAGE	FN3735897	31402RRS0	433.25	03/07/08	09/30/12	\$433.25	\$433.25	\$0.00
FEDERAL NATL MTG ASSN	FN3000000	31419CCR2	1243.53	08/13/10	09/30/12	\$1,243.53	\$1,263.32	\$-19.79
FEDERAL FARM CR BKS CONS		31331X3S9	50000	05/06/09	10/17/12	\$50,000.00	\$54,284.50	\$-4,284.50
GOOGLE INC CLA	GOOG	38259P508	23	06/05/07	10/17/12	\$17,366.87	\$11,689.49	\$5,677.38
MICROSOFT CORP	MSFT	594918104	565	11/16/01	10/17/12	\$16,669.94	\$18,406.43	\$-1,736.49
3M CO	MMM	88579Y101	235	12/02/10	10/17/12	\$22,300.26	\$20,384.39	\$1,915.87
FED NATL MTG ASSN	FN3257275	31371NXC4	400.96	02/12/09	10/31/12	\$400.96	\$400.96	\$0.00



Bank of America Private Wealth Management

MCGRAW FOUNDATION R1F-9091

### Long term transactions

This category includes sales of assets held more than 12 months.

Description	Symbol	Cusip	Quantity sold	Date of acquisition	Sale date	Sales price less commissions	Cost or other basis	Net gain or loss
FED NATL MTG ASSN	FN3323979	3137472L2	145.46	07/18/03	10/31/12	\$145.46	\$145.46	\$0.00
FED NATL MTG ASSN	FN3518115	31384ASC3	9.68	10/19/99	10/31/12	\$9.68	\$9.68	\$0.00
FED NATL MTG ASSN	FN3545993	31385JRN0	777.97	08/15/07	10/31/12	\$777.97	\$777.97	\$0.00
FED NATL MTG ASSN	FN3681373	31391Y6J1	417.86	04/16/03	10/31/12	\$417.86	\$428.73	\$-10.87
FEDERAL NATL MTG ASSN	CM7000000	31398RUL7	2404.83	06/29/10	10/31/12	\$2,404.83	\$2,544.61	\$-139.78
FEDERAL NATIONAL MORTGAGE	FN3725162	31402CTT9	666.67	01/25/11	10/31/12	\$666.67	\$692.35	\$-25.68
FED NATL MTG ASSN	FN3725314	31402CYK2	718.08	05/06/09	10/31/12	\$718.08	\$718.08	\$0.00
FEDERAL NATIONAL MORTGAGE	FN3735141	31402QWAS	2071.04	05/18/07	10/31/12	\$2,071.04	\$2,071.04	\$0.00
FEDERAL NATIONAL MORTGAGE	FN3735318	31402Q4B4	535.25	03/16/07	10/31/12	\$535.25	\$535.25	\$0.00
FED NATL MTG ASSN	FN3735404	31402RAD1	950.14	04/12/07	10/31/12	\$950.14	\$950.14	\$0.00
FEDERAL NATIONAL MORTGAGE	FN3735897	31402RRS0	528.40	03/07/08	10/31/12	\$528.40	\$528.40	\$0.00
FEDERAL NATL MTG ASSN	FN3000000	31419CCR2	1311.02	08/13/10	10/31/12	\$1,311.02	\$1,330.59	\$-19.57
FED NATL MTG ASSN	FN3254954	31371LE39	1113.43	05/15/07	10/31/12	\$1,113.43	\$1,113.43	\$0.00
FED NATL MTG ASSN	FN3254803	31371LAC3	534.96	09/11/03	10/31/12	\$534.96	\$534.96	\$0.00
FED NATL MTG ASSN	FN3254588	31371KXR7	453.86	08/16/07	10/31/12	\$453.86	\$453.86	\$0.00
FEDERAL NATIONAL MORTGAGE	FN3254631	31371KY47	1069.09	04/19/07	10/31/12	\$1,069.09	\$1,069.09	\$0.00
FED NATL MTG ASSN	FN3254720	31371K4D0	636.61	02/24/05	10/31/12	\$636.61	\$636.61	\$0.00
FED NATL MTG ASSN	FN3253346	31371JL36	3.05	06/07/00	10/31/12	\$3.05	\$3.05	\$0.00
GOVERNMENT NATL MTG ASSN II	CM7000000	38374TZ00	1125.82	06/17/10	10/31/12	\$1,125.82	\$1,182.11	\$-56.29
GOVERNMENT NATIONAL MORTGAGE	GN2003474	36202DZF7	923	05/24/07	10/31/12	\$923.00	\$923.00	\$0.00
GOVT NATL MTG ASSN	GN1615376	36290RT94	235.23	07/24/03	10/31/12	\$235.23	\$235.23	\$0.00
FEDERAL HOME LN MTG CORP	FH5000000	3128MCUW3	821.77	01/06/11	10/31/12	\$821.77	\$821.77	\$0.00
FED HOME LN MTG CORP	FH5000000	3128MBUB1	414.38	05/29/08	10/31/12	\$414.38	\$425.00	\$-10.62
FED NATL MTG ASSN	FN3254588	31371KXR7	350.23	08/16/07	11/30/12	\$350.23	\$350.23	\$0.00
FED HOME LN MTG CORP	FH5000000	3128MBUB1	297.06	05/29/08	11/30/12	\$297.06	\$297.06	\$0.00
FED NATL MTG ASSN	FN3254720	31371K4D0	540.6	02/24/05	11/30/12	\$540.60	\$540.60	\$0.00
FED NATL MTG ASSN	FN3254803	31371LAC3	443.42	09/11/03	11/30/12	\$443.42	\$443.42	\$0.00
FED NATL MTG ASSN	FN3254954	31371LE39	871.11	05/15/07	11/30/12	\$871.11	\$871.11	\$0.00



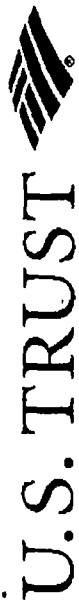
Bank of America Private Wealth Management

MCGRAW FOUNDATION R1F 9091

### Long term transactions

This category includes sales of assets held more than 12 months.

Description	Symbol	Cusip	Quantity sold	Date of acquisition	Sale date	Sales price less commissions	Cost or other basis	Net gain or loss
FED NATL MTG ASSN	FN3257275	31371NXC4	232.61	02/12/09	11/30/12	\$232.61	\$232.61	\$0.00
FED NATL MTG ASSN	FN3323979	31374T2L2	58.86	07/18/03	11/30/12	\$58.86	\$58.86	\$0.00
FED NATL MTG ASSN	FN3518115	31384ASC3	9.75	10/19/99	11/30/12	\$9.75	\$9.75	\$0.00
FED NATL MTG ASSN	FN3545993	31385JRN0	702.5	08/15/07	11/30/12	\$702.50	\$702.50	\$0.00
FED NATL MTG ASSN	FN3681373	31391Y6J1	309.56	04/16/03	11/30/12	\$309.56	\$309.56	\$0.00
FEDERAL NATL MTG ASSN	CM7000000	31398RUL7	1564.76	06/29/10	11/30/12	\$1,564.76	\$1,655.71	\$-90.95
FEDERAL NATIONAL MORTGAGE	FN3725162	31402CTT9	623.79	01/25/11	11/30/12	\$623.79	\$646.06	\$-22.27
FED NATL MTG ASSN	FN3725314	31402CYK2	685.8	05/06/09	11/30/12	\$685.80	\$685.80	\$0.00
FEDERAL NATIONAL MORTGAGE	FN3735141	31402QWA5	1793.43	05/18/07	11/30/12	\$1,793.43	\$1,793.43	\$0.00
FEDERAL NATIONAL MORTGAGE	FN3735318	31402Q4B4	421.72	03/16/07	11/30/12	\$421.72	\$421.72	\$0.00
FED NATL MTG ASSN	FN3735404	31402RAD1	821.21	04/12/07	11/30/12	\$821.21	\$821.21	\$0.00
FEDERAL NATIONAL MORTGAGE	FN3735897	31402RRS0	576.05	03/07/08	11/30/12	\$576.05	\$576.05	\$0.00
FEDERAL NATL MTG ASSN	FN3000000	31419CCR2	1237.26	08/13/10	11/30/12	\$1,237.26	\$1,254.45	\$-17.19
FEDERAL NATIONAL MORTGAGE	FN3254631	31371KY47	864.03	04/19/07	11/30/12	\$864.03	\$864.03	\$0.00
FEDERAL HOME LN MTG CORP	FH5000000	3128MCUW3	538.75	01/06/11	11/30/12	\$538.75	\$538.75	\$0.00
EATON CORP	ETN	278058102	600	05/11/11	11/30/12	\$31,143.00	\$31,226.99	\$-83.99
EATON CORP	ETN	278058102	1175	03/04/11	11/30/12	\$60,988.38	\$63,885.92	\$-2,897.54
VIRGINIA ELEC & PWR CO SR NTS	D 12	927804FD1	10000	04/21/08	11/30/12	\$10,000.00	\$10,206.00	\$-206.00
FED NATL MTG ASSN	FN3253346	31371JL36	3.08	06/07/00	11/30/12	\$3.08	\$3.08	\$0.00
GOVERNMENT NATL MTG ASSN II	CM7000000	38374TZQ0	926.92	06/17/10	11/30/12	\$926.92	\$973.26	\$-46.34
GOVERNMENT NATIONAL MORTGAGE	GN2003474	36202D2F7	677.78	05/24/07	11/30/12	\$677.78	\$677.78	\$0.00
GOVT NATL MTG ASSN	GN1615376	36290RT94	161.24	07/24/03	11/30/12	\$161.24	\$161.24	\$0.00
LKQ CORP	LKQ	501889208	405	10/06/11	12/07/12	\$8,642.71	\$5,513.06	\$3,129.65
CHARLES SCHWAB CORP	SCHW14	808513AC9	35000	06/11/09	12/21/12	\$37,177.35	\$34,995.58	\$2,181.77
FEDERAL HOME LN MTG CORP	FH5000000	3128MCUW3	497.76	01/06/11	01/15/13	\$497.76	\$497.76	\$0.00
FED HOME LN MTG CORP	FH5000000	3128MBUB1	340.27	05/29/08	01/15/13	\$340.27	\$340.27	\$0.00
GOVT NATL MTG ASSN	GN1615376	36290RT94	375.53	07/24/03	01/15/13	\$375.53	\$375.53	\$0.00
GOVERNMENT NATIONAL MORTGAGE	GN2003474	36202D2F7	676.57	05/24/07	01/22/13	\$676.57	\$676.57	\$0.00



Bank of America Private Wealth Management

## 2012 Tax Information Letter

Account Number 011016482854

Page 22

MCGRAW FOUNDATION R1F 9091

### Long term transactions

This category includes sales of assets held more than 12 months.

Description	Symbol	Cusip	Quantity sold	Date of acquisition	Sale date	Sales price less commissions	Cost or other basis	Net gain or loss
FED NATL MTG ASSN	FN3323979	31374T2L2	208.97	07/18/03	01/25/13	\$208.97	\$208.97	\$0.00
FED NATL MTG ASSN	FN3518115	31384ASC3	205.88	10/19/99	01/25/13	\$205.88	\$205.88	\$0.00
FED NATL MTG ASSN	FN3545993	31385JRN0	719.81	08/15/07	01/25/13	\$719.81	\$719.81	\$0.00
FED NATL MTG ASSN	FN3681373	31391Y6I1	232.26	04/16/03	01/25/13	\$232.26	\$232.26	\$0.00
FEDERAL NATIONAL MORTGAGE	FN3725162	31402CTT9	585.64	01/25/11	01/25/13	\$585.64	\$604.89	\$-19.25
FED NATL MTG ASSN	FN3725314	31402CYK2	657.46	05/06/09	01/25/13	\$657.46	\$657.46	\$0.00
FEDERAL NATIONAL MORTGAGE	FN3735141	31402QWAS	1911.77	05/18/07	01/25/13	\$1,911.77	\$1,911.77	\$0.00
FEDERAL NATIONAL MORTGAGE	FN3735318	31402Q4B4	516.55	03/16/07	01/25/13	\$516.55	\$516.55	\$0.00
FED NATL MTG ASSN	FN3735404	31402RAD1	829.79	04/12/07	01/25/13	\$829.79	\$829.79	\$0.00
FEDERAL NATIONAL MORTGAGE	FN3735897	31402RRS0	736.06	03/07/08	01/25/13	\$736.06	\$736.06	\$0.00
FEDERAL NATL MTG ASSN	FN3000000	31419CCR2	859.17	08/13/10	01/25/13	\$859.17	\$870.21	\$-11.04
FED NATL MTG ASSN	FN3253346	31371JL36	3.1	06/07/00	01/25/13	\$3.10	\$3.10	\$0.00
FED NATL MTG ASSN	FN3254588	31371KXR7	226.48	08/16/07	01/25/13	\$226.48	\$226.48	\$0.00
FED NATL MTG ASSN	FN3257275	31371NXC4	609.89	02/12/09	01/25/13	\$609.89	\$609.89	\$0.00
FED NATL MTG ASSN	FN3254954	31371LE39	814.71	05/15/07	01/25/13	\$814.71	\$814.71	\$0.00
FEDERAL NATIONAL MORTGAGE	FN3254631	31371KY47	945.55	04/19/07	01/25/13	\$945.55	\$945.55	\$0.00
FED NATL MTG ASSN	FN3254720	31371K4D0	515.02	02/24/05	01/25/13	\$515.02	\$515.02	\$0.00
FED NATL MTG ASSN	FN3254803	31371LAC3	375.19	09/11/03	01/25/13	\$375.19	\$375.19	\$0.00
Total long term gain/loss from sales:						\$2,124,212.37	\$1,698,399.42	\$425,812.95

McGraw Foundation  
Financial Statements  
For the Years Ended  
December 31, 2012 and 2011



# MCGRAW FOUNDATION

## Table of Contents

	<u>Page</u>
Independent Auditor's Report	1-2
Statements of Financial Position, December 31, 2012 and 2011	3
Statements of Activities and Changes in Net Assets For the Years Ended December 31, 2012 and 2011	4
Statements of Cash Flows For the Years Ended December 31, 2012 and 2011	5
Notes to Financial Statements	6-11
Independent Auditor's Report on Supplementary Information	12
Schedules of Management and General Expenses For the Years Ended December 31, 2012 and 2011	13



*Picker & Associates, LLC*

*pickercpa.com*

*CPA's and Consultants*

*Ralph Picker, Managing Principal*

*1130 Lake Cook Road, Suite 130-Buffalo Grove, IL 60089-1944*

*Phone: (847) 541-4000 Fax: (847) 541-4085*

*email: rp@pickercpa.com*

### Independent Auditor's Report

To the Board of Directors  
McGraw Foundation  
Northbrook, Illinois

We have audited the accompanying financial statements of McGraw Foundation (a nonprofit organization), which comprise the statements of financial position as of December 31, 2012 and 2011, and the related statements of activities and changes in net assets and cash flows for the years then ended, and the related notes to the financial statements.

### **Management's Responsibility for the Financial Statements**

Management is responsible for the preparation and fair presentation of these financial statements in accordance with accounting principles generally accepted in the United States of America; this includes the design, implementation, and maintenance of internal control relevant to the preparation and fair presentation of financial statements that are free from material misstatement, whether due to fraud or error.

### **Auditor's Responsibility**

Our responsibility is to express an opinion on these financial statements based on our audits. We conducted our audits in accordance with auditing standards generally accepted in the United States of America. Those standards require that we plan and perform the audits to obtain reasonable assurance about whether the financial statements are free from material misstatement.

An audit involves performing procedures to obtain audit evidence about the amounts and disclosures in the financial statements. The procedures selected depend on the auditor's judgment, including the assessment of the risks of material misstatement of the financial statements, whether due to fraud or error. In making those risk assessments, the auditor considers internal control relevant to the entity's preparation and fair presentation of the financial statements in order to design audit procedures that are appropriate in the circumstances, but not for the purpose of expressing an opinion on the effectiveness of the entity's internal control. Accordingly, we express no such opinion. An audit also includes evaluating the appropriateness of accounting policies used and the reasonableness of significant accounting estimates made by management, as well as evaluating the overall presentation of the financial statements.

We believe that the audit evidence we have obtained is sufficient and appropriate to provide a basis for our audit opinion.

**Opinion**

In our opinion, the financial statements referred to above present fairly, in all material respects, the financial position of McGraw Foundation as of December 31, 2012 and 2011, and the changes in its net assets and its cash flows for the years then ended in accordance with accounting principles generally accepted in the United States of America.

*Pickel & Associates*

Buffalo Grove, Illinois  
April 16, 2013

# MCGRAW FOUNDATION

## Statements of Financial Position December 31, 2012 and 2011

	<u>2012</u>	<u>2011</u>
	<u>Assets</u>	
Cash	\$ 112,269	\$ 44,654
Interest and dividend income receivable	21,307	28,686
Investments		
Fixed income securities	1,956,880	2,479,465
Common stocks	5,317,465	5,517,155
Limited partnership	155,437	141,655
Short-term investments	1,074,102	644,157
Total investments	8,503,884	8,782,432
Equipment		
Equipment	14,260	14,260
Less accumulated depreciation	(14,260)	(14,260)
Net equipment		
Other assets		
Prepaid Federal excise tax		2,434
Prepaid insurance	2,584	3,068
Prepaid grant	25,000	
Lease deposit	1,024	1,024
Total other assets	28,608	6,526
Total assets	\$ 8,666,068	\$ 8,862,298
	<u>Liabilities and Net Assets</u>	
Grants payable	\$ 62,500	\$ 292,500
Federal excise tax	2,400	
Total current liabilities	64,900	292,500
Net assets - unrestricted	8,601,168	8,569,798
Total liabilities and net assets	\$ 8,666,068	\$ 8,862,298

The accompanying notes are an integral part of these financial statements

# MCGRAW FOUNDATION

## Statements of Activities and Changes in Net Assets For the Years Ended December 31, 2012 and 2011

	<u>2012</u>	<u>2011</u>
Investment income		
Net gain (loss) on investment	\$ 768,460	\$ (95,576)
Interest income	98,974	110,021
Dividend income	96,888	95,304
Other income	<u>388</u>	
Total investment income	<u>964,710</u>	<u>109,749</u>
Grant and scholarship program		
Civic	5,000	9,000
Cultural	5,000	5,000
Education, higher	105,000	122,000
Education, special	125,000	127,500
Health and medical research	10,000	8,990
Social services	112,500	92,500
Environmental	237,500	230,000
Matching grants (board members)	70,835	75,945
Miscellaneous grants	<u>1,500</u>	<u>1,450</u>
Total grant and scholarship program	<u>672,335</u>	<u>672,385</u>
Expenses		
Management and general expenses	205,362	197,582
Advisory and custodial fees	50,232	54,235
Federal excise tax	<u>5,411</u>	<u>2,400</u>
Total expenses	<u>261,005</u>	<u>254,217</u>
Change in net assets	31,370	(816,853)
Net assets, beginning of year	<u>8,569,798</u>	<u>9,386,651</u>
Net assets, end of year	<u><u>\$8,601,168</u></u>	<u><u>\$8,569,798</u></u>

The accompanying notes are an integral part of these financial statements

# MCGRAW FOUNDATION

## Statements of Cash Flows For the Years Ended December 31, 2012 and 2011

	<u>2012</u>	<u>2011</u>
Cash flows from operating activities		
Changes in net assets	\$ 31,370	\$ (816,853)
Adjustments to reconcile changes in net assets to net cash flows (used in) operating activities		
Depreciation expense		83
(Increase) decrease in assets:		
Interest and dividend income receivable	7,379	3,297
Refundable Federal excise tax	2,434	(2,434)
Prepaid insurance	484	(1,023)
Prepaid grant	(25,000)	
Increase (decrease) in liabilities:		
Grants payable	(230,000)	(231,510)
Federal excise tax	<u>2,400</u>	<u>(2,151)</u>
Net cash (used in) operating activities	<u>(210,933)</u>	<u>(1,050,591)</u>
Cash flows from investing activities		
Net fixed income securities activity	522,585	382,093
Net common stocks activity	199,690	200,277
Net limited partnership activity	(13,782)	1,309
Net short-term investments activity	<u>(429,945)</u>	<u>457,549</u>
Net cash provided by investing activities	<u>278,548</u>	<u>1,041,228</u>
Net increase (decrease) in cash	67,615	(9,363)
Cash, beginning of year	<u>44,654</u>	<u>54,017</u>
Cash, end of year	<u><u>\$ 112,269</u></u>	<u><u>\$ 44,654</u></u>

The accompanying notes are an integral part of these financial statements

## MCGRAW FOUNDATION

### Notes to Financial Statements

#### Note 1 - Foundation and nature of activities

The McGraw Foundation (the Foundation) was established in 1948 to fund grants to tax-exempt organizations in the fields of education, social services, cultural, health and environmental activities. The Foundation also matches, to a limit of \$25,000 per director, grants and contributions made by board members to tax-exempt organizations. The Foundation is governed by a self-perpetuating Board of Directors. Operations are managed by a full-time executive director to carry out the policies and procedures established by the Board of Directors.

#### Note 2 - Significant accounting policies

##### Basis of accounting

The accompanying financial statements have been prepared on the accrual basis of accounting in accordance with accounting principles generally accepted in the United States of America. These financial statements reflect all significant receivables, payables and other liabilities.

##### Financial statement presentation

The Foundation is required to report information regarding its financial position and activities according to three classes of net assets: unrestricted net assets, temporarily restricted net assets, and permanently restricted net assets. As of December 31, 2012 and 2011, all of the net assets are unrestricted with no temporarily or permanently restricted net assets. In addition, the Foundation is required to present a statement of cash flows.

##### Cash

Cash consists of checking and money market accounts. For purposes of the statement of cash flows, the Foundation considers all highly liquid investments purchased with a maturity of three months or less to be cash.

##### Investments

Investments in marketable securities with readily determinable fair values and all investments in debt securities are reported at their fair values in the statements of financial position. Unrealized gains and losses are included in the statement of activities and changes in net assets. The cost of investments sold is based on the earliest acquisition cost of each security held at the time of sale less any amortized premium paid over face value. The Foundation's investments are managed by a professional manager.

## MCGRAW FOUNDATION

### Notes to Financial Statements

#### Note 2 - Significant accounting policies, cont'd

##### Contributions

Contributions received are recorded as unrestricted, temporarily restricted, or permanently restricted net assets depending on the existence or nature of any donor restrictions.

##### Property and equipment

Purchased property and equipment are capitalized at cost. Donated property and equipment are recorded as contributions at their estimated fair value. Such donations are reported as unrestricted contributions unless the donor has restricted the donated asset to a specific purpose. Equipment is depreciated using the straight-line method over estimated useful lives ranging from 5 to 7 years.

##### Income taxes

The Foundation is a private foundation and qualifies for exemption from income taxes but is subject to a two percent Federal excise tax on new investment income, including realized gains. The rate can be reduced to one percent if certain requirements as to the level of charitable distributions are met.

The Internal Revenue Code requires that certain minimum distributions be made in accordance with a specified formula. Failure to pay the minimum by the end of the succeeding year can result in additional taxes and possible loss of the Foundation's tax-exempt status. Distributions in excess of the minimum requirement reduce the required minimum distributions in future years, subject to a five-year limitation. At December 31, 2012, the Foundation had excess distribution carryovers of \$2,830,531.

The Foundation adopted the accounting for uncertainty in income tax guidance, which clarifies the accounting and recognition for tax positions taken on its income tax returns. In evaluating the Foundation's tax provisions and accruals, the Foundation believes that its estimates are appropriate and the Foundation has no material unrecognized income tax positions. The Foundation's tax filings are subject to audit by various taxing authorities. At December 31, 2012, the Foundation is no longer subject to examination by federal and state taxing authorities for the periods ending before 2009.



# MCGRAW FOUNDATION

## Notes to Financial Statements

### Note 2 - Significant accounting policies, cont'd

#### Estimates

The preparation of financial statements in conformity with generally accepted accounting principles requires management to make estimates and assumptions that affect certain reported amounts and disclosures. Accordingly, actual results could differ from those estimates.

#### Date of management's review

In preparing the financial statements, the Foundation has evaluated events and transactions for potential recognition or disclosure through April 16, 2013, the date that the financial statements were available to be issued.

### Note 3 - Program Services

The McGraw Foundation's mission is to provide financial assistance for educational and charitable purposes in furtherance of the public good and promoting the well-being of mankind. This is accomplished by providing support for a variety of educational and charitable activities. The Foundation was funded through contributions from Max McGraw, several McGraw family members and other benefactors.

### Note 4 - Investments

Investments at cost and at fair values described in Note 2 above are summarized as follows:

	2012		2011	
	Cost	Value	Cost	Value
Equity and debt securities:				
U.S. Government note and bonds	\$ 138,680	\$ 159,142	\$ 138,680	\$ 155,123
U.S. Agency mortgage obligations	615,742	639,371	965,344	1,017,331
State and municipal bonds	154,096	173,432	169,059	189,479
Corporate notes and bonds	907,165	984,935	1,036,424	1,117,532
Common stocks	3,682,813	5,317,465	4,232,693	5,517,155
Limited partnership	125,000	155,437	125,000	141,655
Short-term investments	1,074,102	1,074,102	644,157	644,157
Total investments	<u>\$6,697,598</u>	<u>\$8,503,884</u>	<u>\$7,311,357</u>	<u>\$8,782,432</u>

## MCGRAW FOUNDATION

### Notes to Financial Statements

#### Note 5 - Fair value measurements

The Foundation measures certain financial assets and liabilities at fair value in accordance with U.S. GAAP, which defines fair value as the price that would be received to sell an asset or paid to transfer a liability in an orderly transaction between market participants at the measurement date. U.S. GAAP also establishes a fair value hierarchy, which prioritizes the inputs to valuation techniques used to measure fair value into three broad levels. The fair value hierarchy gives the highest priority to quoted prices in active markets for identical assets or liabilities (Level 1) and the lowest priority to unobservable inputs (Level 3). A financial instrument's categorization within the fair value hierarchy is based upon the lowest level of input that is significant to the instrument's fair value measurement. The three levels within the fair value hierarchy are described as follows:

Level 1        Inputs to the valuation methodology are unadjusted quoted prices for identical assets or liabilities in active markets that the Association has the ability to access.

Level 2        Inputs to the valuation methodology include:  
                  Quoted prices for similar assets or liabilities in active markets;  
                  Quoted prices for identical or similar assets or liabilities in inactive markets;  
                  Inputs other than quoted prices that are observable for the asset or liability;  
                  Inputs that are derived principally from or corroborated by observable market data by correlation or other means.

If the asset or liability has a specified (contractual) term, the Level 2 input must be observable for substantially the full term of the asset or liability.

Level 3        Inputs to the valuation methodology are unobservable and significant to the fair value measurement.

The asset's or liability's fair value measurement level within the fair value hierarchy is based on the lowest level of any input that is significant to the fair value measurement. Valuation techniques used need to maximize the use of observable inputs and minimize the use of unobservable inputs.

Following is a description of the valuation methodologies used for assets measured at fair value. There have been no changes in the methodologies used at December 31, 2012.

# MCGRAW FOUNDATION

## Notes to Financial Statements

### Note 5 - Fair value measurements, cont'd

Common stocks, state and municipal bonds, corporate notes and bonds, U.S. government securities, limited partnership and short term investments: Valued at the closing price reported on the active market on which the individual securities are traded.

The following table sets forth by level, within the fair value hierarchy, the Foundation's assets at fair value as of December 31, 2012:

	Assets at Fair Value as of December 31, 2012			
	Level 1	Level 2	Level 3	Total
U.S. Government securities	\$ 798,513	\$ -	\$ -	\$ 798,513
State and municipal bonds	173,432			173,432
Corporate notes and bonds	984,935			984,935
Common stocks	5,317,465			5,317,465
Limited partnership	155,437			155,437
Short-term investments	1,074,102			1,074,102
Total investments	<u>\$8,503,884</u>	<u>\$ -</u>	<u>\$ -</u>	<u>\$8,503,884</u>

### Note 6 - Lease

The Foundation conducts its operations from a premise that is leased under a cancellable operating lease expiring in November 2013, with an option to renew for two years. Fixed minimum future monthly rentals payable after December 31, 2012 totaled \$15,610. Total rent expense for the Foundation's operating lease amounted to approximately \$16,723 and \$17,407 in years ended December 31, 2012 and 2011, respectively.

## MCGRAW FOUNDATION

### Notes to Financial Statements

#### Note 7 - Concentration of credit risk and market risk

Financial instruments that potentially expose the Foundation to concentrations of credit and market risk consist primarily of investments in debt and equity securities. The investments in debt securities do not represent significant concentrations of market risk inasmuch as such investments are diversified among U.S. Treasury and U.S. agency issuers. Common stock investments, while diversified among different industries and companies, are subject to declines in market values associated with the U.S. and global economies.

#### Note 8 - Grant contingency

The Foundation has approved the McGraw Foundation Challenge Grant Program beginning in 2011. Under this program, the Foundation will match cash donations made to the Max McGraw Wildlife Foundation up to a maximum of \$200,000 annually in each of the next five years. If more than \$200,000 is collected in any one year, the amount in excess of \$200,000 may be carried over to the following year. The Foundation cannot predict the amount that will be paid from this grant program. Accordingly, no liability has been recorded in the financial statements. The Foundation paid \$200,000 during the year ended December 31, 2012.

#### Note 9 - Grant payable

At December 31, 2012, the Foundation was committed under grant programs for the following payments for future years:

	Amount Of Grants	Present Value
Payable for year 2013	\$ 37,500	\$ 37,500
Payable for year 2014	25,000	25,000
Total	<u>\$ 62,500</u>	<u>\$ 62,500</u>



*Picker & Associates, LLC*

*pickercpa.com*

*CPA's and Consultants*

*Ralph Picker, Managing Principal*

*1130 Lake Cook Road, Suite 130-Buffalo Grove, IL 60089-1944*

*Phone: (847) 541-4000 Fax: (847) 541-4085*

*email: rp@pickercpa.com*

Independent Auditor's Report on Supplementary Information

To the Board of Directors  
McGraw Foundation  
Northbrook, Illinois

We have audited the financial statements of McGraw Foundation (a nonprofit organization) as of and for the years ended December 31, 2012 and 2011 and have issued our report thereon dated April 16, 2013, which expressed an unmodified opinion on those financial statements and appears on page one. Our audits were conducted for the purpose of forming an opinion on the financial statements as a whole. The schedules of management and general expenses, on page 13, which are the responsibility of the Foundation's management, are presented for purposes of additional analysis and are not a required part of the financial statements. Such information has not been subjected to the auditing procedures applied in the audits of the financial statements, and accordingly, we do not express an opinion or provide any assurance on it.

*Picker & Associates*

Buffalo Grove, Illinois  
April 16, 2013

# MCGRAW FOUNDATION

## Schedules of Management and General Expenses For the Years Ended December 31, 2012 and 2011

	2012	2011
Management and general expenses		
Salaries	\$ 156,743	\$ 140,410
Rent	16,723	17,407
Payroll taxes	11,794	11,009
Office supplies	7,025	6,983
Insurance	2,927	8,662
Telephone and utilities	3,068	3,236
Professional fees	4,100	4,100
Conference and travel	2,198	4,909
Depreciation		82
Dues and subscriptions	784	784
Total management and general expenses	<u>\$ 205,362</u>	<u>\$ 197,582</u>

See Independent Auditor's Report on Supplementary Information