



See a Social Security Number? Say Something!
Report Privacy Problems to <https://public.resource.org/privacy>
Or call the IRS Identity Theft Hotline at 1-800-908-4490



Return of Private Foundation
or Section 4947(a)(1) Nonexempt Charitable Trust
Treated as a Private Foundation

Note. The foundation may be able to use a copy of this return to satisfy state reporting requirements.

2012

Open to public inspection

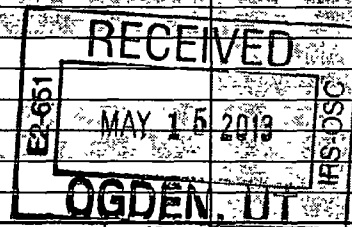
For calendar year 2012 or tax year beginning

, and ending

Name of foundation MURRAY AND AGNES SEASONGOOD GOOD GOVERNMENT FOUNDATION		A Employer identification number 31-1220827
Number and street (or P O box number if mail is not delivered to street address) 15 E. 8TH STREET	Room/suite 200W	B Telephone number (513) 721-2181
City or town, state, and ZIP code CINCINNATI, OH 45202		C If exemption application is pending, check here <input type="checkbox"/>
G Check all that apply: <input type="checkbox"/> Initial return <input type="checkbox"/> Initial return of a former public charity <input type="checkbox"/> Final return <input type="checkbox"/> Amended return <input type="checkbox"/> Address change <input type="checkbox"/> Name change		D 1. Foreign organizations, check here <input type="checkbox"/> 2. Foreign organizations meeting the 85% test, check here and attach computation <input type="checkbox"/>
H Check type of organization. <input checked="" type="checkbox"/> Section 501(c)(3) exempt private foundation <input type="checkbox"/> Section 4947(a)(1) nonexempt charitable trust <input type="checkbox"/> Other taxable private foundation		E If private foundation status was terminated under section 507(b)(1)(A), check here <input type="checkbox"/>
I Fair market value of all assets at end of year (from Part II, col (c), line 16) \$ 6,015,261.	J Accounting method: <input checked="" type="checkbox"/> Cash <input type="checkbox"/> Accrual <input type="checkbox"/> Other (specify) _____	F If the foundation is in a 60-month termination under section 507(b)(1)(B), check here <input type="checkbox"/>

Part I Analysis of Revenue and Expenses (The total of amounts in columns (b), (c), and (d) may not necessarily equal the amounts in column (a))		(a) Revenue and expenses per books	(b) Net investment income	(c) Adjusted net income	(d) Disbursements for charitable purposes (cash basis only)
1 Contributions, gifts, grants, etc., received				N/A	
2 Check <input checked="" type="checkbox"/> if the foundation is not required to attach Sch. B					
3 Interest on savings and temporary cash investments		16.	16.		STATEMENT 1
4 Dividends and interest from securities		163,492.	163,492.		STATEMENT 2
5a Gross rents					
b Net rental income or (loss)					
6a Net gain or (loss) from sale of assets not on line 10		310,265.			
b Gross sales price for all assets on line 6a		777,521.			
7 Capital gain net income (from Part IV, line 2)			310,265.		
8 Net short-term capital gain					
9 Income modifications					
10a Gross sales less returns and allowances					
b Less Cost of goods sold					
c Gross profit or (loss)					
11 Other income					
12 Total. Add lines 1 through 11		473,773.	473,773.		
13 Compensation of officers, directors, trustees, etc		0.	0.		0.
14 Other employee salaries and wages					
15 Pension plans, employee benefits					
16a Legal fees					
b Accounting fees STMT 3		11,637.	4,422.		7,215.
c Other professional fees STMT 4		63,086.	21,235.		41,851.
17 Interest					
18 Taxes STMT 5		7,200.	200.		0.
19 Depreciation and depletion					
20 Occupancy		14,240.	0.		14,240.
21 Travel, conferences, and meetings					
22 Printing and publications					
23 Other expenses STMT 6		6,504.	0.		6,504.
24 Total operating and administrative expenses. Add lines 13 through 23		102,667.	25,857.		69,810.
25 Contributions, gifts, grants paid		297,950.			297,950.
26 Total expenses and disbursements. Add lines 24 and 25		400,617.	25,857.		367,760.
27 Subtract line 26 from line 12:					
a Excess of revenue over expenses and disbursements		73,156.			
b Net investment income (if negative, enter -0-)			447,916.		
c Adjusted net income (if negative, enter -0-)				N/A	

SCANNED MAY 17 2013



47

**MURRAY AND AGNES SEASONGOOD
GOOD GOVERNMENT FOUNDATION**

Form 990-PF (2012)

31-1220827

Page 2

Part II Balance Sheets		Attached schedules and amounts in the description column should be for end-of year amounts only		Beginning of year	End of year	
		(a) Book Value	(b) Book Value	(c) Fair Market Value		
Assets	1 Cash - non-interest-bearing					
	2 Savings and temporary cash investments			51,626.	63,789.	63,789.
	3 Accounts receivable ▶					
	Less: allowance for doubtful accounts ▶					
	4 Pledges receivable ▶					
	Less: allowance for doubtful accounts ▶					
	5 Grants receivable					
	6 Receivables due from officers, directors, trustees, and other disqualified persons					
	7 Other notes and loans receivable ▶					
	Less: allowance for doubtful accounts ▶					
	8 Inventories for sale or use					
	9 Prepaid expenses and deferred charges					
	10a Investments - U.S. and state government obligations					
	b Investments - corporate stock STMT 8			2,925,319.	3,088,916.	3,644,099.
	c Investments - corporate bonds					
Liabilities	11 Investments - land, buildings, and equipment, basis ▶					
	Less: accumulated depreciation ▶					
	12 Investments - mortgage loans					
	13 Investments - other STMT 9			1,672,489.	1,569,885.	2,307,373.
	14 Land, buildings, and equipment, basis ▶					
	Less: accumulated depreciation ▶					
	15 Other assets (describe ▶)					
	16 Total assets (to be completed by all filers)			4,649,434.	4,722,590.	6,015,261.
	17 Accounts payable and accrued expenses					
	18 Grants payable					
Net Assets or Fund Balances	19 Deferred revenue					
	20 Loans from officers, directors, trustees, and other disqualified persons					
	21 Mortgages and other notes payable					
	22 Other liabilities (describe ▶)					
23 Total liabilities (add lines 17 through 22)			0.	0.		
Net Assets or Fund Balances	Foundations that follow SFAS 117, check here ▶ <input type="checkbox"/>					
	24 Unrestricted					
	25 Temporarily restricted					
	26 Permanently restricted					
	Foundations that do not follow SFAS 117, check here ▶ <input checked="" type="checkbox"/>					
	27 Capital stock, trust principal, or current funds			51,626.	63,789.	
	28 Paid-in or capital surplus, or land, bldg., and equipment fund			0.	0.	
	29 Retained earnings, accumulated income, endowment, or other funds			4,597,808.	4,658,801.	STATEMENT 7
30 Total net assets or fund balances			4,649,434.	4,722,590.		
31 Total liabilities and net assets/fund balances			4,649,434.	4,722,590.		

Part III Analysis of Changes in Net Assets or Fund Balances

1 Total net assets or fund balances at beginning of year - Part II, column (a), line 30 (must agree with end-of-year figure reported on prior year's return)	1	4,649,434.
2 Enter amount from Part I, line 27a	2	73,156.
3 Other increases not included in line 2 (itemize) ▶	3	0.
4 Add lines 1, 2, and 3	4	4,722,590.
5 Decreases not included in line 2 (itemize) ▶	5	0.
6 Total net assets or fund balances at end of year (line 4 minus line 5) - Part II, column (b), line 30	6	4,722,590.

MURRAY AND AGNES SEASONGOOD

Form 990-PF (2012)

GOOD GOVERNMENT FOUNDATION

31-1220827

Page 3

Part IV Capital Gains and Losses for Tax on Investment Income

(a) List and describe the kind(s) of property sold (e.g., real estate, 2-story brick warehouse; or common stock, 200 shs. MLC Co.)	(b) How acquired P - Purchase D - Donation	(c) Date acquired (mo., day, yr.)	(d) Date sold (mo., day, yr.)
1a			
b SEE ATTACHED STATEMENT			
c			
d			
e			

(e) Gross sales price	(f) Depreciation allowed (or allowable)	(g) Cost or other basis plus expense of sale	(h) Gain or (loss) (e) plus (f) minus (g)
a			
b			
c			
d			
e 777,521.		467,256.	310,265.

Complete only for assets showing gain in column (h) and owned by the foundation on 12/31/69

(i) F.M.V. as of 12/31/69	(j) Adjusted basis as of 12/31/69	(k) Excess of col. (i) over col. (j), if any	(l) Gains (Col. (h) gain minus col. (k), but not less than -0-) or Losses (from col. (h))
a			
b			
c			
d			
e			310,265.

2 Capital gain net income or (net capital loss)	{ If gain, also enter in Part I, line 7 If (loss), enter -0- in Part I, line 7 }	2	310,265.
3 Net short-term capital gain or (loss) as defined in sections 1222(5) and (6). If gain, also enter in Part I, line 8, column (c). If (loss), enter -0- in Part I, line 8	{ }	3	N/A

Part V Qualification Under Section 4940(e) for Reduced Tax on Net Investment Income

(For optional use by domestic private foundations subject to the section 4940(a) tax on net investment income.)

If section 4940(d)(2) applies, leave this part blank.

Was the foundation liable for the section 4942 tax on the distributable amount of any year in the base period?

☐ Yes ☒ No

If "Yes," the foundation does not qualify under section 4940(e). Do not complete this part.

1 Enter the appropriate amount in each column for each year; see the instructions before making any entries.

(a) Base period years Calendar year (or tax year beginning in)	(b) Adjusted qualifying distributions	(c) Net value of noncharitable-use assets	(d) Distribution ratio (col. (b) divided by col. (c))
2011	242,428.	5,749,925.	.042162
2010	211,844.	5,474,966.	.038693
2009	213,779.	4,923,673.	.043419
2008	286,869.	5,534,423.	.051834
2007	309,935.	6,287,046.	.049297

2 Total of line 1, column (d)	2	.225405
3 Average distribution ratio for the 5-year base period - divide the total on line 2 by 5, or by the number of years the foundation has been in existence if less than 5 years	3	.045081
4 Enter the net value of noncharitable-use assets for 2012 from Part X, line 5	4	5,955,379.
5 Multiply line 4 by line 3	5	268,474.
6 Enter 1% of net investment income (1% of Part I, line 27b)	6	4,479.
7 Add lines 5 and 6	7	272,953.
8 Enter qualifying distributions from Part XII, line 4	8	367,760.

If line 8 is equal to or greater than line 7, check the box in Part VI, line 1b, and complete that part using a 1% tax rate
See the Part VI instructions

MURRAY AND AGNES SEASONGOOD

Form 990-PF (2012)

GOOD GOVERNMENT FOUNDATION

31-1220827

Page 4

Part VI Excise Tax Based on Investment Income (Section 4940(a), 4940(b), 4940(e), or 4948 - see instructions)

1a Exempt operating foundations described in section 4940(d)(2), check here <input type="checkbox"/> and enter "N/A" on line 1. Date of ruling or determination letter: _____ (attach copy of letter if necessary-see instructions)		1	4,479.
b Domestic foundations that meet the section 4940(e) requirements in Part V, check here <input checked="" type="checkbox"/> and enter 1% of Part I, line 27b		2	0.
c All other domestic foundations enter 2% of line 27b. Exempt foreign organizations enter 4% of Part I, line 12, col. (b).		3	4,479.
2 Tax under section 511 (domestic section 4947(a)(1) trusts and taxable foundations only. Others enter -0-)		4	0.
3 Add lines 1 and 2		5	4,479.
4 Subtitle A (income) tax (domestic section 4947(a)(1) trusts and taxable foundations only. Others enter -0-)		6a	5,480.
5 Tax based on investment income. Subtract line 4 from line 3. If zero or less, enter -0-		6b	
6 Credits/Payments:		6c	
a 2012 estimated tax payments and 2011 overpayment credited to 2012		6d	
b Exempt foreign organizations - tax withheld at source		7	5,480.
c Tax paid with application for extension of time to file (Form 8868)		8	
d Backup withholding erroneously withheld		9	
7 Total credits and payments. Add lines 6a through 6d		10	1,001.
8 Enter any penalty for underpayment of estimated tax. Check here <input type="checkbox"/> if Form 2220 is attached		11	0.
9 Tax due. If the total of lines 5 and 8 is more than line 7, enter amount owed			
10 Overpayment. If line 7 is more than the total of lines 5 and 8, enter the amount overpaid			
11 Enter the amount of line 10 to be: Credited to 2013 estimated tax <input checked="" type="checkbox"/> 1,001. Refunded <input type="checkbox"/>			

Part VII-A Statements Regarding Activities

	Yes	No
1a During the tax year, did the foundation attempt to influence any national, state, or local legislation or did it participate or intervene in any political campaign?		X
1b Did it spend more than \$100 during the year (either directly or indirectly) for political purposes (see instructions for definition)? If the answer is "Yes" to 1a or 1b, attach a detailed description of the activities and copies of any materials published or distributed by the foundation in connection with the activities.		X
1c Did the foundation file Form 1120-POL for this year?		X
d Enter the amount (if any) of tax on political expenditures (section 4955) imposed during the year: (1) On the foundation. <input checked="" type="checkbox"/> \$ 0. (2) On foundation managers. <input checked="" type="checkbox"/> \$ 0.		
e Enter the reimbursement (if any) paid by the foundation during the year for political expenditure tax imposed on foundation managers. <input checked="" type="checkbox"/> \$ 0.		
2 Has the foundation engaged in any activities that have not previously been reported to the IRS? If "Yes," attach a detailed description of the activities		X
3 Has the foundation made any changes, not previously reported to the IRS, in its governing instrument, articles of incorporation, or bylaws, or other similar instruments? If "Yes," attach a conformed copy of the changes		X
4a Did the foundation have unrelated business gross income of \$1,000 or more during the year?		X
b If "Yes," has it filed a tax return on Form 990-T for this year?		
5 Was there a liquidation, termination, dissolution, or substantial contraction during the year? If "Yes," attach the statement required by General Instruction T		X
6 Are the requirements of section 508(e) (relating to sections 4941 through 4945) satisfied either: • By language in the governing instrument, or • By state legislation that effectively amends the governing instrument so that no mandatory directions that conflict with the state law remain in the governing instrument?	X	
7 Did the foundation have at least \$5,000 in assets at any time during the year? If "Yes," complete Part II, col. (c), and Part XV	X	
8a Enter the states to which the foundation reports or with which it is registered (see instructions) <input checked="" type="checkbox"/> OH		
b If the answer is "Yes" to line 7, has the foundation furnished a copy of Form 990-PF to the Attorney General (or designate) of each state as required by General Instruction G? If "No," attach explanation		X
9 Is the foundation claiming status as a private operating foundation within the meaning of section 4942(j)(3) or 4942(j)(5) for calendar year 2012 or the taxable year beginning in 2012 (see instructions for Part XIV)? If "Yes," complete Part XIV		X
10 Did any persons become substantial contributors during the tax year? If "Yes," attach a schedule listing their names and addresses		X

N/A

SEE STATEMENT 10

Form 990-PF (2012)

MURRAY AND AGNES SEASONGOOD
GOOD GOVERNMENT FOUNDATION

Form 990-PF (2012)

31-1220827

Page 5

Part VII-A Statements Regarding Activities (continued)

11	At any time during the year, did the foundation, directly or indirectly, own a controlled entity within the meaning of section 512(b)(13)? If "Yes," attach schedule (see instructions)	11		X
12	Did the foundation make a distribution to a donor advised fund over which the foundation or a disqualified person had advisory privileges? If "Yes," attach statement (see instructions)	12		X
13	Did the foundation comply with the public inspection requirements for its annual returns and exemption application? Website address ► N/A	13	X	
14	The books are in care of ► D. DAVID ALTMAN Telephone no ► (513) 721-2181 Located at ► 15 E. 8TH STREET NO. 200W, CINCINNATI, OH ZIP+4 ► 45202			
15	Section 4947(a)(1) nonexempt charitable trusts filing Form 990-PF in lieu of Form 1041 - Check here and enter the amount of tax-exempt interest received or accrued during the year	15	N/A	
16	At any time during calendar year 2012, did the foundation have an interest in or a signature or other authority over a bank, securities, or other financial account in a foreign country? See the instructions for exceptions and filing requirements for Form TD F 90-22.1. If "Yes," enter the name of the foreign country ►	16	Yes	No
			X	

Part VII-B Statements Regarding Activities for Which Form 4720 May Be Required

File Form 4720 if any item is checked in the "Yes" column, unless an exception applies.

	Yes	No
1a During the year did the foundation (either directly or indirectly):		
(1) Engage in the sale or exchange, or leasing of property with a disqualified person?	<input type="checkbox"/> Yes <input checked="" type="checkbox"/> No	
(2) Borrow money from, lend money to, or otherwise extend credit to (or accept it from) a disqualified person?	<input type="checkbox"/> Yes <input checked="" type="checkbox"/> No	
(3) Furnish goods, services, or facilities to (or accept them from) a disqualified person?	<input checked="" type="checkbox"/> Yes <input type="checkbox"/> No	
(4) Pay compensation to, or pay or reimburse the expenses of, a disqualified person?	<input type="checkbox"/> Yes <input checked="" type="checkbox"/> No	
(5) Transfer any income or assets to a disqualified person (or make any of either available for the benefit or use of a disqualified person)?	<input type="checkbox"/> Yes <input checked="" type="checkbox"/> No	
(6) Agree to pay money or property to a government official? (Exception. Check "No" if the foundation agreed to make a grant to or to employ the official for a period after termination of government service, if terminating within 90 days.)	<input type="checkbox"/> Yes <input checked="" type="checkbox"/> No	
b If any answer is "Yes" to 1a(1)-(6), did any of the acts fail to qualify under the exceptions described in Regulations section 53.4941(d)-3 or in a current notice regarding disaster assistance (see instructions)? Organizations relying on a current notice regarding disaster assistance check here ► <input type="checkbox"/>	1b	X
c Did the foundation engage in a prior year in any of the acts described in 1a, other than excepted acts, that were not corrected before the first day of the tax year beginning in 2012?	1c	X
2 Taxes on failure to distribute income (section 4942) (does not apply for years the foundation was a private operating foundation defined in section 4942(j)(3) or 4942(j)(5)):		
a At the end of tax year 2012, did the foundation have any undistributed income (lines 6d and 6e, Part XIII) for tax year(s) beginning before 2012? If "Yes," list the years ►	<input type="checkbox"/> Yes <input checked="" type="checkbox"/> No	
b Are there any years listed in 2a for which the foundation is not applying the provisions of section 4942(a)(2) (relating to incorrect valuation of assets) to the year's undistributed income? (If applying section 4942(a)(2) to all years listed, answer "No" and attach statement - see instructions.)	N/A	
c If the provisions of section 4942(a)(2) are being applied to any of the years listed in 2a, list the years here ►	2b	
3a Did the foundation hold more than a 2% direct or indirect interest in any business enterprise at any time during the year?	<input type="checkbox"/> Yes <input checked="" type="checkbox"/> No	
b If "Yes," did it have excess business holdings in 2012 as a result of (1) any purchase by the foundation or disqualified persons after May 26, 1969; (2) the lapse of the 5-year period (or longer period approved by the Commissioner under section 4943(c)(7)) to dispose of holdings acquired by gift or bequest; or (3) the lapse of the 10-, 15-, or 20-year first phase holding period? (Use Schedule C, Form 4720, to determine if the foundation had excess business holdings in 2012)	N/A	
4a Did the foundation invest during the year any amount in a manner that would jeopardize its charitable purposes?	4a	X
b Did the foundation make any investment in a prior year (but after December 31, 1969) that could jeopardize its charitable purpose that had not been removed from jeopardy before the first day of the tax year beginning in 2012?	4b	X

Form 990-PF (2012)

Part VII-B Statements Regarding Activities for Which Form 4720 May Be Required (continued)

5a During the year did the foundation pay or incur any amount to:

(1) Carry on propaganda, or otherwise attempt to influence legislation (section 4945(e))?

☐ Yes ☒ No

(2) Influence the outcome of any specific public election (see section 4955); or to carry on, directly or indirectly, any voter registration drive?

☐ Yes ☒ No

(3) Provide a grant to an individual for travel, study, or other similar purposes?

☐ Yes ☒ No

(4) Provide a grant to an organization other than a charitable, etc., organization described in section 509(a)(1), (2), or (3), or section 4940(d)(2)?

☐ Yes ☒ No

(5) Provide for any purpose other than religious, charitable, scientific, literary, or educational purposes, or for the prevention of cruelty to children or animals?

☐ Yes ☒ No

b If any answer is "Yes" to 5a(1)-(5), did any of the transactions fail to qualify under the exceptions described in Regulations section 53.4945 or in a current notice regarding disaster assistance (see instructions)?

5b

X

Organizations relying on a current notice regarding disaster assistance check here

☒

c If the answer is "Yes" to question 5a(4), does the foundation claim exemption from the tax because it maintained expenditure responsibility for the grant?

N/A

☐ Yes ☐ No

If "Yes," attach the statement required by Regulations section 53.4945-5(d)

6a Did the foundation, during the year, receive any funds, directly or indirectly, to pay premiums on a personal benefit contract?

☐ Yes ☒ No

6b

X

b Did the foundation, during the year, pay premiums, directly or indirectly, on a personal benefit contract?

If "Yes" to 6b, file Form 8870

7a At any time during the tax year, was the foundation a party to a prohibited tax shelter transaction?

☐ Yes ☒ No

7b

b If "Yes," did the foundation receive any proceeds or have any net income attributable to the transaction?

N/A

Part VIII Information About Officers, Directors, Trustees, Foundation Managers, Highly Paid Employees, and Contractors

1 List all officers, directors, trustees, foundation managers and their compensation.

(a) Name and address	(b) Title, and average hours per week devoted to position	(c) Compensation (If not paid, enter -0-)	(d) Contributions to employee benefit plans and deferred compensation	(e) Expense account, other allowances
SEE STATEMENT 11		0.	0.	0.

2 Compensation of five highest-paid employees (other than those included on line 1). If none, enter "NONE."

(a) Name and address of each employee paid more than \$50,000	(b) Title, and average hours per week devoted to position	(c) Compensation	(d) Contributions to employee benefit plans and deferred compensation	(e) Expense account, other allowances
NONE				

Total number of other employees paid over \$50,000

0

Form 990-PF (2012)

Part VIII Information About Officers, Directors, Trustees, Foundation Managers, Highly Paid Employees, and Contractors *(continued)*

3 Five highest-paid independent contractors for professional services. If none, enter "NONE."

[illegible]

Total number of others receiving over \$50,000 for professional services

Total number of orders receiving over \$50,000 for professional services	
Part IX-A	Summary of Direct Charitable Activities

List the foundation's four largest direct charitable activities during the tax year. Include relevant statistical information such as the number of organizations and other beneficiaries served, conferences convened, research papers produced, etc.

List the foundation's four largest direct charitable activities during the tax year. Include relevant statistical information such as the number of organizations and other beneficiaries served, conferences convened, research papers produced, etc.		Expenses
1	N/A	
2		
3		
4		

Part IX-B: Summary of Program-Related Investments

Describe the two largest program-related investments made by the foundation during the tax year on lines 1 and 2.

Describe the two largest program-related investments made by the foundation during the tax year on lines 1 and 2.		Amount
1	N/A	
2		
	All other program-related investments. See instructions.	
3		
Total. Add lines 1 through 3		0.

Form 990-PF (2012)

MURRAY AND AGNES SEASONGOOD
GOOD GOVERNMENT FOUNDATION

Form 990-PF (2012)

31-1220827 Page 8

Part X Minimum Investment Return (All domestic foundations must complete this part. Foreign foundations, see instructions.)

1	Fair market value of assets not used (or held for use) directly in carrying out charitable, etc., purposes:		
a	Average monthly fair market value of securities	1a	5,964,436.
b	Average of monthly cash balances	1b	81,634.
c	Fair market value of all other assets	1c	
d	Total (add lines 1a, b, and c)	1d	6,046,070.
e	Reduction claimed for blockage or other factors reported on lines 1a and 1c (attach detailed explanation)	1e	0.
2	Acquisition indebtedness applicable to line 1 assets	2	0.
3	Subtract line 2 from line 1d	3	6,046,070.
4	Cash deemed held for charitable activities. Enter 1 1/2% of line 3 (for greater amount, see instructions)	4	90,691.
5	Net value of noncharitable-use assets. Subtract line 4 from line 3. Enter here and on Part V, line 4	5	5,955,379.
6	Minimum investment return. Enter 5% of line 5	6	297,769.

Part XI Distributable Amount (see instructions) (Section 4942(j)(3) and (j)(5) private operating foundations and certain foreign organizations check here ☐ and do not complete this part.)

1	Minimum investment return from Part X, line 6	1	297,769.
2a	Tax on investment income for 2012 from Part VI, line 5	2a	4,479.
b	Income tax for 2012. (This does not include the tax from Part VI.)	2b	
c	Add lines 2a and 2b	2c	4,479.
3	Distributable amount before adjustments. Subtract line 2c from line 1	3	293,290.
4	Recoveries of amounts treated as qualifying distributions	4	0.
5	Add lines 3 and 4	5	293,290.
6	Deduction from distributable amount (see instructions)	6	0.
7	Distributable amount as adjusted. Subtract line 6 from line 5. Enter here and on Part XIII, line 1	7	293,290.

Part XII Qualifying Distributions (see instructions)

1	Amounts paid (including administrative expenses) to accomplish charitable, etc., purposes:		
a	Expenses, contributions, gifts, etc. - total from Part I, column (d), line 26	1a	367,760.
b	Program-related investments - total from Part IX-B	1b	0.
2	Amounts paid to acquire assets used (or held for use) directly in carrying out charitable, etc., purposes	2	
3	Amounts set aside for specific charitable projects that satisfy the:		
a	Suitability test (prior IRS approval required)	3a	
b	Cash distribution test (attach the required schedule)	3b	
4	Qualifying distributions. Add lines 1a through 3b. Enter here and on Part V, line 8, and Part XIII, line 4	4	367,760.
5	Foundations that qualify under section 4940(e) for the reduced rate of tax on net investment income. Enter 1% of Part I, line 27b	5	4,479.
6	Adjusted qualifying distributions. Subtract line 5 from line 4	6	363,281.

Note. The amount on line 6 will be used in Part V, column (b), in subsequent years when calculating whether the foundation qualifies for the section 4940(e) reduction of tax in those years.

Form 990-PF (2012)

MURRAY AND AGNES SEASONGOOD
GOOD GOVERNMENT FOUNDATION

Form 990-PF (2012)

31-1220827

Page 9

Part XIII Undistributed Income (see instructions)

	(a) Corpus	(b) Years prior to 2011	(c) 2011	(d) 2012
1 Distributable amount for 2012 from Part XI, line 7				293,290.
2 Undistributed income, if any, as of the end of 2012				
a Enter amount for 2011 only			151,078.	
b Total for prior years:		0.		
3 Excess distributions carryover, if any, to 2012.				
a From 2007				
b From 2008				
c From 2009				
d From 2010				
e From 2011				
f Total of lines 3a through e	0.			
4 Qualifying distributions for 2012 from Part XII, line 4: ► \$ 367,760.				
a Applied to 2011, but not more than line 2a			151,078.	
b Applied to undistributed income of prior years (Election required - see instructions)		0.		
c Treated as distributions out of corpus (Election required - see instructions)	0.			
d Applied to 2012 distributable amount				216,682.
e Remaining amount distributed out of corpus	0.			
5 Excess distributions carryover applied to 2012 (If an amount appears in column (d), the same amount must be shown in column (a).)	0.			0.
6 Enter the net total of each column as indicated below:				
a Corpus. Add lines 3f, 4c, and 4e. Subtract line 5	0.			
b Prior years' undistributed income. Subtract line 4b from line 2b		0.		
c Enter the amount of prior years' undistributed income for which a notice of deficiency has been issued, or on which the section 4942(a) tax has been previously assessed		0.		
d Subtract line 6c from line 6b. Taxable amount - see instructions		0.		
e Undistributed income for 2011. Subtract line 4a from line 2a. Taxable amount - see instr.			0.	
f Undistributed income for 2012. Subtract lines 4d and 5 from line 1. This amount must be distributed in 2013				76,608.
7 Amounts treated as distributions out of corpus to satisfy requirements imposed by section 170(b)(1)(F) or 4942(g)(3)	0.			
8 Excess distributions carryover from 2007 not applied on line 5 or line 7	0.			
9 Excess distributions carryover to 2013. Subtract lines 7 and 8 from line 6a	0.			
10 Analysis of line 9				
a Excess from 2008				
b Excess from 2009				
c Excess from 2010				
d Excess from 2011				
e Excess from 2012				

Page 10

N/A

- 4942(j)(3) or ☐ 4942(j)(5)

- (4) Gross investment income**

[illegible]

PLEASE VISIT OUR WEBSITE AT WWW.SEASONGOODFOUNDATION.COM

MURRAY AND AGNES SEASONGOOD
GOOD GOVERNMENT FOUNDATION

Form 990-PF (2012)

31-1220827 Page 11

Part XV Supplementary Information (continued)

3 Grants and Contributions Paid During the Year or Approved for Future Payment

Recipient	If recipient is an individual, show any relationship to any foundation manager or substantial contributor	Foundation status of recipient	Purpose of grant or contribution	Amount
Name and address (home or business)				
a Paid during the year				
AMERICAN SOCIETY FOR PUBLIC ADMINISTRATION, GREATER CINCINNATI CHAPTER (ASP NUNN DRIVE, FOUNDERS HALL 424A HIGHLAND HEIGHTS, KY 41099	NONE	501(C)(3)	EDUCATIONAL	3,000.
CENTER FOR LOCAL GOVERNMENT 10945 REED HARTMAN HIGHWAY, SUITE 303 BLUE ASH, OH 45242	NONE	501(C)(3)	GOVERNMENTAL PROCESSES	5,000.
CINCINNATI MUSEUM CENTER 1301 WESTERN AVENUE CINCINNATI, OH 45203	NONE	501(C)(3)	EDUCATIONAL	7,500.
CINCINNATI PUBLIC RADIO, INC. (WVXU) 1223 CENTRAL PARKWAY CINCINNATI, OH 45214	NONE	501(C)(3)	RESEARCH AND COMMUNICATION	18,000.
CITIZENS FOR CIVIC RENEWAL 664 ENRIGHT AVENUE CINCINNATI, OH 45205	NONE	501(C)(3)	OTHER	10,000.
Total SEE CONTINUATION SHEET(S) ▶ 3a				297,950.
b Approved for future payment				
NONE				
Total ▶ 3b				0.

Enter gross amounts unless otherwise indicated.

(See worksheet in line 13 instructions to verify calculations.)

223621
12-05-12

Part XVII Information Regarding Transfers To and Transactions and Relationships With Noncharitable Exempt Organizations

- | | |
|--|-------------------|
| <p>1 Did the organization directly or indirectly engage in any of the following with any other organization described in section 501(c) of the Code (other than section 501(c)(3) organizations) or in section 527, relating to political organizations?</p> <p>a Transfers from the reporting foundation to a noncharitable exempt organization of:</p> <p>(1) Cash</p> <p>(2) Other assets</p> <p>b Other transactions:</p> <p>(1) Sales of assets to a noncharitable exempt organization</p> <p>(2) Purchases of assets from a noncharitable exempt organization</p> <p>(3) Rental of facilities, equipment, or other assets</p> <p>(4) Reimbursement arrangements</p> <p>(5) Loans or loan guarantees</p> <p>(6) Performance of services or membership or fundraising solicitations</p> <p>c Sharing of facilities, equipment, mailing lists, other assets, or paid employees</p> <p>d If the answer to any of the above is "Yes," complete the following schedule. Column (b) should always show the fair market value of the goods, other assets, or services given by the reporting foundation. If the foundation received less than fair market value in any transaction or sharing arrangement, show in column (d) the value of the goods, other assets, or services received.</p> | <p>Yes</p> |
| <p>1a(1)</p> | <p>Yes</p> |
| <p>1a(2)</p> | <p>Yes</p> |
| <p>1b(1)</p> | <p>Yes</p> |
| <p>1b(2)</p> | <p>Yes</p> |
| <p>1b(3)</p> | <p>Yes</p> |
| <p>1b(4)</p> | <p>Yes</p> |
| <p>1b(5)</p> | <p>Yes</p> |
| <p>1b(6)</p> | <p>Yes</p> |
| <p>1c</p> | <p>Yes</p> |

	Yes	No
1a(1)		X
1a(2)		X
1b(1)		X
1b(2)		X
1b(3)		X
1b(4)		X
1b(5)		X
1b(6)		X
1c		X

[illegible]

- 2a** Is the foundation directly or indirectly affiliated with, or related to, one or more tax-exempt organizations described in section 501(c) of the Code (other than section 501(c)(3)) or in section 527? ☐ Yes ☒ No
- b** If "Yes," complete the following schedule.

(a) Name of organization	(b) Type of organization	(c) Description of relationship
N/A		

**Sign
Here**

Under penalties of perjury, I declare that I have examined this return, including accompanying schedules and statements, and to the best of my knowledge and belief, it is true, correct, and complete. Declaration of preparer (other than taxpayer) is based on all information of which preparer has any knowledge.

Signature of officer or trustee

Date 1/5/7/13

► Treasurer
Title

May the IRS discuss this return with the preparer shown below (see instr.)?

☒ Yes ☐ No

**Paid
Preparer
Use Only**

Print/Type preparer's name

BRADLEY S. CHAFFIN

Preparer's signature

Date _____

Check ☐ self-employed

PTIN

P00175127

Firm's name ► **BARNES, DENNIG & CO., LTD**

Firm's EIN ▶ 31-1119890

Firm's address ► 150 EAST FOURTH STREET
CINCINNATI, OH 45202

Phone no. (513) 241-8313

Form 990-PF (2012)

MURRAY AND AGNES SEASONGOOD
GOOD GOVERNMENT FOUNDATION

31-1220827

Part XV Supplementary Information

3 Grants and Contributions Paid During the Year (Continuation)

Recipient Name and address (home or business)	If recipient is an individual, show any relationship to any foundation manager or substantial contributor	Foundation status of recipient	Purpose of grant or contribution	Amount
CITY OF CINCINNATI 805 CENTRAL AVENUE, ROOM 320 CINCINNATI, OH 45202	NONE		GOVERNMENT PROCESSES	8,500.
CITY OF CINCINNATI OFFICE OF ENVIRONMENTAL QUALITY 805 CENTRAL AVENUE, ROOM 320 CINCINNATI, OH 45202	NONE	501(C)(3)	OTHER	5,000.
COMMON CAUSE EDUCATION FUND (ON BEHALF OF COMMON CAUSE OHIO) 1133 19TH STREET NW WASHINGTON, DC 20036	NONE	501(C)(3)	RESEARCH AND COMMUNICATION	5,000.
ENVIRONMENTAL COMMUNITY ORGANIZATION (ECO) 315 WEST COURT STREET CINCINNATI, OH 45202	NONE	501(C)(3)	OTHER	12,000.
FAITH COMMUNITY ALLIANCE OF GREATER CINCINNATI 539 FOREST AVENUE CINCINNATI, OH 45242	NONE	501(C)(3)	RESEARCH AND COMMUNICATION	3,500.
FORM-BASED CODE NEIGHBORHOOD CHARRETTES C/O CDC ASSOCIATION OF GREATER CINC 2859 COLERAIN AVENUE, #11 CINCINNATI, OH 45225	NONE	501(C)(3)	GOVERNMENTAL PROCESSES	10,000.
GREATER CINCINNATI CHAPER-AMERICAN SOCIETY FOR PUBLIC ADMINISTRATION (GCC-A) NUNN DRIVE, FOUNDERS HALL 424A HIGHLAND HEIGHTS, KY 41099	NONE	501(C)(3)	GOVERNMENTAL PROCESSES	5,000.
HAMILTON COUNTY - OFFICE OF THE COUNTY ADMINISTRATOR 138 EAST COURT STREET, ROOM 603 CINCINNATI, OH 45202	NONE	501(C)(3)	EDUCATIONAL	5,040.
INVEST IN NEIGHBORHOODS, INC. 315 WEST COURT STREET CINCINNATI, OH 45202	NONE	501(C)(3)	RESEARCH AND COMMUNICATION	7,000.
LAW AND LEADERSHIP INSTITUTE, LLC 1700 LAKE SHORE DRIVE COLUMBUS, OH 43204	NONE	501(C)(3)	EDUCATIONAL	3,500.
Total from continuation sheets				254,450.

MURRAY AND AGNES SEASONGOOD
GOOD GOVERNMENT FOUNDATION

31-1220827

Part XV. Supplementary Information

3 Grants and Contributions Paid During the Year (Continuation)

Recipient Name and address (home or business)	If recipient is an individual, show any relationship to any foundation manager or substantial contributor	Foundation status of recipient	Purpose of grant or contribution	Amount
LEAGUE OF WOMEN VOTERS OF THE CINCINNATI AREA EDUCATION FUND 103 WILLIAM HOWARD TAFT ROAD CINCINNATI, OH 45219	NONE	501(C)(3)	GOVERNMENTAL PROCESSES	8,000.
LEAGUE OF WOMEN VOTERS OF THE CINCINNATI AREA EDUCATION FUND 103 WILLIAM HOWARD TAFT ROAD CINCINNATI, OH 45219	NONE	501(C)(3)	GOVERNMENTAL PROCESSES	3,600.
NORTHERN KENTUCKY AREA DEVELOPMENT DISTRICT (NKADD) 22 SPRIAL DRIVE FLORENCE, KY 41042	NONE	501(C)(3)	EDUCATIONAL	5,040.
NORTHERN KENTUCKY AREA PLANNING COMMISSION (NKAPC) 2332 ROYAL DRIVE FORT MITCHELL, KY 41017	NONE	501(C)(3)	EDUCATIONAL	4,224.
OHIO CITIZEN ACTION EDUCATION FUND 2330 VICTORY PARKWAY, #100 CINCINNATI, OH 45206	NONE	501(C)(3)	RESEARCH AND COMMUNICATION	5,000.
OHIO JUSTICE AND POLICY CENTER 215 EAST NINTH STREET, SUITE 601 CINCINNATI, OH 45202	NONE	501(C)(3)	RESEARCH AND COMMUNICATION	10,000.
OHIO POVERTY LAW CENTER, LLC 555 BUTTLES AVENUE COLUMBUS, OH 43215	NONE	501(C)(3)	GOVERNMENTAL PROCESSES	10,000.
PUBLIC SERVICE RECOGNITION-CINCINNATI 550 MAIN STREET, ROOM 1116 CINCINNATI, OH 45202	NONE	501(C)(3)	GOVERNMENTAL PROCESSES	900.
SEASONGOOD FOUNDATION 15 E. EIGHTH ST. CINCINNATI, OH 45202	FOUNDATION	501(C)(3)	EDUCATIONAL	40,320.
SEASONGOOD FOUNDATION 15 E. EIGHTH ST. CINCINNATI, OH 45202	FOUNDATION	501(C)(3)	EDUCATIONAL	12,301.
Total from continuation sheets				

MURRAY AND AGNES SEASONGOOD
GOOD GOVERNMENT FOUNDATION

31-1220827

Part XV Supplementary Information

3 Grants and Contributions Paid During the Year (Continuation)

Recipient Name and address (home or business)	If recipient is an individual, show any relationship to any foundation manager or substantial contributor	Foundation status of recipient	Purpose of grant or contribution	Amount
SEASONGOOD FOUNDATION 15 E. EIGHTH ST. CINCINNATI, OH 45202	FOUNDATION	501(C)(3)	ADMINISTRATIVE	525.
THE CINCINNATI BAR ASSOCIATION 724 LAFAYETTE AVENUE, #1 CINCINNATI, OH 45220	NONE	501(C)(3)	RESEARCH AND COMMUNICATION	10,000.
THE KENTON COUNTY GOVERNMENT STUDY GROUP 505 BEAUMONT COURT PORT WRIGHT, KY 41011	NONE	501(C)(3)	OTHER	10,000.
UNIVERSITY OF CINCINNATI COLLEGE OF LAW P.O. BOX 210040 CINCINNATI, OH 45221	NONE	501(C)(3)	GOVERNMENTAL PROCESSES	20,000.
UPTOWN CONSORTIUM, INC. 629 OAK STREET, SUITE 306 CINCINNATI, OH 45206	NONE	501(C)(3)	EDUCATIONAL	10,000.
URBAN LEAGUE OF GREATER CINCINNATI 3458 READING ROAD CINCINNATI, OH 45229	NONE	501(C)(3)	RESEARCH AND COMMUNICATION	8,000.
WILLIAM AND NANCY JENNINGS (UNIVERSITY OF CINCINNATI DEPARTMENT OF COMMUNIC 137 MCMICKEN CINCINNATI, OH 45221	NONE	501(C)(3)	EDUCATIONAL	20,000.
WOMAN'S CITY CLUB OF GREATER CINCINNATI 103 WILLIAM HOWARD TAFT ROAD CINCINNATI, OH 45219	NONE	501(C)(3)	RESEARCH AND COMMUNICATION	2,000.
YMCA OF GREATER CINCINNATI 1105 ELM STREET CINCINNATI, OH 45202	NONE	501(C)(3)	EDUCATIONAL	10,000.
Total from continuation sheets				

FORM 990-PF INTEREST ON SAVINGS AND TEMPORARY CASH INVESTMENTS STATEMENT 1

SOURCE	AMOUNT
FIFTH THIRD BANK	16.
TOTAL TO FORM 990-PF, PART I, LINE 3, COLUMN A	16.

FORM 990-PF DIVIDENDS AND INTEREST FROM SECURITIES STATEMENT 2

SOURCE	GROSS AMOUNT	CAPITAL GAINS DIVIDENDS	COLUMN (A) AMOUNT
FIFTH THIRD BANK	110,173.	0.	110,173.
VANGUARD 500 INDEX FUND ADMIRAL	25,858.	0.	25,858.
VANGUARD BOND INDEX FUND	6,372.	0.	6,372.
VANGUARD BOND MARKET INDEX FUND ADMIRAL	11,410.	0.	11,410.
VANGUARD INTERNATIONAL VALUE FUND	9,679.	0.	9,679.
TOTAL TO FM 990-PF, PART I, LN 4	163,492.	0.	163,492.

FORM 990-PF ACCOUNTING FEES STATEMENT 3

DESCRIPTION	(A) EXPENSES PER BOOKS	(B) NET INVEST- MENT INCOME	(C) ADJUSTED NET INCOME	(D) CHARITABLE PURPOSES
ACCOUNTING	11,637.	4,422.		7,215.
TO FORM 990-PF, PG 1, LN 16B	11,637.	4,422.		7,215.

FORM 990-PF	OTHER PROFESSIONAL FEES	STATEMENT	4
-------------	-------------------------	-----------	---

DESCRIPTION	(A) EXPENSES PER BOOKS	(B) NET INVEST- MENT INCOME	(C) ADJUSTED NET INCOME	(D) CHARITABLE PURPOSES
ADMINISTRATION OF FOUNDATION ACTIVITIES	26,251.	0.		26,251.
CLERICAL SERVICES	15,600.	0.		15,600.
BANK ADMINISTRATIVE FEES FOR INVESTMENT MANAGEMENT	21,235.	21,235.		0.
TO FORM 990-PF, PG 1, LN 16C	63,086.	21,235.		41,851.

FORM 990-PF	TAXES	STATEMENT	5
-------------	-------	-----------	---

DESCRIPTION	(A) EXPENSES PER BOOKS	(B) NET INVEST- MENT INCOME	(C) ADJUSTED NET INCOME	(D) CHARITABLE PURPOSES
OHIO FILING FEE	200.	200.		0.
FEDERAL EXISE TAX	7,000.	0.		0.
TO FORM 990-PF, PG 1, LN 18	7,200.	200.		0.

FORM 990-PF	OTHER EXPENSES	STATEMENT	6
-------------	----------------	-----------	---

DESCRIPTION	(A) EXPENSES PER BOOKS	(B) NET INVEST- MENT INCOME	(C) ADJUSTED NET INCOME	(D) CHARITABLE PURPOSES
SUPPLIES & MISCELLANEOUS	2,449.	0.		2,449.
BOARD MEETING CHARGES	2,080.	0.		2,080.
INSURANCE	1,975.	0.		1,975.
TO FORM 990-PF, PG 1, LN 23	6,504.	0.		6,504.

FORM 990-PF	OTHER FUNDS	STATEMENT	7
-------------	-------------	-----------	---

DESCRIPTION	(A) BEGINNING OF YEAR	(B) END OF YEAR
ENDOWMENT FUND	4,597,808.	4,658,801.
TOTAL TO FORM 990-PF, PART II, LINE 29	4,597,808.	4,658,801.

FORM 990-PF	CORPORATE STOCK	STATEMENT	8
-------------	-----------------	-----------	---

DESCRIPTION	BOOK VALUE	FAIR MARKET VALUE
THE FIFTH THIRD BANK	3,088,916.	3,644,099.
TOTAL TO FORM 990-PF, PART II, LINE 10B	3,088,916.	3,644,099.

FORM 990-PF	OTHER INVESTMENTS	STATEMENT	9
-------------	-------------------	-----------	---

DESCRIPTION	VALUATION METHOD	BOOK VALUE	FAIR MARKET VALUE
VANGUARD BOND INDEX FUND	COST	377,236.	430,094.
VANGUARD INDEX TRUST - 500 PORTFOLIO	COST	429,373.	1,094,706.
VANGUARD INTERNATIONAL VALUE FUND	COST	364,297.	368,502.
VANGUARD SHORT-TERM BOND INDEX FUND	COST	398,979.	414,071.
TOTAL TO FORM 990-PF, PART II, LINE 13		1,569,885.	2,307,373.

FORM 990-PF	EXPLANATION CONCERNING PART VII-A, LINE 8B	STATEMENT	10
-------------	--	-----------	----

EXPLANATION

FILED OHIO VERIFICATION FILING WITH THE INTERNAL REVENUE SERVICE.

FORM 990-PF

PART VIII - LIST OF OFFICERS, DIRECTORS
TRUSTEES AND FOUNDATION MANAGERS

STATEMENT 11

NAME AND ADDRESS	TITLE AND AVRG HRS/WK	COMPEN- SATION	EMPLOYEE BEN PLAN CONTRIB	EXPENSE ACCOUNT
MARY SCHUBAUER-BERIGAN 15 EAST EIGHTH STREET, SUITE 200W CINCINNATI, OH 45202	PAST PRESIDENT 1.00	0.	0.	0.
MARJORIE DAVIES 15 EAST EIGHTH STREET, SUITE 200W CINCINNATI, OH 45202	PRESIDENT 1.00	0.	0.	0.
MELANIE MOODY 15 EAST EIGHTH STREET, SUITE 200W CINCINNATI, OH 45202	TREASURER 1.00	0.	0.	0.
WILLIAM BAHLMAN 15 EAST EIGHTH STREET, SUITE 200W CINCINNATI, OH 45202	TRUSTEE 1.00	0.	0.	0.
JAY CHATTERJEE 15 EAST EIGHTH STREET, SUITE 200W CINCINNATI, OH 45202	SECRETARY 1.00	0.	0.	0.
MARY ASBURY 15 EAST EIGHTH STREET, SUITE 200W CINCINNATI, OH 45202	TRUSTEE 1.00	0.	0.	0.
JERRY NEWFARMER 15 EAST EIGHTH STREET, SUITE 200W CINCINNATI, OH 45202	TRUSTEE 1.00	0.	0.	0.
DAVID MANN 15 EAST EIGHTH STREET, SUITE 200W CINCINNATI, OH 45202	VICE PRESIDENT 1.00	0.	0.	0.
BRUCE PETRIE, SR. 15 EAST EIGHTH STREET, SUITE 200W CINCINNATI, OH 45202	TRUSTEE - EMERITUS 1.00	0.	0.	0.
MYRTIS POWELL 15 EAST EIGHTH STREET, SUITE 200W CINCINNATI, OH 45202	TRUSTEE 1.00	0.	0.	0.
FANON RUCKER 15 EAST EIGHTH STREET, SUITE 200W CINCINNATI, OH 45202	TRUSTEE 1.00	0.	0.	0.

MURRAY AND AGNES SEASONGOOD GOOD GOVERNMENT

31-1220827

HENRY WINKLER	TRUSTEE - EMERITUS			
15 EAST EIGHTH STREET, SUITE 200W	1.00	0.	0.	0.
CINCINNATI, OH 45202				
JULIE OLBERDING	TRUSTEE			
15 EAST EIGHTH STREET, SUITE 200W	1.00	0.	0.	0.
CINCINNATI, OH 45202				
DAVID SINGLETON	TRUSTEE			
15 EAST EIGHTH STREET, SUITE 200W	1.00	0.	0.	0.
CINCINNATI, OH 45202				
TOTALS INCLUDED ON 990-PF, PAGE 6, PART VIII		0.	0.	0.



FIFTH THIRD BANK

Account Contacts — MATT HOFFMAN (513) 534-6330
— JUSTIN DAMMEL (513) 534-3961
— TIFFANY CROOM (513) 534-8905

AGT SEASONGOOD GOOD GOVT FDN-MAS

12/01/2012 - 12/31/2012

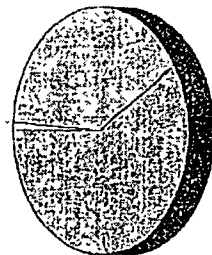
FIFTH THIRD BANK
AGENT FOR
SEASONGOOD GOOD GOVT FOUNDATION
MASTER ACCOUNT

INVESTMENT ALLOCATION SUMMARY

- ☐ Cash and Equivalents 1%
☐ Fixed Income - 40%
☒ Equities - 59%

Description	Last Statement	This Statement	Percent of Assets	Est. Annual Income	Estimated Yield
Cash and Equivalents	\$33,544.37	\$31,300.84	1%	\$4.39	0.0%
Fixed Income	\$1,460,883.71	\$1,447,067.00	40%	\$40,651.80	2.8%
Equities	\$2,160,818.68	\$2,165,730.69	59%	\$65,785.30	3.0%
Total Account Value	\$3,655,246.76	\$3,644,098.53	100%	\$106,441.49	2.9%

Net change in total account value (0.3) % Decrease



ACCOUNT SUMMARY

	Income Cash	Principal Cash	Investments*	Total
Beginning Balance	0.00	\$33,544.37	\$3,621,702.39	\$3,655,246.76
Income	\$16,253.30	\$2,928.25	\$19,181.55	\$19,181.55
Distributions	\$(1,791.60)	\$(14,461.70)	\$(16,253.30)	\$(16,253.30)
Net Security Transactions		\$5,171.78		\$5,171.78
Change in Market Value		\$(14,076.48)		\$(14,076.48)
Ending Balance	\$14,461.70	\$16,839.14	\$3,612,797.69	\$3,644,098.53

* Investments represent the activity in your equity, bond & other security holdings

REALIZED GAIN/(LOSS) SUMMARY

	Current Period	YTD
Short-term gain/(loss)	\$0.00	\$716.97
Long-term gain/(loss)	\$14,160.75	\$153,144.89
Net realized gain/(loss)	\$14,160.75	\$153,861.86

ACCOUNT OVERVIEW

	Current Period	YTD
Income Earned		
Interest	\$0.59	\$14,035.32
Dividends	\$19,180.96	\$96,138.99
Total Income Earned	\$19,181.55	\$110,174.31
Contributions		
Cash	\$0.00	\$80,000.00
Total Contributions	\$0.00	\$80,000.00
Distributions		
Cash	\$(16,253.30)	\$(183,445.33)
Total Distributions	\$(16,253.30)	\$(183,445.33)
Security Transactions		
Purchases	\$(49,266.32)	\$(544,039.37)
Sales	\$44,094.54	\$517,724.33
Net Security Transactions	\$(5,171.78)	\$(26,315.04)
Change in Market Value	\$(14,076.48)	\$204,252.14



FIFTH THIRD BANK

AGT SEASONGOOD GOOD GOVT FDN-MAS

12/01/2012 - 12/31/2012

PORTFOLIO POSITIONS

Quantity	Symbol	Description	Current Price	Market Value	% of Acct	Cost Basis	Accrued Income	Est. Annual Income	Est. Yield
Cash & Equivalents									
1,8400		CASH	\$1,000	\$1,84	0.0%	\$1,84			
		Uninvested Cash - Total		\$1,84	0.0%	\$1,84			
14,461 0000		FEDERATED GOVERNMENT OBLIGATIONS FUND INSTITUTIONAL SHARES (INCOME INVESTMENT) CUSIP - 99FEDG087	\$1,000	\$14,461 00	0.4%	\$14,461.00	\$0 09	\$2 03	
16,838.0000		FEDERATED GOVERNMENT OBLIGATIONS FUND INSTITUTIONAL SHARES CUSIP - 99FEDG087	\$1,000	\$16,838.00	0.5%	\$16,838.00	\$0 39	\$2.36	
		Taxable - Total		\$31,299 00	0 9%	\$31,299 00	\$0 48	\$4.39	
		Cash & Equivalents - Total		\$31,300.84	0 9%	\$31,300.84	\$0.48	\$4.39	0.0%
Fixed Income									
1,023.4770	DODIX	DODGE & COX INCOME FDCOM (INCOME INVESTMENT) CUSIP - 256210105	\$13 860	\$14,185 39	0.4%	\$13,281.61		\$495 36	3 5%
30,083 9430	DODIX	DODGE & COX INCOME FDCOM CUSIP - 256210105	\$13 860	\$416,963.45	11 4%	\$385,485 10		\$14,560 63	3 5%
1,933.0070	TGCFX	TCW FDS CORE FDI (INCOME INVESTMENT) CUSIP - 87234N401	\$11.230	\$21,707 67	0 6%	\$20,326.26		\$504 51	2 3%
36,976 2950	TGCFX	TCW FDS CORE FDI CUSIP - 87234N401	\$11.230	\$415,243.79	11 4%	\$387,950.53		\$9,650 81	2.3%
6,890 0000	BND	VANGUARD BDI INDEX FDI INC	\$84.030	\$578,966 70	15 9%	\$545,258.73		\$15,440 49	2.7%



FIFTH THIRD BANK

AGT SEASONGOOD GOOD GOVT FDN-MAS

12/01/2012 - 12/31/2012

PORTFOLIO POSITIONS

(continued)

Quantity	Symbol	Description	Current Price	Market Value	% of Acct	Cost Basis	Accrued Income	Est. Annual Income	Est. Yield
Fixed Income									

TOTAL BD MARKET ETF

CUSIP - 921937835

Domestic Fixed Income - Total	\$1,447,067.00	39.7%	\$1,352,302.23	\$40,651.80	2.8%
-------------------------------	----------------	-------	----------------	-------------	------

Fixed Income - Total	\$1,447,067.00	39.7%	\$1,352,302.23	\$40,651.80	2.8%
----------------------	----------------	-------	----------------	-------------	------

Equities

709.0000	ACN	ACCENTURE PLC CLASS A COMMON COMPANY BASED IN IRELAND CUSIP - G1151C101	\$66.500	\$47,148.50	1.3%	\$26,337.46	\$1,148.58	2.4%
601.0000	T	AT&T INC CUSIP - 00206R102	\$33.710	\$20,259.71	0.6%	\$16,695.78	\$1,081.80	5.3%
424.0000	APD	AIR PRODS & CHEMS INC CUSIP - 009158106	\$84.020	\$35,624.48	1.0%	\$30,337.14	\$271.36	3.0%
360.0000	AMP	AMERIPRISE FINANCIAL INC CUSIP - 03076C106	\$62.630	\$22,546.80	0.6%	\$21,733.94	\$648.00	2.9%
375.0000	AMGN	AMGEN INC CUSIP - 031162100	\$86.200	\$32,325.00	0.9%	\$31,993.31	\$705.00	2.2%
1,138.0000	ADI	ANALOG DEVICES INC CUSIP - 032654105	\$42.060	\$47,864.28	1.3%	\$35,868.74	\$1,365.60	2.9%
37.0000	AAPL	APPLE INC CUSIP - 037833100	\$532.172	\$19,690.40	0.5%	\$22,045.40	\$392.20	2.0%
388.0000	ADP	AUTOMATIC DATA PROCESSING INC CUSIP - 053015103	\$56.930	\$22,088.84	0.6%	\$18,767.82	\$675.12	3.1%
752.0000	BAX	BAXTER INTL INC CUSIP - 071813109	\$66.660	\$50,128.32	1.4%	\$43,896.37	\$1,353.60	2.7%
82.0000	BLK	BLACKROCK, INC COMMON CUSIP - 09247X101	\$206.710	\$16,950.22	0.5%	\$10,730.03	\$492.00	2.9%



FIFTH THIRD BANK

AGT SEASONGOOD GOOD GOVT FDN-MAS

12/01/2012 - 12/31/2012

04-1231

PORTFOLIO POSITIONS (continued)									
Quantity	Symbol	Description	Current Price	Market Value	% of Acct	Cost Basis	Accrued Income	Est. Annual Income	Est. Yield
150.0000	CVS	CVS/CAREMARK CORPORATION CUSIP - 126650100	\$48.350	\$7,252.50	0.2%	\$6,887.04		\$135.00	1.9%
716.0000	CVX	CHEVRON CORPORATION CUSIP - 166764100	\$108.140	\$77,428.24	2.1%	\$44,110.28		\$2,577.60	3.3%
1,106.0000	KO	COCA COLA CO CUSIP - 191216100	\$36.250	\$40,092.50	1.1%	\$31,856.37		\$1,128.12	2.8%
729.0000	DRI	DARDEN RESTAURANTS INC CUSIP - 237194105	\$45.070	\$32,856.03	0.9%	\$30,231.71		\$1,458.00	4.4%
888.0000	XOM	EXXON MOBIL CORP CUSIP - 30231G102	\$86.550	\$76,856.40	2.1%	\$56,718.47		\$2,024.64	2.6%
3,894.0000	GE	GENERAL ELECTRIC CO CUSIP - 369604103	\$20.990	\$81,735.06	2.2%	\$85,243.88	\$739.86	\$2,959.44	3.6%
527.0000	GIS	GENERAL MILS INC COM CUSIP - 370334104	\$40.420	\$21,301.34	0.6%	\$19,413.74		\$695.64	3.3%
797.0000	HNZ	HEINZ H J CO CUSIP - 423074103	\$57.680	\$45,970.96	1.3%	\$41,731.41		\$1,641.82	3.6%
415.0000	HD	HOME DEPOT INC CUSIP - 437076102	\$61.850	\$25,667.75	0.7%	\$20,154.48		\$481.40	1.9%
814.0000	HON	HONEYWELL INTL INC CUSIP - 438516106	\$63.470	\$51,664.58	1.4%	\$48,631.12		\$1,334.96	2.6%
1,427.0000	INTC	INTEL CORP CUSIP - 458140100	\$20.620	\$29,424.74	0.8%	\$36,396.57		\$1,284.30	4.4%
241.0000	IBM	INTERNATIONAL BUSINESS MACHS CUSIP - 459200101	\$191.550	\$46,163.55	1.3%	\$38,706.99		\$819.40	1.8%
1,159.0000	JPM	JP MORGAN CHASE & CO CUSIP - 46625H100	\$43.969	\$50,960.19	1.4%	\$43,775.94		\$1,390.80	2.7%
866.0000	JNJ	JOHNSON & JOHNSON	\$70.100	\$60,706.60	1.7%	\$26,090.38		\$2,113.04	3.5%



FIFTH THIRD BANK

AGT SEASONGOOD GOOD GOVT FDN-MAS

12/01/2012 - 12/31/2012

PORTFOLIO POSITIONS (continued)									
Quantity	Symbol	Description	Current Price	Market Value	% of Acct	Cost Basis	Accrued Income	Est. Annual Income	Est. Yield
Equities (continued)									

CUSIP - 478160104

272.0000	KMB	KIMBERLY CLARK CORP CUSIP - 494368103	\$84.430	\$22,964.96	0.6%	\$16,920.51	\$201.28	\$805.12	3.5%
567.0000	MCD	MCDONALDS CORP CUSIP - 580135101	\$88.210	\$50,015.07	1.4%	\$43,608.31		\$1,746.36	3.5%
2,255.0000	MSFT	MICROSOFT CORP CUSIP - 594918104	\$26.709	\$60,230.37	1.7%	\$59,837.27		\$2,074.60	3.4%
256.0000	NEE	NEXTERA ENERGY INC CUSIP - 65339F101	\$69.190	\$17,712.64	0.5%	\$15,948.80		\$614.40	3.5%
586.0000	NSC	NORFOLK SOUTHN CORP CUSIP - 655844108	\$61.840	\$36,238.24	1.0%	\$29,397.12		\$1,172.00	3.2%
389.0000	OXY	OCCIDENTAL PETE CORP CUSIP - 674599105	\$76.610	\$29,801.29	0.8%	\$28,022.69	\$210.06	\$840.24	2.8%
548.0000	OKE	ONEOK INC CUSIP - 682680103	\$42.750	\$23,427.00	0.6%	\$12,573.22		\$723.36	3.1%
455.0000	PNC	PNC FINANCIAL SERVICES GROUP CUSIP - 693475105	\$58.310	\$26,531.05	0.7%	\$27,649.54		\$728.00	2.7%
3,269.0000	PFE	PFIZER INC CUSIP - 717081103	\$25.079	\$81,984.23	2.2%	\$61,573.51		\$3,138.24	3.8%
707.0000	PM	PHILIP MORRIS INTL INC CUSIP - 718172109	\$83.640	\$59,133.48	1.6%	\$31,005.60	\$600.95	\$2,403.80	4.1%
273.0000	PX	PRAXAIR INC CUSIP - 74005P104	\$109.450	\$29,879.85	0.8%	\$24,202.41		\$600.60	2.0%
656.0000	PG	PROCTER & GAMBLE CO CUSIP - 742718109	\$67.890	\$44,535.84	1.2%	\$28,482.21		\$1,474.69	3.3%
348.0000	SJM	SMUCKER J M CO CUSIP - 832696405	\$86.240	\$30,011.52	0.8%	\$19,216.38		\$723.84	2.4%
812.0000	TWX	TIME WARNER INC	\$47.830	\$38,837.96	1.1%	\$23,368.48		\$844.48	2.2%



FIFTH THIRD BANK

04-1231

12/01/2012 - 12/31/2012

AGT SEASONGOOD GOOD GOVT FDN-MAS

PORTFOLIO POSITIONS (continued)									
Quantity	Symbol	Description	Current Price	Market Value	% of Acct	Cost Basis	Accrued Income	Est. Annual Income	Est. Yield
446 0000	TRV	TRAVELERS COS INC/THE CUSIP - 89417E109	\$71.820	\$32,031.72	0.9%	\$25,024.53		\$820.64	2.6%
924 0000	USB	US BANCORP DEL CUSIP - 902973304	\$31.940	\$29,512.56	0.8%	\$21,544.17	\$180.18	\$720.72	2.4%
422.0000	UPS	UNITED PARCEL SVC INC CL B CUSIP - 911312106	\$73.730	\$31,114.06	0.9%	\$30,733.89		\$962.16	3.1%
756.0000	UTX	UNITED TECHNOLOGIES CORP CUSIP - 913017109	\$82.010	\$61,999.56	1.7%	\$35,438.85		\$1,617.84	2.6%
221 0000	VFC	V F CORP CUSIP - 918204108	\$150.970	\$33,364.37	0.9%	\$17,089.96		\$769.08	2.3%
362.0000	WMT	WAL-MART STORES INC CUSIP - 931142103	\$68.230	\$24,699.26	0.7%	\$18,947.22		\$575.58	2.3%
1,813 0000	WFC	WELLS FARGO & COMPANY CUSIP - 949746101	\$34.180	\$61,968.34	1.7%	\$58,280.63		\$1,595.44	2.6%
1,759.0000	WMB	WILLIAMS COS INC COM FORMERLY WILLIAMS COS CUSIP - 969457100	\$32.740	\$57,589.66	1.6%	\$54,265.94		\$2,286.70	4.0%
1,649 0000	WEC	WISCONSIN ENERGY CORP COM CUSIP - 976657106	\$36.850	\$60,765.65	1.7%	\$36,925.18		\$2,242.64	3.7%

Large Cap Domestic - Total				\$1,907,055.67	52.3%	\$1,508,410.79	\$2,710.87	\$58,472.03	3.1%
385 0000	COV	COVIDIEN PLC COMMON SHS CUSIP - G2554F113	\$57.740	\$22,229.90	0.6%	\$22,344.36		\$400.40	1.8%
1,151 0000	ETN	EATON CORP PLC SHS CUSIP - G29183103	\$54.180	\$62,361.18	1.7%	\$59,454.91		\$1,749.52	2.8%





FIFTH THIRD BANK


AGT SEASONGOOD GOOD GOVT FDN-MAS

12/01/2012 - 12/31/2012

04-1231

PORTFOLIO POSITIONS (continued)									
Quantity	Symbol	Description	Current Price	Market Value	% of Acct	Cost Basis	Accrued Income	Est. Annual Income	Est. Yield
Equities									
280 0000	DEO	DIAGEO PLC ADR	\$116 580	\$32,642 40	0 9%	\$24,165 72		\$776 72	2 4%
		CUSIP - 25243Q205							
1,302.0000	ENB	ENBRIDGE INC SEDOL 2466149	\$43.320	\$56,402.64	1.5%	\$23,077 50		\$1,654 84	2.9%
		ISIN CA29250N1050							
		CUSIP - 29250N105							
748.0000	NVS	NOVARTIS A G CUSIP - 66987V109	\$63 300	\$47,348 40	1 3%	\$41,244.32		\$1,575 29	3 3%
750 0000	RHHBY	ROCHE HLOG LTD SPONSORED ADR CUSIP - 771195104	\$50 254	\$37,690 50	1 0%	\$26,615 30		\$1,156 50	3 1%
<i>Developed International - Total</i>				\$258,675.02	7.1%	\$196,902.11		\$7,313.27	2 8%
Equities - Total				\$2,165,730.69	59.4%	\$1,705,312.90	\$2,710.87	\$65,785.30	3.0%
Total Portfolio Positions				\$3,644,098.53	100.0%	\$3,088,915.97	\$2,711.35	\$106,441.49	2.9%

21



Client Services. 800-662-2739

Foundation account

Murray & Agnes Seasongood Good Government Foundation

Account overview

\$2,307,373.01

Total value of all accounts as of December 31, 2012

Year-to-date income

Taxable income	\$57,109.25
Nontaxable income	0.00
Total	\$57,109.25

Balances and holdings for Vanguard funds

Beginning on January 1, 2012, new tax rules on taxable (nonretirement) mutual fund accounts (excluding money market funds) require Vanguard to track cost basis information for shares acquired and subsequently sold, on or after that date. Unless you select another method, sales of Vanguard mutual funds, but not ETFs, will default to the average cost method. We'll begin reporting cost basis to the IRS in 2013. For more information, visit vanguard.com/costbasis

Symbol	Name	Fund & account	Average price per share	Total cost	Balance on 12/31/2011	Balance on 12/31/2012
VTRIX	International Value Fund	0046-09867208509	\$30.82	\$364,296.70	\$314,727.67	\$388,502.01
VBIRX	Short-Term Bond Index Adm	5132-09867208509	10.24	398,978.89	412,049.57	414,070.77
VBTLX	Total Bond Mkt Index Adm	0584-09867207607	9.73	377,236.41	424,070.71	430,094.02
VFIAX	500 Index Fund Adm	0540-09867208509	51.53	429,372.80	1,204,067.56	1,094,706.21
					\$2,354,915.51	\$2,307,373.01