



See a Social Security Number? Say Something!  
Report Privacy Problems to <https://public.resource.org/privacy>  
Or call the IRS Identity Theft Hotline at 1-800-908-4490



Form **990-PF**Department of the Treasury  
Internal Revenue Service**Return of Private Foundation**  
or Section 4947(a)(1) Nonexempt Charitable Trust  
**Treated as a Private Foundation**

Note. The foundation may be able to use a copy of this return to satisfy state reporting requirements

OMB No 1545-0052

**2012**

Open to public inspection

For calendar year 2012 or tax year beginning

, and ending

Name of foundation <b>J FERRANTINO CHARITABLE FOUNDATION</b>		A Employer identification number <b>26-4457061</b>
Number and street (or P.O. box number if mail is not delivered to street address) <b>126 S. MAIN STREET</b>	Room/suite	B Telephone number <b>734-662-4426</b>
City or town, state, and ZIP code <b>ANN ARBOR, MI 48104</b>		C If exemption application is pending, check here <input type="checkbox"/>
G Check all that apply <input type="checkbox"/> Initial return <input type="checkbox"/> Final return <input type="checkbox"/> Address change <input type="checkbox"/> Initial return of a former public charity <input type="checkbox"/> Amended return <input type="checkbox"/> Name change		D 1. Foreign organizations, check here <input type="checkbox"/> 2. Foreign organizations meeting the 85% test, check here and attach computation <input type="checkbox"/>
H Check type of organization <input type="checkbox"/> Section 4947(a)(1) nonexempt charitable trust <input checked="" type="checkbox"/> Section 501(c)(3) exempt private foundation <input type="checkbox"/> Other taxable private foundation		E If private foundation status was terminated under section 507(b)(1)(A), check here <input type="checkbox"/>
I Fair market value of all assets at end of year (from Part II, col. (c), line 16) <b>\$ 10,063,651.</b> (Part I, column (d) must be on cash basis.)	J Accounting method <input checked="" type="checkbox"/> Cash <input type="checkbox"/> Accrual <input type="checkbox"/> Other (specify) _____	F If the foundation is in a 60-month termination under section 507(b)(1)(B), check here <input type="checkbox"/>


Part I Analysis of Revenue and Expenses (The total of amounts in columns (b), (c), and (d) may not necessarily equal the amounts in column (a))		(a) Revenue and expenses per books	(b) Net investment income	(c) Adjusted net income	(d) Disbursements for charitable purposes (cash basis only)
1 Contributions, gifts, grants, etc., received		2,040.		N/A	
2 Check <input checked="" type="checkbox"/> if the foundation is not required to attach Sch. B					
3 Interest on savings and temporary cash investments					
4 Dividends and interest from securities		208,382.	200,152.		STATEMENT 1
5a Gross rents					
b Net rental income or (loss)					
6a Net gain or (loss) from sale of assets not on line 10		138,270.			
b Gross sales price for all assets on line 6a		5,177,571.			
7 Capital gain net income (from Part IV, line 2)			138,270.		
8 Net short-term capital gain					
9 Income modifications					
10a Gross sales less returns and allowances					
b Less Cost of goods sold					
c Gross profit or (loss)					
11 Other income		-2,264.	-2,264.		STATEMENT 2
12 Total. Add lines 1 through 11		346,428.	336,158.		
13 Compensation of officers, directors, trustees, etc.		0.	0.		0.
14 Other employee salaries and wages					
15 Pension plans, employee benefits					
16a Legal fees					
b Accounting fees		8,750.	8,750.		0.
c Other professional fees		22,516.	20,264.		2,252.
17 Interest					
18 Taxes		6,190.	3,590.		0.
19 Depreciation and depletion					
20 Occupancy					
21 Travel, conferences, and meetings					
22 Printing and publications					
23 Other expenses		40.	40.		0.
24 Total operating and administrative expenses. Add lines 13 through 23		37,496.	32,644.		2,252.
25 Contributions, gifts, grants paid		482,500.			482,500.
26 Total expenses and disbursements. Add lines 24 and 25		519,996.	32,644.		484,752.
27 Subtract line 26 from line 12		-173,568.			
a Excess of revenue over expenses and disbursements			303,514.		
b Net investment income (if negative, enter -0-)					
c Adjusted net income (if negative, enter -0-)				N/A	

223501  
12-05-12

LHA For Paperwork Reduction Act Notice, see instructions.

Form **990-PF** (2012)

SCANNED SEP 19 2013



4106

**Part II Balance Sheets**

Attached schedules and amounts in the description column should be for end-of-year amounts only

		Beginning of year	End of year	
		(a) Book Value	(b) Book Value	(c) Fair Market Value
<b>Assets</b>	1 Cash - non-interest-bearing	87,770.	3,311.	3,311.
	2 Savings and temporary cash investments	577,222.	1,072,100.	1,072,100.
	3 Accounts receivable ▶			
	Less allowance for doubtful accounts ▶			
	4 Pledges receivable ▶			
	Less allowance for doubtful accounts ▶			
	5 Grants receivable			
	6 Receivables due from officers, directors, trustees, and other disqualified persons			
	7 Other notes and loans receivable ▶ 800.			
	Less allowance for doubtful accounts ▶ 0.	435.	800.	800.
	8 Inventories for sale or use			
	9 Prepaid expenses and deferred charges			
	10a Investments - U S and state government obligations STMT 8	2,453,964.	1,072,182.	1,074,655.
	b Investments - corporate stock STMT 9	2,074,721.	3,428,653.	3,648,944.
	c Investments - corporate bonds STMT 10	1,803,580.	1,184,109.	1,195,097.
11 Investments - land, buildings, and equipment basis ▶				
Less accumulated depreciation ▶				
12 Investments - mortgage loans				
13 Investments - other STMT 11	2,920,323.	2,977,068.	3,068,744.	
14 Land, buildings, and equipment basis ▶				
Less accumulated depreciation ▶				
15 Other assets (describe ▶ )				
16 Total assets (to be completed by all filers)	9,918,015.	9,738,223.	10,063,651.	
<b>Liabilities</b>	17 Accounts payable and accrued expenses			
	18 Grants payable			
	19 Deferred revenue			
	20 Loans from officers, directors, trustees, and other disqualified persons			
	21 Mortgages and other notes payable			
	22 Other liabilities (describe ▶ )			
	23 Total liabilities (add lines 17 through 22)	0.	0.	
<b>Net Assets or Fund Balances</b>	Foundations that follow SFAS 117, check here ▶ <input type="checkbox"/>			
	and complete lines 24 through 26 and lines 30 and 31.			
	24 Unrestricted			
	25 Temporarily restricted			
	26 Permanently restricted			
	Foundations that do not follow SFAS 117, check here ▶ <input checked="" type="checkbox"/>			
	and complete lines 27 through 31.			
	27 Capital stock, trust principal, or current funds	0.	0.	
	28 Paid-in or capital surplus, or land, bldg, and equipment fund	0.	0.	
	29 Retained earnings, accumulated income, endowment, or other funds	9,918,015.	9,738,223.	
30 Total net assets or fund balances	9,918,015.	9,738,223.		
31 Total liabilities and net assets/fund balances	9,918,015.	9,738,223.		

**Part III Analysis of Changes in Net Assets or Fund Balances**

1 Total net assets or fund balances at beginning of year - Part II, column (a), line 30 (must agree with end-of-year figure reported on prior year's return)	1	9,918,015.
2 Enter amount from Part I, line 27a	2	-173,568.
3 Other increases not included in line 2 (itemize) ▶	3	0.
4 Add lines 1, 2, and 3	4	9,744,447.
5 Decreases not included in line 2 (itemize) ▶ SEE STATEMENT 7	5	6,224.
6 Total net assets or fund balances at end of year (line 4 minus line 5) - Part II, column (b), line 30	6	9,738,223.

**Part IV Capital Gains and Losses for Tax on Investment Income**

(a) List and describe the kind(s) of property sold (e.g., real estate, 2-story brick warehouse, or common stock, 200 shs MLC Co.)	(b) How acquired P - Purchase D - Donation	(c) Date acquired (mo., day, yr.)	(d) Date sold (mo., day, yr.)
<b>1a PUBLICLY TRADED SECURITIES</b>	<b>P</b>	<b>VARIOUS</b>	<b>VARIOUS</b>
<b>b CAPITAL GAINS DIVIDENDS</b>			
<b>c</b>			
<b>d</b>			
<b>e</b>			

(e) Gross sales price	(f) Depreciation allowed (or allowable)	(g) Cost or other basis plus expense of sale	(h) Gain or (loss) (e) plus (f) minus (g)
<b>a</b> 5,161,955.		5,039,301.	122,654.
<b>b</b> 15,616.			15,616.
<b>c</b>			
<b>d</b>			
<b>e</b>			

Complete only for assets showing gain in column (h) and owned by the foundation on 12/31/69			(i) Gains (Col. (h) gain minus col. (k), but not less than -0-) or Losses (from col. (h))
(i) FMV as of 12/31/69	(j) Adjusted basis as of 12/31/69	(k) Excess of col. (i) over col. (j), if any	
<b>a</b>			122,654.
<b>b</b>			15,616.
<b>c</b>			
<b>d</b>			
<b>e</b>			

<b>2</b> Capital gain net income or (net capital loss)	{ If gain, also enter in Part I, line 7 If (loss), enter -0- in Part I, line 7	<b>2</b>	138,270.
<b>3</b> Net short-term capital gain or (loss) as defined in sections 1222(5) and (6) If gain, also enter in Part I, line 8, column (c) If (loss), enter -0- in Part I, line 8		<b>3</b>	N/A

**Part V Qualification Under Section 4940(e) for Reduced Tax on Net Investment Income**

(For optional use by domestic private foundations subject to the section 4940(a) tax on net investment income.)

If section 4940(d)(2) applies, leave this part blank.

Was the foundation liable for the section 4942 tax on the distributable amount of any year in the base period?

☐ Yes ☒ No

If "Yes," the foundation does not qualify under section 4940(e). Do not complete this part.

**1** Enter the appropriate amount in each column for each year, see the instructions before making any entries

(a) Base period years Calendar year (or tax year beginning in)	(b) Adjusted qualifying distributions	(c) Net value of noncharitable-use assets	(d) Distribution ratio (col. (b) divided by col. (c))
2011	178,988.	9,859,009.	.018155
2010	24,778.	3,390,333.	.007308
2009	0.	109,444.	.000000
2008			
2007			

<b>2</b> Total of line 1, column (d)	<b>2</b>	.025463
<b>3</b> Average distribution ratio for the 5-year base period - divide the total on line 2 by 5, or by the number of years the foundation has been in existence if less than 5 years	<b>3</b>	.008488
<b>4</b> Enter the net value of noncharitable-use assets for 2012 from Part X, line 5	<b>4</b>	9,985,705.
<b>5</b> Multiply line 4 by line 3	<b>5</b>	84,759.
<b>6</b> Enter 1% of net investment income (1% of Part I, line 27b)	<b>6</b>	3,035.
<b>7</b> Add lines 5 and 6	<b>7</b>	87,794.
<b>8</b> Enter qualifying distributions from Part XII, line 4	<b>8</b>	484,752.

If line 8 is equal to or greater than line 7, check the box in Part VI, line 1b, and complete that part using a 1% tax rate. See the Part VI instructions.

**Part VI Excise Tax Based on Investment Income (Section 4940(a), 4940(b), 4940(e), or 4948 - see instructions)**

1a Exempt operating foundations described in section 4940(d)(2), check here <input type="checkbox"/> and enter "N/A" on line 1 Date of ruling or determination letter _____ (attach copy of letter if necessary-see instructions)			
b Domestic foundations that meet the section 4940(e) requirements in Part V, check here <input checked="" type="checkbox"/> and enter 1% of Part I, line 27b		1	3,035.
c All other domestic foundations enter 2% of line 27b. Exempt foreign organizations enter 4% of Part I, line 12, col (b)			
2 Tax under section 511 (domestic section 4947(a)(1) trusts and taxable foundations only Others enter -0-)		2	0.
3 Add lines 1 and 2		3	3,035.
4 Subtitle A (income) tax (domestic section 4947(a)(1) trusts and taxable foundations only Others enter -0-)		4	0.
5 Tax based on investment income. Subtract line 4 from line 3. If zero or less, enter -0-		5	3,035.
6 Credits/Payments			
a 2012 estimated tax payments and 2011 overpayment credited to 2012	6a	2,000.	
b Exempt foreign organizations - tax withheld at source	6b		
c Tax paid with application for extension of time to file (Form 8868)	6c	4,000.	
d Backup withholding erroneously withheld	6d		
7 Total credits and payments. Add lines 6a through 6d	7	6,000.	
8 Enter any penalty for underpayment of estimated tax. Check here <input type="checkbox"/> if Form 2220 is attached	8	3.	
9 Tax due. If the total of lines 5 and 8 is more than line 7, enter amount owed	9		
10 Overpayment. If line 7 is more than the total of lines 5 and 8, enter the amount overpaid	10	2,962.	
11 Enter the amount of line 10 to be Credited to 2013 estimated tax	11	2,962.	Refunded

**Part VII-A Statements Regarding Activities**

	Yes	No
1a During the tax year, did the foundation attempt to influence any national, state, or local legislation or did it participate or intervene in any political campaign?		X
1b Did it spend more than \$100 during the year (either directly or indirectly) for political purposes (see instructions for definition)? If the answer is "Yes" to 1a or 1b, attach a detailed description of the activities and copies of any materials published or distributed by the foundation in connection with the activities.		X
1c Did the foundation file Form 1120-POL for this year?		X
d Enter the amount (if any) of tax on political expenditures (section 4955) imposed during the year (1) On the foundation <input type="checkbox"/> \$ 0. (2) On foundation managers <input type="checkbox"/> \$ 0.		
e Enter the reimbursement (if any) paid by the foundation during the year for political expenditure tax imposed on foundation managers <input type="checkbox"/> \$ 0.		
2 Has the foundation engaged in any activities that have not previously been reported to the IRS? If "Yes," attach a detailed description of the activities.		X
3 Has the foundation made any changes, not previously reported to the IRS, in its governing instrument, articles of incorporation, or bylaws, or other similar instruments? If "Yes," attach a conformed copy of the changes		X
4a Did the foundation have unrelated business gross income of \$1,000 or more during the year?		X
b If "Yes," has it filed a tax return on Form 990-T for this year?		
5 Was there a liquidation, termination, dissolution, or substantial contraction during the year? If "Yes," attach the statement required by General Instruction T		X
6 Are the requirements of section 508(e) (relating to sections 4941 through 4945) satisfied either • By language in the governing instrument, or • By state legislation that effectively amends the governing instrument so that no mandatory directions that conflict with the state law remain in the governing instrument?	X	
7 Did the foundation have at least \$5,000 in assets at any time during the year? If "Yes," complete Part II, col (c), and Part XV.	X	
8a Enter the states to which the foundation reports or with which it is registered (see instructions) <input type="checkbox"/> MI		
b If the answer is "Yes" to line 7, has the foundation furnished a copy of Form 990-PF to the Attorney General (or designate) of each state as required by General Instruction G? If "No," attach explanation	X	
9 Is the foundation claiming status as a private operating foundation within the meaning of section 4942(j)(3) or 4942(j)(5) for calendar year 2012 or the taxable year beginning in 2012 (see instructions for Part XIV)? If "Yes," complete Part XIV		X
10 Did any persons become substantial contributors during the tax year? If "Yes," attach a schedule listing their names and addresses		X

Form 990-PF (2012)

**Part VII-A** Statements Regarding Activities (continued)

11	At any time during the year, did the foundation, directly or indirectly, own a controlled entity within the meaning of section 512(b)(13)? If "Yes," attach schedule (see instructions)		X
12	Did the foundation make a distribution to a donor advised fund over which the foundation or a disqualified person had advisory privileges? If "Yes," attach statement (see instructions)		X
13	Did the foundation comply with the public inspection requirements for its annual returns and exemption application? Website address ► N/A	X	
14	The books are in care of ► BRUCE T. WALLACE Located at ► 126 S. MAIN STREET, ANN ARBOR, MI Telephone no ► 734-662-4426 ZIP+4 ► 48104		
15	Section 4947(a)(1) nonexempt charitable trusts filing Form 990-PF in lieu of Form 1041 - Check here and enter the amount of tax-exempt interest received or accrued during the year ► 15 N/A		
16	At any time during calendar year 2012, did the foundation have an interest in or a signature or other authority over a bank, securities, or other financial account in a foreign country? See the instructions for exceptions and filing requirements for Form TD F 90-22.1 If "Yes," enter the name of the foreign country ►	Yes	No
		16	X

**Part VII-B** Statements Regarding Activities for Which Form 4720 May Be Required

File Form 4720 if any item is checked in the "Yes" column, unless an exception applies.

	Yes	No
1a During the year did the foundation (either directly or indirectly)		
(1) Engage in the sale or exchange, or leasing of property with a disqualified person?	<input type="checkbox"/> Yes <input checked="" type="checkbox"/> No	
(2) Borrow money from, lend money to, or otherwise extend credit to (or accept it from) a disqualified person?	<input type="checkbox"/> Yes <input checked="" type="checkbox"/> No	
(3) Furnish goods, services, or facilities to (or accept them from) a disqualified person?	<input checked="" type="checkbox"/> Yes <input type="checkbox"/> No	
(4) Pay compensation to, or pay or reimburse the expenses of, a disqualified person?	<input type="checkbox"/> Yes <input checked="" type="checkbox"/> No	
(5) Transfer any income or assets to a disqualified person (or make any of either available for the benefit or use of a disqualified person)?	<input type="checkbox"/> Yes <input checked="" type="checkbox"/> No	
(6) Agree to pay money or property to a government official? (Exception. Check "No" if the foundation agreed to make a grant to or to employ the official for a period after termination of government service, if terminating within 90 days.)	<input type="checkbox"/> Yes <input checked="" type="checkbox"/> No	
b If any answer is "Yes" to 1a(1)-(6), did any of the acts fail to qualify under the exceptions described in Regulations section 53.4941(d)-3 or in a current notice regarding disaster assistance (see instructions)? Organizations relying on a current notice regarding disaster assistance check here ► <input type="checkbox"/>	1b	X
c Did the foundation engage in a prior year in any of the acts described in 1a, other than excepted acts, that were not corrected before the first day of the tax year beginning in 2012?	1c	X
2 Taxes on failure to distribute income (section 4942) (does not apply for years the foundation was a private operating foundation defined in section 4942(j)(3) or 4942(j)(5))		
a At the end of tax year 2012, did the foundation have any undistributed income (lines 6d and 6e, Part XIII) for tax year(s) beginning before 2012? If "Yes," list the years ►	<input type="checkbox"/> Yes <input checked="" type="checkbox"/> No	
b Are there any years listed in 2a for which the foundation is not applying the provisions of section 4942(a)(2) (relating to incorrect valuation of assets) to the year's undistributed income? (If applying section 4942(a)(2) to all years listed, answer "No" and attach statement - see instructions.)	N/A	2b
c If the provisions of section 4942(a)(2) are being applied to any of the years listed in 2a, list the years here ►		
3a Did the foundation hold more than a 2% direct or indirect interest in any business enterprise at any time during the year?	<input type="checkbox"/> Yes <input checked="" type="checkbox"/> No	
b If "Yes," did it have excess business holdings in 2012 as a result of (1) any purchase by the foundation or disqualified persons after May 26, 1969, (2) the lapse of the 5-year period (or longer period approved by the Commissioner under section 4943(c)(7)) to dispose of holdings acquired by gift or bequest, or (3) the lapse of the 10-, 15-, or 20-year first phase holding period? (Use Schedule C, Form 4720, to determine if the foundation had excess business holdings in 2012.)	N/A	3b
4a Did the foundation invest during the year any amount in a manner that would jeopardize its charitable purposes?	4a	X
b Did the foundation make any investment in a prior year (but after December 31, 1969) that could jeopardize its charitable purpose that had not been removed from jeopardy before the first day of the tax year beginning in 2012?	4b	X

Form 990-PF (2012)

**Part VII-B** Statements Regarding Activities for Which Form 4720 May Be Required (continued)**5a** During the year did the foundation pay or incur any amount to

(1) Carry on propaganda, or otherwise attempt to influence legislation (section 4945(e))?

☐ Yes ☒ No

(2) Influence the outcome of any specific public election (see section 4955), or to carry on, directly or indirectly, any voter registration drive?

☐ Yes ☒ No

(3) Provide a grant to an individual for travel, study, or other similar purposes?

☐ Yes ☒ No

(4) Provide a grant to an organization other than a charitable, etc., organization described in section 509(a)(1), (2), or (3), or section 4940(d)(2)?

☐ Yes ☒ No

(5) Provide for any purpose other than religious, charitable, scientific, literary, or educational purposes, or for the prevention of cruelty to children or animals?

☐ Yes ☒ No**b** If any answer is "Yes" to 5a(1)-(5), did any of the transactions fail to qualify under the exceptions described in Regulations section 53.4945 or in a current notice regarding disaster assistance (see instructions)?

N/A

**5b**

Organizations relying on a current notice regarding disaster assistance check here

☒**c** If the answer is "Yes" to question 5a(4), does the foundation claim exemption from the tax because it maintained expenditure responsibility for the grant?

N/A

☐ Yes ☐ No

If "Yes," attach the statement required by Regulations section 53.4945-5(d).

**6a** Did the foundation, during the year, receive any funds, directly or indirectly, to pay premiums on a personal benefit contract?☐ Yes ☒ No**b** Did the foundation, during the year, pay premiums, directly or indirectly, on a personal benefit contract?**6b**

If "Yes" to 6b, file Form 8870.

**X****7a** At any time during the tax year, was the foundation a party to a prohibited tax shelter transaction?☐ Yes ☒ No**b** If "Yes," did the foundation receive any proceeds or have any net income attributable to the transaction?

N/A

**7b****Part VIII** Information About Officers, Directors, Trustees, Foundation Managers, Highly Paid Employees, and Contractors**1** List all officers, directors, trustees, foundation managers and their compensation.

(a) Name and address	(b) Title, and average hours per week devoted to position	(c) Compensation (If not paid, enter -0-)	(d) Contributions to employee benefit plans and deferred compensation	(e) Expense account, other allowances
SEE STATEMENT 12		0.	0.	0.

**2** Compensation of five highest-paid employees (other than those included on line 1). If none, enter "NONE."

(a) Name and address of each employee paid more than \$50,000	(b) Title, and average hours per week devoted to position	(c) Compensation	(d) Contributions to employee benefit plans and deferred compensation	(e) Expense account, other allowances
NONE				

**Total** number of other employees paid over \$50,000

0

Form 990-PF (2012)

**Part VIII****Information About Officers, Directors, Trustees, Foundation Managers, Highly Paid Employees, and Contractors** (continued)**3** Five highest-paid independent contractors for professional services. If none, enter "NONE."

(a) Name and address of each person paid more than \$50,000	(b) Type of service	(c) Compensation
NONE		

Total number of others receiving over \$50,000 for professional services

0

**Part IX-A****Summary of Direct Charitable Activities**

List the foundation's four largest direct charitable activities during the tax year. Include relevant statistical information such as the number of organizations and other beneficiaries served, conferences convened, research papers produced, etc.

	Expenses
1 N/A	
2	
3	
4	

**Part IX-B****Summary of Program-Related Investments**

Describe the two largest program-related investments made by the foundation during the tax year on lines 1 and 2

	Amount
1 N/A	
2	
All other program-related investments See instructions	
3	
<b>Total.</b> Add lines 1 through 3	0.

Form 990-PF (2012)



**Part X** Minimum Investment Return (All domestic foundations must complete this part. Foreign foundations, see instructions.)

1	Fair market value of assets not used (or held for use) directly in carrying out charitable, etc., purposes		
a	Average monthly fair market value of securities	1a	9,648,613.
b	Average of monthly cash balances	1b	489,159.
c	Fair market value of all other assets	1c	
d	Total (add lines 1a, b, and c)	1d	10,137,772.
e	Reduction claimed for blockage or other factors reported on lines 1a and 1c (attach detailed explanation)	1e	0.
2	Acquisition indebtedness applicable to line 1 assets	2	0.
3	Subtract line 2 from line 1d	3	10,137,772.
4	Cash deemed held for charitable activities. Enter 1 1/2% of line 3 (for greater amount, see instructions)	4	152,067.
5	Net value of noncharitable-use assets. Subtract line 4 from line 3. Enter here and on Part V, line 4	5	9,985,705.
6	Minimum investment return. Enter 5% of line 5	6	499,285.

**Part XI** Distributable Amount (see instructions) (Section 4942(j)(3) and (j)(5) private operating foundations and certain foreign organizations check here ☐ and do not complete this part.)

1	Minimum investment return from Part X, line 6	1	499,285.
2a	Tax on investment income for 2012 from Part VI, line 5	2a	3,035.
b	Income tax for 2012 (This does not include the tax from Part VI)	2b	
c	Add lines 2a and 2b	2c	3,035.
3	Distributable amount before adjustments. Subtract line 2c from line 1	3	496,250.
4	Recoveries of amounts treated as qualifying distributions	4	0.
5	Add lines 3 and 4	5	496,250.
6	Deduction from distributable amount (see instructions)	6	0.
7	Distributable amount as adjusted. Subtract line 6 from line 5. Enter here and on Part XIII, line 1	7	496,250.

**Part XII** Qualifying Distributions (see instructions)

1	Amounts paid (including administrative expenses) to accomplish charitable, etc., purposes		
a	Expenses, contributions, gifts, etc. - total from Part I, column (d), line 26	1a	484,752.
b	Program-related investments - total from Part IX-B	1b	0.
2	Amounts paid to acquire assets used (or held for use) directly in carrying out charitable, etc., purposes	2	
3	Amounts set aside for specific charitable projects that satisfy the		
a	Suitability test (prior IRS approval required)	3a	
b	Cash distribution test (attach the required schedule)	3b	
4	Qualifying distributions. Add lines 1a through 3b. Enter here and on Part V, line 8, and Part XIII, line 4	4	484,752.
5	Foundations that qualify under section 4940(e) for the reduced rate of tax on net investment income. Enter 1% of Part I, line 27b	5	3,035.
6	Adjusted qualifying distributions. Subtract line 5 from line 4	6	481,717.

**Note.** The amount on line 6 will be used in Part V, column (b), in subsequent years when calculating whether the foundation qualifies for the section 4940(e) reduction of tax in those years.

Form 990-PF (2012)

**Part XIII** Undistributed Income (see instructions)

	(a) Corpus	(b) Years prior to 2011	(c) 2011	(d) 2012
<b>1</b> Distributable amount for 2012 from Part XI, line 7				496,250.
<b>2</b> Undistributed income, if any, as of the end of 2012				
<b>a</b> Enter amount for 2011 only			464,706.	
<b>b</b> Total for prior years		0.		
<b>3</b> Excess distributions carryover, if any, to 2012				
<b>a</b> From 2007				
<b>b</b> From 2008				
<b>c</b> From 2009				
<b>d</b> From 2010				
<b>e</b> From 2011				
<b>f</b> Total of lines 3a through e	0.			
<b>4</b> Qualifying distributions for 2012 from Part XII, line 4 ▶ \$ 484,752.				
<b>a</b> Applied to 2011, but not more than line 2a			464,706.	
<b>b</b> Applied to undistributed income of prior years (Election required - see instructions)		0.		
<b>c</b> Treated as distributions out of corpus (Election required - see instructions)	0.			
<b>d</b> Applied to 2012 distributable amount				20,046.
<b>e</b> Remaining amount distributed out of corpus	0.			
<b>5</b> Excess distributions carryover applied to 2012 (If an amount appears in column (d), the same amount must be shown in column (a).)	0.			0.
<b>6</b> Enter the net total of each column as indicated below:				
<b>a</b> Corpus Add lines 3f, 4c, and 4e Subtract line 5	0.			
<b>b</b> Prior years' undistributed income Subtract line 4b from line 2b		0.		
<b>c</b> Enter the amount of prior years' undistributed income for which a notice of deficiency has been issued, or on which the section 4942(a) tax has been previously assessed		0.		
<b>d</b> Subtract line 6c from line 6b Taxable amount - see instructions		0.		
<b>e</b> Undistributed income for 2011 Subtract line 4a from line 2a Taxable amount - see instr			0.	
<b>f</b> Undistributed income for 2012 Subtract lines 4d and 5 from line 1 This amount must be distributed in 2013				476,204.
<b>7</b> Amounts treated as distributions out of corpus to satisfy requirements imposed by section 170(b)(1)(F) or 4942(g)(3)	0.			
<b>8</b> Excess distributions carryover from 2007 not applied on line 5 or line 7	0.			
<b>9</b> Excess distributions carryover to 2013. Subtract lines 7 and 8 from line 6a	0.			
<b>10</b> Analysis of line 9				
<b>a</b> Excess from 2008				
<b>b</b> Excess from 2009				
<b>c</b> Excess from 2010				
<b>d</b> Excess from 2011				
<b>e</b> Excess from 2012				

<b>Part XIV</b>	<b>Private Operating Foundations</b> (see instructions and Part VII-A, question 9)
-----------------	--

N/A

- 1 a** If the foundation has received a ruling or determination letter that it is a private operating foundation, and the ruling is effective for 2012, enter the date of the ruling

**b** Check box to indicate whether the foundation is a private operating foundation described in section

☐ 4942(i)(3) or ☐ 4942(i)(5)

- 2 a** Enter the lesser of the adjusted net income from Part I or the minimum investment return from Part X for each year listed

**b 85% of line 2a**

**c** Qualifying distributions from Part XII,  
line 4 for each year listed

**d** Amounts included in line 2c not used directly for active conduct of exempt activities

**e Qualifying distributions made directly for active conduct of exempt activities**

**Subtract line 2d from line 2c**

- 3** Complete 3a, b, or c for the alternative test relied upon.

a "Assets" alternative test - enter  
(1) Value of all assets

**(2) Value of assets qualifying under section 4942(j)(3)(B)(i)**

**b** "Endowment" alternative test - enter 2/3 of minimum investment return shown in Part X, line 6 for each year listed

**c "Support" alternative test - enter**

(1) Total support other than gross investment income (interest, dividends, rents, payments on securities loans (section 512(a)(5)), or royalties)

(2) Support from general public and 5 or more exempt organizations as provided in section 4942(j)(3)(B)(iii)

**(3) Largest amount of support from an exempt organization**

**(4) Gross investment income**

**Part XV** **Supplementary Information (Complete this part only if the foundation had \$5,000 or more in assets at any time during the year-see instructions.)**

### 1 Information Regarding Foundation Managers:

- a** List any managers of the foundation who have contributed more than 2% of the total contributions received by the foundation before the close of any tax year (but only if they have contributed more than \$5,000) (See section 507(d)(2) )

NONE

- b** List any managers of the foundation who own 10% or more of the stock of a corporation (or an equally large portion of the ownership of a partnership or other entity) of which the foundation has a 10% or greater interest

NONE

**2 Information Regarding Contribution, Grant, Gift, Loan, Scholarship, etc., Programs:**

Check here ☒ if the foundation only makes contributions to preselected charitable organizations and does not accept unsolicited requests for funds. If the foundation makes gifts, grants, etc. (see instructions) to individuals or organizations under other conditions, complete items 2a, b, c, and d.

- a** The name, address, and telephone number or e-mail of the person to whom applications should be addressed

- b The form in which applications should be submitted and information and materials they should include**

- c Any submission deadlines**

- d Any restrictions or limitations on awards, such as by geographical areas, charitable fields, kinds of institutions, or other factors

**Part XV** Supplementary Information (continued)**3 Grants and Contributions Paid During the Year or Approved for Future Payment**

Recipient Name and address (home or business)	If recipient is an individual, show any relationship to any foundation manager or substantial contributor	Foundation status of recipient	Purpose of grant or contribution	Amount
<b>a Paid during the year</b>				
ALTERNATIVES FOR GIRLS 903 WEST GRAND BOULEVARD DETROIT, MI 48208-2365		501(C)(3)	HUMANITARIAN	10,000.
BIG BROTHERS AND BIG SISTERS OF WASHTENAW COUNTY 2890 CARPENTER RD #1400 ANN ARBOR, MI 48018		501(C)(3)	HUMANITARIAN	25,000.
CHRIST CHILD HOUSE 15751 JOY ROAD DETROIT, MI 48228		501(C)(3)	RELIGIOUS	20,000.
FOCUS HOPE 1200 OAKMAN BLVD DETROIT, MI 48238		501(C)(3)	HUMANITARIAN	10,000.
GLACIER HILLS FOUNDATION - LIFE ENRICHMENT CENTER 1200 EARHART RD ANN ARBOR, MI 48105		501(C)(3)	HUMANITARIAN	100,000.
<b>Total</b>	<b>SEE CONTINUATION SHEET(S)</b>			<b>482,500.</b>
<b>b Approved for future payment</b>				
NONE				
<b>Total</b>				<b>0.</b>



**Part XVII** Information Regarding Transfers To and Transactions and Relationships With Noncharitable Exempt Organizations

- |   |  | Yes   | No |
|---|--|-------|----|
| 1 | Did the organization directly or indirectly engage in any of the following with any other organization described in section 501(c) of the Code (other than section 501(c)(3) organizations) or in section 527, relating to political organizations?  |       |    |
| a | Transfers from the reporting foundation to a noncharitable exempt organization of  |       |    |
|   | (1) Cash   | 1a(1) | X  |
|   | (2) Other assets   | 1a(2) | X  |
| b | Other transactions   |       |    |
|   | (1) Sales of assets to a noncharitable exempt organization   | 1b(1) | X  |
|   | (2) Purchases of assets from a noncharitable exempt organization   | 1b(2) | X  |
|   | (3) Rental of facilities, equipment, or other assets   | 1b(3) | X  |
|   | (4) Reimbursement arrangements   | 1b(4) | X  |
|   | (5) Loans or loan guarantees   | 1b(5) | X  |
|   | (6) Performance of services or membership or fundraising solicitations   | 1b(6) | X  |
| c | Sharing of facilities, equipment, mailing lists, other assets, or paid employees   | 1c    | X  |
| d | If the answer to any of the above is "Yes," complete the following schedule. Column (b) should always show the fair market value of the goods, other assets, or services given by the reporting foundation. If the foundation received less than fair market value in any transaction or sharing arrangement, show in column (d) the value of the goods, other assets, or services received. |       |    |

[illegible]

- 2a** Is the foundation directly or indirectly affiliated with, or related to, one or more tax-exempt organizations described in section 501(c) of the Code (other than section 501(c)(3)) or in section 527? ☐ Yes ☒ No
- b** If "Yes," complete the following schedule

(a) Name of organization	(b) Type of organization	(c) Description of relationship
N/A		

**Sign  
Here**

Under penalties of perjury, I declare that I have examined this return, including accompanying schedules and statements, and to the best of my knowledge and belief, it is true, correct, and complete. Declaration of preparer (other than taxpayer) is based on all information of which preparer has any knowledge.

Signature of officer or trustee

8-28-13  
Date

**Title** Treasurer

May the IRS discuss this return with the preparer shown below (see instr)?

<input checked="" type="checkbox"/>	Yes	<input type="checkbox"/>	No
-------------------------------------	-----	--------------------------	----

**Paid  
Preparer  
Use Only**

Print/Type preparer's name  
DOUGLAS A. KELLY,  
CPA

Preparer's signature 1 ON Aug 1, 2011 CPA

Date  
8/28/13

Check ☐ if self-employed

PTIN	P00091369
------	-----------

Firm's name ► REHMANN ROBSON

Firm's EIN ► 38-3635706

Firm's address ▶ 555 BRIARWOOD CIRCLE #300  
ANN ARBOR, MI 48108

Phone no 734-761-2005

**Part XV Supplementary Information****3 Grants and Contributions Paid During the Year (Continuation)**

Recipient Name and address (home or business)	If recipient is an individual, show any relationship to any foundation manager or substantial contributor	Foundation status of recipient	Purpose of grant or contribution	Amount
GLOBAL YOUTH FOR EDUCATION AND CHANGE 348 COWLEY AVE EAST LANSING, MI 48823		501(C)(3)	HUMANITARIAN	5,000.
HOME OF NEW VISION 3800 PACKARD, SUITE 210 ANN ARBOR, MI 48108		501(C)(3)	HUMANITARIAN	25,000.
HOPE CLINIC P.O. BOX 980311 YPSILANTI, MI 48198-0311		501(C)(3)	HUMANITARIAN	10,000.
LESLIE SCIENCE AND NATURE CENTER 1831 TRAVER RD ANN ARBOR, MI 48105		501(C)(3)	HUMANITARIAN	10,000.
MAKE-A-WISH 4707 ST. ANTOINE, GROUND FL, G67, BOX 410 DETROIT, MI 48201		501(C)(3)	HUMANITARIAN	35,000.
MEGAN'S DREAMS 2661 GREENFIELD RD DEARBORN, MI 48120		501(C)(3)	HUMANITARIAN	5,000.
MICHIGAN LEAGUE OF CONSERVATION VOTERS EDUCATION FUND 213 W. LIBERTY ST., STE 300 ANN ARBOR, MI 48104		501(C)(3)	HUMANITARIAN	25,000.
SAFEHOUSE CENTER 4100 CLARK RD ANN ARBOR, MI 48105		501(C)(3)	HUMANITARIAN	15,000.
SOS COMMUNITY SERVICES 101 SOUTH HURON STREET YPSILANTI, MI 48197-5421		501(C)(3)	HUMANITARIAN	15,000.
WAYNE STATE UNIVERSITY COLLEGE OF NURSING 5475 WOODWARD AVE DETROIT, MI 48202		501(C)(3)	EDUCATIONAL	10,000.
Total from continuation sheets				317,500.

**Part XV Supplementary Information****3 Grants and Contributions Paid During the Year (Continuation)**

Recipient Name and address (home or business)	If recipient is an individual, show any relationship to any foundation manager or substantial contributor	Foundation status of recipient	Purpose of grant or contribution	Amount
HABITAT FOR HUMANITY 170 APRILL DRIVE, STE A ANN ARBOR, MI 48103		501(C)(3)	HUMANITARIAN	35,000.
HENRY FORD COMMUNITY COLLEGE 5101 EVERGREEN RD DEARBORN, MI 48128		501(C)(3)	EDUCATIONAL	5,000.
HUMANE SOCIETY 3100 CHERRY HILL RD ANN ARBOR, MI 48105		501(C)(3)	HUMANITARIAN	5,000.
LEGACY LAND CONSERVANCY 1100 N MAIN ST, STE 203 ANN ARBOR, MI 48104		501(C)(3)	HUMANITARIAN	10,000.
MAKE IT RIGHT P.O. BOX 58009 NEW ORLEANS, LA 70158		501(C)(3)	HUMANITARIAN	7,500.
NATIONAL WILDLIFE FEDERATION P.O. BOX 1583 MERRIFIELD, VA 22116		501(C)(3)	HUMANITARIAN	25,000.
NEUTRAL ZONE 310 E. WASHINGTON ANN ARBOR, MI 48104		501(C)(3)	HUMANITARIAN	10,000.
SOUTHWEST SOLUTIONS 5716 MICHIGAN AVE DETROIT, MI 48210		501(C)(3)	HUMANITARIAN	25,000.
UNIVERSITY OF MICHIGAN 3003 S. STATE ST., STE. 8000 ANN ARBOR, MI 48109		501(C)(3)	HUMANITARIAN	30,000.
WESTERN WAYNE COUNTY VETERANS PROGRAMS 2257 S. WAYNE RD. WESTLAND, MI 48186		501(C)(3)	HUMANITARIAN	10,000.
Total from continuation sheets				



---



---

FORM 990-PF	DIVIDENDS AND INTEREST FROM SECURITIES	STATEMENT	1
-------------	--	-----------	---

---

SOURCE	GROSS AMOUNT	CAPITAL GAINS DIVIDENDS	COLUMN (A) AMOUNT
COMERICA BANK 6348	193,308.	15,593.	177,715.
COMERICA BANK 6570	23,835.	23.	23,812.
COMERICA BANK 6909	6,855.	0.	6,855.
TOTAL TO FM 990-PF, PART I, LN 4	223,998.	15,616.	208,382.

---



---

FORM 990-PF	OTHER INCOME	STATEMENT	2
-------------	--------------	-----------	---

---

DESCRIPTION	(A) REVENUE PER BOOKS	(B) NET INVEST- MENT INCOME	(C) ADJUSTED NET INCOME
POWERSHARES DBE	709.	709.	
POWERSHARES DBA	-3,275.	-3,275.	
POWERSHARES DBB	-3,141.	-3,141.	
POWERSHARES UUP	2,953.	2,953.	
GREENHAVEN GCC	490.	490.	
TOTAL TO FORM 990-PF, PART I, LINE 11	-2,264.	-2,264.	

---



---

FORM 990-PF	ACCOUNTING FEES	STATEMENT	3
-------------	-----------------	-----------	---

---

DESCRIPTION	(A) EXPENSES PER BOOKS	(B) NET INVEST- MENT INCOME	(C) ADJUSTED NET INCOME	(D) CHARITABLE PURPOSES
TAX PREPARATION	8,750.	8,750.		0.
TO FORM 990-PF, PG 1, LN 16B	8,750.	8,750.		0.

FORM 990-PF	OTHER PROFESSIONAL FEES			STATEMENT	4
DESCRIPTION	(A) EXPENSES PER BOOKS	(B) NET INVEST- MENT INCOME	(C) ADJUSTED NET INCOME	(D) CHARITABLE PURPOSES	
INVESTMENT MANAGEMENT FEES	22,516.	20,264.		2,252.	
TO FORM 990-PF, PG 1, LN 16C	22,516.	20,264.		2,252.	

FORM 990-PF	TAXES			STATEMENT	5
DESCRIPTION	(A) EXPENSES PER BOOKS	(B) NET INVEST- MENT INCOME	(C) ADJUSTED NET INCOME	(D) CHARITABLE PURPOSES	
FOREIGN TAXES PAID	3,590.	3,590.		0.	
EXCISE TAXES	2,600.	0.		0.	
TO FORM 990-PF, PG 1, LN 18	6,190.	3,590.		0.	

FORM 990-PF	OTHER EXPENSES			STATEMENT	6
DESCRIPTION	(A) EXPENSES PER BOOKS	(B) NET INVEST- MENT INCOME	(C) ADJUSTED NET INCOME	(D) CHARITABLE PURPOSES	
MI ANNUAL REPORT FEE	40.	40.		0.	
TO FORM 990-PF, PG 1, LN 23	40.	40.		0.	

FORM 990-PF	OTHER DECREASES IN NET ASSETS OR FUND BALANCES			STATEMENT	7
DESCRIPTION	AMOUNT				
BASIS ADJUSTMENT FOR RETURN OF CAPITAL	6,224.				
TOTAL TO FORM 990-PF, PART III, LINE 5	6,224.				

---



---

FORM 990-PF	U.S. AND STATE/CITY GOVERNMENT OBLIGATIONS	STATEMENT	8
-------------	--	-----------	---

---

DESCRIPTION	U.S. GOV'T	OTHER GOV'T	BOOK VALUE	FAIR MARKET VALUE
SEE ATTACHED STATEMENT	X		671,804.	668,303.
SEE ATTACHED STATEMENT		X	400,378.	406,352.
TOTAL U.S. GOVERNMENT OBLIGATIONS			671,804.	668,303.
TOTAL STATE AND MUNICIPAL GOVERNMENT OBLIGATIONS			400,378.	406,352.
TOTAL TO FORM 990-PF, PART II, LINE 10A			1,072,182.	1,074,655.

---



---

FORM 990-PF	CORPORATE STOCK	STATEMENT	9
-------------	-----------------	-----------	---

---

DESCRIPTION	BOOK VALUE	FAIR MARKET VALUE
SEE ATTACHED STATEMENT	3,428,653.	3,648,944.
TOTAL TO FORM 990-PF, PART II, LINE 10B	3,428,653.	3,648,944.

---



---

FORM 990-PF	CORPORATE BONDS	STATEMENT	10
-------------	-----------------	-----------	----

---

DESCRIPTION	BOOK VALUE	FAIR MARKET VALUE
SEE ATTACHED STATEMENT	1,184,109.	1,195,097.
TOTAL TO FORM 990-PF, PART II, LINE 10C	1,184,109.	1,195,097.

---



---

FORM 990-PF	OTHER INVESTMENTS	STATEMENT	11
-------------	-------------------	-----------	----

---

DESCRIPTION	VALUATION METHOD	BOOK VALUE	FAIR MARKET VALUE
SEE ATTACHED STATEMENT	COST	2,977,068.	3,068,744.
TOTAL TO FORM 990-PF, PART II, LINE 13		2,977,068.	3,068,744.

FORM 990-PF

PART VIII - LIST OF OFFICERS, DIRECTORS  
TRUSTEES AND FOUNDATION MANAGERS

STATEMENT 12

NAME AND ADDRESS	TITLE AND AVRG HRS/WK	COMPEN- SATION	EMPLOYEE BEN PLAN CONTRIB	EXPENSE ACCOUNT
BRUCE T. WALLACE 126 S. MAIN STREET ANN ARBOR, MI 48104	SECRETARY 1.00	0.	0.	0.
GEORGE BOREL 555 BRIARWOOD CIRCLE, STE. 300 ANN ARBOR, MI 48108	TREASURER 1.00	0.	0.	0.
JANETTE FERRANTINO 126 S. MAIN STREET ANN ARBOR, MI 48104	PRESIDENT 1.00	0.	0.	0.
SEAN WILLIAMS 141 S. UNION STREET PLYMOUTH, MI 48170	DIRECTOR 1.00	0.	0.	0.
ANGELA WILLIAMS 14 CHARLOTTE ST., APT 28 DETROIT, MI 48201	DIRECTOR 1.00	0.	0.	0.
ELISE WILLIAMS 144 W. OAKBOOK ANN ARBOR, MI 48103	DIRECTOR 1.00	0.	0.	0.
JANELLE GREEN 210 CALLE PALO COLORADO SANTA BARBARA, CA 93105	DIRECTOR 1.00	0.	0.	0.
TOTALS INCLUDED ON 990-PF, PAGE 6, PART VIII		0.	0.	0.

## Account Statement

Account Number: \_\_\_\_\_

002

Statement Period: December 01, 2012 Through December 31, 2012

Account Name:	COMERICA BANK AGENT FOR THE J FERRANTINO CHARITABLE FOUNDATION INVESTMENT MANAGEMENT AGREEMENT DATED 12/10/2009
Account Number:	
Relationship:	

### For Your Information

WANT TO SEE YOUR ACCOUNT ON LINE? ASK YOUR RELATIONSHIP MANAGER ABOUT OUR PERSONAL TRUST ONLINE OPTION WHERE YOU CAN OBTAIN ACCOUNT INFORMATION ANYTIME.

### Market Value Activity Summary

	This Period	Year To Date
Beginning Market Value	8,052,036.16	8,784,337.22
Net Income Received	41,946.21	178,798.63
Cash Disbursements	296,978.41 -	1,008,835.38 -
Noncash Transactions	0.00	658,705.50 -
Realized Gain/loss	4,478.94	84,997.31
Change In Market Value	66,021.73	486,912.35
Ending Market Value	7,867,504.63	7,867,504.63

# Account Statement

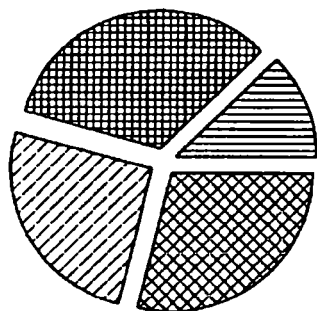
Page 2

Account Number:

002

Statement Period: December 01, 2012 Through December 31, 2012

## Investment Portfolio Summary



	Tax Cost	Market Value	Percent
CASH AND EQUIVALENTS	988,819.91	988,819.91	12.6%
EQUITIES	2,396,543.63	2,608,400.55	33.1%
EQUITIES - OTHER	1,938,887.63	2,000,532.67	25.4%
FIXED INCOME	2,256,290.97	2,269,751.50	28.9%
<b>Total</b>	<b>7,580,542.14</b>	<b>7,867,504.63</b>	<b>100.0%</b>

## Investment Detail

Description	Ticker	Shares	Total Market/ Total Cost	Market Price/ Cost Price	Est Annual Inc / Unreal Gain / Loss	Current Yield
<b>Cash And Equivalents</b>						
Cash						
CASH			0.00			
<b>** Total Cash</b>		<b>Sub-Total</b>	<b>0.00</b>		<b>0.00</b>	<b>0.00</b>
			<b>0.00</b>		<b>0.00</b>	
<b>Short Term Investments</b>						
FEDERATED TREASURY OBLIGATIONS FUND		988,819.910	988,819.91	1.00	98.89	0.01
			988,819.91	1.00		
<b>** Total Short Term Investments</b>		<b>Sub-Total</b>	<b>988,819.91</b>		<b>98.89</b>	<b>0.01</b>
			<b>988,819.91</b>		<b>0.00</b>	
<b>* Total Cash And Equivalents</b>			<b>988,819.91</b>		<b>98.89</b>	<b>0.01</b>
			<b>988,819.91</b>		<b>0.00</b>	

# Account Statement

Page 3

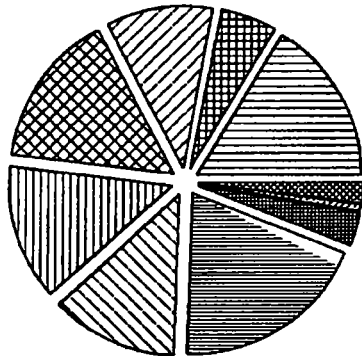
Account Number:

002

Statement Period: December 01, 2012 Through December 31, 2012

## Investment Detail ( Continued )

### Equity Diversification Summary



Industry Sector	Market Value	Percent
CONSUMER DISCRETIONARY	430,634.40	16.5%
CONSUMER STAPLES	146,552.70	5.6%
ENERGY	276,744.80	10.6%
FINANCIALS	401,335.22	15.4%
HEALTHCARE	358,217.35	13.7%
INDUSTRIALS	325,582.43	12.5%
INFORMATION TECHNOLOGY	510,012.50	19.6%
MATERIALS	85,844.75	3.3%
MISCELLANEOUS	18,186.00	0.7%
TELECOMMUNICATION SERVICES	55,290.40	2.1%
<b>Total</b>	<b>2,608,400.55</b>	<b>100.0%</b>

Description	Ticker	Shares	Total Market/ Total Cost	Market Price/ Cost Price	Est Annual Inc / Unreal Gain / Loss	Current Yield
<b>Equities</b>						
<b>Consumer Discretionary</b>						
ADT CORP	ADT	150.000	6,973.50 5,739.98	46.49 38.27	75.00 1,233.52	1.08
AUTOZONE INC	AZO	160.000	56,708.80 44,353.55	354.43 277.21	12,355.25	
COACH INC	COH	1,040.000	57,730.40 61,736.80	55.51 59.36	1,248.00 4,006.40	2.16
DIRECTV	DTV	1,230.000	61,695.80 58,510.85	50.16 47.57	3,185.95	
DONNELLEY R R & SONS CO	RRD	1,210.000	10,877.90 13,254.69	8.99 10.95	1,258.40 2,376.79	11.57
HOME DEPOT INC	HD	290.000	17,936.50 11,830.88	61.85 40.80	336.40 6,105.62	1.88
LEGGETT & PLATT INC	LEG	675.000	18,373.50 17,198.73	27.22 25.48	783.00 1,174.77	4.26
MACYS INC	M	1,890.000	73,747.80 63,503.81	39.02 33.60	1,512.00 10,243.99	2.05
MEREDITH CORP	MDP	460.000	15,847.00 15,468.82	34.45 33.63	703.80 378.18	4.44
NIKE INC CL B	NKE	1,160.000	59,856.00 50,576.10	51.60 43.60	487.20 9,279.90	0.81
TARGET CORP	TGT	860.000	50,886.20 44,246.57	59.17 51.45	1,238.40 8,639.63	2.43
<b>** Total Consumer Discretionary</b>		<b>Sub-Total</b>	<b>430,634.40 386,420.78</b>		<b>7,642.20 44,213.62</b>	<b>1.77</b>

# Account Statement

Page 4

Account Number:

002

Statement Period: December 01, 2012 Through December 31, 2012

## Investment Detail ( Continued )

Description	Ticker	Shares	Total Market/ Total Cost	Market Price/ Cost Price	Est Annual Inc / Unreal Gain / Loss	Current Yield
<b>Consumer Staples</b>						
COCA COLA CO	KO	730.000	26,462.50 22,666.50	36.25 31.05	744.60 3,796.00	2.81
CONAGRA FOODS INC	CAG	600.000	17,700.00 15,979.20	29.50 26.63	600.00 1,720.80	3.39
ECOLAB INC	ECL	400.000	28,760.00 27,845.00	71.90 69.61	368.00 915.00	1.28
KELLOGG CO	K	300.000	16,755.00 15,640.00	55.85 52.13	528.00 1,115.00	3.15
PHILIP MORRIS INTL INC	PM	680.000	56,875.20 44,825.48	83.64 65.92	2,312.00 12,049.74	4.07
<b>** Total Consumer Staples</b>		<b>Sub-Total</b>	<b>146,552.70 126,956.16</b>		<b>4,552.60 19,596.54</b>	<b>3.11</b>
<b>Energy</b>						
CHEVRON CORPORATION	CVX	150.000	18,221.00 16,715.40	108.14 111.44	540.00 494.40	3.33
CONOCOPHILLIPS	COP	910.000	52,770.90 50,828.70	57.99 55.86	2,402.40 1,942.20	4.55
DENBURY RESOURCES INC COM NEW	DNR	2,660.000	43,092.00 39,407.37	16.20 14.81	3,684.63	
DEVON ENERGY CORPORATION	DVN	460.000	23,938.40 35,484.03	52.04 77.14	368.00 11,545.63	1.54
DIAMOND OFFSHORE DRILLING INC	DO	230.000	15,630.80 15,652.60	67.96 68.05	115.00 21.80	0.74
MARATHON PETE CORP	MPC	285.000	17,955.00 15,709.20	63.00 55.12	399.00 2,245.80	2.22
NV ENERGY INC	NVE	1,000.000	18,140.00 18,002.95	18.14 18.00	680.00 137.05	3.75
OCCIDENTAL PETROLEUM CORP	OXY	670.000	51,328.70 65,349.79	76.61 97.54	1,447.20 14,021.09	2.82
PHILLIPS 66	PSX	400.000	21,240.00 14,026.88	53.10 35.07	400.00 7,213.12	1.88
SPECTRA ENERGY CORP	SE	600.000	16,428.00 14,788.96	27.38 24.65	732.00 1,639.04	4.46
<b>** Total Energy</b>		<b>Sub-Total</b>	<b>276,744.80 285,965.88</b>		<b>7,083.60 9,221.08</b>	<b>2.56</b>
<b>Financials</b>						
ASHFORD HOSPITALITY TRUST	AHT	1,770.000	18,602.70 15,764.86	10.51 8.91	778.80 2,837.84	4.19
BB&T CORP	BBT	1,830.000	53,271.30 47,739.58	29.11 26.09	1,484.00 5,531.72	2.75



# Account Statement

Page 5

Account Number:

002

Statement Period: December 01, 2012 Through December 31, 2012

## Investment Detail ( Continued )

Description	Ticker	Shares	Total Market/ Total Cost	Market Price/ Cost Price	Est Annual Inc / Unreal Gain / Loss	Current Yield
<b>Financials</b>						
BIOMED REALTY TRUST INC	BMR	715.000	13,820.95 13,770.55	19.33 19.28	672.10 50.40	4.86
FIRST NIAGARA FINL GROUP INC	FNFG	1,800.000	14,274.00 14,297.16	7.93 7.94	576.00 23.16-	4.04
GFI GROUP INC	GFIG	4,980.000	16,135.20 14,501.87	3.24 2.91	996.00 1,633.33	6.17
HERCULES TECHNOLOGY GROWTH CAP I	HTGC	1,600.000	17,808.00 17,669.97	11.13 11.04	1,536.00 138.03	8.63
JPMORGAN CHASE & CO	JPM	1,590.000	69,910.87 65,481.65	43.97 41.18	1,908.00 4,429.22	2.73
PAYCHEX INC	PAYX	290.000	9,019.00 9,923.80	31.10 34.22	382.80 904.80-	4.24
PENNYMAC MTG INVT TR	PMT	650.000	16,438.50 14,874.73	25.29 22.88	1,482.00 1,563.77	9.02
REDWOOD TRUST INC REIT	RWT	1,110.000	18,747.90 16,613.00	16.89 14.97	1,110.00 2,134.90	5.92
US BANCORP	USB	1,810.000	57,811.40 47,473.22	31.94 26.23	1,411.80 10,338.18	2.44
VISA INC CL A	V	630.000	95,495.40 52,564.19	151.58 83.44	831.60 42,931.21	0.87
<b>** Total Financials</b>		<b>Sub- Total</b>	<b>401,335.22 330,674.58</b>		<b>13,149.10 70,660.64</b>	<b>3.28</b>
<b>Healthcare</b>						
ABBOTT LABS	ABT	250.000	16,375.00 16,576.90	65.50 66.31	140.00 201.90-	0.85
AMERISOURCEBERGEN CORP	ABC	1,380.000	59,588.40 53,902.80	43.18 39.06	1,159.20 5,685.60	1.95
EDWARDS LIFESCIENCES CORP	EW	395.000	35,617.15 33,827.64	90.17 85.64	1,789.51	
JOHNSON & JOHNSON	JNJ	1,105.000	77,480.50 66,544.56	70.10 60.22	2,696.20 10,915.94	3.48
MERCK & CO INC NEW	MRK	400.000	16,376.00 17,654.50	40.94 44.14	688.00 1,278.50-	4.20
OWENS & MINOR INC HLDG CO	OMI	510.000	14,540.10 14,686.54	28.51 28.80	448.80 146.44-	3.09
STRYKER CORP	SYK	650.000	35,633.00 36,417.03	54.82 56.03	689.00 784.03-	1.93
UNIVERSAL HEALTH SVCS INC CL B	UHS	1,480.000	71,558.00 61,290.35	48.35 41.41	296.00 10,267.65	0.41

# Account Statement

Page 6

Account Number:

002

Statement Period: December 01, 2012 Through December 31, 2012

## Investment Detail ( Continued )

Description	Ticker	Shares	Total Market/ Total Cost	Market Price/ Cost Price	Est Annual Inc / Unreal Gain / Loss	Current Yield
<b>Healthcare</b>						
WELLPOINT INC	WLP	510 000	31,069.20 28,322.49	60.92 55.53	586.50 2,746.71	1.89
<b>** Total Healthcare</b>		<b>Sub-Total</b>	<b>358,217.35 329,222.81</b>		<b>6,703.70 28,994.64</b>	<b>1.87</b>
<b>Industrials</b>						
CATERPILLAR INC	CAT	450 000	40,323.83 39,660.23	89.61 88.13	936.00 663.60	2.32
GENERAL ELECTRIC	GE	800 000	16,792.00 14,288.50	20.99 17.86	608.00 2,503.50	3.62
GRAINGER W W INC	GWV	290 000	58,687.30 41,855.61	202.37 144.33	928.00 16,831.69	1.58
ITC HLDGS CORP	ITC	690 000	53,067.90 50,834.02	76.91 73.67	1,041.90 2,233.88	1.96
LSI INDS INC OHIO	LYTS	900 000	6,309.00 5,820.01	7.01 6.47	216.00 488.89	3.42
NORFOLK SOUTHERN CORP SOUTHERN CORP	NSC	750 000	46,380.00 47,614.08	61.84 63.49	1,500.00 1,234.08	3.23
RPM INTERNATIONAL INC	RPM	650 000	19,084.00 18,230.50	29.36 28.05	585.00 853.50	3.07
ROPER INDS INC NEW	ROP	630 000	70,232.40 53,926.66	111.48 85.60	415.80 18,305.74	0.59
STAPLES INC	SPLS	1,290 000	14,706.00 15,212.63	11.40 11.79	567.60 506.63	3.86
<b>** Total Industrials</b>		<b>Sub-Total</b>	<b>325,582.43 287,442.24</b>		<b>6,798.30 38,140.19</b>	<b>2.09</b>
<b>Information Technology</b>						
APPLE INC	AAPL	240 000	127,721.50 87,421.22	532.17 364.26	2,544.00 40,300.28	1.99
CA INC	CA	560 000	12,308.80 14,266.40	21.98 25.48	560.00 1,957.60	4.55
COMPUTER SCIENCES CORP	CSC	520 000	20,826.00 17,933.60	40.05 34.49	416.00 2,892.40	2.00
EMC CORP	EMC	1,060 000	26,818.00 28,389.79	25.30 26.78	1,571.79	
FISERV INC	FISV	360 000	28,450.80 20,804.33	79.03 57.79	7,646.47	
HARRIS CORP DEL	HRS	350 000	17,136.00 16,909.90	48.96 48.31	518.00 226.10	3.02
HOLOGIC INC	HOLX	3,500 000	70,035.35 69,844.01	20.01 19.96	191.34	

# Account Statement

Page 7

Account Number:

002

Statement Period: December 01, 2012 Through December 31, 2012

## Investment Detail ( Continued )

Description	Ticker	Shares	Total Market/ Total Cost	Market Price/ Cost Price	Est Annual Inc / Unreal Gain / Loss	Current Yield
<b>Information Technology</b>						
INTEL CORP	INTC	3,060.000	63,097.20 69,651.25	20.62 22.76	2,754.00 6,554.05-	4.36
IBM CORP	IBM	250.000	47,887.50 37,358.99	191.55 149.44	850.00 10,528.51	1.77
KLA-TENCOR CORP	KLAC	280.000	13,372.80 13,679.60	47.76 48.86	448.00 306.80-	3.35
MICROSOFT CORP	MSFT	2,490.000	66,507.15 73,883.96	26.71 29.67	2,290.80 7,376.81-	3.44
MOLEX INC	MOLX	580.000	15,851.40 15,775.00	27.33 27.20	510.40 76.40	3.22
<b>** Total Information Technology</b>		<b>Sub- Total</b>	<b>510,012.50 465,918.05</b>		<b>10,891.20 44,094.45</b>	<b>2.14</b>
<b>Materials</b>						
CLIFFS NAT RES INC	CLF	470.000	18,127.90 41,975.61	38.57 89.31	1,175.00 23,847.71-	6.48
KIMBERLY CLARK CORP	KMB	175.000	14,775.25 14,763.00	84.43 84.36	518.00 12.25	3.51
NEWMONT MNG CORP	NEM	1,140.000	52,941.60 64,239.96	46.44 56.40	1,596.00 11,352.36-	3.01
<b>** Total Materials</b>		<b>Sub- Total</b>	<b>85,844.75 121,032.57</b>		<b>-3,289.00 35,187.82-</b>	<b>3.83</b>
<b>Miscellaneous</b>						
CINEMARK HLDGS INC COM	CNK	700.000	18,186.00 17,189.20	25.98 24.56	588.00 996.80	3.23
<b>** Total Miscellaneous</b>		<b>Sub- Total</b>	<b>18,186.00 17,189.20</b>		<b>588.00 996.80</b>	<b>3.23</b>
<b>Telecommunication Services</b>						
CENTURYLINK INC	CTL	440.000	17,212.80 18,093.01	39.12 41.12	1,276.00 880.21-	7.41
VERIZON COMMUNICATIONS	VZ	880.000	38,077.60 27,628.35	43.27 31.40	1,812.80 10,449.25	4.76
<b>** Total Telecommunication Services</b>		<b>Sub- Total</b>	<b>55,290.40 45,721.36</b>		<b>3,088.80 9,569.04</b>	<b>5.59</b>
<b>* Total Equities</b>			<b>2,608,400.55 2,396,543.63</b>		<b>63,786.50 211,856.92</b>	<b>2.45</b>
<b>Equities - Other</b>						
<b>Foreign Stock</b>						
SCHLUMBERGER LTD	SLB	800.000	55,438.88 54,768.00	69.30 68.46	880.00 670.88	1.59

# Account Statement

Page 8

Account Number:

002

Statement Period: December 01, 2012 Through December 31, 2012

## Investment Detail ( Continued )

Description	Ticker	Shares	Total Market/ Total Cost	Market Price/ Cost Price	Est Annual Inc / Unreal Gain / Loss	Current Yield
<b>Foreign Stock</b>						
EATON CORP PLC	B8KQ82	325.000	17,608.50 16,882.13	54.18 51.95	494.00 726.37	2.81
INVESCO LTD	IVZ	1,650.000	43,048.50 29,778.87	26.09 18.05	1,138.50 13,269.63	2.64
PARTNERRE LTD ADR	PRE	190.000	15,293.10 14,665.30	80.49 77.19	471.20 627.80	3.08
PENTAIR LTD-REGISTERED	B8DTS0	65.000	3,194.75 2,771.83	49.15 42.64	57.20 422.92	1.79
TYCO INTERNATIONAL LTD	TYC	280.000	8,190.00 7,644.08	29.25 27.30	168.00 545.92	2.05
<b>** Total Foreign Stock</b>		<b>Sub-Total</b>	<b>142,773.73 126,510.21</b>		<b>3,208.90 16,263.52</b>	<b>2.25</b>
<b>Mutual Funds</b>						
DWS DREMAN SMALL CAP VALUE FUND	KDSIX	1,942.181	71,433.42 68,500.00	36.78 35.27	1,324.57 2,933.42	1.85
HARBOR INTL FD	HAINX	6,943.744	431,345.38 430,000.00	62.12 61.93	8,721.34 1,345.38	2.02
ISHARES RUSSELL MIDCAP GRWTH	IWP	5,405.000	339,434.00 299,662.86	62.80 55.44	4,464.53 39,771.14	1.32
ISHARES S&P SM CAP 600 INDEX FD	IJR	3,450.000	269,445.00 248,900.57	78.10 72.15	4,460.85 20,544.43	1.66
LAZARD EMERGING MARKETS PORT	LZEMX	22,711.696	443,786.54 470,000.00	19.54 20.69	8,085.36 26,213.46	1.82
MFS INTL NEW DISCOVERY I	MWNIX	6,548.651	161,227.79 150,000.00	24.62 22.91	2,069.37 11,227.79	1.28
OPPENHEIMER DEVELOPING MARKETS FUND-Y	ODVYX	1,197.962	41,784.91 40,000.00	34.88 33.39	298.29 1,784.91	0.71
VANGUARD EMERG MKTS STOCK ETF	VWO	2,230.000	99,301.90 105,313.99	44.53 47.23	2,174.25 6,012.09	2.19
<b>** Total Mutual Funds</b>		<b>Sub-Total</b>	<b>1,857,758.94 1,812,377.42</b>		<b>31,598.56 45,381.52</b>	<b>1.70</b>
<b>* Total Equities - Other</b>			<b>2,000,532.67 1,938,887.63</b>		<b>34,807.46 61,645.04</b>	<b>1.74</b>

# Account Statement

Page 9

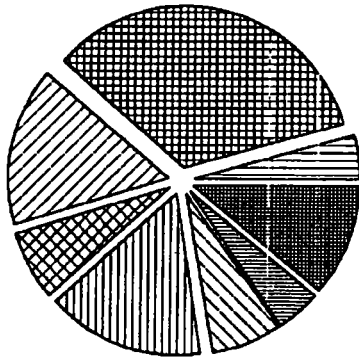
Account Number:

002

Statement Period: December 01, 2012 Through December 31, 2012


## Investment Detail ( Continued )

### Bond Quality Summary



S & P Quality Rating	Market Value	Percent
AAA	103,684.00	4.6%
AA+	778,005.50	34.3%
AA	359,102.00	15.8%
AA-	160,006.50	7.0%
A	361,463.00	15.9%
A-	156,387.00	6.9%
BBB+	99,931.00	4.4%
NOT RATED	251,172.50	11.1%
<b>Total</b>	<b>2,269,751.50</b>	<b>100.0%</b>

### Bond Maturity Summary



Years To Maturity	Par Value	Percent
LESS THAN 5 YEARS	2,200,000.00	100.0%
<b>Total</b>	<b>2,200,000.00</b>	<b>100.0%</b>

Average Time To Maturity: 2.2 Years

Current Yield: 2.16%

Description	Rating	Par Value	Total Market/ Total Cost	Market Price/ Cost Price	Est Annual Inc / Unreal Gain / Loss	Yield Current/ Maturity
<b>Fixed Income</b>						
<b>U S Government Obligations</b>						
UNITED STATES TREASURY 1.75%	NR	250,000.000	251,172.50	100.47	4,375.00	1.74
04/15/2013			257,753.91	103.10	6,581.41-	0.12
<b>** Total U S Government Obligations</b>		<b>Sub-Total</b>	<b>251,172.50</b>		<b>4,375.00</b>	<b>1.74</b>
			<b>257,753.91</b>		<b>6,581.41-</b>	
<b>U S Federal Agencies</b>						
FEDERAL HOME LN BKS 2.5%	AA+	250,000.000	266,605.00	106.64	6,250.00	2.34
04/27/2016			264,200.00	105.68	2,405.00	0.48

# Account Statement

Page 10

Account Number:

002

Statement Period: December 01, 2012 Through December 31, 2012

## Investment Detail ( Continued )



Description	Rating	Par Value	Total Market/ Total Cost	Market Price/ Cost Price	Est Annual Inc / Unreal Gain / Loss	Yield Current/ Maturity
<b>U S Federal Agencies</b>						
FEDERAL FARM CR BKS CONS SYSTEMW 1 2% 04/25/2017-2013	AA+	150,000.00	150,525.00 149,850.00	100.35 99.90	1,800.00 675.00	1.20 1.12
<b>** Total U S Federal Agencies</b>		<b>Sub- Total</b>	<b>417,130.00 414,050.00</b>		<b>8,050.00 3,080.00</b>	<b>1.93</b>
<b>Municipal Obligations</b>						
UNIVERSITY CALIF REVS 2 043% 05/15/2016	AA	250,000.00	256,175.00 250,188.45	102.47 100.08	5,107.50 5,986.55	1.99 1.29
WATERBURY CONN REF-TAXABLE-SER B 1 758% 04/01/2016	A	150,000.00	150,177.00 150,189.61	100.12 100.13	2,637.00 12.61	1.76 1.72
<b>** Total Municipal Obligations</b>		<b>Sub- Total</b>	<b>406,352.00 400,378.06</b>		<b>7,744.50 5,973.94</b>	<b>1.91</b>
<b>Corporate Bonds</b>						
AT&T INC 2 5% 08/15/2015	A-	150,000.00	156,387.00 154,657.50	104.26 103.11	3,750.00 1,729.50	2.40 0.85
BERKSHIRE HATHAWAY 2 2% 08/15/2016	AA+	250,000.00	260,847.50 253,695.00	104.34 101.48	5,500.00 7,152.50	2.11 0.98
BOEING CO 3.75% 11/20/2016	A	100,000.00	110,457.00 104,075.00	110.46 104.08	3,750.00 6,382.00	3.39 1.00
COLGATE PALMOLIVE CO MEDIUM 3 15% 08/05/2015	AA-	150,000.00	160,006.50 162,150.00	106.67 108.10	4,725.00 2,143.50	2.95 0.58
GENERAL ELEC CAP CORP 2 8% 01/08/2013	AA+	100,000.00	100,028.00 103,296.00	100.03 103.30	2,800.00 3,268.00	2.80 1.34
HEWLETT PACKARD CO 2.125% 09/13/2015	BBB+	100,000.00	99,931.00 101,848.00	99.93 101.85	2,125.00 1,917.00	2.13 2.15
JP MORGAN CHASE & CO 1.65% 09/30/2013	A	100,000.00	100,829.00 100,472.00	100.83 100.47	1,650.00 357.00	1.64 0.54
MICROSOFT CORP 2.95% 06/01/2014	AAA	100,000.00	103,684.00 103,997.50	103.68 104.00	2,950.00 313.50	2.85 0.34
WAL MART STORES INC 1.5% 10/25/2015	AA	100,000.00	102,927.00 99,918.00	102.93 99.92	1,500.00 3,009.00	1.46 0.45
<b>** Total Corporate Bonds</b>		<b>Sub- Total</b>	<b>1,195,097.00 1,184,109.00</b>		<b>28,750.00 10,988.00</b>	<b>2.41</b>
<b>* Total Fixed Income</b>			<b>2,269,751.50 2,256,290.87</b>		<b>48,919.50 13,460.53</b>	<b>2.16</b>
<b>Total Principal Assets</b>			<b>7,539,079.77 7,252,117.28</b>		<b>147,603.66 286,962.49</b>	<b>1.96</b>
<b>Total Income Assets</b>			<b>328,424.86 328,424.86</b>		<b>8.69 0.00</b>	<b>0.00</b>
<b>Grand Total Assets</b>			<b>7,867,504.63 7,580,542.14</b>		<b>147,612.35 286,962.49</b>	<b>1.88</b>

## Account Statement

Account Number

127

Statement Period: December 01, 2012 Through December 31, 2012

Account Name

COMERICA BANK  
AGENT FOR THE J FERRANTINO  
CHARITABLE FOUNDATION  
INVESTMENT MANAGEMENT AGMT  
DATED 12/10/2009 ALT INV

### For Your Information

WANT TO SEE YOUR ACCOUNT ON LINE? ASK YOUR RELATIONSHIP MANAGER ABOUT OUR PERSONAL TRUST ONLINE OPTION WHERE YOU CAN OBTAIN ACCOUNT INFORMATION ANYTIME.

### Market Value Activity Summary

	This Period	Year To Date
Beginning Market Value	1,007,436.88	935,091.68
Net Income Received	7,484.41	23,041.95
Cash Disbursements	184.97-	2,176.10-
Realized Gain/Loss	2,848.72	4,225.08-
Change In Market Value	6,842.18-	58,810.49
Ending Market Value	1,010,542.84	1,010,542.84

Comerica

# Account Statement

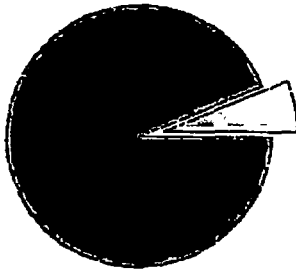
Page 2



Account Number:

127

Statement Period: December 01, 2012 Through December 31, 2012

## Investment Portfolio Summary



	Tax Cost	Market Value	Percent
 CASH AND EQUIVALENTS	64,717.89	64,717.89	6.4%
 ALTERNATIVE INVESTMENTS	910,100.82	945,824.95	93.6%
<b>Total</b>	<b>974,818.71</b>	<b>1,010,542.84</b>	<b>100.0%</b>

## Investment Detail

Description	Ticker	Shares	Total Market/ Total Cost	Market Price/ Cost Price	Est Annual Inc / Unreal Gain / Loss	Current Yield
<b>Cash And Equivalents</b>						
<b>Cash</b>						
CASH			0.00			
<b>** Total Cash</b>		<b>Sub-Total</b>	<b>0.00</b>		<b>0.00</b>	<b>0.00</b>
			<b>0.00</b>		<b>0.00</b>	
<b>Short Term Investments</b>						
FIDELITY INST GOVERNMENT-III		64,717.890	64,717.89	1.00	6.47	0.01
			64,717.89	1.00		
<b>** Total Short Term Investments</b>		<b>Sub-Total</b>	<b>64,717.89</b>		<b>6.47</b>	<b>0.01</b>
			<b>64,717.89</b>		<b>0.00</b>	
<b>* Total Cash And Equivalents</b>			<b>64,717.89</b>		<b>6.47</b>	<b>0.01</b>
			<b>64,717.89</b>		<b>0.00</b>	
<b>Alternative Investments</b>						
<b>Mutual Funds - Taxable</b>						
ISHARES BARCLAYS US TREASURY INFLATION PROTECTED SECURITY FUND	TPP	940.000	114,125.40	121.41	2,531.42	2.22
			103,270.93	109.86	10,854.47	
SPDR INTL GOVT INFL PROTECTED BD ETF	WIP	1,870.000	118,819.80	63.54	2,943.38	2.48
			112,670.20	60.25	6,149.60	
WISDOMTREE TR EMERGING MARKETS LOCAL DEBT FD	ELD	410.000	21,918.60	53.46	788.64	3.60
			21,557.80	52.58	360.80	
<b>** Total Mutual Funds - Taxable</b>		<b>Sub-Total</b>	<b>254,863.80</b>		<b>6,263.64</b>	<b>2.46</b>
			<b>237,498.93</b>		<b>17,364.97</b>	

Comerica



# Account Statement

Page 3

Account Number:

127

Statement Period: December 01, 2012 Through December 31, 2012

## Investment Detail ( Continued )

Description	Ticker	Shares	Total Market/ Total Cost	Market Price/ Cost Price	Est Annual Inc / Unreal Gain / Loss	Current Yield
<b>Mutual Funds</b>						
ALPS ETF TR ALERIAN MLP	AML	7,130.000	113,723.50 110,663.48	15.95 15.52	7,101.48 3,060.01	6.24
CLAYMORE EXCHANGE TRADED FD TR 2	CUT	660.000	13,286.00 13,568.75	20.44 20.88	164.45 282.75-	1.24
GREENHAVEN CONTINUOUS COMMODITY INDEX FUND	GCC	750.000	21,622.50 23,200.81	28.83 30.83	1,578.31-	
ISHARES S&P GLOBAL TIMBER & FORESTRY INDEX FD	WOOD	240.000	10,857.60 10,119.29	45.24 42.16	139.68 738.31	1.29
ISHARES S&P GLOBAL INFRASTRUCTURE INDX FD	IGF	280.000	9,998.80 9,430.66	35.71 33.68	410.20 588.14	4.10
ISHARES FTSE EPRA/NAREIT GLOBAL REAL ESTATE EX-US INDEX FUND	IFGL	3,490.000	115,623.70 114,397.39	33.13 32.78	6,655.43 1,226.31	5.78
ISHARES S&P GLOBAL MATERIALS	MXI	370.000	23,106.50 22,418.67	62.45 60.59	483.59 687.83	2.09
ISHARES S&P GLOBAL UTILITIES	JXI	530.000	21,851.90 24,284.57	41.23 45.78	916.37 2,412.67-	4.19
ISHARES SILVER TR	SLV	1,880.000	54,628.20 56,039.42	29.37 30.13	1,405.22-	
MARKET VECTORS AGRIBUSINESS	MOO	420.000	22,159.20 20,707.29	52.76 49.30	408.24 1,451.91	1.84
POWERSHARES LISTED PRIVATE EQ	PSP	2,290.000	23,174.80 24,222.20	10.12 10.58	868.39 1,047.40-	2.88
POWERSHARES GLOBAL WATER PT	PHO	4,820.000	102,090.00 97,205.23	20.75 19.76	890.52 4,884.77	0.87
POWERSHARES POWER SHARES DB ENERGY FD COM UNIT	DBE	810.000	22,631.40 23,024.58	27.94 28.34	327.18-	
POWERSHARES DB AGRICULTURE FD	DBA	760.000	21,242.00 14,971.93	27.85 30.51	1,843.93-	
POWERSHARES DB BASE METALS FD	DBB	1,180.000	22,749.22 18,697.22	19.28 21.85	3,037.00-	
POWERSHARES DB U S DLR INDEX TR	UUP	1,110.000	24,209.10 29,261.23	21.81 22.89	975.13-	
POWERSHARES EXCHANGE-TRADED FD T EMERGING MARKETS INFRASTRUCTURE PT	PXR	289.000	12,919.79 13,385.36	43.21 44.80	202.42 475.57-	1.57
SPDR GOLD TRUST	GLD	340.000	55,086.94 46,529.80	162.02 138.85	8,557.14	
<b>** Total Mutual Funds</b>		<b>Sub- Total</b>	<b>690,961.15 672,601.89</b>		<b>18,038.77 7,889.28</b>	<b>2.61</b>
<b>* Total Alternative Investments</b>			<b>845,824.95 910,100.82</b>		<b>24,302.41 26,054.13</b>	<b>2.67</b>



## Account Statement

Page 4

Account Number:

127

Statement Period: December 01, 2012 Through December 31, 2012

### Investment Detail ( Continued )

Description	Ticker	Shares	Total Market/ Total Cost	Market Price/ Cost Price	Est Annual Inc / Unreal Gain / Loss	Current Yield
Total Principal Assets			987,765.77 932,031.64		24,304.60 25,054.13	2.61
Total Income Assets			42,787.07 42,787.07		4.28 0.00	0.01
Grand Total Assets			1,010,542.84 974,818.71		24,308.88 25,054.13	2.41

Comerica

## Account Statement

Account Number: \_\_\_\_\_

127

Statement Period: December 01, 2012 Through December 31, 2012

Name

COMERICA BANK  
AGENT FOR THE J FERRANTINO  
CHARITABLE FOUNDATION  
INVESTMENT MANAGEMENT AGREEMENT  
DATED 12/10/2009

### For Your Information

WANT TO SEE YOUR ACCOUNT ON LINE? ASK YOUR RELATIONSHIP MANAGER ABOUT OUR PERSONAL TRUST ONLINE OPTION WHERE YOU CAN OBTAIN ACCOUNT INFORMATION ANYTIME.

### Market Value Activity Summary

	This Period	Year To Date
Beginning Market Value	1,164,685.30	0.00
Net Income Received	3,314.22	6,834.17
Cash Receipts	0.00	500,000.00
Cash Disbursements	213.84	894.85
Noncash Transactions	0.00	658,705.50
Realized Gain/Loss	1,862.19	58,487.59
Change in Market Value	15,568.21	39,620.71
Ending Market Value	1,181,491.70	1,181,491.70

Comerica

## Account Statement

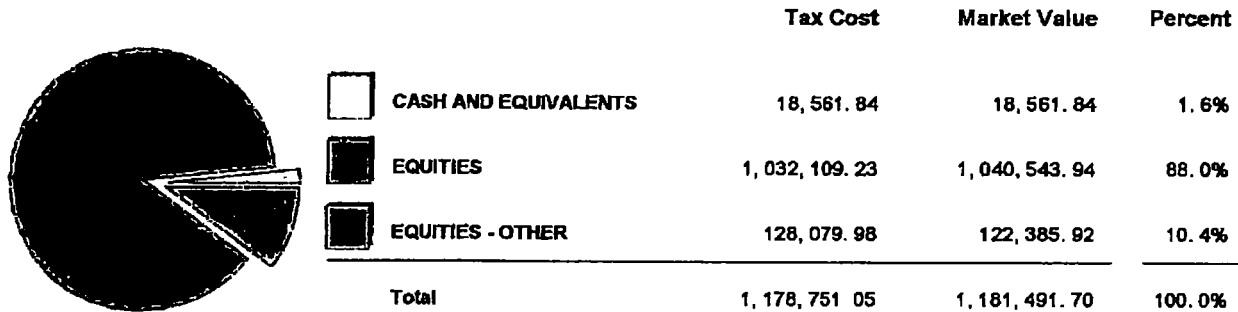
Page 2

Account Number:

127

Statement Period: December 01, 2012 Through December 31, 2012

### Investment Portfolio Summary



### Investment Detail

Description	Ticker	Shares	Total Market/ Total Cost	Market Price/ Cost Price	Est Annual Inc / Unreal Gain / Loss	Current Yield
<b>Cash And Equivalents</b>						
<b>Cash</b>						
CASH			0.00			
<b>** Total Cash</b>		<b>Sub-Total</b>	<b>0.00</b>		<b>0.00</b>	<b>0.00</b>
			<b>0.00</b>		<b>0.00</b>	
<b>Short Term Investments</b>						
FIDELITY INST GOVERNMENT-III		18,561.840	18,561.84 18,561.84	1.00 1.00	1.86	0.01
<b>** Total Short Term Investments</b>		<b>Sub-Total</b>	<b>18,561.84</b>		<b>1.86</b>	<b>0.01</b>
			<b>18,561.84</b>		<b>0.00</b>	
<b>* Total Cash And Equivalents</b>			<b>18,561.84</b>		<b>1.86</b>	<b>0.01</b>
			<b>18,561.84</b>		<b>0.00</b>	

Comerica

# Account Statement

Page 3

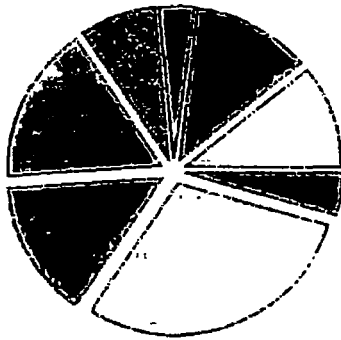
Account Number:

127

Statement Period: December 01, 2012 Through December 31, 2012

## Investment Detail ( Continued )

### Equity Diversification Summary



Industry Sector	Market Value	Percent
CONSUMER DISCRETIONARY	114,587.70	11.0%
CONSUMER STAPLES	125,746.40	12.1%
ENERGY	36,833.80	3.5%
FINANCIALS	80,961.60	7.8%
HEALTHCARE	174,236.60	16.7%
INDUSTRIALS	153,478.80	14.8%
INFORMATION TECHNOLOGY	308,304.34	29.6%
UTILITIES	46,394.70	4.5%
<b>Total</b>	<b>1,040,543.94</b>	<b>100.0%</b>

Description	Ticker	Shares	Total Market/ Total Cost	Market Price/ Cost Price	Est Annual Inc / Unreal Gain / Loss	Current Yield
<b>Equities</b>						
<b>Consumer Discretionary</b>						
COACH INC	COH	740.000	41,077.40 41,037.65	55.51 55.46	888.00 39.75	2.16
COSTCO WHOLESALE CORP	COST	310.000	30,808.30 30,308.30	98.73 97.76	341.00 300.00	1.11
STARBUCKS CORP	SBUX	800.000	42,904.00 40,868.64	53.63 51.09	572.00 2,034.36	1.57
<b>** Total Consumer Discretionary</b>		<b>Sub-Total</b>	<b>114,587.70 112,213.69</b>		<b>1,901.00 2,374.11</b>	<b>1.66</b>
<b>Consumer Staples</b>						
ECOLAB INC	ECL	340.000	24,448.00 24,470.60	71.90 71.97	312.80 24.60-	1.28
FOSSIL INC	FOSL	360.000	33,516.00 30,877.40	93.10 85.77	2,638.60	
LAUDER ESTEE COS INC	EL	660.000	33,521.60 34,445.39	50.86 61.61	403.20 923.79-	1.20
MEAD JOHNSON NUTRITION CO	MJN	520.000	34,282.80 38,017.81	65.89 73.11	624.00 3,755.01-	1.82
<b>** Total Consumer Staples</b>		<b>Sub-Total</b>	<b>125,746.40 127,811.20</b>		<b>1,340.00 2,084.80-</b>	<b>1.07</b>
<b>Energy</b>						
FMC TECHNOLOGIES INC	FTI	880.000	36,833.80 40,283.99	42.83 46.84	3,450.19-	
<b>** Total Energy</b>		<b>Sub-Total</b>	<b>36,833.80 40,283.99</b>		<b>0.00 3,450.19-</b>	<b>0.00</b>

Comerica

# Account Statement

Page 4

Account Number:

127

Statement Period: December 01, 2012 Through December 31, 2012

## Investment Detail ( Continued )

Description	Ticker	Shares	Total Market/ Total Cost	Market Price/ Cost Price	Est Annual Inc / Unreal Gain / Loss	Current Yield
<b>Financials</b>						
MASTERCARD INC	MA	85 000	41,758.80 37,273.15	491.28 438.51	102.00 4,485.65	0.24
SCHWAB CHARLES CORP NEW	SCHW	2,730.000	39,202.80 35,692.72	14.36 13.07	655.20 3,510.08	1.67
<b>** Total Financials</b>		<b>Sub-Total</b>	<b>80,961.60 72,965.87</b>		<b>757.20 7,995.73</b>	<b>0.94</b>
<b>Healthcare</b>						
COVANCE INC	CVD	540.000	31,195.80 25,952.79	57.77 48.06	5,243.01	
DAVITA INC	DVA	240.000	26,527.20 23,747.30	110.53 98.95	2,779.90	
EXPRESS SCRIPTS HLDG CO	ESRX	950.000	51,300.00 57,423.67	54.00 60.45	8,123.67-	
IDEXX LABORATORIES INC	IDXX	280.000	25,984.00 28,455.40	92.80 94.49	472.40-	
INTUITIVE SURGICAL INC	ISRG	80.000	39,229.60 40,294.10	490.37 503.68	1,054.50-	
<b>** Total Healthcare</b>		<b>Sub-Total</b>	<b>174,236.60 173,874.26</b>		<b>0.00 362.34</b>	<b>0.00</b>
<b>Industrials</b>						
DANAHER CORP	DHR	720.000	40,248.00 39,025.22	55.90 54.20	72.00 1,222.78	0.18
FLUOR CORP	FLR	720.000	42,292.80 39,188.12	58.74 54.43	460.80 3,104.68	1.09
ROPER INDS INC NEW	ROP	310.000	34,558.80 32,943.10	111.48 106.27	204.60 1,615.70	0.59
STERICYCLE INC	SRCL	390.000	36,379.20 35,202.60	93.28 90.26	1,178.60	
<b>** Total Industrials</b>		<b>Sub-Total</b>	<b>153,478.80 146,369.04</b>		<b>737.40 7,119.76</b>	<b>0.48</b>
<b>Information Technology</b>						
AMPHENOL CORP CL A	APH	520.000	33,644.00 31,360.75	64.70 60.31	218.40 2,283.25	0.65
ANSYS INC	ANSS	370.000	24,915.80 25,388.57	67.34 68.62	472.77-	
APPLE INC	AAPL	97 000	51,620.77 62,270.88	532.17 641.97	1,028.20 10,649.89-	1.99
CITRIX SYS INC	CTXS	360.000	23,623.20 27,216.52	65.62 75.60	3,583.32-	

Comerica

# Account Statement

Page 5

Account Number:

127

Statement Period: December 01, 2012 Through December 31, 2012

## Investment Detail ( Continued )

Description	Ticker	Shares	Total Market/ Total Cost	Market Price/ Cost Price	Est Annual Inc / Unreal Gain / Loss	Current Yield
<b>Information Technology</b>						
COGNIZANT TECHNOLOGY SOLUTIONS	CTSH	560.000	41,374.09 37,191.01	73.88 66.41	4,183.08	
GOOGLE INC CL A	GOOG	81.000	57,297.78 57,130.77	707.38 705.32	167.01	
NATIONAL INSTRUMENTS CORP	NATI	570.000	14,711.70 14,882.50	25.81 26.25	319.20 250.60-	2.17
NETAPP INC	NTAP	1,020.000	34,221.00 32,881.41	33.55 32.33	1,239.59	
SALESFORCE COM INC	CRM	160.000	28,896.00 23,185.21	168.10 144.78	3,730.79	
<b>** Total Information Technology</b>		<b>Sub- Total</b>	<b>308,304.34 311,667.40</b>		<b>1,565.80 3,363.08-</b>	<b>0.51</b>
<b>Utilities</b>						
QUALCOMM INC	QCOM	750.000	48,394.70 46,933.88	61.86 62.58	750.00 539.18-	1.62
<b>** Total Utilities</b>		<b>Sub- Total</b>	<b>48,394.70 46,933.88</b>		<b>750.00 639.18-</b>	<b>1.82</b>
<b>* Total Equities</b>			<b>1,040,543.94 1,032,109.23</b>		<b>7,051.40 8,434.71</b>	<b>0.68</b>
<b>Equities - Other</b>						
<b>Foreign Stock</b>						
SCHLUMBERGER LTD	SLB	580.000	38,807.22 40,930.40	69.30 73.09	616.00 2,123.18-	1.59
ACCENTURE PLC CL A	ACN	510.000	33,915.00 32,575.51	66.50 63.87	826.20 1,339.49	2.44
GENPACT LTD	B23DBK6	1,300.000	20,150.00 23,060.77	15.50 17.74	2,910.77-	
CORE LABORATORIES N V ADR	CLB	270.000	29,513.70 31,513.30	109.31 116.72	302.40 1,999.60-	1.02
<b>** Total Foreign Stock</b>		<b>Sub- Total</b>	<b>122,385.82 128,079.88</b>		<b>1,744.60 5,694.06-</b>	<b>1.43</b>
<b>* Total Equities - Other</b>			<b>122,385.82 128,079.98</b>		<b>1,744.60 5,694.06-</b>	<b>1.43</b>
<b>Total Principal Assets</b>			<b>1,175,662.38 1,172,811.73</b>		<b>8,797.88 2,740.65</b>	<b>0.75</b>
<b>Total Income Assets</b>			<b>5,939.32 5,939.32</b>		<b>0.00 0.00</b>	<b>0.00</b>
<b>Grand Total Assets</b>			<b>1,181,481.70 1,178,761.05</b>		<b>8,797.88 2,740.65</b>	<b>0.74</b>

ComenA

# Application for Extension of Time To File an Exempt Organization Return

OMB No. 1545-1709

► **File a separate application for each return.**

- If you are filing for an **Automatic 3-Month Extension**, complete only **Part I** and check this box ☒
- If you are filing for an **Additional (Not Automatic) 3-Month Extension**, complete only **Part II** (on page 2 of this form).

*Do not complete Part II unless you have already been granted an automatic 3-month extension on a previously filed Form 8868.*

**Electronic filing (e-file).** You can electronically file Form 8868 if you need a 3-month automatic extension of time to file (6 months for a corporation required to file Form 990-T), or an additional (not automatic) 3-month extension of time. You can electronically file Form 8868 to request an extension of time to file any of the forms listed in Part I or Part II with the exception of Form 8870, Information Return for Transfers Associated With Certain Personal Benefit Contracts, which must be sent to the IRS in paper format (see instructions). For more details on the electronic filing of this form, visit [www.irs.gov/efile](http://www.irs.gov/efile) and click on *e-file for Charities & Nonprofits*.

## **Part I Automatic 3-Month Extension of Time. Only submit original (no copies needed).**

A corporation required to file Form 990-T and requesting an automatic 6-month extension - check this box and complete Part I only ☐

*All other corporations (including 1120-C filers), partnerships, REMICs, and trusts must use Form 7004 to request an extension of time to file income tax returns.*

<b>Type or print</b>  File by the due date for filing your return. See instructions.	Name of exempt organization or other filer, see instructions.  <b>J FERRANTINO CHARITABLE FOUNDATION</b>	Employer identification number (EIN) or  <b>26-4457061</b>
	Number, street, and room or suite no. If a P.O. box, see instructions. <b>126 S. MAIN STREET</b>	Social security number (SSN)
	City, town or post office, state, and ZIP code. For a foreign address, see instructions. <b>ANN ARBOR, MI 48104</b>	

Enter the Return code for the return that this application is for (file a separate application for each return)

**0 4**

Application Is For	Return Code	Application Is For	Return Code
Form 990 or Form 990-EZ	01	Form 990-T (corporation)	07
Form 990-BL	02	Form 1041-A	08
Form 4720 (individual)	03	Form 4720	09
Form 990-PF	04	Form 5227	10
Form 990-T (sec. 401(a) or 408(a) trust)	05	Form 6069	11
Form 990-T (trust other than above)	06	Form 8870	12

**BRUCE T. WALLACE**

- The books are in the care of ► **126 S. MAIN STREET - ANN ARBOR, MI 48104**

Telephone No. ► **734-662-4426**

FAX No. ► **734-662-9559**

- If the organization does not have an office or place of business in the United States, check this box ☐
- If this is for a Group Return, enter the organization's four digit Group Exemption Number (GEN) \_\_\_\_\_. If this is for the whole group, check this box ☐. If it is for part of the group, check this box ☐ and attach a list with the names and EINs of all members the extension is for.

- 1** I request an automatic 3-month (6 months for a corporation required to file Form 990-T) extension of time until **AUGUST 15, 2013**, to file the exempt organization return for the organization named above. The extension is for the organization's return for:  
► ☒ calendar year **2012** or  
► ☐ tax year beginning \_\_\_\_\_, and ending \_\_\_\_\_.

- 2** If the tax year entered in line 1 is for less than 12 months, check reason: ☐ Initial return ☐ Final return  
☐ Change in accounting period

<b>3a</b> If this application is for Form 990-BL, 990-PF, 990-T, 4720, or 6069, enter the tentative tax, less any nonrefundable credits. See instructions.	<b>3a</b>	\$	<b>6,421.</b>
<b>b</b> If this application is for Form 990-PF, 990-T, 4720, or 6069, enter any refundable credits and estimated tax payments made. Include any prior year overpayment allowed as a credit.	<b>3b</b>	\$	<b>2,421.</b>
<b>c Balance due.</b> Subtract line 3b from line 3a. Include your payment with this form, if required, by using EFTPS (Electronic Federal Tax Payment System). See instructions.	<b>3c</b>	\$	<b>4,000.</b>

**Caution.** If you are going to make an electronic fund withdrawal with this Form 8868, see Form 8453-EO and Form 8879-EO for payment instructions.

LHA **For Privacy Act and Paperwork Reduction Act Notice, see instructions.**

Form **8868** (Rev. 1-2013)



- If you are filing for an **Additional (Not Automatic) 3-Month Extension**, complete only **Part II** and check this box ☒ **X**

**Note.** Only complete Part II if you have already been granted an automatic 3-month extension on a previously filed Form 8868.

- If you are filing for an **Automatic 3-Month Extension**, complete only **Part I** (on page 1).

**Part II Additional (Not Automatic) 3-Month Extension of Time.** Only file the original (no copies needed).

Enter filer's identifying number, see instructions

Type or print  File by the due date for filing your return. See instructions.	Name of exempt organization or other filer, see instructions	Employer identification number (EIN) or
	J FERRANTINO CHARITABLE FOUNDATION	26-4457061
	Number, street, and room or suite no. If a P.O. box, see instructions.	Social security number (SSN)
	126 S. MAIN STREET	
	City, town or post office, state, and ZIP code. For a foreign address, see instructions.	
	ANN ARBOR, MI 48104	

Enter the Return code for the return that this application is for (file a separate application for each return)

04

Application Is For	Return Code	Application Is For	Return Code
Form 990 or Form 990-EZ	01		
Form 990-BL	02	Form 1041-A	08
Form 4720 (individual)	03	Form 4720	09
Form 990-PF	04	Form 5227	10
Form 990-T (sec. 401(a) or 408(a) trust)	05	Form 6069	11
Form 990-T (trust other than above)	06	Form 8870	12

**STOP! Do not complete Part II if you were not already granted an automatic 3-month extension on a previously filed Form 8868.**

BRUCE T. WALLACE

- The books are in the care of ☒ 126 S. MAIN STREET - ANN ARBOR, MI 48104

Telephone No. ☒ 734-662-4426

FAX No. ☒ 734-662-9559

- If the organization does not have an office or place of business in the United States, check this box ☐

- If this is for a Group Return, enter the organization's four digit Group Exemption Number (GEN) ☐ . If this is for the whole group, check this box ☐ . If it is for part of the group, check this box ☐ and attach a list with the names and EINs of all members the extension is for.

4 I request an additional 3-month extension of time until NOVEMBER 15, 2013.

5 For calendar year 2012, or other tax year beginning                     , and ending                     .

6 If the tax year entered in line 5 is for less than 12 months, check reason: ☐ Initial return ☐ Final return  
☐ Change in accounting period

7 State in detail why you need the extension

**ADDITIONAL TIME IS REQUIRED TO GATHER THE INFORMATION NECESSARY TO FILE A COMPLETE AND ACCURATE RETURN.**

8a	If this application is for Form 990-BL, 990-PF, 990-T, 4720, or 6069, enter the tentative tax, less any nonrefundable credits. See instructions.	8a	\$	6,000.
b	If this application is for Form 990-PF, 990-T, 4720, or 6069, enter any refundable credits and estimated tax payments made. Include any prior year overpayment allowed as a credit and any amount paid previously with Form 8868.	8b	\$	6,000.
c	<b>Balance due.</b> Subtract line 8b from line 8a. Include your payment with this form, if required, by using EFTPS (Electronic Federal Tax Payment System). See instructions.	8c	\$	0.

**Signature and Verification must be completed for Part II only.**

Under penalties of perjury, I declare that I have examined this form, including accompanying schedules and statements, and to the best of my knowledge and belief, it is true, correct, and complete, and that I am authorized to prepare this form.

Signature ☒ Mary K. Broyley Title ☒ CPA

Date ☒ 8/8/13

Form 8868 (Rev. 1-2013)