



See a Social Security Number? Say Something!
Report Privacy Problems to <https://public.resource.org/privacy>
Or call the IRS Identity Theft Hotline at 1-800-908-4490



Form

990-PF

Department of the Treasury
Internal Revenue Service

Return of Private Foundation

or Section 4947(a)(1) Nonexempt Charitable Trust

Treated as a Private Foundation

Note. The foundation may be able to use a copy of this return to satisfy state reporting requirements

OMB No 1545-0052

2012

Open to Public Inspection

For calendar year 2012, or tax year beginning 01-01-2012 , and ending 12-31-2012

Name of foundation ANGELO AND MARY CALI FAMILY FOUNDATION		A Employer identification number 22-2509843	
% TAXPAYER		B Telephone number (see instructions) (908) 272-8000	
Number and street (or P O box number if mail is not delivered to street address) c/o CALI FUTURES 11 COMMERCE DRIVE Suite 206		Room/suite	
City or town, state, and ZIP code CRANFORD, NJ 07016		C If exemption application is pending, check here <input type="checkbox"/>	
G Check all that apply <input type="checkbox"/> Initial return <input type="checkbox"/> Final return <input type="checkbox"/> Address change		<input type="checkbox"/> Initial return of a former public charity <input type="checkbox"/> Amended return <input type="checkbox"/> Name change	
H Check type of organization <input checked="" type="checkbox"/> Section 501(c)(3) exempt private foundation <input type="checkbox"/> Section 4947(a)(1) nonexempt charitable trust <input type="checkbox"/> Other taxable private foundation		D 1. Foreign organizations, check here <input type="checkbox"/> 2. Foreign organizations meeting the 85% test, check here and attach computation <input type="checkbox"/>	
I Fair market value of all assets at end of year (from Part II, col. (c), line 16) \$ 2,194,105		J Accounting method <input checked="" type="checkbox"/> Cash <input type="checkbox"/> Accrual <input type="checkbox"/> Other (specify) (Part I, column (d) must be on cash basis.)	
E If private foundation status was terminated under section 507(b)(1)(A), check here <input type="checkbox"/>		F If the foundation is in a 60-month termination under section 507(b)(1)(B), check here <input type="checkbox"/>	

Part I Analysis of Revenue and Expenses <small>(The total of amounts in columns (b), (c), and (d) may not necessarily equal the amounts in column (a) (see instructions))</small>		(a) Revenue and expenses per books	(b) Net investment income	(c) Adjusted net income	(d) Disbursements for charitable purposes (cash basis only)
Revenue	1 Contributions, gifts, grants, etc , received (attach schedule)	0			
	2 Check <input checked="" type="checkbox"/> if the foundation is not required to attach Sch B				
	3 Interest on savings and temporary cash investments	76	76		
	4 Dividends and interest from securities.	42,234	42,234		
	5a Gross rents				
	b Net rental income or (loss) _____				
	6a Net gain or (loss) from sale of assets not on line 10	-28,952			
	b Gross sales price for all assets on line 6a _____ 329,317				
	7 Capital gain net income (from Part IV , line 2)		0		
	8 Net short-term capital gain				
	9 Income modifications				
	10a Gross sales less returns and allowances				
Operating and Administrative Expenses	b Less Cost of goods sold				
	c Gross profit or (loss) (attach schedule)				
	11 Other income (attach schedule)	982	982		
	12 Total. Add lines 1 through 11	14,340	43,292		
	13 Compensation of officers, directors, trustees, etc	0			
	14 Other employee salaries and wages				
	15 Pension plans, employee benefits				
	16a Legal fees (attach schedule)				
	b Accounting fees (attach schedule)	2,550	1,785	0	765
	c Other professional fees (attach schedule)				
	17 Interest				
	18 Taxes (attach schedule) (see instructions)	3,308	808		
	19 Depreciation (attach schedule) and depletion				
	20 Occupancy				
	21 Travel, conferences, and meetings				
	22 Printing and publications				
	23 Other expenses (attach schedule)	3,760	3,705		55
	24 Total operating and administrative expenses. Add lines 13 through 23	9,618	6,298	0	820
	25 Contributions, gifts, grants paid	95,980			95,980
	26 Total expenses and disbursements. Add lines 24 and 25	105,598	6,298	0	96,800
	27 Subtract line 26 from line 12				
	a Excess of revenue over expenses and disbursements	-91,258			
	b Net investment income (if negative, enter -0-)		36,994		
	c Adjusted net income (if negative, enter -0-)				

Part II

Balance Sheets

Attached schedules and amounts in the description column should be for end-of-year amounts only (See instructions)

		Beginning of year	End of year	
		(a) Book Value	(b) Book Value	(c) Fair Market Value
Assets	1	Cash—non-interest-bearing		
	2	Savings and temporary cash investments	118,143	184,892
	3	Accounts receivable ▶ _____ Less allowance for doubtful accounts ▶ _____		
	4	Pledges receivable ▶ _____ Less allowance for doubtful accounts ▶ _____		
	5	Grants receivable		
	6	Receivables due from officers, directors, trustees, and other disqualified persons (attach schedule) (see page 15 of the instructions)		
	7	Other notes and loans receivable (attach schedule) ▶ _____ Less allowance for doubtful accounts ▶ _____		
	8	Inventories for sale or use		
	9	Prepaid expenses and deferred charges		
	10a	Investments—U S and state government obligations (attach schedule)		
	b	Investments—corporate stock (attach schedule)	1,882,732	1,749,804
	c	Investments—corporate bonds (attach schedule).	50,000	25,000
	11	Investments—land, buildings, and equipment basis ▶ _____ Less accumulated depreciation (attach schedule) ▶ _____		
	12	Investments—mortgage loans		
	13	Investments—other (attach schedule)		
	14	Land, buildings, and equipment basis ▶ _____ Less accumulated depreciation (attach schedule) ▶ _____		
Liabilities	15	Other assets (describe ▶ _____)	79	0
	16	Total assets (to be completed by all filers—see the instructions Also, see page 1, item I)	2,050,954	1,959,696
	17	Accounts payable and accrued expenses		
	18	Grants payable		
	19	Deferred revenue		
	20	Loans from officers, directors, trustees, and other disqualified persons		
	21	Mortgages and other notes payable (attach schedule)		
Net Assets or Fund Balances	22	Other liabilities (describe ▶ _____)		
	23	Total liabilities (add lines 17 through 22)		0
		Foundations that follow SFAS 117, check here ▶ <input type="checkbox"/> and complete lines 24 through 26 and lines 30 and 31.		
	24	Unrestricted		
	25	Temporarily restricted		
	26	Permanently restricted		
		Foundations that do not follow SFAS 117, check here ▶ <input checked="" type="checkbox"/> and complete lines 27 through 31.		
	27	Capital stock, trust principal, or current funds		
	28	Paid-in or capital surplus, or land, bldg , and equipment fund		
	29	Retained earnings, accumulated income, endowment, or other funds	2,050,954	1,959,696
	30	Total net assets or fund balances (see page 17 of the instructions)	2,050,954	1,959,696
	31	Total liabilities and net assets/fund balances (see page 17 of the instructions)	2,050,954	1,959,696

Part III

Analysis of Changes in Net Assets or Fund Balances

1	Total net assets or fund balances at beginning of year—Part II, column (a), line 30 (must agree with end-of-year figure reported on prior year’s return)	1	2,050,954
2	Enter amount from Part I, line 27a	2	-91,258
3	Other increases not included in line 2 (itemize) ▶ _____	3	
4	Add lines 1, 2, and 3	4	1,959,696
5	Decreases not included in line 2 (itemize) ▶ _____	5	
6	Total net assets or fund balances at end of year (line 4 minus line 5)—Part II, column (b), line 30	6	1,959,696

Part IV Capital Gains and Losses for Tax on Investment Income

(a) List and describe the kind(s) of property sold (e g , real estate, 2-story brick warehouse, or common stock, 200 shs MLC Co)		(b) How acquired P—Purchase D—Donation	(c) Date acquired (mo , day, yr)	(d) Date sold (mo , day, yr)
1a	See Additional Data Table			
b				
c				
d				
e				

(e) Gross sales price	(f) Depreciation allowed (or allowable)	(g) Cost or other basis plus expense of sale	(h) Gain or (loss) (e) plus (f) minus (g)
a See Additional Data Table			
b			
c			
d			
e			

Complete only for assets showing gain in column (h) and owned by the foundation on 12/31/69

(i) F M V as of 12/31/69	(j) Adjusted basis as of 12/31/69	(k) Excess of col (i) over col (j), if any	(l) Gains (Col (h) gain minus col (k), but not less than -0-) or Losses (from col (h))
a See Additional Data Table			
b			
c			
d			
e			

2 Capital gain net income or (net capital loss)	{ If gain, also enter in Part I, line 7 If (loss), enter -0- in Part I, line 7 }	2	-28,952
3 Net short-term capital gain or (loss) as defined in sections 1222(5) and (6) If gain, also enter in Part I, line 8, column (c) (see instructions) If (loss), enter -0- in Part I, line 8		3	

Part V Qualification Under Section 4940(e) for Reduced Tax on Net Investment Income

(For optional use by domestic private foundations subject to the section 4940(a) tax on net investment income)

If section 4940(d)(2) applies, leave this part blank

Was the foundation liable for the section 4942 tax on the distributable amount of any year in the base period? ☐ Yes ☒ No

If "Yes," the foundation does not qualify under section 4940(e) Do not complete this part

1 Enter the appropriate amount in each column for each year, see page 18 of the instructions before making any entries

(a) Base period years Calendar year (or tax year beginning in)	(b) Adjusted qualifying distributions	(c) Net value of noncharitable-use assets	(d) Distribution ratio (col (b) divided by col (c))
2011	101,080	2,174,407	0 046486
2010	100,820	2,137,454	0 047168
2009	94,820	1,941,133	0 048848
2008	139,649	2,316,860	0 060275
2007	137,834	2,854,824	0 048281

2 Total of line 1, column (d).	2	0 251058
3 Average distribution ratio for the 5-year base period—divide the total on line 2 by 5, or by the number of years the foundation has been in existence if less than 5 years	3	0 050212
4 Enter the net value of noncharitable-use assets for 2012 from Part X, line 5.	4	2,142,812
5 Multiply line 4 by line 3.	5	107,595
6 Enter 1% of net investment income (1% of Part I, line 27b).	6	370
7 Add lines 5 and 6.	7	107,965
8 Enter qualifying distributions from Part XII, line 4.	8	96,800

If line 8 is equal to or greater than line 7, check the box in Part VI, line 1b, and complete that part using a 1% tax rate See
the Part VI instructions

Part VIExcise Tax Based on Investment Income (Section 4940(a), 4940(b), 4940(e), or 4948—see page 18 of the instructions)

1a		Exempt operating foundations described in section 4940(d)(2), check here <input type="checkbox"/> and enter "N/A" on line 1			
		Date of ruling or determination letter _____ (attach copy of letter if necessary—see instructions)			
b		Domestic foundations that meet the section 4940(e) requirements in Part V, check here <input type="checkbox"/> and enter 1% of Part I, line 27b		1	740
c		All other domestic foundations enter 2% of line 27b Exempt foreign organizations enter 4% of Part I, line 12, col (b)			
2		Tax under section 511 (domestic section 4947(a)(1) trusts and taxable foundations only Others enter -0-)		2	
3		Add lines 1 and 2.		3	740
4		Subtitle A (income) tax (domestic section 4947(a)(1) trusts and taxable foundations only Others enter -0-)		4	
5		Tax based on investment income. Subtract line 4 from line 3 If zero or less, enter -0-		5	740
6		Credits/Payments			
a		2012 estimated tax payments and 2011 overpayment credited to 2012	6a	2,030	
b		Exempt foreign organizations—tax withheld at source	6b		
c		Tax paid with application for extension of time to file (Form 8868)	6c	2,500	
d		Backup withholding erroneously withheld	6d		
7		Total credits and payments Add lines 6a through 6d.		7	4,530
8		Enter any penalty for underpayment of estimated tax Check here <input type="checkbox"/> if Form 2220 is attached		8	
9		Tax due. If the total of lines 5 and 8 is more than line 7, enter amount owed		9	
10		Overpayment. If line 7 is more than the total of lines 5 and 8, enter the amount overpaid.		10	3,790
11		Enter the amount of line 10 to be Credited to 2013 estimated tax <input type="checkbox"/> 3,790	Refunded <input type="checkbox"/>	11	

Part VII-AStatements Regarding Activities

1a	During the tax year, did the foundation attempt to influence any national, state, or local legislation or did it participate or intervene in any political campaign? <input checked="" type="checkbox"/>		Yes	No
	1a			No
b	Did it spend more than \$100 during the year (either directly or indirectly) for political purposes (see page 19 of the instructions for definition)?			No
	1b			No
If the answer is "Yes" to 1a or 1b, attach a detailed description of the activities and copies of any materials published or distributed by the foundation in connection with the activities.				
c	Did the foundation file Form 1120-POL for this year?.	1c		No
d	Enter the amount (if any) of tax on political expenditures (section 4955) imposed during the year (1) On the foundation <input type="checkbox"/> \$ 0 (2) On foundation managers <input type="checkbox"/> \$ 0			
e	Enter the reimbursement (if any) paid by the foundation during the year for political expenditure tax imposed on foundation managers <input type="checkbox"/> \$ 0			
2	Has the foundation engaged in any activities that have not previously been reported to the IRS? If "Yes," attach a detailed description of the activities.	2		No
3	Has the foundation made any changes, not previously reported to the IRS, in its governing instrument, articles of incorporation, or bylaws, or other similar instruments? If "Yes," attach a conformed copy of the changes <input checked="" type="checkbox"/>	3		No
4a	Did the foundation have unrelated business gross income of \$1,000 or more during the year?.	4a		No
b	If "Yes," has it filed a tax return on Form 990-T for this year?.	4b		
5	Was there a liquidation, termination, dissolution, or substantial contraction during the year? If "Yes," attach the statement required by General Instruction T. <input checked="" type="checkbox"/>	5		No
6	Are the requirements of section 508(e) (relating to sections 4941 through 4945) satisfied either • By language in the governing instrument, or • By state legislation that effectively amends the governing instrument so that no mandatory directions that conflict with the state law remain in the governing instrument?	6	Yes	
7	Did the foundation have at least \$5,000 in assets at any time during the year? If "Yes," complete Part II, col (c), and Part XV	7	Yes	
8a	Enter the states to which the foundation reports or with which it is registered (see instructions) <input type="checkbox"/> NJ			
b	If the answer is "Yes" to line 7, has the foundation furnished a copy of Form 990-PF to the Attorney General (or designate) of each state as required by General Instruction G? If "No," attach explanation .	8b	Yes	
9	Is the foundation claiming status as a private operating foundation within the meaning of section 4942(j)(3) or 4942(j)(5) for calendar year 2012 or the taxable year beginning in 2012 (see instructions for Part XIV)? If "Yes," complete Part XIV	9		No
10	Did any persons become substantial contributors during the tax year? If "Yes," attach a schedule listing their names and addresses	10		No

Part VII-A

Statements Regarding Activities *(continued)*

11	At any time during the year, did the foundation, directly or indirectly, own a controlled entity within the meaning of section 512(b)(13)? If "Yes," attach schedule (see instructions).	11		No
12	Did the foundation make a distribution to a donor advised fund over which the foundation or a disqualified person had advisory privileges? If "Yes," attach statement (see instructions)	12		No
13	Did the foundation comply with the public inspection requirements for its annual returns and exemption application?	13	Yes	
Website address ▶N/A				
14	The books are in care of ▶TAXPAYER Telephone no ▶(908) 272-8000 Located at ▶11 COMMERCE DRIVE CRANFORD NJ ZIP +4 ▶07016			
15	Section 4947(a)(1) nonexempt charitable trusts filing Form 990-PF in lieu of Form 1041 —Check here ▶ <input type="checkbox"/> and enter the amount of tax-exempt interest received or accrued during the year ▶	15		
16	At any time during calendar year 2012, did the foundation have an interest in or a signature or other authority over a bank, securities, or other financial account in a foreign country?	16		No
See instructions for exceptions and filing requirements for Form TD F 90-22.1 If "Yes", enter the name of the foreign country ▶				

Part VII-B

Statements Regarding Activities for Which Form 4720 May Be Required

File Form 4720 if any item is checked in the "Yes" column, unless an exception applies.			Yes	No
1a	During the year did the foundation (either directly or indirectly) (1) Engage in the sale or exchange, or leasing of property with a disqualified person? <input type="checkbox"/> Yes <input checked="" type="checkbox"/> No (2) Borrow money from, lend money to, or otherwise extend credit to (or accept it from) a disqualified person?. <input type="checkbox"/> Yes <input checked="" type="checkbox"/> No (3) Furnish goods, services, or facilities to (or accept them from) a disqualified person? <input type="checkbox"/> Yes <input checked="" type="checkbox"/> No (4) Pay compensation to, or pay or reimburse the expenses of, a disqualified person? <input type="checkbox"/> Yes <input checked="" type="checkbox"/> No (5) Transfer any income or assets to a disqualified person (or make any of either available for the benefit or use of a disqualified person)?. <input type="checkbox"/> Yes <input checked="" type="checkbox"/> No (6) Agree to pay money or property to a government official? (Exception. Check "No" if the foundation agreed to make a grant to or to employ the official for a period after termination of government service, if terminating within 90 days). <input type="checkbox"/> Yes <input checked="" type="checkbox"/> No			
b	If any answer is "Yes" to 1a(1)–(6), did any of the acts fail to qualify under the exceptions described in Regulations section 53.4941(d)-3 or in a current notice regarding disaster assistance (see page 20 of the instructions)?. . . Organizations relying on a current notice regarding disaster assistance check here. ▶ <input type="checkbox"/>	1b		
c	Did the foundation engage in a prior year in any of the acts described in 1a, other than excepted acts, that were not corrected before the first day of the tax year beginning in 2012?.	1c		No
2	Taxes on failure to distribute income (section 4942) (does not apply for years the foundation was a private operating foundation defined in section 4942(j)(3) or 4942(j)(5))			
a	At the end of tax year 2012, did the foundation have any undistributed income (lines 6d and 6e, Part XIII) for tax year(s) beginning before 2012?. <input type="checkbox"/> Yes <input checked="" type="checkbox"/> No If "Yes," list the years ▶ 20____, 20____, 20____, 20____			
b	Are there any years listed in 2a for which the foundation is not applying the provisions of section 4942(a)(2) (relating to incorrect valuation of assets) to the year's undistributed income? (If applying section 4942(a)(2) to all years listed, answer "No" and attach statement—see instructions).	2b		
c	If the provisions of section 4942(a)(2) are being applied to any of the years listed in 2a, list the years here ▶ 20____, 20____, 20____, 20____			
3a	Did the foundation hold more than a 2% direct or indirect interest in any business enterprise at any time during the year?. <input type="checkbox"/> Yes <input checked="" type="checkbox"/> No			
b	If "Yes," did it have excess business holdings in 2012 as a result of (1) any purchase by the foundation or disqualified persons after May 26, 1969, (2) the lapse of the 5-year period (or longer period approved by the Commissioner under section 4943(c)(7)) to dispose of holdings acquired by gift or bequest, or (3) the lapse of the 10-, 15-, or 20-year first phase holding period? (<i>Use Schedule C, Form 4720, to determine if the foundation had excess business holdings in 2012.</i>).	3b		
4a	Did the foundation invest during the year any amount in a manner that would jeopardize its charitable purposes?	4a		No
b	Did the foundation make any investment in a prior year (but after December 31, 1969) that could jeopardize its charitable purpose that had not been removed from jeopardy before the first day of the tax year beginning in 2012?	4b		No

Part VII-B

Statements Regarding Activities for Which Form 4720 May Be Required (continued)

5a	During the year did the foundation pay or incur any amount to			
	(1) Carry on propaganda, or otherwise attempt to influence legislation (section 4945(e))?	<input type="checkbox"/> Yes	<input checked="" type="checkbox"/> No	
	(2) Influence the outcome of any specific public election (see section 4955), or to carry on, directly or indirectly, any voter registration drive?	<input type="checkbox"/> Yes	<input checked="" type="checkbox"/> No	
	(3) Provide a grant to an individual for travel, study, or other similar purposes?	<input type="checkbox"/> Yes	<input checked="" type="checkbox"/> No	
	(4) Provide a grant to an organization other than a charitable, etc , organization described in section 509(a)(1), (2), or (3), or section 4940(d)(2)? (see instructions).	<input type="checkbox"/> Yes	<input checked="" type="checkbox"/> No	
	(5) Provide for any purpose other than religious, charitable, scientific, literary, or educational purposes, or for the prevention of cruelty to children or animals?	<input type="checkbox"/> Yes	<input checked="" type="checkbox"/> No	
b	If any answer is "Yes" to 5a(1)–(5), did any of the transactions fail to qualify under the exceptions described in Regulations section 53.4945 or in a current notice regarding disaster assistance (see instructions)?	5b		
	Organizations relying on a current notice regarding disaster assistance check here.			
c	If the answer is "Yes" to question 5a(4), does the foundation claim exemption from the tax because it maintained expenditure responsibility for the grant?			
	If "Yes," attach the statement required by Regulations section 53.4945–5(d).			
6a	Did the foundation, during the year, receive any funds, directly or indirectly, to pay premiums on a personal benefit contract?			
b	Did the foundation, during the year, pay premiums, directly or indirectly, on a personal benefit contract?	6b		No
	If "Yes" to 6b, file Form 8870.			
7a	At any time during the tax year, was the foundation a party to a prohibited tax shelter transaction?			
	b If yes, did the foundation receive any proceeds or have any net income attributable to the transaction?	7b		

Part VIII

Information About Officers, Directors, Trustees, Foundation Managers, Highly Paid Employees, and Contractors

1 List all officers, directors, trustees, foundation managers and their compensation (see instructions).				
(a) Name and address	(b) Title, and average hours per week devoted to position	(c) Compensation (If not paid, enter -0-)	(d) Contributions to employee benefit plans and deferred compensation	(e) Expense account, other allowances
JOHN R CALI	TRUSTEE	0	0	0
203 LAUREL HILL ROAD	0			
MOUNTAIN LAKES, NJ 07046				
2 Compensation of five highest-paid employees (other than those included on line 1—see instructions). If none, enter "NONE."				
(a) Name and address of each employee paid more than \$50,000	(b) Title, and average hours per week devoted to position	(c) Compensation	(d) Contributions to employee benefit plans and deferred compensation	(e) Expense account, other allowances
Total number of other employees paid over \$50,000.				

Part VIII

Information About Officers, Directors, Trustees, Foundation Managers, Highly Paid Employees, and Contractors (continued)

3 Five highest-paid independent contractors for professional services (see instructions). If none, enter "NONE".		
(a) Name and address of each person paid more than \$50,000	(b) Type of service	(c) Compensation
Total number of others receiving over \$50,000 for professional services.		

Part IX-A

Summary of Direct Charitable Activities

List the foundation's four largest direct charitable activities during the tax year. Include relevant statistical information such as the number of organizations and other beneficiaries served, conferences convened, research papers produced, etc.	Expenses
1	
2	
3	
4	

Part IX-B

Summary of Program-Related Investments (see instructions)

Describe the two largest program-related investments made by the foundation during the tax year on lines 1 and 2	Amount
1 NONE	
2	
All other program-related investments. See page 24 of the instructions.	
3	
Total. Add lines 1 through 3.	

Part X

Minimum Investment Return (All domestic foundations must complete this part. Foreign foundations, see instructions.)

1	Fair market value of assets not used (or held for use) directly in carrying out charitable, etc , purposes		
a	Average monthly fair market value of securities.	1a	2,023,139
b	Average of monthly cash balances.	1b	152,305
c	Fair market value of all other assets (see instructions).	1c	0
d	Total (add lines 1a, b, and c).	1d	2,175,444
e	Reduction claimed for blockage or other factors reported on lines 1a and 1c (attach detailed explanation).	1e	
2	Acquisition indebtedness applicable to line 1 assets.	2	0
3	Subtract line 2 from line 1d.	3	2,175,444
4	Cash deemed held for charitable activities Enter 1 1/2% of line 3 (for greater amount, see instructions).	4	32,632
5	Net value of noncharitable-use assets. Subtract line 4 from line 3 Enter here and on Part V, line 4	5	2,142,812
6	Minimum investment return. Enter 5% of line 5.	6	107,141

Part XI

Distributable Amount (see instructions) (Section 4942(j)(3) and (j)(5) private operating foundations and certain foreign organizations check here ☐ and do not complete this part.)

1	Minimum investment return from Part X, line 6.	1	107,141
2a	Tax on investment income for 2012 from Part VI, line 5.	2a	740
b	Income tax for 2012 (This does not include the tax from Part VI).	2b	
c	Add lines 2a and 2b.	2c	740
3	Distributable amount before adjustments Subtract line 2c from line 1.	3	106,401
4	Recoveries of amounts treated as qualifying distributions.	4	
5	Add lines 3 and 4.	5	106,401
6	Deduction from distributable amount (see instructions).	6	
7	Distributable amount as adjusted Subtract line 6 from line 5 Enter here and on Part XIII, line 1.	7	106,401

Part XII

Qualifying Distributions (see instructions)

1	Amounts paid (including administrative expenses) to accomplish charitable, etc , purposes		
a	Expenses, contributions, gifts, etc —total from Part I, column (d), line 26.	1a	96,800
b	Program-related investments—total from Part IX-B.	1b	0
2	Amounts paid to acquire assets used (or held for use) directly in carrying out charitable, etc , purposes.	2	0
3	Amounts set aside for specific charitable projects that satisfy the		
a	Suitability test (prior IRS approval required).	3a	0
b	Cash distribution test (attach the required schedule).	3b	0
4	Qualifying distributions. Add lines 1a through 3b Enter here and on Part V, line 8, and Part XIII, line 4	4	96,800
5	Foundations that qualify under section 4940(e) for the reduced rate of tax on net investment income Enter 1% of Part I, line 27b (see instructions).	5	
6	Adjusted qualifying distributions. Subtract line 5 from line 4.	6	96,800
Note: The amount on line 6 will be used in Part V, column (b), in subsequent years when calculating whether the foundation qualifies for the section 4940(e) reduction of tax in those years			

Part XIII

Undistributed Income (see instructions)

	(a) Corpus	(b) Years prior to 2011	(c) 2011	(d) 2012
1 Distributable amount for 2012 from Part XI, line 7				106,401
2 Undistributed income, if any, as of the end of 2012				
a Enter amount for 2011 only.			0	
b Total for prior years 2010 , 2009 , 2008		0		
3 Excess distributions carryover, if any, to 2012				
a From 2007.				
b From 2008.	17,738			
c From 2009.				
d From 2010.				
e From 2011.				
f Total of lines 3a through e.	17,738			
4 Qualifying distributions for 2012 from Part XII, line 4 ▶ \$ 96,800			0	
a Applied to 2011, but not more than line 2a			0	
b Applied to undistributed income of prior years (Election required—see instructions).				
c Treated as distributions out of corpus (Election required—see instructions).				
d Applied to 2012 distributable amount.				96,800
e Remaining amount distributed out of corpus	0			
5 Excess distributions carryover applied to 2012 (If an amount appears in column (d), the same amount must be shown in column (a).)	9,601			9,601
6 Enter the net total of each column as indicated below:				
a Corpus Add lines 3f, 4c, and 4e Subtract line 5	8,137			
b Prior years' undistributed income Subtract line 4b from line 2b.		0		
c Enter the amount of prior years' undistributed income for which a notice of deficiency has been issued, or on which the section 4942(a) tax has been previously assessed.				
d Subtract line 6c from line 6b Taxable amount—see instructions		0		
e Undistributed income for 2011 Subtract line 4a from line 2a Taxable amount—see instructions			0	
f Undistributed income for 2012 Subtract lines 4d and 5 from line 1 This amount must be distributed in 2013				0
7 Amounts treated as distributions out of corpus to satisfy requirements imposed by section 170(b)(1)(F) or 4942(g)(3) (see instructions).				
8 Excess distributions carryover from 2007 not applied on line 5 or line 7 (see instructions). . .				
9 Excess distributions carryover to 2013. Subtract lines 7 and 8 from line 6a	8,137			
10 Analysis of line 9				
a Excess from 2008. . . .	8,137			
b Excess from 2009. . . .				
c Excess from 2010. . . .				
d Excess from 2011. . . .				
e Excess from 2012. . . .				

Part XIVPrivate Operating Foundations (see instructions and Part VII-A, question 9)

1a

If the foundation has received a ruling or determination letter that it is a private operating foundation, and the ruling is effective for 2012, enter the date of the ruling.

b

Check box to indicate whether the organization is a private operating foundation described in section 4942(j)(3) or 4942(j)(5)

☐ 4942(j)(3) or ☐ 4942(j)(5)

2a	Enter the lesser of the adjusted net income from Part I or the minimum investment return from Part X for each year listed.	Tax year	Prior 3 years			(e) Total
		(a) 2012	(b) 2011	(c) 2010	(d) 2009	
b	85% of line 2a					
c	Qualifying distributions from Part XII, line 4 for each year listed.					
d	Amounts included in line 2c not used directly for active conduct of exempt activities.					
e	Qualifying distributions made directly for active conduct of exempt activities. Subtract line 2d from line 2c.					
3	Complete 3a, b, or c for the alternative test relied upon					
a	"Assets" alternative test—enter					
	(1) Value of all assets					
	(2) Value of assets qualifying under section 4942(j)(3)(B)(i)					
b	"Endowment" alternative test— enter 2/3 of minimum investment return shown in Part X, line 6 for each year listed.					
c	"Support" alternative test—enter					
	(1) Total support other than gross investment income (interest, dividends, rents, payments on securities loans (section 512(a)(5)), or royalties).					
	(2) Support from general public and 5 or more exempt organizations as provided in section 4942(j)(3)(B)(iii).					
	(3) Largest amount of support from an exempt organization					
	(4) Gross investment income					

Part XVSupplementary Information (Complete this part only if the organization had \$5,000 or more in assets at any time during the year—see instructions.)

1

Information Regarding Foundation Managers:

a

List any managers of the foundation who have contributed more than 2% of the total contributions received by the foundation before the close of any tax year (but only if they have contributed more than \$5,000) (See section 507(d)(2))

ANGELO R CALI

b

List any managers of the foundation who own 10% or more of the stock of a corporation (or an equally large portion of the ownership of a partnership or other entity) of which the foundation has a 10% or greater interest

NONE

2

Information Regarding Contribution, Grant, Gift, Loan, Scholarship, etc., Programs:

Check here ☒ if the foundation only makes contributions to preselected charitable organizations and does not accept unsolicited requests for funds. If the foundation makes gifts, grants, etc. (see instructions) to individuals or organizations under other conditions, complete items 2a, b, c, and d

a

The name, address, and telephone number of the person to whom applications should be addressed

b

The form in which applications should be submitted and information and materials they should include

c

Any submission deadlines

d

Any restrictions or limitations on awards, such as by geographical areas, charitable fields, kinds of institutions, or other factors

Part XV

Supplementary Information (continued)

3 Grants and Contributions Paid During the Year or Approved for Future Payment

Recipient	If recipient is an individual, show any relationship to any foundation manager or substantial contributor	Foundation status of recipient	Purpose of grant or contribution	Amount
Name and address (home or business)				
a Paid during the year See Additional Data Table				
Total			3a	95,980
b Approved for future payment				
Total			3b	

Enter gross amounts unless otherwise indicated		Unrelated business income		Excluded by section 512, 513, or 514		(e) Related or exempt function income (See instructions)
		(a) Business code	(b) Amount	(c) Exclusion code	(d) Amount	
1 Program service revenue						
a _____						
b _____						
c _____						
d _____						
e _____						
f _____						
g Fees and contracts from government agencies						
2 Membership dues and assessments.						
3 Interest on savings and temporary cash investments				14	76	
4 Dividends and interest from securities.				14	42,234	
5 Net rental income or (loss) from real estate						
a Debt-financed property.						
b Not debt-financed property.						
6 Net rental income or (loss) from personal property						
7 Other investment income.				15	21	
8 Gain or (loss) from sales of assets other than inventory				18	-28,952	
9 Net income or (loss) from special events						
10 Gross profit or (loss) from sales of inventory.						
SETTLEMENT FROM TD				18	661	
11 Other revenue a BANKNORTH						
b OTHER INCOME				41	300	
c _____						
d _____						
e _____						
12 Subtotal Add columns (b), (d), and (e).					14,340	
13 Total. Add line 12, columns (b), (d), and (e).				13		14,340

(See worksheet in line 13 instructions to verify calculations)

[illegible]

<p>1 Did the organization directly or indirectly engage in any of the following with any other organization described in section 501(c) of the Code (other than section 501(c)(3) organizations) or in section 527, relating to political organizations?</p> <p>a Transfers from the reporting foundation to a noncharitable exempt organization of</p> <p>(1) Cash.</p> <p>(2) Other assets.</p> <p>b Other transactions</p> <p>(1) Sales of assets to a noncharitable exempt organization.</p> <p>(2) Purchases of assets from a noncharitable exempt organization.</p> <p>(3) Rental of facilities, equipment, or other assets.</p> <p>(4) Reimbursement arrangements.</p> <p>(5) Loans or loan guarantees.</p> <p>(6) Performance of services or membership or fundraising solicitations.</p> <p>c Sharing of facilities, equipment, mailing lists, other assets, or paid employees.</p> <p>d If the answer to any of the above is "Yes," complete the following schedule. Column (b) should always show the fair market value of the goods, other assets, or services given by the reporting foundation. If the foundation received less than fair market value in any transaction or sharing arrangement, show in column (d) the value of the goods, other assets, or services received</p>		Yes	No
	1a(1)		No
	1a(2)		No
	1b(1)		No
	1b(2)		No
	1b(3)		No
	1b(4)		No
	1b(5)		No
1b(6)		No	
1c		No	

[illegible]




2a Is the foundation directly or indirectly affiliated with, or related to, one or more tax-exempt organizations described in section 501(c) of the Code (other than section 501(c)(3)) or in section 527? ☐ Yes ☒ No

b If "Yes," complete the following schedule

(a) Name of organization	(b) Type of organization	(c) Description of relationship

**Sign
Here**

**Paid
Preparer
Use Only**

Sign Here	Under penalties of perjury, I declare that I have examined this return, including accompanying schedules and statements, and to the best of my knowledge and belief, it is true, correct, and complete Declaration of preparer (other than taxpayer or fiduciary) is based on all information of which preparer has any knowledge				
	***** Signature of officer or trustee		2013-06-30 Date		***** Title
<div style="border: 1px solid black; padding: 5px; float: right; width: 200px;"> May the IRS discuss this return with the preparer shown below (see instr. 1)? <input checked="" type="checkbox"/> Yes <input type="checkbox"/> No </div>					
Paid Preparer Use Only	Print/Type preparer's name		Preparer's Signature		Date
	Mark S Halpern		Mark S Halpern		
	Firm's name 		FTI Consulting Inc		Firm's EIN 
		750 Third Avenue			
Firm's address 		New York, NY 10017		Phone no (973) 364-0400	

Form 990PF Part IV - Capital Gains and Losses for Tax on Investment Income - Columns a - d

(a) List and describe the kind(s) of property sold (e g , real estate, 2-story brick warehouse, or common stock, 200 shs MLC Co)	(b) How acquired P—Purchase D—Donation	(c) Date acquired (mo , day, yr)	(d) Date sold (mo , day, yr)
WF # 8380 - SEE ATTACHMENT A	P	2011-01-01	2012-12-31
WF # 9189 - SEE ATTACHMENT B	P	2012-01-01	2012-12-31
WF # 9189 - SEE ATTACHMENT B	P	2012-01-01	2012-12-31
WF # 9189 - SEE ATTACHMENT B	P	2011-01-01	2012-12-31
WF # 9189 - SEE ATTACHMENT B	P	2011-01-01	2012-12-31
SPDR GOLD TRUST	P	2012-01-01	2012-12-31
CAPITAL GAIN DIVIDENDS	P		

Form 990PF Part IV - Capital Gains and Losses for Tax on Investment Income - Columns e - h

(e) Gross sales price	(f) Depreciation allowed (or allowable)	(g) Cost or other basis plus expense of sale	(h) Gain or (loss) (e) plus (f) minus (g)
299,065		331,818	-32,753
1,191		1,116	75
5		0	5
5,144		4,774	370
23,785		20,439	3,346
122		122	
			5


Form 990PF Part IV - Capital Gains and Losses for Tax on Investment Income - Columns i - l

Complete only for assets showing gain in column (h) and owned by the foundation on 12/31/69			(l) Gains (Col (h) gain minus col (k), but not less than -0-) or Losses (from col (h))
(i) F M V as of 12/31/69	(j) Adjusted basis as of 12/31/69	(k) Excess of col (i) over col (j), if any	
			-32,753
			75
			5
			370
			3,346

Form 990PF Part XV Line 3 - Grants and Contributions Paid During the Year or Approved for Future Payment

Recipient	If recipient is an individual, show any relationship to any foundation manager or substantial contributor	Foundation status of recipient	Purpose of grant or contribution	Amount
Name and address (home or business)				
a <i>Paid during the year</i>				
International Advocates for Health Freedom 556 Boundary Bay Rd Point Roberts, WA 98281	NONE	Public	General Support	2,000
COALITION FOR THE HOMELESS 129 FULTON ST NEW YORK, NY 10038	NONE	Public	General Support	4,300
University of Delaware 83 East Main Street 3rd Floor Newark, DE 19716	NONE	public	General Support	5,000
SCHOOL OF AMERICAN BALLET INC 70 LINCOLN CENTER PLAZA NEW YORK, NY 10023	NONE	Public	General Support	2,000
WORLD VISION PO Box 9716 Federal Way, WA 98063	NONE	Public	General Support	3,810
CAROL ANN FOUNDATION 1100 South Grand Blvd St Louis, MO 63104	NONE	Public	General Support	2,000
Accion International 56 Roland Street Suite 300 Boston, MA 02129	NONE	PUBLIC	General Support	4,000
MORRISTOWN MEMORIAL HEALTH FOUNDATION INC 95 MADISON AVE MORRISTOWN, NJ 07960	NONE	Public	General Support	5,000
PLAN USA 155 PLAN WAY WARWICK, RI 02886	NONE	Public	General Support	3,870
University of Pennsylvania 3451 Walnut Street Philadelphia, PA 19104	NONE	Public	General Support	42,000
Natural Resources Defense Council 40 West 20th Street New York, NY 10011	NONE	Public	General Support	4,000
Smile Train PO Box 96231 Washington, DC 20090	NONE	Public	General Support	4,000
Bridge Publications Inc 5600 EOlympic Blvd Commerce City, CA 90022	NONE	Public	General Support	4,000
Sudbury Valley School 2 Winch Street Framingham, MA 01701	NONE	Public	General Support	2,000
Critical Resistance 1904 Franklin Street Suite 504 Oakland, CA 94612	NONE	Public	General Support	4,000

Form 990PF Part XV Line 3 - Grants and Contributions Paid During the Year or Approved for Future Payment

Recipient	If recipient is an individual, show any relationship to any foundation manager or substantial contributor	Foundation status of recipient	Purpose of grant or contribution	Amount
Name and address (home or business)				
a <i>Paid during the year</i>				
Spring Valley School 145 Spring Valley Road Paramus, NJ 07652	NONE	PUBLIC	GENERAL SUPPORT	2,000
The Alliance for Natural Health USA 6931 Arlington Rd Suite 304 Bethesda, MD 20814		Public	General support	2,000
Total  3a				95,980

TY 2012 Accounting Fees Schedule

Name: ANGELO AND MARY CALI FAMILY FOUNDATION

EIN: 22-2509843

Category	Amount	Net Investment Income	Adjusted Net Income	Disbursements for Charitable Purposes
ACCOUNTING FEES	2,550	1,785		765

TY 2012 All Other Program
Related Investments Schedule

Name: ANGELO AND MARY CALI FAMILY FOUNDATION
EIN: 22-2509843

Category	Amount
NONE	

Note: To capture the full content of this document, please select landscape mode (11" x 8.5") when printing.

TY 2012 Depreciation Schedule

Name: ANGELO AND MARY CALI FAMILY FOUNDATION

EIN: 22-2509843

**TY 2012 Investments Corporate
Bonds Schedule****Name:** ANGELO AND MARY CALI FAMILY FOUNDATION**EIN:** 22-2509843

Name of Bond	End of Year Book Value	End of Year Fair Market Value
BANK OF AMERICAN 5% 5/27/26	0	0
JPMORGAN CHASE 3.25% 5/31/21	25,000	25,726

**TY 2012 Investments Corporate
Stock Schedule**

Name: ANGELO AND MARY CALI FAMILY FOUNDATION
EIN: 22-2509843

Name of Stock	End of Year Book Value	End of Year Fair Market Value
ACTIVISION BLIZZARD INC	2,547	10,195
AMERISOURCEBERGEN CORP	455	1,727
AON CORP	0	0
AON PLC CL A	49,080	55,610
ARADIGM CORP	820	13
BERKSHIRE HATHAWAY INC	58,613	89,700
CELGENE CORP	98,469	219,716
CISCO SYSTEMS INC	32,719	46,962
CRH PLC ADR	32,283	20,340
CROSS TIMBERS ROYALTY TR	21	27
DENTSPLY INTERNATIONAL INC	33,240	59,415
EMULEX CORP	4,963	1,752
HEWLETT-PACKARD COMPANY	18,773	7,125
HUGOTON ROYALTY TRUST	736	190
INSMED INC	295	335
INTEGRATED DEVICE TECH	5,424	840
MACK CALI REALTY CORP	69,004	117,495
MENTOR GRAPHICS CORP	5,935	3,574
MERCK & CO INC	67,732	76,148
MICROSOFT CORP	35,502	53,419
NABORS INDUSTRIES LTD	5,215	2,890
PDI INC	4,945	380
QUEST DIAGNOSTICS INC	6,403	13,985
ISHARES FTSE/XINHUA CHINA	83,880	80,900
FURIEX PHARMACEUTICALS INC	93	270
ST. JUDE MEDICAL INC	4,787	10,842
STRYKER CORP	5,214	10,964
JENNISON VALUE FUND	89,228	83,155
ALLIANCE BERNSTEIN FUNDS-CL A	28,091	20,320
BLACKROCK EUROFUND	33,604	20,605

Name of Stock	End of Year Book Value	End of Year Fair Market Value
JENNISON UTILITY FUND	235,085	212,049
MUNDER GROWTH OPP. CL A	25,829	18,740
PRUDENTIAL WORLD FD INTL EQUIT	160,042	140,360
CORPORATE OFFICE PPTYS REIT TR	47,024	24,980
PHARMERICA CORP	14	14
SPDR GOLD TRUST ETF	12,568	30,784
WATTS WATER TECHNOLOGY	36,878	42,990
IVY FDS INC. ASSET STRATEGY	57,397	70,964
CSX CORP	65,417	59,190
CHICAGO BRIDGE AND IRON - NY	39,499	46,350
HAWAIIAN IND FUNDS	20,981	20,112
LTC PROPERTIES INC. REIT	17,131	21,114
WELLS FARGO 6881-9189 (SEE		
ATTACHMENT C)	135,495	154,899
WELLS FARGO 7135-1739 (SEE		
ATTACHMENT D)	118,373	132,047

TY 2012 Land, Etc. Schedule**Name:** ANGELO AND MARY CALI FAMILY FOUNDATION**EIN:** 22-2509843

TY 2012 Other Assets Schedule

Name: ANGELO AND MARY CALI FAMILY FOUNDATION

EIN: 22-2509843

Description	Beginning of Year - Book Value	End of Year - Book Value	End of Year - Fair Market Value
DUE FROM BROKER	79	0	0

TY 2012 Other Expenses Schedule**Name:** ANGELO AND MARY CALI FAMILY FOUNDATION**EIN:** 22-2509843

Description	Revenue and Expenses per Books	Net Investment Income	Adjusted Net Income	Disbursements for Charitable Purposes
NJ DIV OF CONSUMER AFFAIRS	30			30
INVESTMENT ADVISORY FEES	3,579	3,579		
OTHER INVESTMENT EXPENSE	123	123		
NJ DIVISION OF REVENUE	25			25
ROYALTY EXPENSE	3	3		

TY 2012 Other Income Schedule**Name:** ANGELO AND MARY CALI FAMILY FOUNDATION**EIN:** 22-2509843

Description	Revenue And Expenses Per Books	Net Investment Income	Adjusted Net Income
CROSS TIMBERS ROYALTY TRUST	3	3	
HUGOTON ROYALTY TRUST	18	18	
Settlement proceeds fr TD Banknorth	661	661	
Other Income	300	300	

TY 2012 Taxes Schedule**Name:** ANGELO AND MARY CALI FAMILY FOUNDATION**EIN:** 22-2509843

Category	Amount	Net Investment Income	Adjusted Net Income	Disbursements for Charitable Purposes
FOREIGN TAX	808	808		
FEDERAL TAXES	2,500			

**ANGELO R CALI & MARY V CALI
FAMILY FOUNDATION INC
C/O CALI FUTURES (AG MGMT)**

DECEMBER 1 - DECEMBER 31, 2012
ACCOUNT NUMBER: 7135-1739

Additional information

	THIS PERIOD	THIS YEAR
Foreign withholding	-0.95	-0.95

Portfolio detail

Cash and Sweep Balances

Bank Deposit Sweep - Consists of monies held at Wells Fargo Bank, N.A. and (if amounts exceed \$250,000) at one or more other Wells Fargo affiliated banks. These assets are not covered by SIPC, but are instead eligible for FDIC insurance of up to \$250,000 per depositor, per institution, in accordance with FDIC rules. For additional information on the Bank Deposit Sweep for your account, please contact Your Financial Advisor.

DESCRIPTION	ANNUAL PERCENTAGE YIELD EARNED*	CURRENT MARKET VALUE	ESTIMATED ANNUAL INCOME
Cash	0.00	87.80	0.00
BANK DEPOSIT SWEEP	0.03	114,967.06	34.49
Interest Period 12/01/12 - 12/31/12			
Total Cash and Sweep Balances		\$115,054.86	\$34.49

* APYE measures the total amount of the interest paid on an account based on the interest rate and the frequency of the compounding during the interest period. The annual percentage yield earned is expressed as an annualized rate, based on a 365 day year.

Stocks, options & ETFs

Stocks and ETFs

DESCRIPTION	QUANTITY	ADJ PRICE/ ORIG PRICE	ADJ COST/ ORIG COST	CURRENT PRICE	CURRENT MARKET VALUE	UNREALIZED GAIN/LOSS	ESTIMATED	
							ANNUAL INCOME	ANNUAL YIELD (%)
AMERICAN INTL GROUP INC AIG								
Acquired 10/17/12	136	36.72	4,993.92	35.3000	4,800.80	-193.12	N/A	N/A
AT & T INC T								
Acquired 10/17/12	139	35.71	4,964.45	33.7100	4,685.69	-278.76	250.20	5.33
CHEVRON CORPORATION CVX								
Acquired 10/17/12	43	115.03	4,946.29	108.1400	4,650.02	-296.27	154.80	3.32



ANGELO R CALI & MARY V CALI
FAMILY FOUNDATION INC
C/O CALI FUTURES (AG MGMT)

DECEMBER 1 - DECEMBER 31, 2012
ACCOUNT NUMBER: 7135-1739

Stocks, options & ETFs

Stocks and ETFs continued

DESCRIPTION	QUANTITY	ADJ PRICE/ ORIG PRICE	ADJ COST/ ORIG COST	CURRENT PRICE	CURRENT MARKET VALUE	UNREALIZED GAIN/LOSS	ESTIMATED	
							ANNUAL INCOME	ANNUAL YIELD (%)
CHICAGO BRIDGE AND IRON - NEW YORK SHARES CBI Acquired 10/17/12	127	39.23	4,982.46	46.3500	5,886.45	903.99	25.40	0.43
CITIGROUP INC NEW C Acquired 10/17/12	131	38.10	4,991.10	39.5600	5,182.36	191.26	5.24	0.10
COOPER TIRE & RUBBER CO CTB Acquired 10/17/12	243	20.49	4,981.07	25.3600	6,162.48	1,181.41	102.06	1.65
CVS CAREMARK CORP CVS Acquired 10/17/12	107	46.65	4,991.86	48.3500	5,173.45	181.59	96.30	1.86
DEAN FOODS CO DF Acquired 10/23/12	265	18.44	4,886.60	16.5100	4,375.15	-511.45	N/A	N/A
DELEK US HOLDINGS INC DK Acquired 10/17/12	194	25.67	4,980.76	25.3200	4,912.08	-68.68	77.60	1.57
DISNEY WALT COMPANY DIS Acquired 10/17/12	96	51.96	4,989.02	49.7900	4,779.84	-209.18	72.00	1.50
EXXON MOBIL CORP XOM Acquired 10/17/12	53	93.39	4,949.67	86.5500	4,587.15	-362.52	120.84	2.63
GENERAL ELECTRIC COMPANY GE Acquired 10/17/12	219	22.78	4,990.18	20.9900	4,596.81	-393.37	166.44	3.62
HOME DEPOT INC HD Acquired 10/17/12	80	61.97	4,957.60	61.8500	4,948.00	-9.60	92.80	1.87
JOHNSON & JOHNSON JNJ Acquired 10/17/12	71	70.31	4,992.01	70.1000	4,977.10	-14.91	173.24	3.48

**ANGELO R CALI & MARY V CALI
FAMILY FOUNDATION INC
C/O CALI FUTURES (AG MGMT)**

DECEMBER 1 - DECEMBER 31, 2012
ACCOUNT NUMBER: 7135-1739

Stocks, options & ETFs

Stocks and ETFs continued

DESCRIPTION	QUANTITY	ADJ PRICE/ ORIG PRICE	ADJ COST/ ORIG COST	CURRENT PRICE	CURRENT MARKET VALUE	UNREALIZED GAIN/LOSS	ESTIMATED	
							ANNUAL INCOME	ANNUAL YIELD (%)
JPMORGAN CHASE & CO JPM								
Acquired 10/17/12	115	43.38	4,989.79	43.9691	5,056.44	66.65	138.00	2.72
MERCK & CO INC NEW MRK								
Acquired Net Tax Lots nc	537	16.77	9,027.94	40.9400	21,984.78	12,956.84	923.64	4.20
NORTHROP GRUMMAN CORP NEW NOC								
Acquired 10/17/12	71	70.55	5,009.05	67.5800	4,798.18	-210.87	156.20	3.25
PHILLIPS 66 PSX								
Acquired 10/17/12	106	46.93	4,975.16	53.1000	5,628.60	653.44	106.00	1.88
PUBLIC SVC ENTERPRISE GROUP INC PEG								
Acquired 10/17/12	152	32.93	5,006.12	30.6000	4,651.20	-354.92	215.84	4.64
TYCO INTERNATIONAL LTD SHS TYC								
Acquired 10/17/12	179	27.83	4,982.68	29.2500	5,235.75	253.07	107.40	2.05
TYSON FOODS INC CL A TSN								
Acquired 10/23/12	297	16.38	4,864.86	19.4000	5,761.80	896.94	59.40	1.03
VERIZON COMMUNICATIONS COM VZ								
Acquired 10/17/12	112	44.55	4,990.08	43.2700	4,846.24	-143.84	230.72	4.76
WAL-MART STORES INC WMT								
Acquired 10/17/12	64	77.03	4,929.92	68.2300	4,366.72	-563.20	101.76	2.33
Total Stocks and ETFs			\$118,372.59		\$132,047.09	\$13,674.50	\$3,375.88	2.56
Total Stocks, options & ETFs			\$118,372.59		\$132,047.09	\$13,674.50	\$3,375.88	2.56

nc Cost information for this tax lot is not covered by IRS reporting requirements. Unless indicated, cost for all other lots will be reported to the IRS.

**ANGELO R CALI AND MARY V CALI
FAMILY FOUNDATION INC
C/O CALI FUTURES(LAZARD)**

DECEMBER 1 - DECEMBER 31, 2012
ACCOUNT NUMBER: 6881-9189

Additional information

	THIS PERIOD	THIS YEAR		THIS PERIOD	THIS YEAR
Gross proceeds	1,273.99	30,124.70	Foreign withholding	-8.47	-492.42

Portfolio detail

Cash and Sweep Balances

Bank Deposit Sweep - Consists of monies held at Wells Fargo Bank, N.A. and (if amounts exceed \$250,000) at one or more other Wells Fargo affiliated banks. These assets are not covered by SIPC, but are instead eligible for FDIC insurance of up to \$250,000 per depositor, per institution, in accordance with FDIC rules. For additional information on the Bank Deposit Sweep for your account, please contact Your Financial Advisor.

DESCRIPTION	% OF ACCOUNT	ANNUAL PERCENTAGE YIELD EARNED*	CURRENT MARKET VALUE	ESTIMATED ANNUAL INCOME
BANK DEPOSIT SWEEP	2.59	0.03	4,117.81	1.23
Interest Period 12/01/12 - 12/31/12				
Total Cash and Sweep Balances	2.59		\$4,117.81	\$1.23

* APYE measures the total amount of the interest paid on an account based on the interest rate and the frequency of the compounding during the interest period. The annual percentage yield earned is expressed as an annualized rate, based on a 365 day year.

Stocks, options & ETFs

Stocks and ETFs

DESCRIPTION	% OF ACCOUNT	QUANTITY	ADJ PRICE/ ORIG PRICE	ADJ COST/ ORIG COST	CURRENT PRICE	CURRENT MARKET VALUE	UNREALIZED GAIN/LOSS	ESTIMATED	
								ANNUAL INCOME	ANNUAL YIELD (%)
AKBANK TURK ANONIM SIRKETI ADR AKBTY									
Acquired 06/17/09 L nc		209	7.95	1,246.15		2,100.45	854.30		
Acquired 12/27/10 L nc		21	11.07	232.56		211.05	-21.51		
Acquired 03/03/11 L		24	8.86	212.67		241.20	28.53		
Total	1.61	254		\$1,691.38	10.0500	\$2,552.70	\$861.32	\$22.09	0.87
AMERICA MOVIL SAB DE CV ADR SERIES L AMX									
Acquired 06/17/09 L nc	2.39	164	18.36	3,011.04	23.1400	3,794.96	783.92	49.36	1.30



ANGELO R CALI AND MARY V CALI
FAMILY FOUNDATION INC
C/O CALI FUTURES(LAZARD)

DECEMBER 1 - DECEMBER 31, 2012
ACCOUNT NUMBER: 6881-9189

Stocks, options & ETFs

Stocks and ETFs continued

DESCRIPTION	% OF ACCOUNT	QUANTITY	ADJ PRICE/ ORIG PRICE	ADJ COST/ ORIG COST	CURRENT PRICE	CURRENT MARKET VALUE	UNREALIZED GAIN/LOSS	ESTIMATED	
								ANNUAL INCOME	ANNUAL YIELD (%)
BAIDU INC ADR BIDU									
Acquired 10/23/12 S	1.26	20	114.44	2,288.87	100.2900	2,005.80	-283.07	N/A	N/A
BANCO DO BRASIL SA SPONSORED ADR BDORY									
Acquired 01/04/10 L nc		111	17.83	1,979.32		1,406.37	-572.95		
Acquired 02/02/10 L nc		123	17.12	2,106.77		1,558.41	-548.36		
Acquired 03/03/11 L		28	18.25	511.00		354.76	-156.24		
Acquired 05/13/11 L		27	17.81	481.00		342.09	-138.91		
Acquired 04/23/12 S		91	12.80	1,164.80		1,152.97	-11.83		
Acquired 11/23/12 S		53	10.43	553.30		671.51	118.21		
Total	3.45	433		\$6,796.19	12.6700	\$5,486.11	-\$1,310.08	\$88.76	1.62
BANCO MACRO SA ADR BMA									
Acquired 06/17/09 L nc		65	14.75	959.22		1,179.10	219.88		
Acquired 03/29/11 L		13	39.45	512.85		235.82	-277.03		
Acquired 05/03/11 L		10	37.69	376.96		181.40	-195.56		
Acquired 08/08/11 L		16	29.30	468.86		290.24	-178.62		
Total	1.19	104		\$2,317.89	18.1400	\$1,886.56	-\$431.33	N/A	N/A
BIDVEST GROUP LTD SPONS ADR BDVSY									
Acquired 03/03/11 L		46	44.97	2,068.75		2,387.40	318.65		
Acquired 03/24/11 L		6	43.03	258.19		311.40	53.21		
Acquired 05/16/11 L		10	43.06	430.69		519.00	88.31		
Total	2.02	62		\$2,757.63	51.9000	\$3,217.80	\$460.17	\$78.49	2.44
CHINA CONSTRUCTION BANK CORP - UNSPON ADR CICHY									
Acquired 04/22/10 L nc		85	16.51	1,403.52		1,379.55	-23.97		
Acquired 05/10/10 L nc		37.50000	16.44	616.55		608.63	-7.92		
Acquired 05/28/10 L nc		37.50000	16.14	605.38		608.62	3.24		
Acquired 04/05/12 S		63	15.47	975.05		1,022.49	47.44		
Acquired 05/03/12 S		74	15.42	1,141.69		1,201.02	59.33		
Acquired 07/27/12 S		37	12.78	472.99		600.51	127.52		

**ANGELO R CALI AND MARY V CALI
FAMILY FOUNDATION INC
C/O CALI FUTURES(LAZARD)**

DECEMBER 1 - DECEMBER 31, 2012
ACCOUNT NUMBER: 6881-9189

Stocks, options & ETFs

Stocks and ETFs continued

DESCRIPTION	% OF ACCOUNT	QUANTITY	ADJ PRICE/ ORIG PRICE	ADJ COST/ ORIG COST	CURRENT PRICE	CURRENT MARKET VALUE	UNREALIZED GAIN/LOSS	ESTIMATED	
								ANNUAL INCOME	ANNUAL YIELD (%)
Acquired 08/30/12 S		49	13.25	649.58		795.27	145.69		
Total	3.91	383		\$5,864.76	16.2300	\$6,216.09	\$351.33	\$238.99	3.84
CHINA MOBILE LTD SPONS ADR CHL									
Acquired 02/06/12 S		26	50.37	1,309.64		1,526.72	217.08		
Acquired 02/15/12 S		31	52.15	1,616.66		1,820.32	203.66		
Acquired 03/09/12 S		28	54.06	1,513.92		1,644.16	130.24		
Total	3.14	85		\$4,440.22	58.7200	\$4,991.20	\$550.98	\$166.68	3.34
CIELO SA SPONSORED ADR CJOXY									
Acquired 05/26/10 L nc		18.13981	20.62	313.31		523.33	210.02		
Acquired 11/09/10 L nc		80.06848	21.82	1,463.53		2,309.98	846.45		
Acquired 11/30/10 L nc		17.15752	22.35	321.22		494.99	173.77		
Acquired 03/03/11 L		17.63419	20.15	297.64		508.75	211.11		
Acquired 11/14/12 S		53	26.73	1,416.87		1,529.05	112.18		
Total	3.37	186		\$3,812.57	28.8500	\$5,366.10	\$1,553.53	\$194.18	3.62
CLICKS GROUP LTD UNSPONSORED ADR CCKRY									
Acquired 06/09/11 L		89	25.32	2,253.57		2,771.46	517.89		
Acquired 06/29/11 L		33	24.92	822.41		1,027.62	205.21		
Total	2.39	122		\$3,075.98	31.1400	\$3,799.08	\$723.10	\$69.17	1.82
CNOOC LTD-ADR CEO									
Acquired 08/30/12 S		13	189.80	2,467.44		2,860.00	392.56		
Acquired 09/17/12 S		2	208.14	416.29		440.00	23.71		
Total	2.08	15		\$2,883.73	220.0000	\$3,300.00	\$416.27	\$74.83	2.27
COMMERCIAL INTERNATIONAL BANK CIBEY									
Acquired 07/20/09 L nc		273	4.21	1,149.72		1,638.00	488.28		
Acquired 05/10/11 L		79	4.87	384.73		474.00	89.27		
Total	1.33	352		\$1,534.45	6.0000	\$2,112.00	\$577.55	\$51.04	2.42



ANGELO R CALI AND MARY V CALI
FAMILY FOUNDATION INC
C/O CALI FUTURES(LAZARD)

DECEMBER 1 - DECEMBER 31, 2012
ACCOUNT NUMBER: 6881-9189

Stocks, options & ETFs

Stocks and ETFs continued

DESCRIPTION	% OF ACCOUNT	QUANTITY	ADJ PRICE/ ORIG PRICE	ADJ COST/ ORIG COST	CURRENT PRICE	CURRENT MARKET VALUE	UNREALIZED GAIN/LOSS	ESTIMATED	
								ANNUAL INCOME	ANNUAL YIELD (%)
COMPANHIA DE BEBIDAS DAS AMERSAMBEV SPONS ADR REPSTG PFD SHS ABV									
Acquired 12/22/10 L nc		9	29.85	268.67		377.91	109.24		
Acquired 03/03/11 L		35	27.91	977.13		1,469.65	492.52		
Acquired 04/11/11 L		25	29.45	736.25		1,049.75	313.50		
Acquired 09/24/12 S		11	38.37	422.09		461.89	39.80		
Total	2.11	80		\$2,404.14	41.9900	\$3,359.20	\$955.06	\$68.08	2.03
GAZPROM O A O SPONSORED ADR OGZPY									
Acquired 08/12/11 L		187	11.45	2,141.24		1,819.51	-321.73		
Acquired 09/06/11 L		59	11.46	676.18		574.07	-102.11		
Acquired 07/26/12 S		66	8.98	593.19		642.18	48.99		
Total	1.91	312		\$3,410.61	9.7300	\$3,035.76	-\$374.85	\$141.96	4.68
GRUPO TELEVIS A S A DE CV GLOBAL DEP RCPT REP ADR 144A PARTN CTF TV									
Acquired 06/17/09 L nc		73	17.14	1,251.83		1,940.34	688.51		
Acquired 08/25/09 L nc		44	17.72	779.80		1,169.52	389.72		
Acquired 09/15/09 L nc		9	18.19	163.73		239.22	75.49		
Total	2.11	126		\$2,195.36	26.5800	\$3,349.08	\$1,153.72	\$14.11	0.42
KB FINANCIAL GROUP INC ADR KB									
Acquired 09/08/11 L		74	39.03	2,888.22		2,656.60	-231.62		
Acquired 11/23/11 L		25	31.52	788.14		897.50	109.36		
Acquired 01/25/12 S		11	36.79	404.75		394.90	-9.85		
Total	2.48	110		\$4,081.11	35.9000	\$3,949.00	-\$132.11	\$52.36	1.33
KIMBERLY CLARK DE MEXICO S A B. DE CV ADR KCDMY									
Acquired 06/17/09 L nc	2.52	311	6.26	1,947.89	12.9000	4,011.90	2,064.01	143.99	3.58

**ANGELO R CALI AND MARY V CALI
FAMILY FOUNDATION INC
C/O CALI FUTURES(LAZARD)**

DECEMBER 1 - DECEMBER 31, 2012
ACCOUNT NUMBER: 6881-9189

Stocks, options & ETFs

Stocks and ETFs continued

DESCRIPTION	% OF ACCOUNT	QUANTITY	ADJ PRICE/ ORIG PRICE	ADJ COST/ ORIG COST	CURRENT PRICE	CURRENT MARKET VALUE	UNREALIZED GAIN/LOSS	ESTIMATED	
								ANNUAL INCOME	ANNUAL YIELD (%)
KOC HOLDING AS-UNSPON ADR KHOLY									
Acquired 12/18/09 L nc		89.48591	13.33	1,193.69		2,340.95	1,147.26		
Acquired 03/03/11 L		53.51409	18.70	1,001.54		1,399.93	398.39		
Total	2.35	143		\$2,195.23	26.1600	\$3,740.88	\$1,545.65	\$40.32	1.08
LUKOIL OIL CO SPONS ADR RUSSIA LUKOY									
Acquired 08/12/11 L		38	55.55	2,111.09		2,565.00	453.91		
Acquired 09/06/11 L		11	57.90	636.99		742.50	105.51		
Total	2.08	49		\$2,748.08	67.5000	\$3,307.50	\$559.42	\$149.64	4.52
MOBILE TELESYSTEMS - SPON ADR MBT									
Acquired 06/17/09 L nc		124	38.87	1,935.37		2,312.60	377.23		
Acquired 11/24/10 L nc		93	21.42	1,992.81		1,734.45	-258.36		
Acquired 03/03/11 L		6	19.25	115.55		111.90	-3.65		
Acquired 10/26/12 S		18	16.70	300.73		335.70	34.97		
Total	2.83	241		\$4,344.46	18.6500	\$4,494.65	\$150.19	\$178.34	3.97
NEDBANK GROUP LTD-SPONS ADR NDBKY									
Acquired 06/17/09 L nc	2.32	164	11.65	1,910.60	22.5400	3,696.56	1,785.96	120.37	3.25
NETEASE.INC ADR NTES									
Acquired 08/25/09 L nc		27	42.50	1,147.50		1,148.31	0.81		
Acquired 11/02/09 L nc		11	37.43	411.80		467.83	56.03		
Acquired 12/23/09 L nc		10	37.18	371.80		425.30	53.50		
Total	1.28	48		\$1,931.10	42.5300	\$2,041.44	\$110.34	N/A	N/A
ORASCOM CONSTRUCTION INDS SAE-SPONSORED ADR ORSCY									
Acquired 12/29/10 L nc		45	48.55	2,184.98		1,887.75	-297.23		
Acquired 03/31/11 L		23	41.95	965.07		964.85	-0.22		

ANGELO R CALI AND MARY V CALI
FAMILY FOUNDATION INC
C/O CALI FUTURES(LAZARD)DECEMBER 1 - DECEMBER 31, 2012
ACCOUNT NUMBER: 6881-9189

Stocks, options & ETFs

Stocks and ETFs continued

DESCRIPTION	% OF ACCOUNT	QUANTITY	ADJ PRICE/ ORIG PRICE	ADJ COST/ ORIG COST	CURRENT PRICE	CURRENT MARKET VALUE	UNREALIZED GAIN/LOSS	ESTIMATED	
								ANNUAL INCOME	ANNUAL YIELD (%)
Total	1.79	68		\$3,150.05	41.9500	\$2,852.60	-\$297.45	N/A	N/A
ORIFLAME COSMETICS SA- ADR OFLMY									
Acquired 06/17/09 L nc		101	23.24	2,347.24		1,602.87	-744.37		
Acquired 09/20/10 L nc		19	30.29	575.61		301.53	-274.08		
Acquired 10/25/10 L nc		8	33.62	268.98		126.96	-142.02		
Acquired 11/10/10 L nc		40	28.50	1,140.24		634.80	-505.44		
Acquired 03/03/11 L		7	29.08	203.59		111.09	-92.50		
Total	1.75	175		\$4,535.66	15.8700	\$2,777.25	-\$1,758.41	\$152.42	5.49
PERUSAHAAN PERSEROAN PERSERO PT INDONESIA TELEKOMUNIKASI SPON ADR TLK									
Acquired 06/17/09 L nc		77	29.36	2,261.36		2,845.15	583.79		
Acquired 11/18/10 L nc		43	37.22	1,600.82		1,588.85	-11.97		
Acquired 03/03/11 L		3	33.91	101.73		110.85	9.12		
Total	2.86	123		\$3,963.91	36.9500	\$4,544.85	\$580.94	\$134.93	2.97
PHILIPPINE LONG DISTANCE TELEPHONE CO SPONSORED ADR PHI									
Acquired 06/17/09 L nc		55	48.76	2,681.80		3,372.05	690.25		
Acquired 11/09/10 L nc		19	56.63	1,076.04		1,164.89	88.85		
Total	2.85	74		\$3,757.84	61.3100	\$4,536.94	\$779.10	\$159.32	3.51
PPC LTD ADR PPCYY									
Acquired 06/17/09 L nc		223	7.25	1,616.75		1,790.69	173.94		
Acquired 03/03/11 L		30	7.85	235.51		240.90	5.39		
Total	1.28	253		\$1,852.26	8.0300	\$2,031.59	\$179.33	\$65.78	3.24
PT BANK MANDIRI PERSERO TBK-UNSPONSORED ADR PPER									
Acquired 01/04/11 L		166	7.26	1,206.45		1,391.74	185.29		
Acquired 03/20/12 S		270	7.52	2,032.43		2,263.68	231.25		

ANGELO R CALI AND MARY V CALI
FAMILY FOUNDATION INC
C/O CALI FUTURES(LAZARD)

DECEMBER 1 - DECEMBER 31, 2012
ACCOUNT NUMBER: 6881-9189

Stocks, options & ETFs

Stocks and ETFs continued

DESCRIPTION	% OF ACCOUNT	QUANTITY	ADJ PRICE/ ORIG PRICE	ADJ COST/ ORIG COST	CURRENT PRICE	CURRENT MARKET VALUE	UNREALIZED GAIN/LOSS	ESTIMATED	
								ANNUAL INCOME	ANNUAL YIELD (%)
Total	2.30	436		\$3,238.88	8.3840	\$3,655.42	\$416.54	\$34.00	0.93
PT SEMEN GRESIK PERSERO TBK-UNSPONSORED ADR PSGTY									
Acquired 11/10/10 L nc		2.50000	21.38	53.47		80.25	26.78		
Acquired 12/08/10 L nc		67.50000	21.75	1,468.18		2,166.75	698.57		
Total	1.41	70		\$1,521.65	32.1000	\$2,247.00	\$725.35	\$35.63	1.59
PT UNITED TRACTORS TBK UNSPONSORED ADR PUTKY									
Acquired 07/10/09 L nc		29	20.36	590.44		1,167.83	577.39		
Acquired 08/03/12 S		23	44.04	1,012.98		926.21	-86.77		
Acquired 09/28/12 S		11	42.99	472.91		442.97	-29.94		
Total	1.60	63		\$2,076.33	40.2700	\$2,537.01	\$460.68	\$64.13	2.53
PTT EXPLORATION & PR SPONSORED ADR PEXNY									
Acquired 06/30/11 L		69	11.11	767.23		757.62	-9.61		
Acquired 09/07/11 L		95	11.23	1,067.22		1,043.10	-24.12		
Acquired 10/26/12 S		10	10.22	102.28		109.80	7.52		
Total	1.20	174		\$1,936.73	10.9800	\$1,910.52	-\$26.21	\$55.33	2.90
SANLAM LTD SPONSORED ADR SLLDY									
Acquired 06/17/09 L nc	1.94	115	10.75	1,236.25	26.8400	3,086.60	1,850.35	90.73	2.93
SBERBANK RUSSIA SPONSORED ADR SBRCY									
Acquired 08/05/11 L		154	13.70	2,109.89		1,934.24	-175.65		
Acquired 08/08/11 L		54	12.96	700.30		678.24	-22.06		
Acquired 09/06/11 L		47	11.01	517.67		590.32	72.65		
Acquired 11/16/11 L		68	10.46	711.71		854.08	142.37		
Acquired 07/26/12 S		80	10.77	862.33		1,004.80	142.47		
Acquired 08/29/12 S		34	11.89	404.37		427.04	22.67		
Total	3.45	437		\$5,306.27	12.5600	\$5,488.72	\$182.45	\$84.77	1.54



ANGELO R CALI AND MARY V CALI
FAMILY FOUNDATION INC
C/O CALI FUTURES(LAZARD)

DECEMBER 1 - DECEMBER 31, 2012
ACCOUNT NUMBER: 6881-9189

Stocks, options & ETFs

Stocks and ETFs continued

DESCRIPTION	% OF ACCOUNT	QUANTITY	ADJ PRICE/ ORIG PRICE	ADJ COST/ ORIG COST	CURRENT PRICE	CURRENT MARKET VALUE	UNREALIZED GAIN/LOSS	ESTIMATED	
								ANNUAL INCOME	ANNUAL YIELD (%)
SHINHAN FINL GRP ADR									
SHG									
Acquired 06/17/09 L nc		48	23.62	1,134.00		1,758.72	624.72		
Acquired 12/15/09 L nc		22	40.06	881.48		806.08	-75.40		
Acquired 01/27/10 L nc		16	34.29	548.75		586.24	37.49		
Acquired 05/03/11 L		10	48.62	486.26		366.40	-119.86		
Acquired 08/29/12 S		16	32.40	518.54		586.24	67.70		
Total	2.58	112		\$3,569.03	36.6400	\$4,103.68	\$534.65	\$56.56	1.38
SHOPRITE HOLDINGS LTD									
ADR									
SRHGY									
Acquired 10/05/09 L nc		58	16.45	954.21		2,833.30	1,879.09		
Acquired 03/03/11 L		14	28.40	397.61		683.90	286.29		
Total	2.21	72		\$1,351.82	48.8500	\$3,517.20	\$2,165.38	\$42.19	1.20
STANDARD BK GROUP LTD									
SPONSORED ADR									
SGBLY									
Acquired 07/17/09 L nc		128	11.91	1,524.70		1,820.80	296.10		
Acquired 08/14/09 L nc		64	11.97	766.30		910.40	144.10		
Total	1.72	192		\$2,291.00	14.2250	\$2,731.20	\$440.20	\$205.05	7.51
TAIWAN SEMICONDUCTOR									
MFG CO LTD ADR									
TSM									
Acquired 06/17/09 L nc		86.71870	9.27	804.38		1,488.09	683.71		
Acquired 08/11/09 L nc		128.28130	10.21	1,310.76		2,201.31	890.55		
Acquired 04/01/10 L nc		47	10.65	500.55		806.52	305.97		
Acquired 07/26/12 S		58	13.32	772.80		995.28	222.48		
Total	3.45	320		\$3,388.49	17.1600	\$5,491.20	\$2,102.71	\$127.36	2.32
TIGER BRANDS LTD-SPON									
ADR									
TBLMY									
Acquired 06/17/09 L nc		25	17.95	448.75		972.75	524.00		
Acquired 12/15/09 L nc		36	21.86	787.17		1,400.76	613.59		
Acquired 03/03/11 L		18	26.16	470.90		700.38	229.48		
Total	1.93	79		\$1,706.82	38.9100	\$3,073.89	\$1,367.07	\$63.35	2.06

ANGELO R CALI AND MARY V CALI
FAMILY FOUNDATION INC
C/O CALI FUTURES(LAZARD)

DECEMBER 1 - DECEMBER 31, 2012
ACCOUNT NUMBER: 6881-9189

Stocks, options & ETFs

Stocks and ETFs continued

DESCRIPTION	% OF ACCOUNT	QUANTITY	ADJ PRICE/ ORIG PRICE	ADJ COST/ ORIG COST	CURRENT PRICE	CURRENT MARKET VALUE	UNREALIZED GAIN/LOSS	ESTIMATED	
								ANNUAL INCOME	ANNUAL YIELD (%)
TURKCELL ILETISIM HIZMETLERI TKC									
Acquired 06/17/09 L nc		132	13.37	1,766.11		2,130.48	364.37		
Acquired 07/15/09 L nc		66	13.51	891.70		1,065.24	173.54		
Acquired 05/26/10 L nc		25	13.11	327.90		403.50	75.60		
Acquired 07/28/10 L nc		36	14.43	519.74		581.04	61.30		
Acquired 03/03/11 L		20	13.58	271.60		322.80	51.20		
Total	2.83	279		\$3,777.05	16.1400	\$4,503.06	\$726.01	N/A	N/A
VALE SA-SP PREF ADR FD VALE/									
Acquired 02/10/10 L nc		83	22.67	1,881.86		1,684.07	-197.79		
Acquired 02/11/10 L nc		28	23.00	644.00		568.12	-75.88		
Acquired 04/07/10 L nc		41	28.40	1,164.69		831.89	-332.80		
Acquired 05/17/10 L nc		22	22.73	500.25		446.38	-53.87		
Acquired 03/03/11 L		26	30.23	786.10		527.54	-258.56		
Acquired 04/27/12 S		23	21.91	503.93		466.67	-37.26		
Total	2.85	223		\$5,480.83	20.2900	\$4,524.67	-\$956.16	\$69.13	1.53
VODACOM GROUP LTD UNSPONSORED ADR VDCMY									
Acquired 02/02/12 S	1.49	157	13.00	2,042.02	15.0500	2,362.85	320.83	111.78	4.73
WEICHAI POWER CO LTD - UNSPON ADR WEICY									
Acquired 11/10/10 L nc		92.47456	27.71	2,140.39		1,674.71	-465.68		
Acquired 03/25/11 L		50.71186	23.74	1,005.83		918.39	-87.44		
Acquired 06/13/11 L		32.81358	21.44	587.65		594.26	6.61		
Total	2.00	176		\$3,733.87	18.1100	\$3,187.36	-\$546.51	\$16.54	0.52
WOOLWORTHS HOLDINGS LTD GDR WLWHY									
Acquired 10/26/12 S	1.99	37	74.22	2,746.22	85.4400	3,161.28	415.06	75.59	2.39
WYNN MACAU LTD UNSPONSORED ADR WYNMY									
Acquired 11/02/12 S	1.10	64	30.21	1,933.61	27.4000	1,753.60	-180.01	N/A	N/A



ANGELO R CALI AND MARY V CALI
FAMILY FOUNDATION INC
C/O CALI FUTURES(LAZARD)

DECEMBER 1 - DECEMBER 31, 2012
ACCOUNT NUMBER: 6881-9189

Stocks, options & ETFs

Stocks and ETFs continued

DESCRIPTION	% OF ACCOUNT	QUANTITY	ADJ PRICE/ ORIG PRICE	ADJ COST/ ORIG COST	CURRENT PRICE	CURRENT MARKET VALUE	UNREALIZED GAIN/LOSS	ESTIMATED	
								ANNUAL INCOME	ANNUAL YIELD (%)
YPF SOCIEDAD ANONIMA SPONS ADR YPF									
Acquired 03/17/11 L		8	46.05	368.46		116.40	-252.06		
Acquired 03/28/11 L		64	42.48	2,718.82		931.20	-1,787.62		
Acquired 05/09/11 L		4	41.90	167.61		58.20	-109.41		
Total	0.70	76		\$3,254.89	14.5500	\$1,105.80	-\$2,149.09	\$12.23	1.11
Total Stocks and ETFs	97.41			\$135,494.77		\$154,898.66	\$19,403.89	\$3,599.58	2.32
Total Stocks, options & ETFs	97.41			\$135,494.77		\$154,898.66	\$19,403.89	\$3,599.58	2.32

nc Cost information for this tax lot is not covered by IRS reporting requirements Unless indicated, cost for all other lots will be reported to the IRS.

Activity detail

DATE	ACCOUNT TYPE	TRANSACTION/ CHECK NUMBER	QUANTITY	DESCRIPTION	PRICE	AMOUNT	CASH AND SWEEP BALANCES
12/01				BEGINNING BALANCE			2,741.62
12/06	Cash	DIVIDEND		BANCO DO BRASIL SA SPONSORED ADR 120612 380		17.24	2,758.86
12/13	Cash	SALE	-10.00000	AMERICA MOVIL SAB DE CV ADR SERIES L	23.8250	238.24	
12/13	Cash	SALE	-3.00000	CHINA MOBILE LTD SPONS ADR	57.0779	171.22	
12/13	Cash	SALE	-4.00000	CLICKS GROUP LTD UNSPONSORED ADR	30.1600	120.63	
12/13	Cash	SALE	-7.00000	KIMBERLY CLARK DE MEXICO S.A.B. DE CV ADR	12.3682	86.57	
12/13	Cash	SALE	-6 00000	KOC HOLDING AS-UNSPON ADR	24.8800	149.27	
12/13	Cash	SALE	-6.00000	PERUSAHAAN PERSEROAN PERSERO PT INDONESIA TELEKOMUNIKIASI SPON ADR	37.8886	227.32	



2012 ENHANCED SUMMARY

Page 17 of 23

Account Number: 1154-8380
Command Account Number: 9071389953
ANGELO R CALI & MARY V CALI
FAMILY FOUNDATION INC

Realized Gain/Loss

This information is provided for courtesy purposes only. Each individual taxpayer should consult with a Tax Advisor as to any additional reporting requirements or adjustments. THIS INFORMATION IS NOT VERIFIED OR GUARANTEED BY FIRST CLEARING, LLC TO BE ACCURATE FOR EACH TAXPAYER'S UNIQUE REPORTING REQUIREMENTS. THEREFORE, YOU SHOULD NEVER ASSUME THIS STATEMENT IS ACCURATE IN LIEU OF COMPLETING YOUR TAX RETURN AND CONSULTING WITH YOUR TAX ADVISOR.

Federal tax reporting requirements will create differences between the information presented here and what appears on your Form 1099-B, including but not limited to the following situations:

* Cost basis for many fixed income tax lots has been amortized (for securities purchased at a premium) or accreted (for securities purchased at a discount), when possible, for applicable securities. For securities that were purchased at an Original Issue Discount (OID), only those positions whose cost basis has been adjusted will reflect the impacts of the OID accruals on the original cost basis. The original issue discount amount reported on your Form 1099-OID is not adjusted for market discount, acquisition premium or bond premium. Therefore, the amortization and accretion adjustments used on this statement may not be consistent with the Form 1099-OID amount because the reporting requirements on the Form 1099-OID are different.

* The Original Price represents the unadjusted price of the security. The Original Price can be used to calculate the original unadjusted cost of the security.

* Long-term capital gains reported by a RIC or REIT appear on Form 1099-DIV only, as noted in the instructions for that form.

* Lots closed due to transfers or journals will not be reflected in the Realized Gain/Loss Statement, or on the Form 1099-B.

REALIZED GAIN/LOSS SUMMARY	COVERED SECURITIES	NONCOVERED SECURITIES	TOTAL
Short term	\$0.00	\$0.00	\$0.00
Long term	\$0.00	-\$32,753.10	-\$32,753.10
Unknown term	Not applicable	\$0.00	\$0.00
Index options	Not applicable	\$0.00	\$0.00
Total - Realized Gain/Loss	\$0.00	-\$32,753.10	-\$32,753.10

2012 ENHANCED SUMMARY

Page 18 of 23

Account Number: 1154-8380
 Command Account Number: 9071389953
 ANGELO R CALI & MARY V CALI
 FAMILY FOUNDATION INC

Realized Gain/Loss

Realized Gain/Loss Detail

LONG TERM GAINS OR LOSSES FOR NONCOVERED SECURITIES

Description	Share Quantity	Adjusted Price/ Original Price	Open Date/ Acquisition Date	Date of Sale or Exchange	Proceeds	Adjusted Cost/ Original Cost	Gain or Loss Amount
AON CORP CHG CUSIP 037389103	1,000.00000	38.5000	02/16/06	04/02/12	49,080.00	38,753.00	10,327.00
BANK OF AMERICA CORP INTERNOTES MULTI STP UP MTN CALLBLE CPN 5.000% DUE 05/27/26 DTD 05/27/11 FC 11/27/11 CUSIP 06048WGB0	25,000.00000	100.0000	05/25/11	11/27/12	25,000.00	25,000.00	0.00
PRUDENTIAL INVT PORT 7 JENNISON VALUE FD CLASS A CUSIP 74440N102	1,630.78900	18.8300	06/25/97	10/12/12	24,995.00	30,707.76	-5,712.76
PRUDENTIAL SECTOR FDS UTILITY FD CL A CUSIP 74441P858	288.75457	18.4273	12/15/98	10/12/12	3,450.50	5,320.95	-1,870.45
	88.39099	19.2393	03/31/99	10/12/12	1,056.23	1,700.58	-644.35
	75.98000	20.2570	06/30/99	10/12/12	907.93	1,539.13	-631.20
	80.20399	19.2826	09/30/99	10/12/12	958.40	1,546.54	-588.14
	18.69000	18.4810	12/10/99	10/12/12	223.33	345.41	-122.08
	2,009.14199	18.4814	12/10/99	10/12/12	24,008.45	37,131.71	-13,123.26
	84.10299	18.4815	12/10/99	10/12/12	1,004.99	1,554.35	-549.36
	91.23000	19.2934	03/31/00	10/12/12	1,090.16	1,760.14	-669.98
	101.92899	17.3555	06/30/00	10/12/12	1,218.01	1,769.03	-551.02
	146.57000	16.8573	09/29/00	10/12/12	1,751.45	2,470.78	-719.33
	171.12099	12.8081	12/14/00	10/12/12	2,044.82	2,191.74	-146.92
	4,713.61399	12.8081	12/14/00	10/12/12	56,325.83	60,372.56	-4,046.73
	208.42299	11.8554	03/30/01	10/12/12	2,490.57	2,470.93	19.64

2012 ENHANCED SUMMARY

Page 19 of 23

Account Number: 1154-8380
 Command Account Number: 9071389953
 ANGELO R CALI & MARY V CALI
 FAMILY FOUNDATION INC

Realized Gain/Loss

LONG TERM GAINS OR LOSSES FOR NONCOVERED SECURITIES				<i>Continued</i>		Adjusted Cost/ Original Cost	Gain or Loss Amount
Description	Share Quantity	Adjusted Price/ Original Price	Open Date/ Acquisition Date	Date of Sale or Exchange	Proceeds		
	152.18500	11.0326	06/29/01	10/12/12	1,818.55	1,678.99	139.56
	93.86399	9.8200	09/20/01	10/12/12	1,121.63	921.74	199.89
	45.75699	9.3400	12/04/01	10/12/12	546.77	427.37	119.40
	122.01699	9.3400	12/04/01	10/12/12	1,458.05	1,139.64	318.41
	94.64500	9.6000	03/28/02	10/12/12	1,130.97	908.59	222.38
	116.79799	7.8100	06/25/02	10/12/12	1,395.69	912.19	483.50
	173.39899	6.2600	09/30/02	10/12/12	2,072.05	1,085.48	986.57
	160.07000	6.8300	12/06/02	10/12/12	1,912.77	1,093.28	819.49
	132.48000	6.8300	03/31/03	10/12/12	1,583.08	904.84	678.24
	111.76199	8.1400	06/30/03	10/12/12	1,335.51	909.74	425.77
	137.90099	8.0600	09/30/03	10/12/12	1,647.86	1,111.48	536.38
	138.30500	8.6200	12/05/03	10/12/12	1,652.69	1,192.19	460.50
	110.18699	9.5200	03/31/04	10/12/12	1,316.69	1,048.98	267.71
	108.14899	9.7400	06/30/04	10/12/12	1,292.33	1,053.37	238.96
	0.02500	9.7400	06/30/04	10/12/12	0.29	0.24	0.05
	103.03299	10.2700	09/30/04	10/12/12	1,231.20	1,058.15	173.05
	103.99099	11.1900	12/09/04	10/12/12	1,242.65	1,163.66	78.99
	101.43799	12.2700	03/31/05	10/12/12	1,212.14	1,244.65	-32.51
	97.57199	13.3300	06/30/05	10/12/12	1,165.94	1,300.63	-134.69
	100.13000	15.3400	09/30/05	10/12/12	1,196.51	1,536.00	-339.49
	175.84000	14.4900	12/15/05	10/12/12	2,101.22	2,547.92	-446.70
	1,525.67599	14.4900	12/15/05	10/12/12	18,231.28	22,107.05	-3,875.77
	64.02299	15.0100	03/31/06	10/12/12	765.05	960.98	-195.93
	158.84199	15.0100	03/31/06	10/12/12	1,898.10	2,384.22	-486.12
	34.32000	15.0100	03/31/06	10/12/12	410.11	515.15	-105.04

2012 ENHANCED SUMMARY

Page 20 of 23

Account Number: 1154-8380
 Command Account Number: 9071389953
 ANGELO R CALI & MARY V CALI
 FAMILY FOUNDATION INC

Realized Gain/Loss

LONG TERM GAINS OR LOSSES FOR NONCOVERED SECURITIES							
Description	Share Quantity	Adjusted Price/ Original Price	Open Date/ Acquisition Date	<i>Continued</i> Date of Sale or Exchange	Proceeds	Adjusted Cost/ Original Cost	Gain or Loss Amount
	269.55299	15.3300	06/30/06	10/12/12	3,221.07	4,132.24	-911.17
	42.18768	15.8800	09/29/06	10/12/12	504.13	669.95	-165.82
Subtotal	12,552.30100				149,995.00	174,182.57	-24,187.57
PRUDENTIAL WORLD FD							
INTL EQUITY FUND							
CLASS A							
CUSIP 743969859	8,389.26200	7.5304	06/25/97	10/12/12	49,995.00	63,174.77	-13,179.77
TOTAL LONG TERM GAINS OR LOSSES FOR NONCOVERED SECURITIES					\$299,065.00	\$331,818.10	-\$32,753.10



2012 ENHANCED SUMMARY

Page 18 of 27

Account Number: 6881-9189
ANGELO R CALI AND MARY V CALI
FAMILY FOUNDATION INC
C/O CALI FUTURES(LAZARD)

Realized Gain/Loss

This information is provided for courtesy purposes only. Each individual taxpayer should consult with a Tax Advisor as to any additional reporting requirements or adjustments. THIS INFORMATION IS NOT VERIFIED OR GUARANTEED BY FIRST CLEARING, LLC TO BE ACCURATE FOR EACH TAXPAYER'S UNIQUE REPORTING REQUIREMENTS. THEREFORE, YOU SHOULD NEVER ASSUME THIS STATEMENT IS ACCURATE IN LIEU OF COMPLETING YOUR TAX RETURN AND CONSULTING WITH YOUR TAX ADVISOR.

Federal tax reporting requirements will create differences between the information presented here and what appears on your Form 1099-B, including but not limited to the following situations:

* Cost basis for many fixed income tax lots has been amortized (for securities purchased at a premium) or accreted (for securities purchased at a discount), when possible, for applicable securities. For securities that were purchased at an Original Issue Discount (OID), only those positions whose cost basis has been adjusted will reflect the impacts of the OID accruals on the original cost basis. The original issue discount amount reported on your Form 1099-OID is not adjusted for market discount, acquisition premium or bond premium. Therefore, the amortization and accretion adjustments used on this statement may not be consistent with the Form 1099-OID amount because the reporting requirements on the Form 1099-OID are different.

* The Original Price represents the unadjusted price of the security. The Original Price can be used to calculate the original unadjusted cost of the security.

* Long-term capital gains reported by a RIC or REIT appear on Form 1099-DIV only, as noted in the instructions for that form.

* Lots closed due to transfers or journals will not be reflected in the Realized Gain/Loss Statement, or on the Form 1099-B.

REALIZED GAIN/LOSS SUMMARY	COVERED SECURITIES	NONCOVERED SECURITIES	TOTAL
Short term	\$75.26	\$5.36	\$80.62
Long term	-\$868.57	\$3,345.31	\$2,476.74
Unknown term	Not applicable	\$0.00	\$0.00
Index options	Not applicable	\$0.00	\$0.00
Total - Realized Gain/Loss	-\$793.31	\$3,350.67	\$2,557.36

Realized Gain/Loss Detail

SHORT TERM GAINS OR LOSSES FOR COVERED SECURITIES

Description	Share Quantity	Adjusted Price/ Original Price	Open Date/ Acquisition Date	Date of Sale or Exchange	Proceeds	Adjusted Cost/ Original Cost	Gain or Loss Amount
CHINA MOBILE LTD SPONS ADR CUSIP 16941M109	3.00000	50.3712	02/06/12	12/13/12	171.22	151.12	20.10
CIELO SA SPONSORED ADR CUSIP 171778202	0.80000	0.0000	05/03/12	05/03/12	23.76	0.01	23.75

2012 ENHANCED SUMMARY

Page 19 of 27

Account Number: 6881-9189
ANGELO R CALI AND MARY V CALI
FAMILY FOUNDATION INC
C/O CALI FUTURES(LAZARD)

Realized Gain/Loss

SHORT TERM GAINS OR LOSSES FOR COVERED SECURITIES							
Description	Share Quantity	Adjusted Price/ Original Price	Open Date/ Acquisition Date	Continued Date of Sale or Exchange	Proceeds	Adjusted Cost/ Original Cost	Gain or Loss Amount
COMPANHIA ENERGETICA DE MINAS GERAIS-CEMIG SPONS ADR CUSIP 204409601	0.50000	0.0000	05/14/12	05/14/12	8.88	0.01	8.87
KOC HOLDING AS-UNSPON ADR CUSIP 49989A109	0.10000	0.0000	06/19/12	06/19/12	1.78	0.01	1.77
WOOLWORTHS HOLDINGS LTD GDR CUSIP 98088R505	13.00000	74.2223	10/26/12	11/20/12	985.67	964.90	20.77
TOTAL SHORT TERM GAINS OR LOSSES FOR COVERED SECURITIES					\$1,191.31	\$1,116.05	\$75.26
SHORT TERM GAINS OR LOSSES FOR NONCOVERED SECURITIES							
Description	Share Quantity	Adjusted Price/ Original Price	Open Date/ Acquisition Date	Date of Sale or Exchange	Proceeds	Adjusted Cost/ Original Cost	Gain or Loss Amount
COMPANHIA DE BEBIDAS RTS DAS AMERSAMBEV SPONS ADR REPSTG PFD SHS	69.00000	0.0000	06/26/12	06/27/12	1.07	0.01	1.06
WEICHAI POWER CO LTD - UNSPON ADR CUSIP 948597109	0.40000	0.0000	09/04/12	09/04/12	4.30	0.00	4.30
TOTAL SHORT TERM GAINS OR LOSSES FOR NONCOVERED SECURITIES					\$5.37	\$0.01	\$5.36



2012 ENHANCED SUMMARY

Page 20 of 27

Account Number: 6881-9189
ANGELO R CALI AND MARY V CALI
FAMILY FOUNDATION INC
C/O CALI FUTURES(LAZARD)

Realized Gain/Loss

LONG TERM GAINS OR LOSSES FOR COVERED SECURITIES							
Description	Share Quantity	Adjusted Price/ Original Price	Open Date/ Acquisition Date	Date of Sale or Exchange	Proceeds	Adjusted Cost/ Original Cost	Gain or Loss Amount
BIDVEST GROUP LTD SPONS ADR CUSIP 088836309	21.00000	44.9730	03/03/11	11/02/12	989.35	944.44	44.91
CLICKS GROUP LTD UNSPONSORED ADR CUSIP 18682W106	4.00000	25.3211	06/09/11	12/13/12	120.63	101.29	19.34
COMPANHIA SIDERURGICA NACIONAL SPON ADR RPSTG ORD SHS CUSIP 20440W105	10.00000	14.0900	05/11/11	11/29/12	51.53	140.90	-89.37
	41.00000	12.6000	06/14/11	11/29/12	211.32	516.60	-305.28
Subtotal	51.00000				262.85	657.50	-394.65
DESARROLLADORA HOMEX SA DE CV CUSIP 25030W100	3.00000	26.9630	03/03/11	04/12/12	49.99	80.89	-30.90
MASSMART HOLDINGS LTD CUSIP 576290209	32.00000	0.0000	07/26/11	10/10/12	1,238.43	NOT PROVIDED	N/A
PT PERUSAHAAN GAS NEGARA UNSPONSORED ADR-RPSTG 50 CLASS B SHARES CUSIP 69367P106	35.00000	22.1544	04/06/11	09/06/12	678.78	775.40	-96.62
	32.00000	24.4693	05/11/11	09/06/12	620.60	783.02	-162.42
	29.00000	23.7905	06/01/11	09/06/12	562.41	689.92	-127.51
	32.00000	23.1666	06/13/11	09/06/12	620.61	741.33	-120.72
Subtotal	128.00000				2,482.40	2,989.67	-507.27
TOTAL LONG TERM GAINS OR LOSSES FOR COVERED SECURITIES					\$5,143.65	\$4,773.79	-\$868.57

For some tax lots complete data is not available. Therefore, you may see N/A in the Proceeds or Gain/Loss column, or Not Provided in the Cost column. In these situations, you should determine the actual cost or proceeds and calculate the Gain/Loss. Please note that the totals and subtotals will include any available cost or proceeds, even if the Gain/Loss is marked N/A.

2012 ENHANCED SUMMARY

Page 21 of 27

Account Number: 6881-9189
ANGELO R CALI AND MARY V CALI
FAMILY FOUNDATION INC
C/O CALI FUTURES(LAZARD)

Realized Gain/Loss

LONG TERM GAINS OR LOSSES FOR NONCOVERED SECURITIES

Description	Share Quantity	Adjusted Price/ Original Price	Open Date/ Acquisition Date	Date of Sale or Exchange	Proceeds	Adjusted Cost/ Original Cost	Gain or Loss Amount
AMERICA MOVIL SAB DE CV ADR SERIES L CUSIP 02364W105	10.00000	18.3600	06/17/09	12/13/12	238.24	183.60	54.64
CIELO SA SPONSORED ADR CUSIP 171778202	13.30747	25.4725	05/17/10	02/23/12	456.58	339.13	117.45
	28.69253	20.6273	05/26/10	02/23/12	984.46	592.13	392.33
	51.00000	20.6273	05/26/10	09/17/12	1,444.89	880.88	564.01
Subtotal	93.00000				2,885.93	1,812.14	1,073.79
COMMERCIAL INTERNATIONAL BANK CUSIP 201712304	7.00000	4.5000	06/17/09	08/28/12	33.36	31.50	1.86
	293.00000	4.2114	07/20/09	08/28/12	1,396.76	1,233.96	162.80
Subtotal	300.00000				1,430.12	1,265.46	164.66
COMPANHIA DE BEBIDAS DAS AMERSAMBEV SPONS ADR REPSTG PFD SHS CUSIP 20441W203	34.00000	29.8533	12/22/10	04/30/12	1,437.28	1,015.02	422.26
COMPANHIA ENERGETICA DE MINAS GERAIS-CEMIG SPONS ADR CUSIP 204409601	68.00000	12.6357	06/17/09	03/07/12	1,514.61	859.23	655.38
	62.00000	12.6357	06/17/09	04/05/12	1,530.68	783.42	747.26
	35.97151	10.1371	06/17/09	06/06/12	628.76	364.64	264.12
	5.02849	12.3098	04/01/10	06/06/12	87.90	61.90	26.00
	79.90845	12.3098	04/01/10	10/19/12	971.64	983.66	-12.02
	56.09155	13.9334	11/19/10	10/19/12	682.05	781.55	-99.50
Subtotal	307.00000				5,415.64	3,834.40	1,581.24



2012 ENHANCED SUMMARY

Page 22 of 27

Account Number: 6881-9189
 ANGELO R CALI AND MARY V CALI
 FAMILY FOUNDATION INC
 C/O CALI FUTURES(LAZARD)

Realized Gain/Loss

LONG TERM GAINS OR LOSSES FOR NONCOVERED SECURITIES							
Description	Share Quantity	Adjusted Price/ Original Price	Open Date/ Acquisition Date	Continued Date of Sale or Exchange	Proceeds	Adjusted Cost/ Original Cost	Gain or Loss Amount
COMPANHIA SIDERURGICA NACIONAL SPON ADR RPSTG ORD SHS CUSIP 20440W105	170.00000	14.8493	02/04/10	11/29/12	876.13	2,524.39	-1,648.26
	69.00000	16.2381	12/16/10	11/29/12	355.61	1,120.43	-764.82
Subtotal	239.00000				1,231.74	3,644.82	-2,413.08
DESARROLLADORA HOMEX SA DE CV CUSIP 25030W100	14.00000	25.9910	06/17/09	04/12/12	233.25	363.87	-130.62
	13.00000	33.3624	11/06/09	04/12/12	216.59	433.71	-217.12
	44.00000	33.1129	11/23/09	04/12/12	733.08	1,456.97	-723.89
Subtotal	71.00000				1,182.92	2,254.55	-1,071.63
INFOSYS LTD SP ADR CUSIP 456788108	47.00000	35.3800	06/17/09	10/26/12	2,010.24	1,662.86	347.38
KIMBERLY CLARK DE MEXICO S.A.B DE CV ADR CUSIP 494386204	7.00000	6.2633	06/17/09	12/13/12	86.57	43.85	42.72
KOC HOLDING AS-UNSPON ADR CUSIP 49989A109	6.00000	13.3305	12/18/09	12/13/12	149.27	80.04	69.23
KUMBA IRON ORE LTD ADR CUSIP 50125N104	5.00000	22.4000	06/17/09	01/04/12	318.99	112.00	206.99
	11.00000	22.4000	06/17/09	01/18/12	720.84	246.40	474.44
Subtotal	16.00000				1,039.83	358.40	681.43
ORASCOM CONSTRUCTION INDS SAE-SPONSORED ADR CUSIP 68554N403	12.00000	48.5556	12/29/10	05/23/12	530.98	582.67	-51.69
	2.00000	48.5556	12/29/10	12/13/12	78.54	97.12	-18.58

2012 ENHANCED SUMMARY

Page 23 of 27

Account Number: 6881-9189
ANGELO R CALI AND MARY V CALI
FAMILY FOUNDATION INC
C/O CALI FUTURES(LAZARD)

Realized Gain/Loss

LONG TERM GAINS OR LOSSES FOR NONCOVERED SECURITIES							
Description	Share Quantity	Adjusted Price/ Original Price	Open Date/ Acquisition Date	Continued Date of Sale or Exchange	Proceeds	Adjusted Cost/ Original Cost	Gain or Loss Amount
Subtotal	14.00000				609.52	679.79	-70.27
PERUSAHAAN PERSEROAN PERSERO PT INDONESIA TELEKOMUNIKASI SPON ADR CUSIP 715684106	6.00000	29.3686	06/17/09	12/13/12	227.32	176.22	51.10
PHILIPPINE LONG DISTANCE TELEPHONE CO SPONSORED ADR CUSIP 718252604	11.00000	48.7600	06/17/09	03/14/12	708.73	536.36	172.37
PT SEMEN GRESIK PERSERO TBK-UNSPONSORED ADR CUSIP 69367J100	24.00000	44.5123	04/05/10	02/02/12	1,513.36	1,068.29	445.07
	3.00000	53.4719	11/10/10	02/02/12	189.18	160.42	28.76
Subtotal	27.00000				1,702.54	1,228.71	473.83
PT UNITED TRACTORS TBK UNSPONSORED ADR CUSIP 69367T108	9.00000	20.3603	07/10/09	02/07/12	558.69	183.25	375.44
SHOPRITE HOLDINGS LTD ADR CUSIP 82510E100	24.00000	16.4521	10/05/09	04/30/12	825.06	394.85	430.21
	15.00000	16.4521	10/05/09	10/26/12	609.76	246.78	362.98
Subtotal	39.00000				1,434.82	641.63	793.19
TIGER BRANDS LTD-SPON ADR CUSIP 88673M201	37.00000	17.9500	06/17/09	02/02/12	1,232.90	664.15	568.75
TURKCELL ILETISIM HIZMETLERI CUSIP 900111204	13.00000	13.3797	06/17/09	12/13/12	202.20	173.94	28.26
TOTAL LONG TERM GAINS OR LOSSES FOR NONCOVERED SECURITIES					\$23,784.50	\$20,439.19	\$3,345.31