



See a Social Security Number? Say Something!  
Report Privacy Problems to <https://public.resource.org/privacy>  
Or call the IRS Identity Theft Hotline at 1-800-908-4490



Return of Private Foundation  
or Section 4947(a)(1) Nonexempt Charitable Trust  
Treated as a Private Foundation

Note. The foundation may be able to use a copy of this return to satisfy state reporting requirements.

OMB No. 1545-0052

2012

Open to public inspection

For calendar year 2012 or tax year beginning

, and ending

Name of foundation <b>Rabaut Family Foundation</b>		A Employer identification number <b>20-3834761</b>
Number and street (or P.O. box number if mail is not delivered to street address) <b>10604 Dogwood Farm Lane</b>		B Telephone number <b>703-757-0194</b>
City or town, state, and ZIP code <b>Great Falls, VA 22066</b>		C If exemption application is pending, check here <input type="checkbox"/>
G Check all that apply: <input type="checkbox"/> Initial return <input type="checkbox"/> Final return <input type="checkbox"/> Address change <input type="checkbox"/> Initial return of a former public charity <input type="checkbox"/> Amended return <input type="checkbox"/> Name change		D 1. Foreign organizations, check here <input type="checkbox"/> 2. Foreign organizations meeting the 85% test, check here and attach computation <input type="checkbox"/>
H Check type of organization: <input checked="" type="checkbox"/> Section 501(c)(3) exempt private foundation <input type="checkbox"/> Section 4947(a)(1) nonexempt charitable trust <input type="checkbox"/> Other taxable private foundation		E If private foundation status was terminated under section 507(b)(1)(A), check here <input type="checkbox"/>
I Fair market value of all assets at end of year (from Part II, col. (c), line 16) <b>\$ 4,319,117.</b> (Part I, column (d) must be on cash basis.)		F If the foundation is in a 60-month termination under section 507(b)(1)(B), check here <input type="checkbox"/>
J Accounting method: <input checked="" type="checkbox"/> Cash <input type="checkbox"/> Accrual <input type="checkbox"/> Other (specify) _____		

Part I Analysis of Revenue and Expenses (The total of amounts in columns (b), (c), and (d) may not necessarily equal the amounts in column (a))		(a) Revenue and expenses per books	(b) Net investment income	(c) Adjusted net income	(d) Disbursements for charitable purposes (cash basis only)
1 Contributions, gifts, grants, etc., received				N/A	
2 Check <input checked="" type="checkbox"/> If the foundation is not required to attach Sch B					
3 Interest on savings and temporary cash investments					
4 Dividends and interest from securities		127,134.	127,134.		Statement 1
5a Gross rents					
b Net rental income or (loss)					
6a Net gain or (loss) from sale of assets not on line 10		30,643.			
b Gross sales price for all assets on line 6a		262,447.			
7 Capital gain net income (from Part IV, line 2)			30,643.		
8 Net short-term capital gain					
9 Income modifications					
10a Gross sales less returns and allowances					
b Less: Cost of goods sold					
c Gross profit or (loss)					
11 Other income					
12 Total. Add lines 1 through 11		157,777.	157,777.		
13 Compensation of officers, directors, trustees, etc.		0.	0.		0.
14 Other employee salaries and wages					
15 Pension plans, employee benefits					
16a Legal fees Stmt 2		4,682.	0.		4,682.
b Accounting fees					
c Other professional fees Stmt 3		12,678.	12,678.		0.
17 Interest					
18 Taxes		5,414.	4,014.		0.
19 Depreciation and depletion					
20 Occupancy					
21 Travel, conferences, and meetings					
22 Printing and publications					
23 Other expenses					
24 Total operating and administrative expenses. Add lines 13 through 23		22,774.	16,692.		4,682.
25 Contributions, gifts, grants paid		127,810.			127,810.
26 Total expenses and disbursements. Add lines 24 and 25		150,584.	16,692.		132,492.
27 Subtract line 26 from line 12:					
a Excess of revenue over expenses and disbursements		7,193.			
b Net investment income (if negative, enter -0-)			141,085.		
c Adjusted net income (if negative, enter -0-)				N/A	

223501  
12-05-12

LHA For Paperwork Reduction Act Notice, see instructions.

Form 990-PF (2012)

**Part II Balance Sheets**

Attached schedules and amounts in the description column should be for end-of-year amounts only.

		Beginning of year	End of year	
		(a) Book Value	(b) Book Value	(c) Fair Market Value
<b>Assets</b>	1 Cash - non-interest-bearing			
	2 Savings and temporary cash investments	86,666.	85,236.	85,236.
	3 Accounts receivable			
	Less: allowance for doubtful accounts			
	4 Pledges receivable			
	Less: allowance for doubtful accounts			
	5 Grants receivable			
	6 Receivables due from officers, directors, trustees, and other disqualified persons			
	7 Other notes and loans receivable			
	Less: allowance for doubtful accounts			
	8 Inventories for sale or use			
	9 Prepaid expenses and deferred charges			
	10a Investments - U.S. and state government obligations			
	b Investments - corporate stock Stmt 5	1,185,340.	1,191,474.	1,031,195.
	c Investments - corporate bonds			
11 Investments - land, buildings, and equipment: basis				
Less: accumulated depreciation				
12 Investments - mortgage loans				
13 Investments - other Stmt 6	2,390,890.	2,393,384.	3,202,686.	
14 Land, buildings, and equipment: basis				
Less: accumulated depreciation				
15 Other assets (describe)				
16 Total assets (to be completed by all filers)	3,662,896.	3,670,094.	4,319,117.	
<b>Liabilities</b>	17 Accounts payable and accrued expenses			
	18 Grants payable			
	19 Deferred revenue			
	20 Loans from officers, directors, trustees, and other disqualified persons			
	21 Mortgages and other notes payable			
	22 Other liabilities (describe)			
23 Total liabilities (add lines 17 through 22)	0.	0.		
<b>Net Assets or Fund Balances</b>	Foundations that follow SFAS 117, check here <input type="checkbox"/>			
	and complete lines 24 through 26 and lines 30 and 31.			
	24 Unrestricted			
	25 Temporarily restricted			
	26 Permanently restricted			
	Foundations that do not follow SFAS 117, check here <input checked="" type="checkbox"/>			
	and complete lines 27 through 31.			
	27 Capital stock, trust principal, or current funds	0.	0.	
28 Paid-in or capital surplus, or land, bldg., and equipment fund	0.	0.		
29 Retained earnings, accumulated income, endowment, or other funds	3,662,896.	3,670,094.		
30 Total net assets or fund balances	3,662,896.	3,670,094.		
31 Total liabilities and net assets/fund balances	3,662,896.	3,670,094.		

**Part III Analysis of Changes in Net Assets or Fund Balances**

1 Total net assets or fund balances at beginning of year - Part II, column (a), line 30 (must agree with end-of-year figure reported on prior year's return)	1	3,662,896.
2 Enter amount from Part I, line 27a	2	7,193.
3 Other increases not included in line 2 (itemize) Rounding	3	5.
4 Add lines 1, 2, and 3	4	3,670,094.
5 Decreases not included in line 2 (itemize)	5	0.
6 Total net assets or fund balances at end of year (line 4 minus line 5) - Part II, column (b), line 30	6	3,670,094.

**Part IV Capital Gains and Losses for Tax on Investment Income**

(a) List and describe the kind(s) of property sold (e.g., real estate, 2-story brick warehouse; or common stock, 200 shs. MLC Co.)	(b) How acquired P - Purchase D - Donation	(c) Date acquired (mo., day, yr.)	(d) Date sold (mo., day, yr.)
<b>1a Long term gains see attached</b>	P	Various	Various
<b>b 20 shares Pepsico</b>	P	10/20/11	08/17/12
<b>c Capital Gains Dividends</b>			
<b>d</b>			
<b>e</b>			

(e) Gross sales price	(f) Depreciation allowed (or allowable)	(g) Cost or other basis plus expense of sale	(h) Gain or (loss) (e) plus (f) minus (g)
<b>a 258,575.</b>		<b>230,564.</b>	<b>28,011.</b>
<b>b 1,465.</b>		<b>1,240.</b>	<b>225.</b>
<b>c 2,407.</b>			<b>2,407.</b>
<b>d</b>			
<b>e</b>			

Complete only for assets showing gain in column (h) and owned by the foundation on 12/31/69			(i) Gains (Col. (h) gain minus col. (k), but not less than -0-) or Losses (from col. (h))
(i) F.M.V. as of 12/31/69	(j) Adjusted basis as of 12/31/69	(k) Excess of col. (i) over col. (j), if any	
<b>a</b>			<b>28,011.</b>
<b>b</b>			<b>225.</b>
<b>c</b>			<b>2,407.</b>
<b>d</b>			
<b>e</b>			

<b>2 Capital gain net income or (net capital loss)</b>	{ If gain, also enter in Part I, line 7 If (loss), enter -0- in Part I, line 7	<b>2</b>	<b>30,643.</b>
<b>3 Net short-term capital gain or (loss) as defined in sections 1222(5) and (6):</b>	{ If gain, also enter in Part I, line 8, column (c). If (loss), enter -0- in Part I, line 8	<b>3</b>	<b>N/A</b>

**Part V Qualification Under Section 4940(e) for Reduced Tax on Net Investment Income**

(For optional use by domestic private foundations subject to the section 4940(a) tax on net investment income.)

If section 4940(d)(2) applies, leave this part blank.

Was the foundation liable for the section 4942 tax on the distributable amount of any year in the base period? ☐ Yes ☒ No

If "Yes," the foundation does not qualify under section 4940(e). Do not complete this part.

**1** Enter the appropriate amount in each column for each year; see the instructions before making any entries.

(a) Base period years Calendar year (or tax year beginning in)	(b) Adjusted qualifying distributions	(c) Net value of noncharitable-use assets	(d) Distribution ratio (col. (b) divided by col. (c))
2011	127,100.	4,237,293.	.029996
2010	116,245.	3,459,371.	.033603
2009	116,311.	2,944,937.	.039495
2008	125,860.	3,484,741.	.036117
2007	381,654.	4,235,291.	.090113

<b>2 Total of line 1, column (d)</b>	<b>2</b>	<b>.229324</b>
<b>3 Average distribution ratio for the 5-year base period - divide the total on line 2 by 5, or by the number of years the foundation has been in existence if less than 5 years</b>	<b>3</b>	<b>.045865</b>
<b>4 Enter the net value of noncharitable-use assets for 2012 from Part X, line 5</b>	<b>4</b>	<b>4,302,474.</b>
<b>5 Multiply line 4 by line 3</b>	<b>5</b>	<b>197,333.</b>
<b>6 Enter 1% of net investment income (1% of Part I, line 27b)</b>	<b>6</b>	<b>1,411.</b>
<b>7 Add lines 5 and 6</b>	<b>7</b>	<b>198,744.</b>
<b>8 Enter qualifying distributions from Part XII, line 4</b>	<b>8</b>	<b>132,492.</b>

If line 8 is equal to or greater than line 7, check the box in Part VI, line 1b, and complete that part using a 1% tax rate.  
See the Part VI instructions.

**Part VI Excise Tax Based on Investment Income (Section 4940(a), 4940(b), 4940(e), or 4948 - see instructions)**

1a Exempt operating foundations described in section 4940(d)(2), check here <input type="checkbox"/> and enter "N/A" on line 1. Date of ruling or determination letter: _____ (attach copy of letter if necessary-see instructions)		
b Domestic foundations that meet the section 4940(e) requirements in Part V, check here <input type="checkbox"/> and enter 1% of Part I, line 27b		1 2,822.
c All other domestic foundations enter 2% of line 27b. Exempt foreign organizations enter 4% of Part I, line 12, col. (b).		
2 Tax under section 511 (domestic section 4947(a)(1) trusts and taxable foundations only. Others enter -0-)		2 0.
3 Add lines 1 and 2		3 2,822.
4 Subtitle A (income) tax (domestic section 4947(a)(1) trusts and taxable foundations only. Others enter -0-)		4 0.
5 Tax based on investment income. Subtract line 4 from line 3. If zero or less, enter -0-		5 2,822.
6 Credits/Payments:		
a 2012 estimated tax payments and 2011 overpayment credited to 2012	6a 2,073.	
b Exempt foreign organizations - tax withheld at source	6b	
c Tax paid with application for extension of time to file (Form 8868)	6c	
d Backup withholding erroneously withheld	6d	
7 Total credits and payments. Add lines 6a through 6d	7 2,073.	
8 Enter any penalty for underpayment of estimated tax. Check here <input checked="" type="checkbox"/> if Form 2220 is attached	8	
9 Tax due. If the total of lines 5 and 8 is more than line 7, enter amount owed	9 749.	
10 Overpayment. If line 7 is more than the total of lines 5 and 8, enter the amount overpaid	10	
11 Enter the amount of line 10 to be: Credited to 2013 estimated tax <input type="checkbox"/> Refunded <input type="checkbox"/>	11	

**Part VII-A Statements Regarding Activities**

	Yes	No
1a During the tax year, did the foundation attempt to influence any national, state, or local legislation or did it participate or intervene in any political campaign?		X
b Did it spend more than \$100 during the year (either directly or indirectly) for political purposes (see instructions for definition)? If the answer is "Yes" to 1a or 1b, attach a detailed description of the activities and copies of any materials published or distributed by the foundation in connection with the activities.		X
c Did the foundation file Form 1120-POL for this year?		X
d Enter the amount (if any) of tax on political expenditures (section 4955) imposed during the year: (1) On the foundation. \$ 0. (2) On foundation managers. \$ 0.		
e Enter the reimbursement (if any) paid by the foundation during the year for political expenditure tax imposed on foundation managers. \$ 0.		
2 Has the foundation engaged in any activities that have not previously been reported to the IRS? If "Yes," attach a detailed description of the activities.		X
3 Has the foundation made any changes, not previously reported to the IRS, in its governing instrument, articles of incorporation, or bylaws, or other similar instruments? If "Yes," attach a conformed copy of the changes		X
4a Did the foundation have unrelated business gross income of \$1,000 or more during the year?		X
b If "Yes," has it filed a tax return on Form 990-T for this year?		N/A
5 Was there a liquidation, termination, dissolution, or substantial contraction during the year? If "Yes," attach the statement required by General Instruction T.		X
6 Are the requirements of section 508(e) (relating to sections 4941 through 4945) satisfied either: • By language in the governing instrument, or • By state legislation that effectively amends the governing instrument so that no mandatory directions that conflict with the state law remain in the governing instrument?		X
7 Did the foundation have at least \$5,000 in assets at any time during the year? If "Yes," complete Part II, col. (c), and Part XV.	X	
8a Enter the states to which the foundation reports or with which it is registered (see instructions) <u>MI</u>		
b If the answer is "Yes" to line 7, has the foundation furnished a copy of Form 990-PF to the Attorney General (or designate) of each state as required by General Instruction G? If "No," attach explanation	X	
9 Is the foundation claiming status as a private operating foundation within the meaning of section 4942(j)(3) or 4942(j)(5) for calendar year 2012 or the taxable year beginning in 2012 (see instructions for Part XIV)? If "Yes," complete Part XIV		X
10 Did any persons become substantial contributors during the tax year? If "Yes," attach a schedule listing their names and addresses	X	

Form 990-PF (2012)

**Part VII-A Statements Regarding Activities** (continued)

11	At any time during the year, did the foundation, directly or indirectly, own a controlled entity within the meaning of section 512(b)(13)? If "Yes," attach schedule (see instructions)	11		X
12	Did the foundation make a distribution to a donor advised fund over which the foundation or a disqualified person had advisory privileges? If "Yes," attach statement (see instructions)	12		X
13	Did the foundation comply with the public inspection requirements for its annual returns and exemption application?	13	X	
Website address <b>N/A</b>				
14	The books are in care of <b>Jeffrey B. Power</b> Telephone no. <b>616-752-2156</b>			
	Located at <b>111 Lyon St. N.W. Suite 900, Grand Rapids, MI</b> ZIP+4 <b>49503-2487</b>			
15	Section 4947(a)(1) nonexempt charitable trusts filing Form 990-PF in lieu of Form 1041 - Check here <input type="checkbox"/> and enter the amount of tax-exempt interest received or accrued during the year <b>15</b> <b>N/A</b>			
16	At any time during calendar year 2012, did the foundation have an interest in or a signature or other authority over a bank, securities, or other financial account in a foreign country? See the instructions for exceptions and filing requirements for Form TD F 90-22.1. If "Yes," enter the name of the foreign country <b>N/A</b>	16	Yes	No
				X

**Part VII-B Statements Regarding Activities for Which Form 4720 May Be Required**

File Form 4720 if any item is checked in the "Yes" column, unless an exception applies.

	Yes	No
1a During the year did the foundation (either directly or indirectly):		
(1) Engage in the sale or exchange, or leasing of property with a disqualified person? <input type="checkbox"/> Yes <input checked="" type="checkbox"/> No		
(2) Borrow money from, lend money to, or otherwise extend credit to (or accept it from) a disqualified person? <input type="checkbox"/> Yes <input checked="" type="checkbox"/> No		
(3) Furnish goods, services, or facilities to (or accept them from) a disqualified person? <input type="checkbox"/> Yes <input checked="" type="checkbox"/> No		
(4) Pay compensation to, or pay or reimburse the expenses of, a disqualified person? <input type="checkbox"/> Yes <input checked="" type="checkbox"/> No		
(5) Transfer any income or assets to a disqualified person (or make any of either available for the benefit or use of a disqualified person)? <input type="checkbox"/> Yes <input checked="" type="checkbox"/> No		
(6) Agree to pay money or property to a government official? (Exception. Check "No" if the foundation agreed to make a grant to or to employ the official for a period after termination of government service, if terminating within 90 days.) <input type="checkbox"/> Yes <input checked="" type="checkbox"/> No		
b If any answer is "Yes" to 1a(1)-(6), did any of the acts fail to qualify under the exceptions described in Regulations section 53.4941(d)-3 or in a current notice regarding disaster assistance (see instructions)? <b>N/A</b>	1b	
Organizations relying on a current notice regarding disaster assistance check here <input type="checkbox"/>		
c Did the foundation engage in a prior year in any of the acts described in 1a, other than excepted acts, that were not corrected before the first day of the tax year beginning in 2012?	1c	X
2 Taxes on failure to distribute income (section 4942) (does not apply for years the foundation was a private operating foundation defined in section 4942(j)(3) or 4942(j)(5)):		
a At the end of tax year 2012, did the foundation have any undistributed income (lines 6d and 6e, Part XIII) for tax year(s) beginning before 2012? <input type="checkbox"/> Yes <input checked="" type="checkbox"/> No		
If "Yes," list the years <b>N/A</b>		
b Are there any years listed in 2a for which the foundation is not applying the provisions of section 4942(a)(2) (relating to incorrect valuation of assets) to the year's undistributed income? (If applying section 4942(a)(2) to all years listed, answer "No" and attach statement - see instructions.) <b>N/A</b>	2b	
c If the provisions of section 4942(a)(2) are being applied to any of the years listed in 2a, list the years here.		
3a Did the foundation hold more than a 2% direct or indirect interest in any business enterprise at any time during the year? <input type="checkbox"/> Yes <input checked="" type="checkbox"/> No		
b If "Yes," did it have excess business holdings in 2012 as a result of (1) any purchase by the foundation or disqualified persons after May 26, 1969; (2) the lapse of the 5-year period (or longer period approved by the Commissioner under section 4943(c)(7)) to dispose of holdings acquired by gift or bequest; or (3) the lapse of the 10-, 15-, or 20-year first phase holding period? (Use Schedule C, Form 4720, to determine if the foundation had excess business holdings in 2012.) <b>N/A</b>	3b	
4a Did the foundation invest during the year any amount in a manner that would jeopardize its charitable purposes?	4a	X
b Did the foundation make any investment in a prior year (but after December 31, 1969) that could jeopardize its charitable purpose that had not been removed from jeopardy before the first day of the tax year beginning in 2012?	4b	X

Form 990-PF (2012)

**Part VII-B** Statements Regarding Activities for Which Form 4720 May Be Required (continued)**5a** During the year did the foundation pay or incur any amount to:

- (1) Carry on propaganda, or otherwise attempt to influence legislation (section 4945(e))? ☐ Yes ☒ No
- (2) Influence the outcome of any specific public election (see section 4955); or to carry on, directly or indirectly, any voter registration drive? ☐ Yes ☒ No
- (3) Provide a grant to an individual for travel, study, or other similar purposes? ☐ Yes ☒ No
- (4) Provide a grant to an organization other than a charitable, etc., organization described in section 509(a)(1), (2), or (3), or section 4940(d)(2)? ☐ Yes ☒ No
- (5) Provide for any purpose other than religious, charitable, scientific, literary, or educational purposes, or for the prevention of cruelty to children or animals? ☐ Yes ☒ No

**b** If any answer is "Yes" to 5a(1)-(5), did any of the transactions fail to qualify under the exceptions described in Regulations section 53.4945 or in a current notice regarding disaster assistance (see instructions)?

N/A

5b

Organizations relying on a current notice regarding disaster assistance check here ☐**c** If the answer is "Yes" to question 5a(4), does the foundation claim exemption from the tax because it maintained expenditure responsibility for the grant?

N/A

☐ Yes ☐ No

6b

If "Yes," attach the statement required by Regulations section 53.4945-5(d).

**6a** Did the foundation, during the year, receive any funds, directly or indirectly, to pay premiums on a personal benefit contract?☐ Yes ☒ No

6b

X

**b** Did the foundation, during the year, pay premiums, directly or indirectly, on a personal benefit contract?

If "Yes" to 6b, file Form 8870.

**7a** At any time during the tax year, was the foundation a party to a prohibited tax shelter transaction?☐ Yes ☒ No

7b

**b** If "Yes," did the foundation receive any proceeds or have any net income attributable to the transaction?

N/A

7b

**Part VIII** Information About Officers, Directors, Trustees, Foundation Managers, Highly Paid Employees, and Contractors**1** List all officers, directors, trustees, foundation managers and their compensation.

(a) Name and address	(b) Title, and average hours per week devoted to position	(c) Compensation (If not paid, enter -0-)	(d) Contributions to employee benefit plans and deferred compensation	(e) Expense account, other allowances
Thomas W. Rabaut 10604 Dogwood Farm Lane Great Falls, VA 22066	Pres./Treas./	Sec./Trustee		
M. Sheila Rabaut 10604 Dogwood Farm Lane Great Falls, VA 22066	Trustee			
Louis C. Rabaut 111 Lyon St. NW. Suite 900 Grand Rapids, MI 49503	Trustee			

**2** Compensation of five highest-paid employees (other than those included on line 1). If none, enter "NONE."

(a) Name and address of each employee paid more than \$50,000	(b) Title, and average hours per week devoted to position	(c) Compensation	(d) Contributions to employee benefit plans and deferred compensation	(e) Expense account, other allowances
NONE				

Total number of other employees paid over \$50,000

0

Form 990-PF (2012)



**Part X Minimum Investment Return** (All domestic foundations must complete this part. Foreign foundations, see instructions.)

<b>1</b> Fair market value of assets not used (or held for use) directly in carrying out charitable, etc., purposes:		
<b>a</b> Average monthly fair market value of securities	<b>1a</b>	4,269,953.
<b>b</b> Average of monthly cash balances	<b>1b</b>	98,041.
<b>c</b> Fair market value of all other assets	<b>1c</b>	
<b>d</b> Total (add lines 1a, b, and c)	<b>1d</b>	4,367,994.
<b>e</b> Reduction claimed for blockage or other factors reported on lines 1a and 1c (attach detailed explanation)	<b>1e</b>	0.
<b>2</b> Acquisition indebtedness applicable to line 1 assets	<b>2</b>	0.
<b>3</b> Subtract line 2 from line 1d	<b>3</b>	4,367,994.
<b>4</b> Cash deemed held for charitable activities. Enter 1 1/2% of line 3 (for greater amount, see instructions)	<b>4</b>	65,520.
<b>5</b> Net value of noncharitable-use assets. Subtract line 4 from line 3. Enter here and on Part V, line 4	<b>5</b>	4,302,474.
<b>6</b> Minimum investment return. Enter 5% of line 5	<b>6</b>	215,124.

**Part XI Distributable Amount** (see instructions) (Section 4942(j)(3) and (j)(5) private operating foundations and certain foreign organizations check here ☐ and do not complete this part.)

<b>1</b> Minimum investment return from Part X, line 6	<b>1</b>	215,124.
<b>2a</b> Tax on investment income for 2012 from Part VI, line 5	<b>2a</b>	2,822.
<b>b</b> Income tax for 2012. (This does not include the tax from Part VI.)	<b>2b</b>	
<b>c</b> Add lines 2a and 2b	<b>2c</b>	2,822.
<b>3</b> Distributable amount before adjustments. Subtract line 2c from line 1	<b>3</b>	212,302.
<b>4</b> Recoveries of amounts treated as qualifying distributions	<b>4</b>	0.
<b>5</b> Add lines 3 and 4	<b>5</b>	212,302.
<b>6</b> Deduction from distributable amount (see instructions)	<b>6</b>	0.
<b>7</b> Distributable amount as adjusted. Subtract line 6 from line 5. Enter here and on Part XIII, line 1	<b>7</b>	212,302.

**Part XII Qualifying Distributions** (see instructions)

<b>1</b> Amounts paid (including administrative expenses) to accomplish charitable, etc., purposes:		
<b>a</b> Expenses, contributions, gifts, etc. - total from Part I, column (d), line 26	<b>1a</b>	132,492.
<b>b</b> Program-related investments - total from Part IX-B	<b>1b</b>	0.
<b>2</b> Amounts paid to acquire assets used (or held for use) directly in carrying out charitable, etc., purposes	<b>2</b>	
<b>3</b> Amounts set aside for specific charitable projects that satisfy the:		
<b>a</b> Suitability test (prior IRS approval required)	<b>3a</b>	
<b>b</b> Cash distribution test (attach the required schedule)	<b>3b</b>	
<b>4</b> Qualifying distributions. Add lines 1a through 3b. Enter here and on Part V, line 8, and Part XIII, line 4	<b>4</b>	132,492.
<b>5</b> Foundations that qualify under section 4940(e) for the reduced rate of tax on net investment income. Enter 1% of Part I, line 27b	<b>5</b>	0.
<b>6</b> Adjusted qualifying distributions. Subtract line 5 from line 4	<b>6</b>	132,492.

**Note.** The amount on line 6 will be used in Part V, column (b), in subsequent years when calculating whether the foundation qualifies for the section 4940(e) reduction of tax in those years.





Form 990-PF (2012)

**Part XIII** Undistributed Income (see instructions)

	(a) Corpus	(b) Years prior to 2011	(c) 2011	(d) 2012
1 Distributable amount for 2012 from Part XI, line 7				212,302.
2 Undistributed Income, if any, as of the end of 2012:				
a Enter amount for 2011 only			0.	
b Total for prior years:		0.		
3 Excess distributions carryover, if any, to 2012:				
a From 2007	44,621.			
b From 2008				
c From 2009				
d From 2010				
e From 2011				
f Total of lines 3a through e	44,621.			
4 Qualifying distributions for 2012 from Part XII, line 4: ▶ \$	132,492.			
a Applied to 2011, but not more than line 2a			0.	
b Applied to undistributed income of prior years (Election required - see instructions)		0.		
c Treated as distributions out of corpus (Election required - see instructions)	0.			
d Applied to 2012 distributable amount				132,492.
e Remaining amount distributed out of corpus	0.			
5 Excess distributions carryover applied to 2012 (If an amount appears in column (d), the same amount must be shown in column (a))	44,621.			44,621.
6 Enter the net total of each column as indicated below:				
a Corpus. Add lines 3f, 4c, and 4e. Subtract line 5	0.			
b Prior years' undistributed income. Subtract line 4b from line 2b		0.		
c Enter the amount of prior years' undistributed income for which a notice of deficiency has been issued, or on which the section 4942(a) tax has been previously assessed		0.		
d Subtract line 6c from line 6b. Taxable amount - see instructions		0.		
e Undistributed income for 2011. Subtract line 4a from line 2a. Taxable amount - see instr.			0.	
f Undistributed income for 2012. Subtract lines 4d and 5 from line 1. This amount must be distributed in 2013				35,189.
7 Amounts treated as distributions out of corpus to satisfy requirements imposed by section 170(b)(1)(F) or 4942(g)(3)	0.			
8 Excess distributions carryover from 2007 not applied on line 5 or line 7	0.			
9 Excess distributions carryover to 2013. Subtract lines 7 and 8 from line 6a	0.			
10 Analysis of line 9:				
a Excess from 2008				
b Excess from 2009				
c Excess from 2010				
d Excess from 2011				
e Excess from 2012				

**Part XIV Private Operating Foundations** (see instructions and Part VII-A, question 9)

N/A

- 1 a If the foundation has received a ruling or determination letter that it is a private operating foundation, and the ruling is effective for 2012, enter the date of the ruling .....  
- b Check box to indicate whether the foundation is a private operating foundation described in section .....  4942(j)(3) or  4942(j)(5)

		Prior 3 years				(e) Total
		Tax year (a) 2012	(b) 2011	(c) 2010	(d) 2009	
<b>2 a</b>	Enter the lesser of the adjusted net income from Part I or the minimum investment return from Part X for each year listed .....					
<b>b</b>	85% of line 2a .....					
<b>c</b>	Qualifying distributions from Part XII, line 4 for each year listed .....					
<b>d</b>	Amounts included in line 2c not used directly for active conduct of exempt activities .....					
<b>e</b>	Qualifying distributions made directly for active conduct of exempt activities. Subtract line 2d from line 2c .....					
<b>3</b>	Complete 3a, b, or c for the alternative test relied upon:					
<b>a</b>	"Assets" alternative test - enter:					
	(1) Value of all assets .....					
	(2) Value of assets qualifying under section 4942(j)(3)(B)(i) .....					
<b>b</b>	"Endowment" alternative test - enter 2/3 of minimum investment return shown in Part X, line 6 for each year listed .....					
<b>c</b>	"Support" alternative test - enter:					
	(1) Total support other than gross investment income (interest, dividends, rents, payments on securities loans (section 512(a)(5)), or royalties) .....					
	(2) Support from general public and 5 or more exempt organizations as provided in section 4942(j)(3)(B)(iii) .....					
	(3) Largest amount of support from an exempt organization .....					
	(4) Gross investment income .....					

**Part XV** **Supplementary Information (Complete this part only if the foundation had \$5,000 or more in assets at any time during the year—see instructions.)**

### 1 Information Regarding Foundation Managers:

- a** List any managers of the foundation who have contributed more than 2% of the total contributions received by the foundation before the close of any tax year (but only if they have contributed more than \$5,000). (See section 507(d)(2).)

Thomas W. Rabaut

- b. List any managers of the foundation who own 10% or more of the stock of a corporation (or an equally large portion of the ownership of a partnership or other entity) of which the foundation has a 10% or greater interest.

None

**2 Information Regarding Contribution, Grant, Gift, Loan, Scholarship, etc., Programs:**

Check here ☒ If the foundation only makes contributions to preselected charitable organizations and does not accept unsolicited requests for funds. If the foundation makes gifts, grants, etc. (see instructions) to individuals or organizations under other conditions, complete items 2a, b, c, and d.

- a The name, address, and telephone number or e-mail of the person to whom applications should be addressed:**

- b. The form in which applications should be submitted and information and materials they should include:**

- c Any submission deadlines:**

- d Any restrictions or limitations on awards, such as by geographical areas, charitable fields, kinds of institutions, or other factors:





## Part XVII

**Information Regarding Transfers To and Transactions and Relationships With Noncharitable Exempt Organizations**

- |  |       |     |    |
|--|-------|-----|----|
| <p><b>1</b> Did the organization directly or indirectly engage in any of the following with any other organization described in section 501(c) of the Code (other than section 501(c)(3) organizations) or in section 527, relating to political organizations?</p> <p><b>a</b> Transfers from the reporting foundation to a noncharitable exempt organization of:</p> <p>(1) Cash .....</p> <p>(2) Other assets .....</p> <p><b>b</b> Other transactions:</p> <p>(1) Sales of assets to a noncharitable exempt organization .....</p> <p>(2) Purchases of assets from a noncharitable exempt organization .....</p> <p>(3) Rental of facilities, equipment, or other assets .....</p> <p>(4) Reimbursement arrangements .....</p> <p>(5) Loans or loan guarantees .....</p> <p>(6) Performance of services or membership or fundraising solicitations .....</p> <p><b>c</b> Sharing of facilities, equipment, mailing lists, other assets, or paid employees .....</p> <p><b>d</b> If the answer to any of the above is "Yes," complete the following schedule. Column (b) should always show the fair market value of the goods, other assets, or services given by the reporting foundation. If the foundation received less than fair market value in any transaction or sharing arrangement, show in column (d) the value of the goods, other assets, or services received.</p> |       | Yes | No |
|  |       |     |    |
|  | 1a(1) |     | X  |
|  | 1a(2) |     | X  |
|  |       |     |    |
|  | 1b(1) |     | X  |
|  | 1b(2) |     | X  |
|  | 1b(3) |     | X  |
|  | 1b(4) |     | X  |
|  | 1b(5) |     | X  |
|  | 1b(6) |     | X  |
|  | 1c    |     | X  |

[illegible]

- 2a** Is the foundation directly or indirectly affiliated with, or related to, one or more tax-exempt organizations described in section 501(c) of the Code (other than section 501(c)(3)) or in section 527? ☐ Yes ☒ No
- b** If "Yes," complete the following schedule.

(a) Name of organization	(b) Type of organization	(c) Description of relationship
N/A		

**Sign  
Here**

Under penalties of perjury, I declare that I have examined this return, including accompanying schedules and statements, and to the best of my knowledge and belief, it is true, correct and complete. Declaration of preparer (other than taxpayer) is based on all information of which preparer has any knowledge.

Thomas A. Rafton

4/24/2013  
Date

Chairman

**May the IRS discuss this return with the preparer**

☒ Yes ☐ No

**Paid  
Preparer  
Use Only**

Print/Type preparer's name

Jeffrey B. Power

Preparer's signature

9726

Date \_\_\_\_\_

4118/13

Check ☐ self-employed

PTIN

P00020972

Firm's name ► Warner Norcross & Judd LLP

Firm's EIN ► 38-1422647

Firm's address ► 111 Lyon St. N.W Suite 900  
Grand Rapids, MI 49503-2487

Phone no. (616) 752-2000

Form 990-PF (2012)

---



---

Form 990-PF	Dividends and Interest from Securities	Statement	1
-------------	--	-----------	---

---

Source	Gross Amount	Capital Gains Dividends	Column (A) Amount
UBS 2920194- Div	39,126.	0.	39,126.
UBS 2920294-capital gain div	2,407.	2,407.	0.
UBS 2920294-Div	88,008.	0.	88,008.
Total to Fm 990-PF, Part I, ln 4	129,541.	2,407.	127,134.

---



---

Form 990-PF	Legal Fees	Statement	2
-------------	------------	-----------	---

---

Description	(a) Expenses Per Books	(b) Net Invest- ment Income	(c) Adjusted Net Income	(d) Charitable Purposes
Warner Norcross & Judd LLP	4,682.	0.		4,682.
To Fm 990-PF, Pg 1, ln 16a	4,682.	0.		4,682.

---



---

Form 990-PF	Other Professional Fees	Statement	3
-------------	-------------------------	-----------	---

---

Description	(a) Expenses Per Books	(b) Net Invest- ment Income	(c) Adjusted Net Income	(d) Charitable Purposes
UBS 2920194	11,840.	11,840.		0.
BSA Fee	150.	150.		0.
Foreign fees	688.	688.		0.
To Form 990-PF, Pg 1, ln 16c	12,678.	12,678.		0.

Form 990-PF	Taxes	Statement	4
-------------	-------	-----------	---

Description	(a) Expenses Per Books	(b) Net Invest- ment Income	(c) Adjusted Net Income	(d) Charitable Purposes
Foreign taxes 2920194	4,014.	4,014.		0.
2012 excise tax estimates	1,400.	0.		0.
To Form 990-PF, Pg 1, ln 18	5,414.	4,014.		0.

Form 990-PF	Corporate Stock	Statement	5
-------------	-----------------	-----------	---

Description	Book Value	Fair Market Value
UBS 2920194 see attached	1,191,474.	1,031,195.
Total to Form 990-PF, Part II, line 10b	1,191,474.	1,031,195.

Form 990-PF	Other Investments	Statement	6
-------------	-------------------	-----------	---

Description	Valuation Method	Book Value	Fair Market Value
UBS 2920294 see attached	COST	2,393,384.	3,202,686.
Total to Form 990-PF, Part II, line 13		2,393,384.	3,202,686.

Rabaut Family Foundation  
Assets

UBS OA 29201 94

Cash	\$245	\$245
RMA Money Market	\$52,479	\$52,479

UBS OA 29201 94

Shares	Asset	Date	Cost	FMV
605.000	Aegon NV ADR N Y Shs Netherlands *	Var	\$8,780	\$3,896
700.000	Aegon NV ADR N Y Shs Netherlands	2/19/2008	\$9,826	\$4,508
123.000	Aegon NV ADR N Y Shs Netherlands	5/23/2008	\$1,786	\$792
52.000	Aegon NV ADR N Y Shs Netherlands	9/15/2008	\$603	\$335
665.000	Aegon NV ADR N Y Shs Netherlands	4/27/2012	\$3,075	\$4,283
65.000	Aegon NV ADR N Y Shs Netherlands	6/19/2012	\$278	\$419
52.000	Aegon NV ADR N Y Shs Netherlands	9/19/2012	\$309	\$335
440.000	America Movil SAB	8/10/2011	\$10,159	\$10,182
200.000	America Movil SAB	10/20/2011	\$4,600	\$4,628
260.000	Astellas Pharma Inc.	8/12/2010	\$8,664	\$11,661
130.000	Astrazeneca PLC	6/7/2007	\$6,929	\$6,145
210.000	Astrazeneca PLC	1/8/2008	\$8,968	\$9,927
290.000	BP PLC Spon ADR	7/26/2011	\$13,214	\$12,076
100.000	BP PLC Spon ADR	2/15/2012	\$4,581	\$4,164
105.000	BP PLC Spon ADR	5/22/2012	\$4,008	\$4,372
1,100.000	Banco Santander Brasil ADS	11/13/2012	\$7,555	\$8,008
450.000	Bank of New York	5/14/2012	\$9,855	\$11,565
134.000	Bank of America	8/16/2007	\$19,796	\$1,556
575.000	Bank of America	7/9/2008	\$12,831	\$6,676
150.000	Bank of America	12/22/2009	\$2,271	\$1,742
155.000	Bank of America	10/13/2010	\$2,086	\$1,800
200.000	Bank of America	10/27/2010	\$2,301	\$2,322
285.000	Bank of America	7/11/2011	\$3,067	\$3,309
775.000	Bank of America	12/20/2012	\$4,069	\$8,998
650.000	Boston Scientific	11/6/2006	\$10,426	\$3,725
600.000	Boston Scientific	4/26/2007	\$9,551	\$3,438
600.000	Boston Scientific	12/20/2012	\$3,078	\$3,438
180.000	Canon Inc. ADR Japan	9/30/2008	\$7,128	\$7,058
75.000	Canon Inc. ADR Japan	12/15/2008	\$2,190	\$2,941
85.000	Canon Inc. ADR Japan	8/18/2009	\$3,026	\$3,333
105.000	Canon Inc. ADR Japan	8/1/2012	\$3,359	\$4,117
1,910.000	Carrefour SA ADR	11/18/2010	\$20,112	\$9,837
570.000	Carrefour SA ADR	12/29/2010	\$4,721	\$2,936
715.000	Carrefour SA ADR	9/26/2011	\$3,152	\$3,682
790.000	Carrefour SA ADR	5/13/2012	\$3,118	\$4,069
113.000	Carrefour SA ADR	8/15/2012	\$357	\$582
565.000	Centrais Eletricas Bras SA	11/18/2010	\$7,559	\$1,763
340.000	Centrais Eletricas Bras SA	4/27/2012	\$2,848	\$1,061
370.000	Chesapeake Energy Corp	5/13/2010	\$8,674	\$6,149
125.000	Chesapeake Energy Corp	7/16/2010	\$2,624	\$2,078
110.000	Chesapeake Energy Corp	7/30/2010	\$2,309	\$1,828
125.000	Chesapeake Energy Corp	11/3/2010	\$2,746	\$2,078
170.000	Chesapeake Energy Corp	4/16/2012	\$3,295	\$2,825
15.000	Chesapeake Energy Corp	4/17/2012	\$288	\$249
125.000	Chesapeake Energy Corp	5/4/2012	\$2,159	\$2,078
125.000	Chesapeake Energy Corp	5/4/2012	\$2,174	\$2,078
155.000	Chesapeake Energy Corp	5/25/2012	\$2,453	\$2,576
113.000	Citigroup	5/14/2009	\$3,416	\$4,470
206.000	Citigroup	1/20/2010	\$7,203	\$8,149
850.000	Corning Inc.	6/9/2011	\$16,124	\$10,727
200.000	Corning Inc.	6/29/2011	\$3,519	\$2,524
240.000	Corning Inc.	10/5/2011	\$2,993	\$3,029
270.000	Corning Inc.	8/16/2012	\$3,115	\$3,407

Rabaut Family Foundation

Assets

830.000	CRH PLC Irewland Spon Adr	6/28/2012	\$14,071	\$16,882
205.000	CRH PLC Irewland Spon Adr	10/25/2012	\$3,747	\$4,170
430.000	Daichi Sankyo Co	11/9/2010	\$9,502	\$6,553
155.000	Daichi Sankyo Co	4/14/2011	\$2,899	\$2,362
225.000	Daichi Sankyo Co	9/27/2012	\$3,858	\$3,429
1,505.000	Deutsche Telekom AG De Spon Adr	Var	\$26,780	\$17,100
90.000	Eni Spa It Spon Adr	7/1/2009	\$4,274	\$4,423
110.000	Eni Spa It Spon Adr	7/15/2009	\$4,852	\$5,405
70.000	Eni Spa It Spon Adr	9/4/2009	\$3,247	\$3,440
60.000	Eni Spa It Spon Adr	2/17/2010	\$2,678	\$2,948
45.000	Eni Spa It Spon Adr	3/22/2010	\$2,161	\$2,211
55.000	Eni Spa It Spon Adr	5/20/2010	\$2,090	\$2,703
80.000	Eni Spa It Spon Adr	11/18/2010	\$3,557	\$3,931
50.000	Eni Spa It Spon Adr	3/4/2011	\$2,450	\$2,457
200.000	Ericsson SEK 10 New	10/24/2007	\$2,963	\$2,020
760.000	Ericsson SEK 10 New	1/3/2008	\$8,789	\$7,676
205.000	Ericsson SEK 10 New	11/11/2011	\$2,109	\$2,071
700.000	France Telecom SA Spon Adr	9/14/2006	\$15,258	\$7,735
110.000	France Telecom SA Spon Adr	6/1/2010	\$2,057	\$1,216
190.000	France Telecom SA Spon Adr	6/28/2010	\$3,439	\$2,100
130.000	France Telecom SA Spon Adr	1/12/2011	\$2,669	\$1,437
13.000	France Telecom SA Spon Adr	Var	\$291	\$144
325.000	France Telecom SA Spon Adr	1/19/2012	\$4,808	\$3,591
360.000	Fuji Film Holdings	9/15/2008	\$10,403	\$7,211
175.000	Fuji Film Holdings	4/5/2011	\$5,213	\$3,505
615.000	GDF Suez Spon	4/2/2012	\$15,838	\$12,940
200.000	GDF Suez Spon	5/16/2012	\$4,137	\$4,208
195.000	GDF Suez Spon	7/11/2012	\$4,367	\$4,103
180.000	GDF Suez Spon	12/19/2012	\$3,618	\$3,787
85.000	Glaxo Smithkline PLC Adr	Var	\$3,621	\$3,695
190.000	Glaxo Smithkline PLC Adr	1/31/2007	\$10,351	\$8,259
140.000	Glaxo Smithkline PLC Adr	6/29/2007	\$7,322	\$6,086
10.000	Hewlett Packard Co	9/22/2011	\$230	\$143
375.000	Hewlett Packard Co	10/4/2011	\$8,893	\$5,344
185.000	Hewlett Packard Co	10/20/2011	\$4,609	\$2,636
165.000	Hewlett Packard Co	7/2/2012	\$3,220	\$2,351
185.000	Hewlett Packard Co	9/6/2012	\$3,143	\$2,636
230.000	Hewlett Packard Co	11/19/2012	\$3,043	\$3,278
265.000	Honda Motor Co Adr	11/18/2010	\$10,078	\$9,789
100.000	Honda Motor Co Adr	4/21/2011	\$3,739	\$3,694
275.000	Intel Corp	10/24/2008	\$4,271	\$5,671
220.000	Intel Corp	10/24/2012	\$4,720	\$4,536
125.000	Intel Corp	11/21/2012	\$2,498	\$2,578
380.000	Intesa Sanpaolo Spon	3/24/2010	\$8,789	\$4,043
200.000	Intesa Sanpaolo Spon	12/20/2010	\$3,443	\$2,128
315.000	Intesa Sanpaolo Spon	2/23/2012	\$3,708	\$3,352
110.000	J. Sainsbury PLC	9/10/2008	\$2,636	\$2,496
105.000	J. Sainsbury PLC	12/29/2009	\$2,188	\$2,382
120.000	J. Sainsbury PLC	4/14/2010	\$2,613	\$2,723
135.000	J. Sainsbury PLC	2/2/2012	\$2,484	\$3,063
1,424.000	Koninklijkeahold NV New Spon Adr	Var	\$11,427	\$19,366
530.000	Kroger Co.	10/2/2009	\$10,796	\$13,791
105.000	Kroger Co.	3/29/2010	\$2,237	\$2,732
170.000	Lilly Eli & Co	8/21/2009	\$5,583	\$8,384
80.000	Lilly Eli & Co	10/27/2009	\$2,694	\$3,946
30.000	Lilly Eli & Co	11/19/2010	\$1,039	\$1,480
130.000	Lukoil Oil Co. Spon ADR	5/17/2012	\$7,837	\$8,775
45.000	Lukoil Oil Co. Spon ADR	5/8/2012	\$2,557	\$3,038
50.000	Lukoil Oil Co. Spon ADR	5/22/2012	\$2,615	\$3,375
720.000	Marks & Spencer Group Inc. Spon Adr	Var	\$7,214	\$8,971
600.000	Marks & Spencer Group Inc. Spon Adr	7/30/2008	\$6,128	\$7,476

Rabaut Family Foundation  
Assets

625.000	Masco Corp.	3/12/2008	\$11,597	\$10,413
230.000	Masco Corp.	2/23/2011	\$2,928	\$3,832
290.000	Merck & Co.	3/18/2011	\$9,225	\$11,873
510.000	Microsoft	7/17/2006	\$11,659	\$13,622
190.000	Microsoft	12/31/2010	\$5,263	\$5,075
130.000	Microsoft	3/2/2011	\$3,410	\$3,472
20.000	Microsoft	4/15/2011	\$509	\$534
140.000	Microsoft	5/16/2011	\$3,483	\$3,739
80.000	Microsoft	12/12/2011	\$2,031	\$2,137
95.000	Mitsubishi UFJ Financial Group Inc. Spon Adr	2/5/2007	\$1,147	\$515
720.000	Mitsubishi UFJ Financial Group Inc. Spon Adr	4/30/2007	\$7,840	\$3,902
900.000	Mitsubishi UFJ Financial Group Inc. Spon Adr	9/24/2007	\$8,264	\$4,878
635.000	Mitsubishi UFJ Financial Group Inc. Spon Adr	4/4/2011	\$2,897	\$3,442
1,380.000	MS&AD Ins Group Holdings	4/8/2008	\$27,950	\$13,662
570.000	MS&AD Ins Group Holdings	9/7/2012	\$4,464	\$5,643
700.000	News Corp Inc.	8/3/2011	\$11,133	\$17,857
155.000	News Corp Inc.	9/19/2011	\$2,480	\$3,954
630.000	Nippon Teleg & Tel Corp Spon Adr	Var	\$13,788	\$13,249
340.000	Nippon Teleg & Tel Corp Spon Adr	5/29/2007	\$7,998	\$7,150
295.000	Pepsico	10/25/2011	\$18,290	\$20,187
60.000	Pepsico	3/2/2012	\$3,753	\$4,106
400.000	Pfizer Inc	Var	\$8,600	\$10,032
443.000	Pfizer Inc.	merger	\$7,823	\$11,110
19.000	PNC Financial	9/4/2007	\$13,480	\$1,108
79.000	PNC Financial	4/28/2008	\$12,249	\$4,606
1,050.000	Portugal Telecom SGPS S.A.	4/18/2007	\$14,458	\$5,229
650.000	Safeways Inc.	Var	\$12,388	\$11,759
140.000	Safeways Inc.	4/3/2012	\$2,786	\$2,533
195.000	Safeways Inc.	9/26/2012	\$3,155	\$3,530
275.000	Sanofi-Aventis SA Spon Adr	12/11/2006	\$12,352	\$13,030
220.000	Sanofi-Aventis SA Spon Adr	6/28/2007	\$8,894	\$10,424
190.000	Sony Corp	9/19/2008	\$6,392	\$2,128
90.000	Sony Corp	3/14/2011	\$2,754	\$1,008
100.000	Sony Corp	6/8/2011	\$2,648	\$1,120
250.000	State Street	5/6/2012	\$10,288	\$11,753
60.000	State Street	9/5/2012	\$2,460	\$2,821
335.000	Stmicroelectronics NV	Var	\$4,965	\$2,425
380.000	Stmicroelectronics NV	7/14/2011	\$3,671	\$2,751
530.000	Stmicroelectronics NV	8/11/2011	\$3,552	\$3,837
1,342.000	Sumitomo Mitsui Financial Group Japan	9/24/2007	\$19,086	\$9,850
270.000	Swiss Re Ltd Spon adr	6/15/2011	\$15,807	\$19,521
385.000	Takeda Pharmaceutical	10/4/2010	\$8,904	\$8,547
170.000	Takeda Pharmaceutical	9/28/2012	\$3,991	\$3,774
395.000	TE Connectivity Ltd	11/18/2010	\$12,556	\$14,662
175.000	TE Connectivity Ltd	10/29/2012	\$5,607	\$6,496
722.000	Telecom Italia Spa new Repstg 10 Ord Shs Spon Adr	Var	\$19,337	\$6,534
465.000	Telecom Italia Spa new Repstg 10 Ord Shs Spon Adr	4/5/2006	\$13,589	\$4,208
210.000	Telecom Italia Spa new Repstg 10 Ord Shs Spon Adr	12/22/2009	\$3,311	\$1,901
215.000	Telecom Italia Spa new Repstg 10 Ord Shs Spon Adr	4/12/2010	\$3,177	\$1,946
315.000	Telecom Italia Spa new Repstg 10 Ord Shs Spon Adr	1/20/2011	\$4,324	\$2,851
400.000	Telecom Italia Spa new Repstg 10 Ord Shs Spon Adr	1/3/2012	\$4,137	\$3,620
12.000	Telefonica SA Spon Adr	Var	\$166	\$162
345.000	Telefonica SA Spon Adr	5/8/2009	\$6,815	\$4,654
305.000	Tim Participacoes SA Spon ADR	7/18/2012	\$7,602	\$6,045
420.000	Tim Participacoes SA Spon ADR	10/18/2012	\$7,463	\$8,324
460.000	Tokio Marine Holdings Inc.	- Var	\$9,609	\$12,806
70.000	Total S.A. France Spon ADR	8/11/2010	\$3,599	\$3,641
85.000	Total S.A. France Spon ADR	8/13/2010	\$4,253	\$4,421
185.000	Total S.A. France Spon ADR	9/15/2010	\$9,417	\$9,622
95.000	Total S.A. France Spon ADR	12/7/2010	\$4,740	\$4,941
65.000	Total S.A. France Spon ADR	5/14/2012	\$2,855	\$3,381

# Rabaut Family Foundation

## Assets

10.000	Toyota Motor Corp	3/24/2009	\$623	\$933
65.000	Toyota Motor Corp	10/9/2009	\$4,967	\$6,061
95.000	Toyota Motor Corp	10/26/2009	\$7,529	\$8,859
60.000	Toyota Motor Corp	12/20/2010	\$4,721	\$5,595
40.000	Toyota Motor Corp	3/29/2011	\$3,173	\$3,730
505.000	Unilever NV NY shs New Netherlands Spon	Var	\$10,518	\$19,342
155.000	Unilever NV NY shs New Netherlands Spon	5/3/2011	\$5,130	\$5,937
91.000	Wells Fargo	4/21/2008	\$11,515	\$3,110
47.000	Wells Fargo	4/28/2008	\$6,296	\$1,606
62.000	Wells Fargo	7/8/2008	\$5,137	\$2,119
100.000	Wells Fargo	7/22/2008	\$5,670	\$3,418
170.000	Wells Fargo	11/20/2009	\$4,765	\$5,811
100.000	Wells Fargo	5/3/2011	\$2,925	\$3,418
385.000	Western Digital Corp	11/18/2010	\$12,546	\$16,359
85.000	Western Digital Corp	3/14/2011	\$2,856	\$3,612
1,620.000	Xerox Corp	Var	\$18,556	\$11,048
			\$1,191,474	\$1,031,195

Rabaut Family Foundation  
Assets

UBS OA 29202 94

RMA Money Market Portfolio  
UBS Select Prime Institutional Fund

\$29,585	\$29,585
\$2,927	\$2,927

UBS OA 29202 94

Shares	Asset	Date	Cost	FMV
1,000.000	Intel	6/26/2002	\$18,110	\$20,620
2,625.000	Ishares Trust S&P Core S&P 500*	2/6/2009	\$228,877	\$375,743
1,200.000	Ishares Trust S&P Core S&P 500*	2/9/2009	\$104,856	\$171,768
	Total stocks		<u>\$351,843</u>	<u>\$568,131</u>
6,275.380	American Funds Capital World Growth & Income Fund Cl A Var		\$137,534	\$233,444
300.202		12/22/2005	<u>\$10,900</u>	<u>\$11,168</u>
6,575.582			\$148,434	\$244,612
6,728.855	American Funds Smallcap World Fund Class A	Var	\$148,138	\$268,549
207.716		1/3/2005	<u>\$7,334</u>	<u>\$8,290</u>
6,936.571			\$155,472	\$276,839
2,726.170	American Funds Euro Pacific Growth Fund Class A	Var	\$61,288	\$112,373
136.242		12/29/2005	<u>\$5,570</u>	<u>\$5,616</u>
2,862.412			\$66,858	\$117,989
4,002.761	American Funds Investment Co. of America Fund Class A	Var	\$98,982	\$120,723
138.153		12/27/2005	<u>\$4,367</u>	<u>\$4,167</u>
4,140.914			\$103,349	\$124,890
585.870	American Funds New Perspective Fund Class A	Var	\$13,958	\$18,314
316.798		12/29/2005	<u>\$9,051</u>	<u>\$9,903</u>
902.668			\$23,009	\$28,217
12,755.102	American Funds Washington Mutual Investors	2/18/2009	\$250,005	\$398,087
1,455.238		Var	<u>\$37,551</u>	<u>\$45,418</u>
14,210.340			\$287,556	\$443,505
	Total Mutual Funds		\$784,678	\$1,236,051
36,797.836	American Funds Income Fund of America	9/20/2010	\$588,669	\$664,569
3,555.147	Ivy Science & Technology Fund	3/23/2010	\$109,056	\$125,319
11,533.381	American Funds Capital Income Builder Fund	9/20/2010	\$559,138	\$608,617
	Total		<u>\$2,393,384</u>	<u>\$3,202,686</u>
	Statement		<u>\$2,538,902</u>	<u>\$3,202,686</u>

**RABAUT FAMILY FOUNDATION  
CHARITABLE CONTRIBUTIONS**

2012

<u>Recipient</u>		<u>Status</u>	<u>Purpose</u>
AMT Children of Hope Foundation 2177 Willoughby Ave. Wantagh, N.Y. 11793	\$3,000.00	Public	Operations
Hospice Cup Inc. P.O. Box 1443 Annapolis, MD 21404	\$2,500.00	Public	Operations
American Red Cross 8550 Arlington Blvd Fairfax, VA 22031	\$5,000.00	Public	Operations
WETA 3939 Campbell Ave. Arlington, VA 22206	\$1,000.00	Public	Operations
Brain and Behavior Research Foundaton 60 Cutter Mill Rd. Suite 404 Great Neck, N.Y. 11021	\$10,000.00	Public	Operations
National Alliance on Mental Illness 3803 N. Fairfax Dr. Ste 100 Arlington, VA 22203	\$5,000.00	Public	Operations
National Multiple Sclerosis Society P.O. Box 4527 New York, NY 10163	\$2,000.00	Public	Operations
The Capuchin Soup Kitchen 1820 Mt. Elliott St. Detroit, MI 48207	\$250.00	Public	Operations
Sisters, Servants of the Immaculate Heart of Mary 610 West Elm Ave. Monroe, MI 48162	\$25,000.00	Public	Retirement Appeal
Posse Foundation 14 Wall St. Suite 8A-60 New York, N.Y. 10005	\$30,000.00	Public	Operations
Active Minds Inc. 2001 S. St. N.W. #45 Washington, D.C. 20009	\$500.00	Public	Operations
Grand Rapids Griffin Youth Foundation 130 West Fulton Suite 111 Grand Rapids, MI 49503	\$10,000.00	Public	Operations
West Point Fund 698 Mills Road West Point, N.Y. 10996	\$11,000.00	Public	Operations

Cystic Fibrosis Foundation 1500 Forest Ave. Suite 124 Richmond, VA 23229	\$3,000.00	Public	Operations
The Defiant Requiem Foundation P.O. Box 6242 Washington, D.C. 20015	\$2,500.00	Public	Operations
Treatment Advocacy Center 200 N. Glebe Rd. #730 Arlington, VA 22203	\$500.00	Public	Operations
Volunteers in Medicine 162 St. Paul St. Burlington, VT 05401	\$3,000.00	Public	Operations
Fellowship Bible Church 3217 State Road 628 Winchester, VA 22602	\$1,000.00	Public	Operations
PRS Inc. (Psychosocial Rehabilitation Services) 1761 Old Meadow Rd. Suite 100 McLean, VA 22102	\$4,250.00	Public	Operations
Inova Health System Foundation 8110 Gatehouse Road 200 E Falls Church, VA 22042	\$200.00	Public	Operations
Washington National Cathedral 3101 Wisconsin Ave. N.W. Washington, D.C. 20011	\$610.00	Public	Operations
Leukemia and Lymphoma Society 5540 Falmouth St. Richmond, VA 23230	\$1,000.00	Public	Operations
Boys & Girls Clubs of South Virginia 3415 Azalea Garden Rd. Norfolk, VA 23513	\$1,500.00	Public	Operations
National Organization on Fetal Alcohol Syndrome 1200 Eton Court N.S. Washington D.C 20007	\$5,000.00	Public	Operations
Total	<u>\$127,810.00</u>		

Rabaut Family Foundation  
Gains Losses

Rabaut Family Foundation Sales 2012

Shares	Assets	Date Acq	Date Sold	Proceeds	Cost	Gain/loss
120	Lowes	11/18/2010	1/4/2012	\$3,146	\$2,618	\$528
1160	Mizuho Financial Group	5/17/2007	1/10/2012	\$3,208	\$14,501	-\$11,293
700	Mizuho Financial Group	9/19/2007	1/10/2012	\$1,936	\$7,746	-\$5,810
100	Mizuho Financial Group	9/20/2007	1/10/2012	\$277	\$1,092	-\$815
700	Mizuho Financial Group	7/15/2010	1/10/2012	\$1,936	\$2,240	-\$304
570	Lowes	11/18/2010	2/3/2012	\$15,496	\$12,436	\$3,060
130	Microsoft Corp	7/12/2006	2/21/2012	\$4,072	\$2,972	\$1,100
460	Nissan Mtr Ltd	11/24/2009	2/15/2012	\$9,150	\$6,492	\$2,658
55	Seven & I Holdings	6/30/2010	2/15/2012	\$3,080	\$2,542	\$537
100	Microsoft Corp	7/12/2006	3/6/2012	\$3,156	\$2,286	\$870
125	Sony Corp ADR	9/16/2008	3/9/2012	\$2,619	\$4,205	-\$1,586
225	BB&T Corp	7/2/2008	4/20/2012	\$7,082	\$5,402	\$1,680
85	Intel Corp	3/29/2005	4/13/2012	\$2,405	\$1,665	\$740
25	Intel Corp	10/21/2008	4/13/2012	\$707	\$388	\$319
105	AT&T	1/27/2005	4/27/2012	\$3,429	\$2,502	\$927
10	AT&T	1/27/2005	5/2/2012	\$330	\$238	\$92
203	AT&T	1/27/2005	5/10/2012	\$6,707	\$4,837	\$1,869
32	AT&T	9/17/2008	5/10/2012	\$1,057	\$924	\$133
228	AT&T	9/17/2008	5/11/2012	\$7,687	\$6,582	\$1,105
45	Chevron	6/17/2010	4/26/2012	\$4,750	\$3,361	\$1,389
255	Marsh & McLennan Cos	1/13/2010	5/2/2012	\$8,697	\$5,578	\$3,119
375	Ishares Trust S&P 500	12/13/2010	5/16/2012	\$50,120	\$32,697	\$17,423
265	Pfizer Inc	11/30/2005	5/17/2012	\$5,989	\$5,698	\$291
95	Chevron	6/17/2010	6/13/2012	\$9,579	\$7,095	\$2,483
40	Seven & I Holdings	6/30/2010	6/7/2012	\$2,393	\$1,849	\$544
50	Seven & I Holdings	9/27/2010	6/7/2012	\$2,992	\$2,343	\$649
65	Eli Lilly	8/18/2009	7/16/2012	\$2,844	\$2,135	\$710
170	Marsh & McLennan Cos	1/13/2010	7/2/2012	\$5,516	\$3,719	\$1,797
130	Marsh & McLennan Cos	3/24/2010	7/2/2012	\$4,218	\$3,184	\$1,034
20	Merck & Co	3/4/2009	7/13/2012	\$861	\$458	\$403
100	Merck & Co	3/18/2011	7/13/2012	\$4,306	\$3,181	\$1,125
90	Seven & I Holdings	9/27/2010	7/18/2012	\$5,739	\$4,217	\$1,522
50	Seven & I Holdings	11/17/2010	7/18/2012	\$3,188	\$2,448	\$741
385	Keycorp	6/13/2008	8/20/2012	\$3,212	\$4,521	-\$1,309
50	Keycorp	6/19/2008	8/20/2012	\$417	\$556	-\$139
90	Keycorp	7/10/2008	8/20/2012	\$751	\$916	-\$165
150	News Corp	7/29/2011	8/17/2012	\$3,494	\$2,386	\$1,108
155	Valero Energy	5/21/2009	8/24/2012	\$4,529	\$3,258	\$1,272
25	Valero Energy	5/22/2009	8/24/2012	\$731	\$515	\$216
30	Valero Energy	6/18/2009	8/24/2012	\$877	\$521	\$356
95	Valero Energy	6/18/2009	8/27/2012	\$2,872	\$1,648	\$1,224
135	Deutsche Telekom AG	1/29/2003	9/20/2012	\$1,724	\$1,760	-\$36
50	Deutsche Telekom AG	7/17/2003	9/20/2012	\$638	\$698	-\$59
135	General Electric	4/15/2009	9/7/2012	\$2,900	\$1,583	\$1,317
240	General Electric	4/15/2009	9/14/2012	\$5,299	\$2,814	\$2,486
140	News Corp	7/29/2011	9/7/2012	\$3,421	\$2,227	\$1,195
60	Sanofi Spon ADR	12/23/2004	9/7/2012	\$2,536	\$2,378	\$158
35	Sanofi Spon ADR	12/6/2006	9/7/2012	\$1,479	\$1,572	-\$93
55	Valero Energy	6/18/2009	9/5/2012	\$1,720	\$954	\$766
60	Valero Energy	9/2/2009	9/5/2012	\$1,877	\$1,086	\$791
345	General Electric	4/15/2009	9/27/2012	\$7,666	\$4,045	\$3,621
145	General Electric	11/3/2010	9/27/2012	\$3,222	\$2,316	\$906
121	Supervalu	6/5/2006	10/23/2012	\$350	\$3,537	-\$3,187
270	Supervalu	1/7/2008	10/23/2012	\$780	\$9,174	-\$8,393
210	J. Sainsbury PLC	9/5/2008	12/17/2012	\$4,726	\$5,032	-\$307
450	Stmicroelectronics NV	3/1/2005	11/29/2012	\$2,773	\$8,122	-\$5,349
225	Stmicroelectronics NV	5/18/2005	11/29/2012	\$1,386	\$3,335	-\$1,949
125	Valero Energy	9/2/2009	12/10/2012	\$4,047	\$2,263	\$1,785
200	Valero Energy	9/29/2011	12/10/2012	\$6,476	\$3,719	\$2,757
<b>Total Long Term sales</b>				<b>\$258,575</b>	<b>\$230,564</b>	<b>\$28,010</b>