



See a Social Security Number? Say Something!
Report Privacy Problems to <https://public.resource.org/privacy>
Or call the IRS Identity Theft Hotline at 1-800-908-4490



SIGN AND MAIL

Form 990-PF

Return of Private Foundation
or Section 4947(a)(1) Nonexempt Charitable Trust
Treated as a Private Foundation

OMB No 1545 0052

2012

Department of the Treasury
Internal Revenue Service

Note The foundation may be able to use a copy of this return to satisfy state reporting requirements

For calendar year 2012, or tax year beginning , 2012, and ending

THE FRIEDHEIM FOUNDATION
2036 EMERALD STREET
SAN DIEGO, CA 92109

A Employer identification number
20-1963065

B Telephone number (see the instructions)
(858) 453-0626

C If exemption application is pending, check here

D 1 Foreign organizations, check here
2 Foreign organizations meeting the 85% test, check here and attach computation

E If private foundation status was terminated under section 507(b)(1)(A), check here

F If the foundation is in a 60-month termination under section 507(b)(1)(B), check here

G Check all that apply

<input type="checkbox"/> Initial return	<input type="checkbox"/> Initial return of a former public charity
<input type="checkbox"/> Final return	<input type="checkbox"/> Amended return
<input type="checkbox"/> Address change	<input type="checkbox"/> Name change

H Check type of organization Section 501(c)(3) exempt private foundation
 Section 4947(a)(1) nonexempt charitable trust Other taxable private foundation

I Fair market value of all assets at end of year (from Part II, column (c), line 16)
\$ 31,177.

J Accounting method Cash Accrual
 Other (specify) (Part I, column (d) must be on cash basis)

Part I Analysis of Revenue and Expenses (The total of amounts in columns (b), (c), and (d) may not necessarily equal the amounts in column (a) (see instructions))		(a) Revenue and expenses per books	(b) Net investment income	(c) Adjusted net income	(d) Disbursements for charitable purposes (cash basis only)
REVENUE	1 Contributions, gifts, grants, etc. received (att sch)				
	2 Ck <input checked="" type="checkbox"/> if the foundn is not req to att Sch B				
	3 Interest on savings and temporary cash investments				
	4 Dividends and interest from securities	478.	478.	478.	
	5a Gross rents				
	b Net rental income or (loss)				
	6a Net gain/(loss) from sale of assets not on line 10	2,036.			
	b Gross sales price for all assets on line 6a 33,007.				
	7 Capital gain net income (from Part IV, line 2)		2,087.		
	8 Net short-term capital gain			0.	
	9 Income modifications				
	10a Gross sales less returns and allowances				
b Less Cost of goods sold					
c Gross profit/(loss) (att sch)					
11 Other income (attach schedule)					
12 Total. Add lines 1 through 11	2,514.	2,565.	478.		
ADMINISTRATIVE AND OPERATING EXPENSES	13 Compensation of officers, directors, trustees, etc	0.			
	14 Other employee salaries and wages				
	15 Pension plans, employee benefits				
	16a Legal fees (attach schedule) SEE ST 1	1,300.	1,300.		1,300.
	b Accounting fees (attach sch)				
	c Other prof fees (attach sch)				
	17 Interest				
	18 Taxes (attach schedule)(see instrs) SEE STM 2	10.	10.		10.
	19 Depreciation (attach sch) and depletion				
	20 Occupancy				
21 Travel, conferences, and meetings					
22 Printing and publications					
23 Other expenses (attach schedule) SEE STATEMENT 3	518.	518.		518.	
24 Total operating and administrative expenses. Add lines 13 through 23	1,828.	1,828.		1,828.	
25 Contributions, gifts, grants paid PART XV	2,312.			2,312.	
26 Total expenses and disbursements. Add lines 24 and 25	4,140.	1,828.	0.	4,140.	
27 Subtract line 26 from line 12:					
a Excess of revenue over expenses and disbursements	-1,626.				
b Net investment income (if negative, enter -0-)		737.			
c Adjusted net income (if negative, enter 0)			478.		

RECEIVED
MAY 29 2013
OGDEN, UT
IRS-OSC

SCANNED MAY 31 2013

6

Part II Balance Sheets		Attached schedules and amounts in the description column should be for end of year amounts only (See instructions)			
		Beginning of year (a) Book Value	End of year (b) Book Value (c) Fair Market Value		
ASSETS	1	Cash – non-interest-bearing			
	2	Savings and temporary cash investments			
	3	Accounts receivable			
		Less allowance for doubtful accounts			
	4	Pledges receivable			
		Less allowance for doubtful accounts			
	5	Grants receivable			
	6	Receivables due from officers, directors, trustees, and other disqualified persons (attach schedule) (see instructions)			
	7	Other notes and loans receivable (attach sch)			
		Less allowance for doubtful accounts			
	8	Inventories for sale or use			
	9	Prepaid expenses and deferred charges			
	10a	Investments – US and state government obligations (attach schedule)			
		b Investments – corporate stock (attach schedule)			
		c Investments – corporate bonds (attach schedule)			
	11	Investments – land, buildings, and equipment basis			
	Less accumulated depreciation (attach schedule)				
12	Investments – mortgage loans				
13	Investments – other (attach schedule)	46,240.	31,177.	31,177.	
14	Land, buildings, and equipment basis				
	Less accumulated depreciation (attach schedule)				
15	Other assets (describe)				
16	Total assets (to be completed by all filers – see the instructions Also, see page 1, item I)	46,240.	31,177.	31,177.	
LIABILITIES	17	Accounts payable and accrued expenses			
	18	Grants payable			
	19	Deferred revenue			
	20	Loans from officers, directors, trustees, & other disqualified persons			
	21	Mortgages and other notes payable (attach schedule)			
	22	Other liabilities (describe)			
	23	Total liabilities (add lines 17 through 22)	0.	0.	
NET ASSETS OR FUND BALANCES	Foundations that follow SFAS 117, check here and complete lines 24 through 26 and lines 30 and 31. <input checked="" type="checkbox"/>				
	24	Unrestricted	46,240.	31,177.	
	25	Temporarily restricted			
	26	Permanently restricted			
	Foundations that do not follow SFAS 117, check here and complete lines 27 through 31. <input type="checkbox"/>				
	27	Capital stock, trust principal, or current funds			
	28	Paid-in or capital surplus, or land, building, and equipment fund			
	29	Retained earnings, accumulated income, endowment, or other funds			
30	Total net assets or fund balances (see instructions)	46,240.	31,177.		
31	Total liabilities and net assets/fund balances (see instructions)	46,240.	31,177.		

Part III Analysis of Changes in Net Assets or Fund Balances

1	Total net assets or fund balances at beginning of year – Part II, column (a), line 30 (must agree with end-of-year figure reported on prior year's return)	1	46,240.
2	Enter amount from Part I, line 27a	2	-1,626.
3	Other increases not included in line 2 (itemize) SEE STATEMENT 4	3	2,312.
4	Add lines 1, 2, and 3	4	46,926.
5	Decreases not included in line 2 (itemize) SEE STATEMENT 5	5	15,749.
6	Total net assets or fund balances at end of year (line 4 minus line 5) – Part II, column (b), line 30	6	31,177.

Part IV Capital Gains and Losses for Tax on Investment Income

(a) List and describe the kind(s) of property sold (e.g., real estate, 2-story brick warehouse, or common stock, 200 shares MLC Company)	(b) How acquired P — Purchase D — Donation	(c) Date acquired (month, day, year)	(d) Date sold (month, day, year)
1 a SEE STATEMENT 6			
b			
c			
d			
e			

(e) Gross sales price	(f) Depreciation allowed (or allowable)	(g) Cost or other basis plus expense of sale	(h) Gain or (loss) (e) plus (f) minus (g)
a			
b			
c			
d			
e			

Complete only for assets showing gain in column (h) and owned by the foundation on 12/31/69			(l) Gains (Column (h) gain minus column (k), but not less than -0-) or Losses (from column (h))
(i) Fair Market Value as of 12/31/69	(j) Adjusted basis as of 12/31/69	(k) Excess of column (i) over column (j), if any	
a			
b			
c			
d			
e			

2 Capital gain net income or (net capital loss) [If gain, also enter in Part I, line 7 If (loss), enter -0- in Part I, line 7]	2	2,087.
3 Net short-term capital gain or (loss) as defined in sections 1222(5) and (6) If gain, also enter in Part I, line 8, column (c) (see instructions) If (loss), enter -0- in Part I, line 8]	3	-79.

Part V Qualification Under Section 4940(e) for Reduced Tax on Net Investment Income

(For optional use by domestic private foundations subject to the section 4940(a) tax on net investment income)

If section 4940(d)(2) applies, leave this part blank

Was the foundation liable for the section 4942 tax on the distributable amount of any year in the base period? Yes No

If 'Yes,' the foundation does not qualify under section 4940(e) Do not complete this part

1 Enter the appropriate amount in each column for each year, see the instructions before making any entries

(a) Base period years Calendar year (or tax year beginning in)	(b) Adjusted qualifying distributions	(c) Net value of noncharitable-use assets	(d) Distribution ratio (column (b) divided by column (c))
2011	6,995.	46,730.	0.149690
2010	10,495.	51,198.	0.204988
2009	3,004.	44,911.	0.066888
2008	22,837.	66,094.	0.345523
2007	6,000.	103,806.	0.057800

2 Total of line 1, column (d)	2	0.824889
3 Average distribution ratio for the 5-year base period — divide the total on line 2 by 5, or by the number of years the foundation has been in existence if less than 5 years	3	0.164978
4 Enter the net value of noncharitable-use assets for 2012 from Part X, line 5	4	33,772.
5 Multiply line 4 by line 3	5	5,572.
6 Enter 1% of net investment income (1% of Part I, line 27b)	6	7.
7 Add lines 5 and 6	7	5,579.
8 Enter qualifying distributions from Part XII, line 4	8	4,140.

If line 8 is equal to or greater than line 7, check the box in Part VI, line 1b, and complete that part using a 1% tax rate See the Part VI instructions

Part VI Excise Tax Based on Investment Income (Section 4940(a), 4940(b), 4940(e), or 4948 – see instructions)

1 a Exempt operating foundations described in section 4940(d)(2), check here <input type="checkbox"/> and enter 'N/A' on line 1 Date of ruling or determination letter _____ (attach copy of letter if necessary – see instrs)		
b Domestic foundations that meet the section 4940(e) requirements in Part V, check here <input type="checkbox"/> and enter 1% of Part I, line 27b		15.
c All other domestic foundations enter 2% of line 27b Exempt foreign organizations enter 4% of Part I, line 12, column (b)		
2 Tax under section 511 (domestic section 4947(a)(1) trusts and taxable foundations only Others enter -0-)		0.
3 Add lines 1 and 2		15.
4 Subtitle A (income) tax (domestic section 4947(a)(1) trusts and taxable foundations only Others enter -0-)		0.
5 Tax based on investment income. Subtract line 4 from line 3 If zero or less, enter -0-		15.
6 Credits/Payments		
a 2012 estimated tax pmts and 2011 overpayment credited to 2012	6 a	
b Exempt foreign organizations – tax withheld at source	6 b	
c Tax paid with application for extension of time to file (Form 8868)	6 c	15.
d Backup withholding erroneously withheld	6 d	
7 Total credits and payments Add lines 6a through 6d		15.
8 Enter any penalty for underpayment of estimated tax Check here <input type="checkbox"/> if Form 2220 is attached		
9 Tax due. If the total of lines 5 and 8 is more than line 7, enter amount owed		0.
10 Overpayment If line 7 is more than the total of lines 5 and 8, enter the amount overpaid		
11 Enter the amount of line 10 to be Credited to 2013 estimated tax <input type="checkbox"/> Refunded <input type="checkbox"/>		

Part VII-A Statements Regarding Activities

	Yes	No
1 a During the tax year, did the foundation attempt to influence any national, state, or local legislation or did it participate or intervene in any political campaign?		X
1 b Did it spend more than \$100 during the year (either directly or indirectly) for political purposes (see the instructions for definition)? <i>If the answer is 'Yes' to 1a or 1b, attach a detailed description of the activities and copies of any materials published or distributed by the foundation in connection with the activities</i>		X
1 c Did the foundation file Form 1120-POL for this year?		X
d Enter the amount (if any) of tax on political expenditures (section 4955) imposed during the year (1) On the foundation ▶ \$ 0. (2) On foundation managers ▶ \$ 0.		
e Enter the reimbursement (if any) paid by the foundation during the year for political expenditure tax imposed on foundation managers ▶ \$ 0.		
2 Has the foundation engaged in any activities that have not previously been reported to the IRS? <i>If 'Yes,' attach a detailed description of the activities</i>		X
3 Has the foundation made any changes, not previously reported to the IRS, in its governing instrument, articles of incorporation, or bylaws, or other similar instruments? <i>If 'Yes,' attach a conformed copy of the changes</i>		X
4 a Did the foundation have unrelated business gross income of \$1,000 or more during the year?		X
b If 'Yes,' has it filed a tax return on Form 990-T for this year?		N/A
5 Was there a liquidation, termination, dissolution, or substantial contraction during the year? <i>If 'Yes,' attach the statement required by General Instruction T</i>		X
6 Are the requirements of section 508(e) (relating to sections 4941 through 4945) satisfied either • By language in the governing instrument, or • By state legislation that effectively amends the governing instrument so that no mandatory directions that conflict with the state law remain in the governing instrument?	X	
7 Did the foundation have at least \$5,000 in assets at any time during the year? <i>If 'Yes,' complete Part II, column (c), and Part XIV</i>	X	
8 a Enter the states to which the foundation reports or with which it is registered (see instructions) <input type="checkbox"/> CA		
b If the answer is 'Yes' to line 7, has the foundation furnished a copy of Form 990-PF to the Attorney General (or designate) of each state as required by <i>General Instruction G</i> ? <i>If 'No,' attach explanation</i>	X	
9 Is the foundation claiming status as a private operating foundation within the meaning of section 4942(j)(3) or 4942(j)(5) for calendar year 2012 or the taxable year beginning in 2012 (see instructions for Part XIV)? <i>If 'Yes,' complete Part XIV</i>		X
10 Did any persons become substantial contributors during the tax year? <i>If 'Yes,' attach a schedule listing their names and addresses</i>		X

Part VIIA Statements Regarding Activities (continued)

11	At any time during the year, did the foundation, directly or indirectly, own a controlled entity within the meaning of section 512(b)(13)? If 'Yes', attach schedule (see instructions)			X
12	Did the foundation make a distribution to a donor advised fund over which the foundation or a disqualified person had advisory privileges? If 'Yes,' attach statement (see instructions)			X
13	Did the foundation comply with the public inspection requirements for its annual returns and exemption application? Website address		X	
14 The books are in care of ARMSTRONG, FISCH & TUTOLI Telephone no 858-453-0626 Located at 6050 SANTO RD, STE 240 SAN DIEGO CA ZIP + 4 92124				
15	Section 4947(a)(1) nonexempt charitable trusts filing Form 990-PF in lieu of Form 1041 - Check here and enter the amount of tax-exempt interest received or accrued during the year		N/A	
16	At any time during calendar year 2012, did the foundation have an interest in or a signature or other authority over a bank, securities, or other financial account in a foreign country?		Yes	No
	See the instructions for exceptions and filing requirements for Form TD F 90-22.1 If 'Yes,' enter the name of the foreign country			X

Part VIIB Statements Regarding Activities for Which Form 4720 May Be Required

File Form 4720 if any item is checked in the 'Yes' column, unless an exception applies.

		Yes	No
1 a	During the year did the foundation (either directly or indirectly)		
(1)	Engage in the sale or exchange, or leasing of property with a disqualified person? <input type="checkbox"/> Yes <input checked="" type="checkbox"/> No		
(2)	Borrow money from, lend money to, or otherwise extend credit to (or accept it from) a disqualified person? <input type="checkbox"/> Yes <input checked="" type="checkbox"/> No		
(3)	Furnish goods, services, or facilities to (or accept them from) a disqualified person? <input type="checkbox"/> Yes <input checked="" type="checkbox"/> No		
(4)	Pay compensation to, or pay or reimburse the expenses of, a disqualified person? <input type="checkbox"/> Yes <input checked="" type="checkbox"/> No		
(5)	Transfer any income or assets to a disqualified person (or make any of either available for the benefit or use of a disqualified person)? <input type="checkbox"/> Yes <input checked="" type="checkbox"/> No		
(6)	Agree to pay money or property to a government official? (Exception. Check 'No' if the foundation agreed to make a grant to or to employ the official for a period after termination of government service, if terminating within 90 days) <input type="checkbox"/> Yes <input checked="" type="checkbox"/> No		
1 b	If any answer is 'Yes' to 1a(1)-(6), did any of the acts fail to qualify under the exceptions described in Regulations section 53.4941(d)-3 or in a current notice regarding disaster assistance (see instructions)? Organizations relying on a current notice regarding disaster assistance check here <input type="checkbox"/>		N/A
1 c	Did the foundation engage in a prior year in any of the acts described in 1a, other than excepted acts, that were not corrected before the first day of the tax year beginning in 2012?		X
2	Taxes on failure to distribute income (section 4942) (does not apply for years the foundation was a private operating foundation defined in section 4942(j)(3) or 4942(j)(5))		
a	At the end of tax year 2012, did the foundation have any undistributed income (lines 6d and 6e, Part XIII) for tax year(s) beginning before 2012? <input type="checkbox"/> Yes <input checked="" type="checkbox"/> No If 'Yes,' list the years 20 __, 20 __, 20 __, 20 __		
b	Are there any years listed in 2a for which the foundation is not applying the provisions of section 4942(a)(2) (relating to incorrect valuation of assets) to the year's undistributed income? (If applying section 4942(a)(2) to all years listed, answer 'No' and attach statement - see instructions.)		N/A
c	If the provisions of section 4942(a)(2) are being applied to any of the years listed in 2a, list the years here 20 __, 20 __, 20 __, 20 __		
3 a	Did the foundation hold more than a 2% direct or indirect interest in any business enterprise at any time during the year? <input type="checkbox"/> Yes <input checked="" type="checkbox"/> No		
b	If 'Yes,' did it have excess business holdings in 2012 as a result of (1) any purchase by the foundation or disqualified persons after May 26, 1969, (2) the lapse of the 5-year period (or longer period approved by the Commissioner under section 4943(c)(7)) to dispose of holdings acquired by gift or bequest, or (3) the lapse of the 10-, 15-, or 20-year first phase holding period? (Use Schedule C, Form 4720, to determine if the foundation had excess business holdings in 2012)		N/A
4 a	Did the foundation invest during the year any amount in a manner that would jeopardize its charitable purposes?		X
b	Did the foundation make any investment in a prior year (but after December 31, 1969) that could jeopardize its charitable purpose that had not been removed from jeopardy before the first day of the tax year beginning in 2012?		X

Part VII-B Statements Regarding Activities for Which Form 4720 May Be Required (continued)

5 a During the year did the foundation pay or incur any amount to

- (1) Carry on propaganda, or otherwise attempt to influence legislation (section 4945(e))? Yes No
- (2) Influence the outcome of any specific public election (see section 4955), or to carry on, directly or indirectly, any voter registration drive? Yes No
- (3) Provide a grant to an individual for travel, study, or other similar purposes? Yes No
- (4) Provide a grant to an organization other than a charitable, etc, organization described in section 509(a)(1), (2), or (3), or section 4940(d)(2)? (see instructions) Yes No
- (5) Provide for any purpose other than religious, charitable, scientific, literary, or educational purposes, or for the prevention of cruelty to children or animals? Yes No

b If any answer is 'Yes' to 5a(1)-(5), did any of the transactions fail to qualify under the exceptions described in Regulations section 53.4945 or in a current notice regarding disaster assistance (see instructions)?

Organizations relying on a current notice regarding disaster assistance check here

c If the answer is 'Yes' to question 5a(4), does the foundation claim exemption from the tax because it maintained expenditure responsibility for the grant? Yes No

If 'Yes,' attach the statement required by Regulations section 53.4945-5(d)

6 a Did the foundation, during the year, receive any funds, directly or indirectly, to pay premiums on a personal benefit contract? Yes No

b Did the foundation, during the year, pay premiums, directly or indirectly, on a personal benefit contract? Yes No
If 'Yes' to 6b, file Form 8870

7 a At any time during the tax year, was the foundation a party to a prohibited tax shelter transaction? Yes No

b If 'Yes,' did the foundation receive any proceeds or have any net income attributable to the transaction? Yes No

5 b	N/A	
6 b		X
7 b		

Part VIII Information About Officers, Directors, Trustees, Foundation Managers, Highly Paid Employees, and Contractors

1 List all officers, directors, trustees, foundation managers and their compensation (see instructions).

(a) Name and address	(b) Title, and average hours per week devoted to position	(c) Compensation (If not paid, enter -0-)	(d) Contributions to employee benefit plans and deferred compensation	(e) Expense account, other allowances
SEE STATEMENT 7		0.	0.	0.

2 Compensation of five highest-paid employees (other than those included on line 1 - see instructions). If none, enter 'NONE.'

(a) Name and address of each employee paid more than \$50,000	(b) Title, and average hours per week devoted to position	(c) Compensation	(d) Contributions to employee benefit plans and deferred compensation	(e) Expense account, other allowances
NONE				

Total number of other employees paid over \$50,000 0

Part VIII Information About Officers, Directors, Trustees, Foundation Managers, Highly Paid Employees, and Contractors (continued)

3 Five highest-paid independent contractors for professional services (see instructions). If none, enter 'NONE.'

(a) Name and address of each person paid more than \$50,000	(b) Type of service	(c) Compensation
NONE ----- -----		
----- -----		
----- -----		
----- -----		
----- -----		
Total number of others receiving over \$50,000 for professional services		0

Part IX-A Summary of Direct Charitable Activities

List the foundation's four largest direct charitable activities during the tax year. Include relevant statistical information such as the number of organizations and other beneficiaries served, conferences convened, research papers produced, etc

	Expenses
1 <u>N/A</u> ----- -----	
2 ----- -----	
3 ----- -----	
4 ----- -----	

Part IX-B Summary of Program-Related Investments (see instructions)

Describe the two largest program-related investments made by the foundation during the tax year on lines 1 and 2

	Amount
1 <u>N/A</u> ----- -----	
2 ----- -----	
All other program-related investments See instructions 3 ----- -----	
Total. Add lines 1 through 3	0.

Part X Minimum Investment Return (All domestic foundations must complete this part. Foreign foundations, see instructions.)

1 Fair market value of assets not used (or held for use) directly in carrying out charitable, etc., purposes		
a Average monthly fair market value of securities	1 a	34,286.
b Average of monthly cash balances	1 b	
c Fair market value of all other assets (see instructions)	1 c	
d Total (add lines 1a, b, and c)	1 d	34,286.
e Reduction claimed for blockage or other factors reported on lines 1a and 1c (attach detailed explanation)	1 e	0.
2 Acquisition indebtedness applicable to line 1 assets	2	0.
3 Subtract line 2 from line 1d	3	34,286.
4 Cash deemed held for charitable activities Enter 1-1/2% of line 3 (for greater amount, see instructions)	4	514.
5 Net value of noncharitable-use assets. Subtract line 4 from line 3 Enter here and on Part V, line 4	5	33,772.
6 Minimum investment return. Enter 5% of line 5	6	1,689.

Part XI Distributable Amount (see instructions) (Section 4942(j)(3) and (j)(5) private operating foundations and certain foreign organizations check here and do not complete this part.)

1 Minimum investment return from Part X, line 6		1	1,689.
2 a Tax on investment income for 2012 from Part VI, line 5	2 a	15.	
b Income tax for 2012 (This does not include the tax from Part VI)	2 b		
c Add lines 2a and 2b	2 c		15.
3 Distributable amount before adjustments Subtract line 2c from line 1	3		1,674.
4 Recoveries of amounts treated as qualifying distributions	4		
5 Add lines 3 and 4	5		1,674.
6 Deduction from distributable amount (see instructions)	6		
7 Distributable amount as adjusted Subtract line 6 from line 5 Enter here and on Part XIII, line 1	7		1,674.

Part XII Qualifying Distributions (see instructions)

1 Amounts paid (including administrative expenses) to accomplish charitable, etc., purposes		
a Expenses, contributions, gifts, etc — total from Part I, column (d), line 26	1 a	4,140.
b Program-related investments — total from Part IX-B	1 b	
2 Amounts paid to acquire assets used (or held for use) directly in carrying out charitable, etc., purposes	2	
3 Amounts set aside for specific charitable projects that satisfy the		
a Suitability test (prior IRS approval required)	3 a	
b Cash distribution test (attach the required schedule)	3 b	
4 Qualifying distributions. Add lines 1a through 3b Enter here and on Part V, line 8, and Part XIII, line 4	4	4,140.
5 Foundations that qualify under section 4940(e) for the reduced rate of tax on net investment income Enter 1% of Part I, line 27b (see instructions)	5	
6 Adjusted qualifying distributions. Subtract line 5 from line 4	6	4,140.

Note. The amount on line 6 will be used in Part V, column (b), in subsequent years when calculating whether the foundation qualifies for the section 4940(e) reduction of tax in those years

Part XIII Undistributed Income (see instructions)

	(a) Corpus	(b) Years prior to 2011	(c) 2011	(d) 2012
1 Distributable amount for 2012 from Part XI, line 7				1,674.
2 Undistributed income, if any, as of the end of 2012				
a Enter amount for 2011 only			0.	
b Total for prior years 20 __, 20 __, 20 __		0.		
3 Excess distributions carryover, if any, to 2012				
a From 2007	22,351.			
b From 2008	19,532.			
c From 2009	758.			
d From 2010	7,935.			
e From 2011	4,658.			
f Total of lines 3a through e	55,234.			
4 Qualifying distributions for 2012 from Part XII, line 4 ▶ \$ 4,140.				
a Applied to 2011, but not more than line 2a			0.	
b Applied to undistributed income of prior years (Election required – see instructions)		0.		
c Treated as distributions out of corpus (Election required – see instructions)	4,140.			
d Applied to 2012 distributable amount				0.
e Remaining amount distributed out of corpus	0.			
5 Excess distributions carryover applied to 2012 (If an amount appears in column (d), the same amount must be shown in column (a))	1,674.			1,674.
6 Enter the net total of each column as indicated below:				
a Corpus. Add lines 3f, 4c, and 4e. Subtract line 5	57,700.			
b Prior years' undistributed income. Subtract line 4b from line 2b		0.		
c Enter the amount of prior years' undistributed income for which a notice of deficiency has been issued, or on which the section 4942(a) tax has been previously assessed		0.		
d Subtract line 6c from line 6b. Taxable amount – see instructions		0.		
e Undistributed income for 2011. Subtract line 4a from line 2a. Taxable amount – see instructions			0.	
f Undistributed income for 2012. Subtract lines 4d and 5 from line 1. This amount must be distributed in 2013				0.
7 Amounts treated as distributions out of corpus to satisfy requirements imposed by section 170(b)(1)(F) or 4942(g)(3) (see instructions)	0.			
8 Excess distributions carryover from 2007 not applied on line 5 or line 7 (see instructions)	20,677.			
9 Excess distributions carryover to 2013. Subtract lines 7 and 8 from line 6a	37,023.			
10 Analysis of line 9				
a Excess from 2008	19,532.			
b Excess from 2009	758.			
c Excess from 2010	7,935.			
d Excess from 2011	4,658.			
e Excess from 2012	4,140.			

Part XIV Private Operating Foundations (see instructions and Part VII-A, question 9) N/A

1 a If the foundation has received a ruling or determination letter that it is a private operating foundation, and the ruling is effective for 2012, enter the date of the ruling ▶

b Check box to indicate whether the foundation is a private operating foundation described in section 4942(j)(3) or 4942(j)(5)

	Tax year				(e) Total
	(a) 2012	(b) 2011	(c) 2010	(d) 2009	
2 a Enter the lesser of the adjusted net income from Part I or the minimum investment return from Part X for each year listed					
b 85% of line 2a					
c Qualifying distributions from Part XII, line 4 for each year listed					
d Amounts included in line 2c not used directly for active conduct of exempt activities					
e Qualifying distributions made directly for active conduct of exempt activities. Subtract line 2d from line 2c					
3 Complete 3a, b, or c for the alternative test relied upon					
a 'Assets' alternative test – enter:					
(1) Value of all assets					
(2) Value of assets qualifying under section 4942(j)(3)(B)(i)					
b 'Endowment' alternative test – enter 2/3 of minimum investment return shown in Part X, line 6 for each year listed					
c 'Support' alternative test – enter:					
(1) Total support other than gross investment income (interest, dividends, rents, payments on securities loans (section 512(a)(5)), or royalties)					
(2) Support from general public and 5 or more exempt organizations as provided in section 4942(j)(3)(B)(iii)					
(3) Largest amount of support from an exempt organization					
(4) Gross investment income					

Part XV Supplementary Information (Complete this part only if the foundation had \$5,000 or more in assets at any time during the year – see instructions.)

1 Information Regarding Foundation Managers:
a List any managers of the foundation who have contributed more than 2% of the total contributions received by the foundation before the close of any tax year (but only if they have contributed more than \$5,000) (See section 507(d)(2))
 MAX FRIEDHEIM

b List any managers of the foundation who own 10% or more of the stock of a corporation (or an equally large portion of the ownership of a partnership or other entity) of which the foundation has a 10% or greater interest
 NONE

2 Information Regarding Contribution, Grant, Gift, Loan, Scholarship, etc, Programs:
 Check here if the foundation only makes contributions to preselected charitable organizations and does not accept unsolicited requests for funds. If the foundation makes gifts, grants, etc (see instructions) to individuals or organizations under other conditions, complete items 2a, b, c, and d

a The name, address, and telephone number or e-mail of the person to whom applications should be addressed

b The form in which applications should be submitted and information and materials they should include

c Any submission deadlines

d Any restrictions or limitations on awards, such as by geographical areas, charitable fields, kinds of institutions, or other factors

Part XV Supplementary Information (continued)

3 Grants and Contributions Paid During the Year or Approved for Future Payment

Recipient Name and address (home or business)	If recipient is an individual, show any relationship to any foundation manager or substantial contributor	Foundation status of recipient	Purpose of grant or contribution	Amount
<p><i>a Paid during the year</i> HUNTINGTON DISEASE SOCIETY OF AMERICA PO BOX 19524 SAN DIEGO, CA 92159</p>		N	MEDICAL RESEARCH	2,312.
Total				▶ 3 a 2,312.
<i>b Approved for future payment</i>				
Total				▶ 3 b

THE FRIEDHEIM FOUNDATION

20-1963065

STATEMENT 1
FORM 990-PF, PART I, LINE 16A
LEGAL FEES

	(A) EXPENSES PER BOOKS	(B) NET INVESTMENT INCOME	(C) ADJUSTED NET INCOME	(D) CHARITABLE PURPOSES
LEGAL FEES	\$ 1,300.	\$ 1,300.		\$ 1,300.
TOTAL	<u>\$ 1,300.</u>	<u>\$ 1,300.</u>	<u>\$ 0.</u>	<u>\$ 1,300.</u>

STATEMENT 2
FORM 990-PF, PART I, LINE 18
TAXES

	(A) EXPENSES PER BOOKS	(B) NET INVESTMENT INCOME	(C) ADJUSTED NET INCOME	(D) CHARITABLE PURPOSES
FRANCHISE TAX BOARD, 2011 TAXES	\$ 10.	\$ 10.		\$ 10.
TOTAL	<u>\$ 10.</u>	<u>\$ 10.</u>	<u>\$ 0.</u>	<u>\$ 10.</u>

STATEMENT 3
FORM 990-PF, PART I, LINE 23
OTHER EXPENSES

	(A) EXPENSES PER BOOKS	(B) NET INVESTMENT INCOME	(C) ADJUSTED NET INCOME	(D) CHARITABLE PURPOSES
INV MGMT FEES TO NFS	\$ 518.	\$ 518.		\$ 518.
TOTAL	<u>\$ 518.</u>	<u>\$ 518.</u>	<u>\$ 0.</u>	<u>\$ 518.</u>

STATEMENT 4
FORM 990-PF, PART III, LINE 3
OTHER INCREASES

UNCLEARED CHECKS WRITTEN IN 2012	\$ 2,312.
TOTAL	<u>\$ 2,312.</u>

STATEMENT 5
FORM 990-PF, PART III, LINE 5
OTHER DECREASES

2011 OUTSTANDING CHECKS CLEARED IN 2012	\$ 6,231.
2011 REALIZED LOSSES SETTLED IN 2012	1,210.
ADD'L UNREALIZED LOSSES DUE TO WASH SALE ADJUSTMENT IN BASIS	51.
MF BASIS ADJ PER NFS	45.
NET UNREALIZED GAINS OR LOSSES ON INVESTMENTS	8,212.
TOTAL	<u>\$ 15,749.</u>

THE FRIEDHEIM FOUNDATION

20-1963065

STATEMENT 6
 FORM 990-PF, PART IV, LINE 1
 CAPITAL GAINS AND LOSSES FOR TAX ON INVESTMENT INCOME

ITEM	(A) DESCRIPTION	(B) HOW ACQUIRED	(C) DATE ACQUIRED	(D) DATE SOLD
1	134.168 GOLDMAN SACHS COMM GCCIX	PURCHASED	12/28/2011	5/18/2012
2	72.957 PIMCO COMM PLUS PCLIX	PURCHASED	12/28/2011	5/18/2012
3	22 BARCLAYS US AGG BD AGG	PURCHASED	2/02/2005	1/05/2012
4	48 BARCLAYS US AGG BD AGG	PURCHASED	2/02/2005	5/18/2012
5	43 BARCLAYS US AGG BD AGG	PURCHASED	12/16/2010	5/18/2012
6	11 COHEN & STEERS ICF	PURCHASED	2/02/2005	5/18/2012
7	10 COHEN & STEERS ICF	PURCHASED	12/19/2006	5/18/2012
8	17 MSCI EAFE INDEX EFA	PURCHASED	2/02/2005	1/05/2012
9	52 MSCI EAFE INDEX EFA	PURCHASED	2/02/2005	5/18/2012
10	1 MSCI EMERGING MKTS EEM	PURCHASED	6/16/2006	2/21/2012
11	19 MSCI EMERGING MKTS EEM	PURCHASED	6/16/2006	2/21/2012
12	27 MSCI EMERGING MKTS EEM	PURCHASED	6/16/2006	5/18/2012
13	10 RUSSELL 2000 INDEX IWM	PURCHASED	2/02/2005	1/05/2012
14	26 RUSSELL 2000 INDEX IWM	PURCHASED	2/02/2005	5/18/2012
15	8 RUSSELL 2000 INDEX IWM	PURCHASED	12/19/2006	5/18/2012
16	14 S&P 500 INDEX IVV	PURCHASED	2/02/2005	1/05/2012
17	54 S&P 500 INDEX IVV	PURCHASED	2/02/2005	5/18/2012
19	CAPITAL GAIN DIVIDENDS			
19	WASH SALE			

ITEM	(E) GROSS SALES	(F) DEPREC. ALLOWED	(G) COST BASIS	(H) GAIN (LOSS)	(I) FMV 12/31/69	(J) ADJ. BAS. 12/31/69	(K) EXCESS (I) - (J)	(L) GAIN (LOSS)
1	750.		808.	-58.				\$ -58.
2	750.		771.	-21.				-21.
3	2,420.		2,263.	157.				157.
4	5,328.		4,937.	391.				391.
5	4,773.		4,514.	259.				259.
6	815.		663.	152.				152.
7	741.		979.	-238.				-238.
8	847.		899.	-52.				-52.
9	2,510.		2,748.	-238.				-238.
10	44.		30.	14.				14.
11	831.		562.	269.				269.
12	1,012.		799.	213.				213.
13	750.		626.	124.				124.
14	1,958.		1,628.	330.				330.
15	602.		619.	-17.				-17.
16	1,799.		1,673.	126.				126.
17	7,075.		6,452.	623.				623.
19								2.
19								51.
								TOTAL \$ 2,087.

THE FRIEDHEIM FOUNDATION

20-1963065

STATEMENT 7
 FORM 990-PF, PART VIII, LINE 1
 LIST OF OFFICERS, DIRECTORS, TRUSTEES, AND KEY EMPLOYEES

NAME AND ADDRESS	TITLE AND AVERAGE HOURS PER WEEK DEVOTED	COMPEN- SATION	CONTRI- BUTION TO EBP & DC	EXPENSE ACCOUNT/ OTHER
MAX FRIEDHEIM 2036 EMERALD STREET SAN DIEGO, CA 92109	PRESIDENT 1.50	\$ 0.	\$ 0.	\$ 0.
BRYAN FRIEDHEIM 13821 SHABLOW AVE. SILMAR, CA 91342	DIRECTOR 0.50	0.	0.	0.
SCOTT FRIEDHEIM 400 E. REMINGTON, #B110 SUNNYVALE, CA 94087	CFO 1.50	0.	0.	0.
MARC FRIEDHEIM 3210 BERMUDA AVE. DAVIS, CA 95616	SECRETARY 1.50	0.	0.	0.
KEVIN FRIEDHEIM 3338A BELMONT AVE. EL CERRITO, CA 94530	DIRECTOR 0.50	0.	0.	0.
TOTAL		\$ 0.	\$ 0.	\$ 0.

120131 270 001096985 C 1
1ST GLOBAL CAPITAL CORPORATION
8150 NO CENTRAL EXPWY
SUITE 500
DALLAS TX 75206

THE FRIEDHEIM FOUNDATION
2036 EMERALD ST
SAN DIEGO CA 92109



1st GLOBAL CAPITAL Corp.

STATEMENT FOR THE PERIOD JANUARY 1, 2012 TO JANUARY 31, 2012

THE FRIEDHEIM FOUNDATION - Corporation
Account Number ECJ-533343

YOUR ACCOUNT EXECUTIVE IS: For questions about your accounts:
MICHELE TUTOLI Local: 858 453 0626
RR#: 1V4 In-State: 858 453 0626
National: 877 959 8400

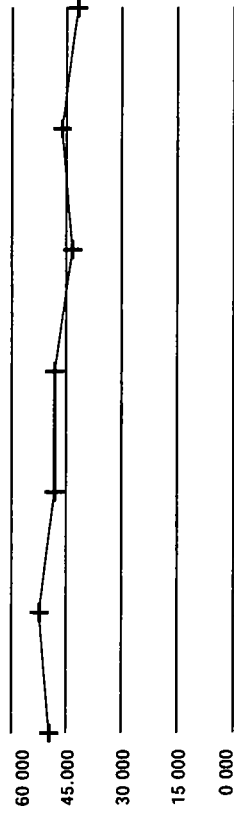
TOTAL VALUE OF YOUR PORTFOLIO **\$42,092.88**

FOR YOUR INFORMATION

1st Global requests that you provide any necessary updates to the information currently on file with us regarding your financial situation or investment objectives

CHANGE IN VALUE OF YOUR PORTFOLIO

\$ thousands



Change In Value Of Your Portfolio information can be found in Miscellaneous Footnotes at the end of this statement

Account carried with National Financial Services LLC, Member
NYSE, SIPC

Statement for the Period January 1, 2012 to January 31, 2012
 THE FRIEDHEIM FOUNDATION - Corporation
 Account Number ECJ-533343



1st GLOBAL CAPITAL Corp.

Account Overview

CHANGE IN ACCOUNT VALUE	Current Period	Year-to-Date
BEGINNING VALUE	\$46,239.98	\$46,239.98
Additions and Withdrawals	(\$5,481.00)	(\$5,481.00)
Income	\$14.49	\$14.49
Taxes, Fees and Expenses	(\$150.28)	(\$150.28)
Change in Investment Value	\$1,469.69	\$1,469.69
ENDING VALUE (AS OF 01/31/12)	\$42,092.88	\$42,092.88

Refer to Miscellaneous Footnotes for more information on Change in Investment Value

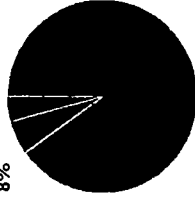
INCOME	Current Period	Year-to-Date
TAXABLE	\$14.49	\$14.49
Taxable Dividends	\$14.49	\$14.49
TOTAL TAXABLE	\$14.49	\$14.49
TOTAL INCOME	\$14.49	\$14.49

Taxable income is determined based on information available to NIS at the time the statement was prepared and is subject to change. Final information on taxation of interest and dividends is available on Form 1099-Div, which is mailed in February of the subsequent year.

TAXES, FEES AND EXPENSES	Current Period	Year-to-Date
Account Fees	(\$150.28)	(\$150.28)
TOTAL TAXES, FEES AND EXPENSES	(\$150.28)	(\$150.28)

ACCOUNT ALLOCATION

Money Markets 4.2%
 Fixed Income 5.8%



Equities 90.0%

	Percent	Prior Period	Current Period
Money Markets	4.2 %	\$469.30	\$1,757.65
Equities	90.0	\$44,569.52	\$37,874.00
Fixed Income	5.8	\$1,201.16	\$2,461.23
TOTAL	100.0%	\$46,239.98	\$42,092.88

Account Allocation shows the percentage that each asset class represents of your total account value. Account Allocation for equities, fixed income, and other categories may include mutual funds and may be net of short positions. NIS has made assumptions concerning how certain mutual funds are allocated (invested-end mutual funds and L-exchange traded funds (ETFs) listed on an exchange may be included in the equity allocation). The chart may not reflect your actual portfolio allocation. Consult your broker/dealer prior to making investment decisions.

Statement for the Period January 1, 2012 to January 31, 2012
 THE FRIEDHEIM FOUNDATION - Corporation
 Account Number ECJ-533343



1st GLOBAL CAPITAL Corp.

Account Overview *continued*

	Current Period	Year-to-Date
REALIZED GAIN (LOSS)		
Short Term Gain	\$0 00	\$0 00
Short Term Loss	\$0 00	\$0 00
Disallowed Short Term Loss	\$0 00	\$0 00
TOTAL SHORT TERM GAIN (LOSS)	\$0.00	\$0.00
Long Term Gain	\$406 18	\$406 18
Long Term Loss	\$51 24	\$51 24
Disallowed Long Term Loss	\$51 24	\$51 24
TOTAL LONG TERM GAIN (LOSS)	\$406.18	\$406.18

Net-S-provided cost basis, realized gain (loss) and holding period information may not reflect all adjustments necessary for your tax reporting purposes. Please refer to Footnotes and Cost Basis Information at the end of this statement for more information.

MESSAGES AND ALERTS

A powerful online brokerage account experience is coming in February! 1st Global is excited to announce that National Financial Services is enhancing the myStreetscape website with several changes, which include the following: New and improved site navigation, quick access to your information, new customizable positions page, robust market data and research tools. In addition, Mobile apps for myStreetscape will be available for smartphone, iPhone and Android users. If you have not yet signed up for online access to view your accounts, please contact your financial advisor for assistance.

Statement for the Period January 1, 2012 to January 31, 2012
 THE FRIEDHEIM FOUNDATION - Corporation
 Account Number ECJ-533343



1st GLOBAL CAPITAL Corp.

Holdings

NFS-provided cost basis, realized gain (loss) and holding period information may not reflect all adjustments necessary for your tax reporting purposes. Please refer to Footnotes and Cost Basis Information at the end of this statement for more information.

CASH AND CASH EQUIVALENTS - 4.18% of Total Account Value

Description	Symbol/Cusip Account Type	Quantity	Price on 01/31/12	Current Market Value	Prior Market Value	Estimated Annual Income
Money Markets						
PRIME FUND CAPITAL RESERVES CLASS	FPRXX CASH	1,757.65	\$1.00	\$1,757.65	\$469.30	
7 DAY YIELD 01%						
Dividend Option Reinvest						
Capital Gain Option Reinvest						
Total Cash and Cash Equivalents				\$1,757.65		

HOLDINGS > EQUITIES - 89.97% of Total Account Value

Description	Symbol/Cusip Account Type	Quantity	Price on 01/31/12	Current Market Value	Prior Market Value	Estimated Annual Income	Total Cost Basis	Unrealized Gain (Loss)
Equity								
ISHARES BARCLAYS U S AGGREGATE BD FD	AGG CASH	133	\$111.05	\$14,769.65	\$17,088.75	\$419.61	\$13,859.48	\$910.17
Estimated Yield 2.84%								
Dividend Option Cash								
Capital Gain Option Cash								
ISHARES TR COHEN & STEERS REALTY MAJORS INDEX FD	ICF CASH	31	\$74.44	\$2,307.64	\$2,176.82	\$64.63	\$2,635.25	(\$327.61)
Estimated Yield 2.80%								
Dividend Option Cash								
Capital Gain Option Cash								

Account carried with National Financial Services LLC, Member NYSE, SIPC

Statement for the Period January 1, 2012 to January 31, 2012

THE FRIEDHEIM FOUNDATION - Corporation
Account Number ECJ-533343



1st GLOBAL CAPITAL Corp.

HOLDINGS > EQUITIES *continued*

Description	Symbol/Cusip Account Type	Quantity	Price on 01/31/12	Current Market Value	Prior Market Value	Estimated Annual Income	Total Cost Basis	Unrealized Gain (Loss)
ISHARES TR MSCI LEAFE INDEX FD	EFA CASH	77	\$52.14	\$4,014.78	\$3,714.75	\$131.69	\$4,065.54	(\$50.76)
Estimated Yield 3.28%								
Dividend Option Cash								
Capital Gain Option Cash								
ISHARES TR MSCI EMERGING MKTS INDEX FD	EEM CASH	60	\$42.11	\$2,526.60	\$2,959.32	\$48.47	\$1,775.66	\$750.94
Estimated Yield 1.91%								
Dividend Option Cash								
Capital Gain Option Cash								
ISHARES TR RUSSELL 2000 INDEX FD	IWM CASH	52	\$79.02	\$4,109.04	\$5,826.25	\$53.57	\$3,642.04	\$467.00
Estimated Yield 1.30%								
Dividend Option Cash								
Capital Gain Option Cash								
ISHARES TR S&P 500 INDEX FD	IIV CASH	77	\$131.77	\$10,146.29	\$11,462.36	\$200.51	\$9,526.96	\$619.33
Estimated Yield 1.97%								
Dividend Option Cash								
Capital Gain Option Cash								
Total Equity				\$37,874.00		\$918.48	\$35,504.93	\$2,369.07
Total Equities				\$37,874.00		\$918.48	\$35,504.93	\$2,369.07

HOLDINGS > MUTUAL FUNDS - 5.85% of Total Account Value

Description	Symbol/Cusip Account Type	Quantity	Price on 01/31/12	Current Market Value	Prior Market Value	Estimated Annual Income	Total Cost Basis	Unrealized Gain (Loss)
Fixed Income								
GOLDMAN SACHS COMM STRATEGY INSTL CL SH	GCCX CASH	201.491	\$6.02	\$1,212.98	unavailable	\$36.03	\$1,213.66	(\$68)
Estimated Yield 2.97%								
Dividend Option Cash								
Capital Gain Option Cash								

Account carried with National Financial Services LLC. Member NYSE, SIPC

Statement for the Period January 1, 2012 to January 31, 2012
 THE FRIEDHEIM FOUNDATION - Corporation
 Account Number ECJ-533343



1st GLOBAL CAPITAL CORP.

HOLDINGS > MUTUAL FUNDS *continued*

Description	Symbol/Cusip Account Type	Quantity	Price on 01/31/12	Current Market Value	Prior Market Value	Estimated Annual Income	Total Cost Basis	Unrealized Gain (Loss)
PIMCO COMMODITIES PLUS STRATEGY	PCLIX	114 834	\$10 87	\$1,248 25	\$1,201 16	\$252 84	\$1,213 87	\$34 38
INSTL	CASH							
Estimated Yield 20 25%								
Dividend Option Cash								
Capital Gain Option Cash								
Total Fixed Income				\$2,461.23		\$288.87	\$2,427.53	\$33.70
Total Mutual Funds				\$2,461.23		\$288.87	\$2,427.53	\$33.70
Total Securities				\$40,335.23		\$1,207.35	\$37,932.46	\$2,402.77
TOTAL PORTFOLIO VALUE				\$42,092.88		\$1,207.35	\$37,932.46	\$2,402.77

Activity

NFS-provided cost basis, realized gain (loss) and holding period information may not reflect all adjustments necessary for your tax reporting purposes. Please refer to Footnotes and Cost Basis information at the end of this statement for more information.

TRADING

Settlement Date	Account Type	Transaction	Description	Quantity	Amount	Total Cost Basis	Realized Gain (Loss)
12/29/11	CASH	ADJ REINVESTMENT	GOLDMAN SACHS COMM STRATEGY INSTL CL SH	(1 722)	\$10 16		
01/03/12	CASH	YOU BOUGHT	GOLDMAN SACHS COMM STRATEGY INSTL CL SH PROSPECTUS UNDER SEPARATE COVER SOLICITED ORDER CONF:200014691 @ \$ 95	201 491	(\$1,213 87)	\$1,213 87	

Statement for the Period January 1, 2012 to January 31, 2012

THE FRIEDHEIM FOUNDATION - Corporation
Account Number ECJ-533343



1st GLOBAL CAPITAL Corp.

TRADING continued

Settlement Date	Account Type	Transaction	Description	Quantity	Amount	Total Cost Basis	Realized Gain (Loss)
01/03/12	CASH	YOU BOUGHT	ISHARES TR MSCI EAFE INDEX FD SOLICITED ORDER @ 49 15 Wash Sale of 01/05/12 \$51.24	19	(\$948 85)	\$948 85	
01/03/12	CASH	REINVESTMENT	GOLDMAN SACHS COMM STRATEGY INSTL CL SH REINVESTED @ \$5.900	1 722	(\$10 16)	\$10 16	
Total Securities Purchased					(\$2,162.72)		
Securities Sold							
01/03/12	CASH	YOU SOLD	ISHARES TR MSCI EMERGING MKTS INDEX FD SOLICITED ORDER @ 37 95 LT Gain \$135 38	(18)	\$668 08	\$532 70	\$135.38
01/03/12	CASH	YOU SOLD	ISHARES TR RUSSELL 2000 INDEX FD SOLICITED ORDER @ 74 87 LT Gain \$192 68	(17)	\$1,257 76	\$1,065 08	\$192.68
01/03/12	CASH	YOU SOLD	OPPENHEIMER COMMOD STRA TOT RETURN CL A SOLICITED ORDER @ 3 34 LT Loss \$1,537 92	(401 579)	\$1,326 27	\$2,864 19	(\$1,537 92)
01/10/12	CASH	CANCELLED SELL	ISHARES TR S&P 500 INDEX FD SOLICITED ORDER CXL SERVICE FEE CANCELLED TRADE @ 128 51	14	(\$1,784 10)		
01/10/12	CASH	YOU SOLD	ISHARES TR S&P 500 INDEX FD SOLICITED ORDER @ 128 51	(14)	\$1,784 10		
01/10/12	CASH	YOU SOLD	ISHARES TR S&P 500 INDEX FD SOLICITED ORDER CORR SERVICE FEE CORRECTED CONFIRM @ 128 51 LT Gain \$125 89	(14)	\$1,799 10	\$1,673 21	\$125 89
01/10/12	CASH	CANCELLED SELL	ISHARES BARCLAYS U S AGGREGATE BD FD SOLICITED ORDER CXL SERVICE FEE CANCELLED TRADE @ 109 98	22	(\$2,404 51)		
01/10/12	CASH	YOU SOLD	ISHARES BARCLAYS U S AGGREGATE BD FD SOLICITED ORDER @ 109 98	(22)	\$2,404 51		

Statement for the Period January 1, 2012 to January 31, 2012
 THE FRIEDHEIM FOUNDATION - Corporation
 Account Number ECJ-533343



1st GLOBAL CAPITAL Corp.

TRADING *continued*

Settlement Date	Account Type	Transaction	Description	Quantity	Amount	Total Cost Basis	Realized Gain (Loss)
01/10/12	CASH	YOU SOLD	ISHARES BARCLAYS U S AGGREGATE BD FD SOLICITED ORDER CORR SERVICE FEE CORRECTED CONFIRM @ 109 98 LT Gain \$156 93	(22)	\$2,419 51	\$2,262 58	\$156 93
01/10/12	CASH	CANCELLED SELL	ISHARES TR MSCI EAFE INDEX FD SOLICITED ORDER CXL SERVICE FEE CANCELLED TRADE @ 49 84	17	(\$832 26)		
01/10/12	CASH	YOU SOLD	ISHARES TR MSCI EAFE INDEX FD SOLICITED ORDER @ 49 84	(17)	\$832 26		
01/10/12	CASH	YOU SOLD	ISHARES TR MSCI EAFE INDEX FD SOLICITED ORDER CORR SERVICE FEE CORRECTED CONFIRM @ 49 84 LT Loss \$51 24	(17)	\$847 26	\$898 50	(\$51 24)
01/10/12	CASH	CANCELLED SELL	LT Disallowed Loss \$51 24 ISHARES TR RUSSELL 2000 INDEX FD SOLICITED ORDER CXL SERVICE FEE CANCELLED TRADE @ 74 99	10	(\$734 88)		
01/10/12	CASH	YOU SOLD	ISHARES TR RUSSELL 2000 INDEX FD SOLICITED ORDER @ 74 99	(10)	\$734 88		
01/10/12	CASH	YOU SOLD	ISHARES TR RUSSELL 2000 INDEX FD SOLICITED ORDER CORR SERVICE FEE CORRECTED CONFIRM @ 74 99 LT Gain \$123 36	(10)	\$749 88	\$626 52	\$123 36
Total Securities Sold					\$9,067.86		

ACTIVITY > CORE FUND ACTIVITY

Settlement Date	Account Type	Transaction	Description	Quantity	Amount
01/03/12	CASH	YOU BOUGHT	PRIME FUND CAPITAL RESERVES CLASS @ 1	1,089 39	(\$1,089 39)
01/04/12	CASH	YOU BOUGHT	PRIME FUND CAPITAL RESERVES CLASS @ 1	14 46	(\$14 46)
01/10/12	CASH	YOU BOUGHT	PRIME FUND CAPITAL RESERVES CLASS @ 1	5,605 47	(\$5,605 47)
01/17/12	CASH	YOU BOUGHT	PRIME FUND CAPITAL RESERVES CLASS @ 1	60	(\$60 00)

Account carried with National Financial Services LLC. Member
 NYSE, SIPC

Statement for the Period January 1, 2012 to January 31, 2012
 THE FRIEDHEIM FOUNDATION - Corporation
 Account Number ECJ-533343



1st GLOBAL CAPITAL Corp.

ACTIVITY > CORE FUND ACTIVITY *continued*

Settlement Date	Account Type	Transaction	Description	Quantity	Amount
01/18/12	CASH	YOU SOLD	PRIME FUND CAPITAL RESERVES CLASS @ 1	(750)	\$750.00
01/19/12	CASH	YOU SOLD	PRIME FUND CAPITAL RESERVES CLASS @ 1	(3,231)	\$3,231.00
01/20/12	CASH	YOU SOLD	PRIME FUND CAPITAL RESERVES CLASS @ 1	(750)	\$750.00
01/25/12	CASH	YOU SOLD	PRIME FUND CAPITAL RESERVES CLASS @ 1	(750)	\$750.00
01/31/12	CASH	REINVESTMENT	PRIME FUND CAPITAL RESERVES CLASS REINVEST @ \$1,000	0.03	(\$0.03)
TOTAL CORE FUND ACTIVITY					(\$1,288.35)

ACTIVITY > ADDITIONS AND WITHDRAWALS > CHECKING ACTIVITY

Date	Check Number	Payee Detail	Expense Code	Amount
Checking Activity - Checking Account Number 6905758320				
01/19/12	1045	HDSA SAN DIEGO CHAPTER		(\$2,481.00)
01/19/12	1046	MARIE FRIEDHEIM		(\$750.00)
01/25/12	1047	SCOTT FRIEDHEIM		(\$750.00)
01/20/12	1049	BRYON FRIEDHEIM		(\$750.00)
01/18/12	1050	MAX FRIEDHEIM		(\$750.00)
Total Checking Activity				(\$5,481.00)
TOTAL ADDITIONS AND WITHDRAWALS				(\$5,481.00)

ACTIVITY > INCOME > TAXABLE INCOME

Settlement Date	Account Type	Transaction	Description	Quantity	Amount
Taxable Dividends					

Statement for the Period January 1, 2012 to January 31, 2012
 THE FRIEDHEIM FOUNDATION - Corporation
 Account Number ECJ-533343



1st GLOBAL CAPITAL Corp.

ACTIVITY > INCOME > TAXABLE INCOME *continued*

Settlement Date	Account Type	Transaction	Description	Quantity	Amount
12/29/11	CASH	DIVIDEND ADJUSTMENT	GOLDMAN SACHS COMM STRATEGY INSTL CL SH		(\$10.16)
01/03/12	CASH	DIVIDEND RECEIVED	GOLDMAN SACHS COMM STRATEGY INSTL CL SH		\$10.16
01/03/12	CASH	DIVIDEND RECEIVED	GOLDMAN SACHS COMM STRATEGY INSTL CL SH		\$10.16
01/04/12	CASH	DIVIDEND RECEIVED	ISHARES BARCLAYS U S AGGREGATE BD FD		\$4.30
01/31/12	CASH	DIVIDEND RECEIVED	PRIME FUND CAPITAL RESERVES CLASS DIVIDEND RECEIVED		\$0.03
Total Taxable Dividends					\$14.49
Total Taxable Income					\$14.49
TOTAL INCOME					\$14.49

ACTIVITY > TAXES, FEES AND EXPENSES

Settlement Date	Account Type	Transaction	Description	Quantity	Amount
Account Fees					
01/10/12	CASH	PORTFOLIO SRVCS FEE	1ST QTR 2012 ADV FEE FEE ID 379726		(\$150.28)
Total Account Fees					(\$150.28)
TOTAL TAXES, FEES AND EXPENSES					(\$150.28)

120229 270 001086535 C 1
ISI GLOBAL CAPITAL CORPORATION
8150 NO CENTRAL EXPWY
SUITE 500
DALLAS TX 75206

THE FRIEDHEIM FOUNDATION
2036 EMERALD ST
SAN DIEGO CA 92109



1st GLOBAL CAPITAL Corp.

STATEMENT FOR THE PERIOD FEBRUARY 1, 2012 TO FEBRUARY 29, 2012

THE FRIEDHEIM FOUNDATION - Corporation
Account Number ECJ-533343

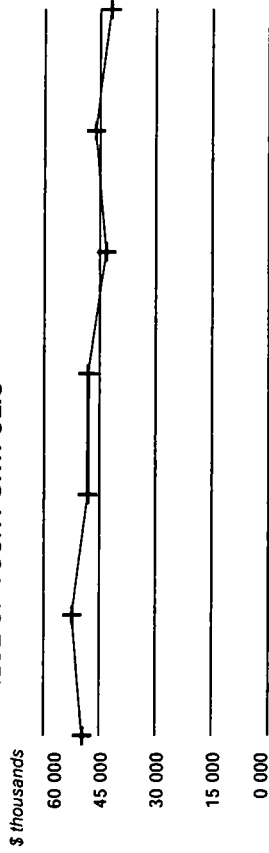
YOUR ACCOUNT EXECUTIVE IS: For questions about your accounts:
MICHELE TUTOLI Local: 858 453 0626
RR# 1V4 In-State: 858 453 0626
National: 877 959 8400

FOR YOUR INFORMATION

1st Global requests that you provide any necessary updates to the information currently on file with us regarding your financial situation or investment objectives

TOTAL VALUE OF YOUR PORTFOLIO **\$42,295.63**

CHANGE IN VALUE OF YOUR PORTFOLIO



Change In Value Of Your Portfolio information can be found in Miscellaneous Footnotes at the end of this statement

Account carried with National Financial Services LLC, Member
NYSE SIPC

Statement for the Period February 1, 2012 to February 29, 2012
 THE FRIEDHEIM FOUNDATION - Corporation
 Account Number ECJ-533343



1st GLOBAL CAPITAL CORP.

Account Overview

CHANGE IN ACCOUNT VALUE	Current Period	Year-to-Date
BEGINNING VALUE	\$42,092.88	\$46,239.98
Additions and Withdrawals	(\$750.00)	(\$6,231.00)
Income	\$36.58	\$51.07
Taxes, Fees and Expenses	\$0.00	(\$150.28)
Change in Investment Value	\$916.17	\$2,385.86
ENDING VALUE (AS OF 02/29/12)	\$42,295.63	\$42,295.63

Refer to Miscellaneous Footnotes for more information on Change in Investment Value

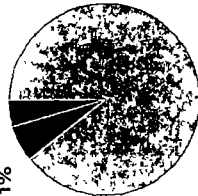
INCOME	Current Period	Year-to-Date
TAXABLE		
Taxable Dividends	\$36.58	\$51.07
TOTAL TAXABLE	\$36.58	\$51.07
TOTAL INCOME	\$36.58	\$51.07

Taxable income is determined based on information available to NIS at the time the statement was prepared, and is subject to change. Final information on taxation of interest and dividends is available on Form 1099-Div, which is mailed in February of the subsequent year

TAXES, FEES AND EXPENSES	Current Period	Year-to-Date
Account Fees	\$0.00	(\$150.28)
TOTAL TAXES, FEES AND EXPENSES	\$0.00	(\$150.28)

ACCOUNT ALLOCATION

Money Markets 4.5%
 Fixed Income 6.1%



Equities 89.4%

	Percent	Prior Period	Current Period
Money Markets	4.5%	\$1,757.65	\$1,919.43
Equities	89.4	\$37,874.00	\$37,780.15
Fixed Income	6.1	\$2,461.23	\$2,596.05
TOTAL	100.0%	\$42,092.88	\$42,295.63

Account Allocation shows the percentage that each asset class represents of your total account value. Account Allocation for equities, fixed income, and other categories may include mutual funds and may be net of short positions. NIS has made assumptions concerning how certain mutual funds are allocated (invested-end mutual funds and Exchange Traded Funds (ETFs) listed on an exchange may be included in the equity allocation). The chart may not reflect your actual portfolio allocation. Consult your broker/dealer prior to making investment decisions.

Statement for the Period February 1, 2012 to February 29, 2012

THE FRIEDHEIM FOUNDATION - Corporation
Account Number ECJ-533343



1st GLOBAL CAPITAL Corp.

Account Overview *continued*

REALIZED GAIN (LOSS)	Current Period	Year-to-Date
Short Term Gain	\$0.00	\$0.00
Short Term Loss	\$0.00	\$0.00
Disallowed Short Term Loss	\$0.00	\$0.00
TOTAL SHORT TERM GAIN (LOSS)	\$0.00	\$0.00
Long Term Gain	\$283.32	\$689.50
Long Term Loss	\$0.00	\$51.24
Disallowed Long Term Loss	\$0.00	\$51.24
TOTAL LONG TERM GAIN (LOSS)	\$283.32	\$689.50

NYSE-provided cost basis, realized gain (loss) and holding period information may not reflect all adjustments necessary for your tax reporting purposes. Please refer to Footnotes and Cost Basis information at the end of this statement for more information.

MESSAGES AND ALERTS

A powerful online brokerage account experience is coming in February! 1st Global is excited to announce that National Financial Services is enhancing the myStreetscape website with several changes, which include the following. New and improved site navigation, quick access to your information, new customizable positions page, robust market data and research tools. In addition, Mobile apps for myStreetscape will be available for smartphone, iPhone and Android users. If you have not yet signed up for online access to view your accounts, please contact your financial advisor for assistance.

Statement for the Period February 1, 2012 to February 29, 2012

THE FRIEDHEIM FOUNDATION - Corporation
Account Number ECJ-533343



1st GLOBAL CAPITAL Corp.

Holdings

NFS-provided cost basis, realized gain (loss) and holding period information may not reflect all adjustments necessary for your tax reporting purposes. Please refer to Footnotes and Cost Basis Information at the end of this statement for more information.

CASH AND CASH EQUIVALENTS - 4.54% of Total Account Value

Description	Symbol/Cusip Account Type	Quantity	Price on 02/29/12	Current Market Value	Prior Market Value	Estimated Annual Income
Money Markets						
PRIME FUND CAPITAL RESERVES CLASS	FPRXX CASH	1,919.43	\$1.00	\$1,919.43	\$1,757.65	
7 DAY YIELD 01% Dividend Option Reinvest Capital Gain Option Reinvest						
Total Cash and Cash Equivalents				\$1,919.43		

HOLDINGS > EQUITIES - 89.32% of Total Account Value

Description	Symbol/Cusip Account Type	Quantity	Price on 02/29/12	Current Market Value	Prior Market Value	Estimated Annual Income	Total Cost Basis	Unrealized Gain (Loss)
Equity								
ISHARES BARCLAYS U S AGGREGATE BD FD	AGG CASH	133	\$110.76	\$14,731.08	\$14,769.65	\$414.13	\$13,859.48	\$871.60
Estimated Yield 2.81% Dividend Option Cash Capital Gain Option Cash								
ISHARES TR COHEN & STEERS REALTY MAJORS INDEX FD	ICF CASH	31	\$73.51	\$2,278.81	\$2,307.64	\$64.63	\$2,635.25	(\$356.44)
Estimated Yield 2.83% Dividend Option Cash Capital Gain Option Cash								

Account carried with National Financial Services LLC, Member NYSE, SIPC

Statement for the Period February 1, 2012 to February 29, 2012
 THE FRIEDHEIM FOUNDATION - Corporation
 Account Number ECJ-533343



1st GLOBAL CAPITAL Corp.

HOLDINGS > EQUITIES *continued*

Description	Symbol/Cusip Account Type	Quantity	Price on 02/29/12	Current Market Value	Prior Market Value	Estimated Annual Income	Total Cost Basis	Unrealized Gain (Loss)
ISHARES TR MSCI EAFE INDEX FD	EFA CASH	77	\$54.66	\$4,208.82	\$4,014.78	\$131.69	\$4,065.54	\$143.28
Estimated Yield 3.12%								
Dividend Option Cash								
Capital Gain Option Cash								
ISHARES TR MSCI EMERGING MKTS INDEX FD	EEM CASH	40	\$44.33	\$1,773.20	\$2,526.60	\$32.32	\$1,183.78	\$589.42
Estimated Yield 1.82%								
Dividend Option Cash								
Capital Gain Option Cash								
ISHARES TR RUSSELL 2000 INDEX FD	IWM CASH	52	\$81.05	\$4,214.60	\$4,109.04	\$53.57	\$3,642.04	\$572.56
Estimated Yield 1.27%								
Dividend Option Cash								
Capital Gain Option Cash								
ISHARES TR S&P 500 INDEX FD	IVV CASH	77	\$137.32	\$10,573.64	\$10,146.29	\$200.51	\$9,526.96	\$1,046.68
Estimated Yield 1.88%								
Dividend Option Cash								
Capital Gain Option Cash								
Total Equity				\$37,780.15		\$896.85	\$34,913.05	\$2,867.10
Total Equities				\$37,780.15		\$896.85	\$34,913.05	\$2,867.10

HOLDINGS > MUTUAL FUNDS - 6.14% of Total Account Value

Description	Symbol/Cusip Account Type	Quantity	Price on 02/29/12	Current Market Value	Prior Market Value	Estimated Annual Income	Total Cost Basis	Unrealized Gain (Loss)
Fixed Income								
GOLDMAN SACHS COMM STRATEGY INSTL CL SH	GCCIX CASH	201.491	\$6.37	\$1,283.50	\$1,212.98	\$36.03	\$1,213.66	\$69.84
Estimated Yield 2.80%								
Dividend Option Cash								
Capital Gain Option Cash								

Statement for the Period February 1, 2012 to February 29, 2012
 THE FRIEDHEIM FOUNDATION - Corporation
 Account Number ECJ-533343



1st GLOBAL CAPITAL Corp.

HOLDINGS > MUTUAL FUNDS *continued*

Description	Symbol/Cusip Account Type	Quantity	Price on 02/29/12	Current Market Value	Prior Market Value	Estimated Annual Income	Total Cost Basis	Unrealized Gain (Loss)
PIMCO COMMODITIES PLUS STRATEGY	PCLX CASH	114 834	\$11 43	\$1,312 55	\$1,248 25	\$252 84	\$1,213 87	\$98 68
INSTL								
Estimated Yield 19.26%								
Dividend Option Cash								
Capital Gain Option Cash								
Total Fixed Income				\$2,596.05		\$288.87	\$2,427.53	\$168.52
Total Mutual Funds				\$2,596.05		\$288.87	\$2,427.53	\$168.52
Total Securities				\$40,376.20		\$1,185.72	\$37,340.58	\$3,035.62
TOTAL PORTFOLIO VALUE				\$42,295.63		\$1,185.72	\$37,340.58	\$3,035.62

Activity

NFS-provided cost basis, realized gain (loss) and holding period information may not reflect all adjustments necessary for your tax reporting purposes. Please refer to Footnotes and Cost Basis Information at the end of this statement for more information.

TRADING

Settlement Date	Account Type	Transaction	Description	Quantity	Amount	Total Cost Basis	Realized Gain (Loss)
02/24/12	CASH	YOU SOLD	ISHARES TR MSCI EMERGING MKTS INDEX FD SOLICITED ORDER @ 43 765 LT Gain \$14 17	(1)	\$43 76	\$29 59	\$14 17

Statement for the Period February 1, 2012 to February 29, 2012

THE FRIEDHEIM FOUNDATION - Corporation
 Account Number ECJ-533343



1st GLOBAL CAPITAL Corp.

TRADING *continued*

Settlement Date	Account Type	Transaction	Description	Quantity	Amount	Total Cost Basis	Realized Gain (Loss)
02/24/12	CASH	YOU SOLD	ISHARES TR MSCI EMERGING MKTS INDEX FD SOLICITED ORDER @ 43.761 LT Gain \$269.15	(19)	\$831.44	\$562.29	\$269.15
Total Securities Sold					\$875.20		

ACTIVITY > CORE FUND ACTIVITY

Settlement Date	Account Type	Transaction	Description	Quantity	Amount
02/07/12	CASH	YOU BOUGHT	PRIME FUND CAPITAL RESERVES CLASS @ 1	36.57	(\$36.57)
02/10/12	CASH	YOU SOLD	PRIME FUND CAPITAL RESERVES CLASS @ 1	(750)	\$750.00
02/24/12	CASH	YOU BOUGHT	PRIME FUND CAPITAL RESERVES CLASS @ 1	875.2	(\$875.20)
02/29/12	CASH	REINVESTMENT	PRIME FUND CAPITAL RESERVES CLASS REINVEST @ \$1.000	0.01	(\$0.01)
TOTAL CORE FUND ACTIVITY					(\$161.76)

ACTIVITY > ADDITIONS AND WITHDRAWALS > CHECKING ACTIVITY

Date	Check Number	Payee Detail	Expense Code	Amount
Checking Activity - Checking Account Number 6905758320				
02/10/12	1048	KEVIN FRIEDHEIM		(\$750.00)
Total Checking Activity				(\$750.00)
TOTAL ADDITIONS AND WITHDRAWALS				(\$750.00)

Statement for the Period February 1, 2012 to February 29, 2012
 THE FRIEDHEIM FOUNDATION - Corporation
 Account Number ECJ-533343



1st GLOBAL CAPITAL Corp.

ACTIVITY > INCOME > TAXABLE INCOME

Settlement Date	Account Type	Transaction	Description	Quantity	Amount
Taxable Dividends					
02/07/12	CASH	DIVIDEND RECEIVED	ISHARES BARCLAYS U S AGGREGATE BD FD		\$36.57
02/29/12	CASH	DIVIDEND RECEIVED	PRIME FUND CAPITAL RESERVES CLASS DIVIDEND RECEIVED		\$0.01
Total Taxable Dividends					\$36.58
Total Taxable Income					\$36.58
TOTAL INCOME					\$36.58

Footnotes and Cost Basis Information

Amortization, accretion and similar adjustments to cost basis have been provided for many fixed income securities (and some bond-like equities), however, they are not provided for certain types, such as short-term instruments, Unit Investment Trusts, foreign fixed income securities, or those that are subject to early prepayment of principal (pay downs). Where current year premium or acquisition premium amortization is provided, the prior years' cumulative amortization is reflected in the adjusted cost basis, but we cannot provide a breakdown or the total of such prior amortization amounts.

LIMITATION ON COST BASIS INFORMATION NFS's cost basis information system has a cumulative lifetime limit on how much activity it can track for each individual security position in an account. For this purpose, each buy, sell, dividend, wash sale disallowed loss, stock split, stock merger, etc. is an event. For some customers, this limit can be reached with approximately 1500 events. Upon reaching the limit, the system no longer displays or tracks cost basis information for the affected position, and such information will usually show as not available or unknown. Once the limit is reached, all cost basis information for the affected position will need to be tracked and updated by you, the investor.

Starting in 2011, the way that cost basis and related information is tracked and reported will change due to new federal tax rules. As a result, your official 1099-B forms for certain transactions will reflect which lots have been sold for tax purposes. To apply a specific identification cost basis method to 1099-B reporting, appropriate instructions must be on file with NFS or be received by NFS before the trade has settled. Absent such instructions, NFS determines cost basis at the time of sale based on its default methods of average cost for open-end mutual funds and first-in, first-out (FIFO) for all other securities (including ETFs). NFS applies FIFO (or other disposal method, if applicable) based on its records, which may be different from yours. For transactions that are not subject to 1099-B cost basis reporting, you should refer to your trade confirmations and other applicable records to determine which lots were considered sold for tax purposes.

While NFS must meet IRS requirements with respect to certain information required to be reported to the IRS, NFS-provided cost basis, realized gain and loss, and holding period information may not reflect all adjustments necessary for your tax reporting purposes. Taxpayers should verify such information when calculating reportable gain or loss from a sale, redemption or exchange. NFS is not responsible for your use of this information in meeting your federal, state, and other tax obligations. NFS makes no warranties with respect to and specifically disclaims any liability arising out of a customer's use of, or any tax position taken in reliance upon, such information.

120330 270 001055634 C 1
1ST GLOBAL CAPITAL CORPORATION
8150 NO CENTRAL EXPWY
SUITE 500
DALLAS TX 75206

THE FRIEDHEIM FOUNDATION
2036 EMERALD ST
SAN DIEGO CA 92109



1st GLOBAL CAPITAL Corp.

STATEMENT FOR THE PERIOD MARCH 1, 2012 TO MARCH 31, 2012

THE FRIEDHEIM FOUNDATION - Corporation
Account Number ECJ-533343

YOUR ACCOUNT EXECUTIVE IS: For questions about your accounts:
MICHELE TUTOLI Local: 858 453 0626
RR#: 1V4 In-State: 858 453 0626
National: 877 959 8400

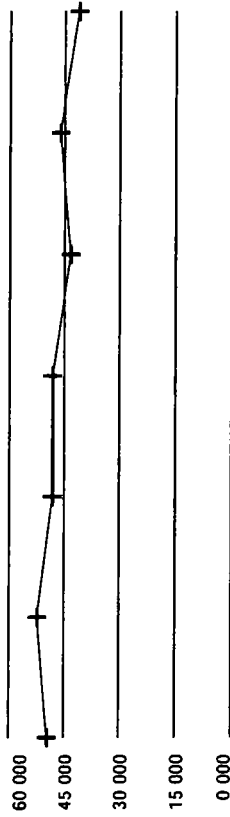
FOR YOUR INFORMATION

1st Global requests that you provide any necessary updates to the information currently on file with us regarding your financial situation or investment objectives

TOTAL VALUE OF YOUR PORTFOLIO **\$41,366.37**

CHANGE IN VALUE OF YOUR PORTFOLIO

\$ thousands



Change In Value Of Your Portfolio information can be found in Miscellaneous Footnotes at the end of this statement

Account carried with National Financial Services LLC, Member
NYSE SIPC

Statement for the Period March 1, 2012 to March 31, 2012
 THE FRIEDHEIM FOUNDATION - Corporation
 Account Number ECJ-533343



1st GLOBAL CAPITAL CORP.

Account Overview

CHANGE IN ACCOUNT VALUE	Current Period	Year-to-Date
BEGINNING VALUE	\$42,295.63	\$46,239.98
Additions and Withdrawals	(\$1,300.00)	(\$7,531.00)
Income	\$117.00	\$168.07
Taxes, Fees and Expenses	\$0.00	(\$150.28)
Change in Investment Value	\$253.74	\$2,639.60
ENDING VALUE (AS OF 03/31/12)	\$41,366.37	\$41,366.37

Refer to Miscellaneous Footnotes for more information on Change in Investment Value

INCOME	Current Period	Year-to-Date
TAXABLE	\$117.00	\$168.07
Taxable Dividends	\$117.00	\$168.07
TOTAL TAXABLE	\$117.00	\$168.07
TOTAL INCOME	\$117.00	\$168.07

Taxable income is determined based on information available to NIS at the time the statement was prepared, and is subject to change. I and information on taxation of interest and dividends is available on Form 1099-Div, which is mailed in February of the subsequent year.

TAXES, FEES AND EXPENSES	Current Period	Year-to-Date
Account Fees	\$0.00	(\$150.28)
TOTAL TAXES, FEES AND EXPENSES	\$0.00	(\$150.28)

ACCOUNT ALLOCATION

Money Markets 1.8%
 Fixed Income 6.1%



Equities 92.1%

	Percent	Prior Period	Current Period
Money Markets	1.8%	\$1,919.43	\$736.43
Equities	92.1	\$37,780.15	\$38,109.51
Fixed Income	6.1	\$2,596.05	\$2,520.43
TOTAL	100.0%	\$42,295.63	\$41,366.37

Account Allocation shows the percentage that each asset class represents of your total account value. Account Allocation for equities, fixed income, and other categories may include mutual funds and may be net of short positions. NIS has made assumptions concerning how certain mutual funds are allocated (leveraged mutual funds and I exchange traded funds (ETF)) listed on an exchange may be included in the equity allocation. The chart may not reflect your actual portfolio allocation. Consult your broker/ dealer prior to making investment decisions.

Statement for the Period March 1, 2012 to March 31, 2012
 THE FRIEDHEIM FOUNDATION - Corporation
 Account Number ECJ-533343



1st GLOBAL CAPITAL Corp.

Account Overview *continued*

REALIZED GAIN (LOSS)	Current Period	Year-to-Date
Short Term Gain	\$0.00	\$0.00
Short Term Loss	\$0.00	\$0.00
Disallowed Short Term Loss	\$0.00	\$0.00
TOTAL SHORT TERM GAIN (LOSS)	\$0.00	\$0.00
Long Term Gain	\$0.00	\$689.50
Long Term Loss	\$0.00	\$51.24
Disallowed Long Term Loss	\$0.00	\$51.24
TOTAL LONG TERM GAIN (LOSS)	\$0.00	\$689.50

NI S-provided cost basis, realized gain (loss) and holding period information may not reflect all adjustments necessary for your tax reporting purposes. Please refer to Footnotes and Cost Basis Information at the end of this statement for more information.

MESSAGES AND ALERTS

National Financial Services LLC, NFS, is required by the Securities Exchange Act of 1934 to provide certain financial information from its Statement of Financial Condition At December 31, 2011, NFS had net capital of \$2,065 million, which was 12.98 percent of aggregate debt items and exceeded its minimum requirement by \$1,747 million. To acquire the Statement of Financial Condition, log on to www.mybrokerageinfo.com. If you wish to obtain a copy of this document at no cost, please call 800-439-5627.

A powerful online brokerage account experience is coming in February! 1st Global is excited to announce that National Financial Services is enhancing the myStreetscape website with several changes, which include the following: New and improved site navigation, quick access to your information, new customizable positions page, robust market data and research tools. In addition, Mobile apps for myStreetscape will be available for smartphone, iPhone and Android users. If you have not yet signed up for online access to view your accounts, please contact your financial advisor for assistance.

Statement for the Period March 1, 2012 to March 31, 2012
 THE FRIEDHEIM FOUNDATION - Corporation
 Account Number ECJ-533343



1st GLOBAL CAPITAL Corp.

Holdings

NFS-provided cost basis, realized gain (loss) and holding period information may not reflect all adjustments necessary for your tax reporting purposes. Please refer to Footnotes and Cost Basis Information at the end of this statement for more information.

CASH AND CASH EQUIVALENTS - 1.78% of Total Account Value

Description	Symbol/Cusip Account Type	Quantity	Price on 03/31/12	Current Market Value	Prior Market Value	Estimated Annual Income
Money Markets						
PRIME FUND CAPITAL RESERVES CLASS	FPRXX CASH	736.43	\$1.00	\$736.43	\$1,919.43	
7 DAY YIELD 01% Dividend Option Reinvest Capital Gain Option Reinvest						
Total Cash and Cash Equivalents				\$736.43		

HOLDINGS > EQUITIES - 92.13% of Total Account Value

Description	Symbol/Cusip Account Type	Quantity	Price on 03/31/12	Current Market Value	Prior Market Value	Estimated Annual Income	Total Cost Basis	Unrealized Gain (Loss)
Equity								
ISHARES BARCLAYS U S AGGREGATE BD FD	AGG CASH	133	\$109.85	\$14,610.05	\$14,731.08	\$413.02	\$13,859.48	\$750.57
Estimated Yield 2.82% Dividend Option Cash Capital Gain Option Cash								
ISHARES TR COHEN & STEERS REALTY MAJORS INDEX FD	ICF CASH	31	\$76.64	\$2,375.84	\$2,278.81	\$68.21	\$2,635.25	(\$259.41)
Estimated Yield 2.87% Dividend Option Cash Capital Gain Option Cash								

Account carried with Natlional Financial Services LLC Member
 NYSE SIPC

Statement for the Period March 1, 2012 to March 31, 2012

THE FRIEDHEIM FOUNDATION - Corporation
Account Number ECJ-533343



1st GLOBAL CAPITAL Corp.

HOLDINGS > EQUITIES *continued*

Description	Symbol/Cusip Account Type	Quantity	Price on 03/31/12	Current Market Value	Prior Market Value	Estimated Annual Income	Total Cost Basis	Unrealized Gain (Loss)
ISHARES TR MSCI EAFE INDEX FD	EFA CASH	77	\$54.89	\$4,226.53	\$4,208.82	\$131.69	\$4,065.54	\$160.99
Estimated Yield 3.11%								
Dividend Option Cash								
Capital Gain Option Cash								
ISHARES TR MSCI EMERGING MKTS INDEX FD	EEM CASH	40	\$42.945	\$1,717.80	\$1,773.20	\$32.32	\$1,183.78	\$534.02
Estimated Yield 1.88%								
Dividend Option Cash								
Capital Gain Option Cash								
ISHARES TR RUSSELL 2000 INDEX FD	IWM CASH	52	\$82.81	\$4,306.12	\$4,214.60	\$57.85	\$3,642.04	\$664.08
Estimated Yield 1.34%								
Dividend Option Cash								
Capital Gain Option Cash								
ISHARES TR S&P 500 INDEX FD	IVV CASH	77	\$141.21	\$10,873.17	\$10,573.64	\$203.09	\$9,526.96	\$1,346.21
Estimated Yield 1.86%								
Dividend Option Cash								
Capital Gain Option Cash								
Total Equity				\$38,109.51		\$906.18	\$34,913.05	\$3,196.46
Total Equities				\$38,109.51		\$906.18	\$34,913.05	\$3,196.46

HOLDINGS > MUTUAL FUNDS - 6.09% of Total Account Value

Description	Symbol/Cusip Account Type	Quantity	Price on 03/31/12	Current Market Value	Prior Market Value	Estimated Annual Income	Total Cost Basis	Unrealized Gain (Loss)
Fixed Income								
GOLDMAN SACHS COMM STRATEGY INSTL CL SH	GCCIX CASH	201.491	\$6.16	\$1,241.18	\$1,283.50	\$36.03	\$1,213.66	\$27.52
Estimated Yield 2.90%								
Dividend Option Cash								
Capital Gain Option Cash								

Statement for the Period March 1, 2012 to March 31, 2012
 THE FRIEDHEIM FOUNDATION - Corporation
 Account Number ECJ-533343



1st GLOBAL CAPITAL Corp.

HOLDINGS > MUTUAL FUNDS *continued*

Description	Symbol/Cusip Account Type	Quantity	Price on 03/31/12	Current Market Value	Prior Market Value	Estimated Annual Income	Total Cost Basis	Unrealized Gain (Loss)
PIMCO COMMODITIES PLUS STRATEGY INSTL	PCLX CASH	114 834	\$11 14	\$1,279.25	\$1,312.55		\$1,213.87	\$65.38
Dividend Option Cash								
Capital Gain Option Cash								
Total Fixed Income				\$2,520.43		\$36.03	\$2,427.53	\$92.90
Total Mutual Funds				\$2,520.43		\$36.03	\$2,427.53	\$92.90
Total Securities				\$40,629.94		\$942.21	\$37,340.58	\$3,289.36
TOTAL PORTFOLIO VALUE				\$41,366.37		\$942.21	\$37,340.58	\$3,289.36

Activity

CORE FUND ACTIVITY

Settlement Date	Account Type	Transaction	Description	Quantity	Amount
03/07/12	CASH	YOU BOUGHT	PRIME FUND CAPITAL RESERVES CLASS @ 1	36 79	(\$36 79)
03/26/12	CASH	YOU SOLD	PRIME FUND CAPITAL RESERVES CLASS @ 1	(1,300)	\$1,300 00
03/29/12	CASH	YOU BOUGHT	PRIME FUND CAPITAL RESERVES CLASS @ 1	31 51	(\$31 51)
03/30/12	CASH	YOU BOUGHT	PRIME FUND CAPITAL RESERVES CLASS @ 1	48 69	(\$48 69)
03/30/12	CASH	REINVESTMENT	PRIME FUND CAPITAL RESERVES CLASS REINVEST @ \$1 000	0 01	(\$0 01)

Account carried with National Financial Services L.L.C. Member NYSE SIPC

Statement for the Period March 1, 2012 to March 31, 2012
 THE FRIEDHEIM FOUNDATION - Corporation
 Account Number ECJ-533343



1st GLOBAL CAPITAL Corp.

ACTIVITY *continued*

TOTAL CORE FUND ACTIVITY Amount
\$1,183.00

ACTIVITY > ADDITIONS AND WITHDRAWALS > CHECKING ACTIVITY

Date	Check Number	Payee Detail	Expense Code	Amount
Checking Activity - Checking Account Number 6905758320				
03/26/12		CHECK PAID	60115437	(\$1,300.00)
Total Checking Activity				(\$1,300.00)
TOTAL ADDITIONS AND WITHDRAWALS				(\$1,300.00)

ACTIVITY > INCOME > TAXABLE INCOME

Settlement Date	Account Type	Transaction	Description	Quantity	Amount
Taxable Dividends					
03/07/12	CASH	DIVIDEND RECEIVED	ISHARES BARCLAYS US AGGREGATE BD FD		\$36.79
03/29/12	CASH	DIVIDEND RECEIVED	ISHARES TR COHEN & STEERS REALTY MAJORS INDEX FD		\$18.44
03/29/12	CASH	DIVIDEND RECEIVED	ISHARES TR RUSSELL 2000 INDEX FD		\$13.07
03/30/12	CASH	DIVIDEND RECEIVED	ISHARES TR S&P 500 INDEX FD		\$48.69
03/30/12	CASH	DIVIDEND RECEIVED	PRIME FUND CAPITAL RESERVES CLASS DIVIDEND RECEIVED		\$0.01
Total Taxable Dividends					\$117.00
Total Taxable Income					\$117.00

Statement for the Period March 1, 2012 to March 31, 2012
 THE FRIEDHEIM FOUNDATION - Corporation
 Account Number ECJ-533343



1st GLOBAL CAPITAL Corp.

ACTIVITY *continued*

TOTAL INCOME Amount
\$117.00

Unrealized Gain (Loss) Lot Detail

NFS-provided cost basis, realized gain (loss), and holding period information may not reflect all adjustments necessary for your tax reporting purposes. Please refer to Footnotes and Cost Basis Information at the end of this statement for more information

EQUITIES

Description	Account Type	Date Acquired	Symbol/ Cusip	Price on 03/31/12	Quantity	Market Value	Cost Basis/ Proceeds	Unrealized Gain (Loss)	Holding Period
ISHARES TR S&P 500 INDEX FD	CASH	02/02/05	IWV	\$141.21	63	\$8,896.23	\$7,529.44	\$1,366.79	LT
ISHARES TR S&P 500 INDEX FD	CASH	12/19/06	IWV	\$141.21	14	\$1,976.94	\$1,997.52	(\$20.58)	LT
	Position Total				77	\$10,873.17	\$9,526.96	\$1,346.21	
ISHARES BARCLAYS U.S. AGGREGATE BD FD	CASH	02/02/05	AGG	\$109.85	48	\$5,272.80	\$4,936.53	\$336.27	LT
ISHARES BARCLAYS U.S. AGGREGATE BD FD	CASH	12/16/10	AGG	\$109.85	85	\$9,337.25	\$8,922.95	\$414.30	LT
	Position Total				133	\$14,610.05	\$13,859.48	\$750.57	
ISHARES TR MSCI EMERGING MKTS INDEX FD	CASH	06/16/06	EEM	\$42.945	40	\$1,717.80	\$1,183.78	\$534.02	LT
ISHARES TR MSCI EAFE INDEX FD	CASH	02/02/05	EFA	\$54.89	58	\$3,183.62	\$3,065.45	\$118.17	LT
ISHARES TR MSCI EAFE INDEX FD	CASH	12/28/11	EFA	\$54.89	19	\$1,042.91	\$1,000.09	\$42.82	
	Position Total				77	\$4,226.53	\$4,065.54	\$160.99	
ISHARES TR COHEN & STEERS REALTY MAJORS INDEX FD	CASH	02/02/05	ICF	\$76.64	11	\$843.04	\$673.13	\$169.91	LT

Account carried with National Financial Services LLC, Member
 NYSE SIPC

Statement for the Period March 1, 2012 to March 31, 2012
 THE FRIEDHEIM FOUNDATION - Corporation
 Account Number ECJ-533343



1st GLOBAL CAPITAL CORP.

UNREALIZED GAIN (LOSS) LOT DETAIL > EQUITIES *continued*

Description	Account Type	Date Acquired	Symbol/ Cusip	Price on 03/31/12	Quantity	Market Value	Cost Basis/ Proceeds	Unrealized Gain (Loss)	Holding Period
ISHARES TR COHEN & STEERS REALTY MAJORS INDEX FD	CASH	12/19/06	ICF	\$76.64	20	\$1,532.80	\$1,962.12	(\$429.32)	LT
			ICF		31	\$2,375.84	\$2,635.25	(\$259.41)	
ISHARES TR RUSSELL 2000 INDEX FD	CASH	02/02/05	IWM	\$82.81	26	\$2,153.06	\$1,628.94	\$524.12	LT
ISHARES TR RUSSELL 2000 INDEX FD	CASH	12/19/06	IWM	\$82.81	26	\$2,153.06	\$2,013.10	\$139.96	LT
			IWM		52	\$4,306.12	\$3,642.04	\$664.08	
Total Equities					410	\$38,109.51	\$34,913.05	\$3,196.46	

UNREALIZED GAIN (LOSS) LOT DETAIL > MUTUAL FUNDS

Description	Account Type	Date Acquired	Symbol/ Cusip	Price on 03/31/12	Quantity	Market Value	Cost Basis/ Proceeds	Unrealized Gain (Loss)	Holding Period
GOLDMAN SACHS COMM STRATEGY INSTL CL SH		Various	GCCIX	\$6.16	201.491	\$1,241.18	\$1,213.66	\$27.52	ST
PIMCO COMMODITIES PLUS STRATEGY INSTL		Various	PCLIX	\$11.14	114.834	\$1,279.25	\$1,213.87	\$65.38	ST
Total Mutual Funds					316.325	\$2,520.44	\$2,427.53	\$92.91	

Footnotes and Cost Basis Information

Amortization, accretion and similar adjustments to cost basis have been provided for many fixed income securities (and some bond-like equities), however, they are not provided for certain types, such as short-term instruments, Unit Investment Trusts, foreign fixed income securities, or those that are subject to early prepayment of principal (pay downs). Where current year premium or acquisition premium amortization is provided, the prior years' cumulative amortization is reflected in the adjusted cost basis, but we cannot provide a breakdown or the total of such prior amortization amounts.

Statement for the Period March 1, 2012 to March 31, 2012

THE FRIEDHEIM FOUNDATION - Corporation
Account Number ECJ-533343



1st GLOBAL CAPITAL CORP.

LIMITATION ON COST BASIS INFORMATION: NFS's cost basis information system has a cumulative lifetime limit on how much activity it can track for each individual security position in an account. For this purpose, each buy, sell, dividend, wash sale disallowed loss, stock split, stock merger, etc. is an event. For some customers, this limit can be reached with approximately 1500 events. Upon reaching the limit, the system no longer displays or tracks cost basis information for the affected position, and such information will usually show as not available or unknown. Once the limit is reached, all cost basis information for the affected position will need to be tracked and updated by you, the investor.

Starting in 2011, the way that cost basis and related information is tracked and reported will change due to new federal tax rules. As a result, your official 1099-B forms for certain transactions will reflect which lots have been sold for tax purposes. To apply a specific identification cost basis method to 1099-B reporting, appropriate instructions must be on file with NFS or be received by NFS before the trade has settled. Absent such instructions, NFS determines cost basis at the time of sale based on its default methods of average cost (for open-end mutual funds and first-in, first-out (FIFO) for all other securities (including ETFs). NFS applies FIFO (or other disposal method, if applicable) based on its records, which may be different from yours. For transactions that are not subject to 1099-B cost basis reporting, you should refer to your trade confirmations and other applicable records to determine which lots were considered sold for tax purposes.

While NFS must meet IRS requirements with respect to certain information required to be reported to the IRS, NFS-provided cost basis, realized gain and loss, and holding period information may not reflect all adjustments necessary for your tax reporting purposes. Taxpayers should verify such information when calculating reportable gain or loss from a sale, redemption or exchange. NFS is not responsible for your use of this information in meeting your federal, state, and other tax obligations. NFS makes no warranties with respect to and specifically disclaims any liability arising out of a customer's use of, or any tax position taken in reliance upon, such information.

Consult your tax advisor for further information.

For investments in partnerships, NFS does not make any adjustments to cost basis information as the calculation of basis in such investments requires supplemental information from the partnership on its income and distributions during the period you held your investment. Partnerships usually provide this additional information on a Form K-1 issued by April 15th of the following year.

Cost basis and gain/loss information is provided as a service to corporate accounts. The information listed in the year-to-date gain/loss summary section is based on a calendar year (January - December). If your business/entity has a fiscal year end other than December 31st for tax purposes, the year-to-date information will not apply if you have questions about your tax situation, consult your tax advisor.

LT - Long-Term (Held more than twelve months) **ST** - Short-term (Held twelve months or less) **W** - Adjusted due to previous wash sale disallowed loss. Unless otherwise requested or noted, NFS adjusts cost basis information when a wash sale occurs within an account as the result of an identical security purchase. NFS does not report disallowed losses or adjust cost basis information related to wash sales triggered by sales and purchases of the same security within different accounts or by sales and purchases of substantially identical securities within the same or different accounts. You must check your own records across all of your NFS and non-NFS accounts to ensure that you are correctly accounting for losses related to any wash sales.

When you sell shares at a loss and buy additional shares of the same security within 30 days before or after the sale, the loss is disallowed for tax purposes (this is also known as a wash sale). NFS automatically adjusts your cost basis in the event of a wash sale. If you hold shares of the same security in more than one account, the combined activities could result in a disallowed loss that is not accounted for on your statement. A disallowed loss is added to the cost basis of the new acquisition.

Miscellaneous Footnotes

CHANGE IN VALUE OF YOUR PORTFOLIO is the change in market value of your portfolio assets over the time period shown. The portfolio assets include the market value of all the securities in the account, plus insurance and annuity assets if applicable. The time frame of the graph is from account opening or September 2011, whichever is later, to the current period. Please note that large increases and/or declines in the change in the value of the portfolio can be due to additions, distribution and/or performance.

CHANGE IN INVESTMENT VALUE is the difference between the prior period and current period values which includes the difference between securities that were bought, sold and redeemed during this time period as well as any activity that occurred such as additions and withdrawals, securities transferred, income, expenses, and other activity. This does not reflect activity related to assets in which National Financial is not the custodian (e.g. Insurance and Annuities, Assets Held Away and Other Assets Held Away).

Account carried with National Financial Services LLC, Member
NYSE, SIPC

120330 270 001055634

ENV# CEBBXXMVBBBLXBN_BBBBB
1ST GLOBAL CAPITAL CORPORATION
8150 NO CENTRAL EXPWY
SUITE 500
DALLAS TX 75206

THE FRIEDHEIM FOUNDATION
2036 EMERALD ST
SAN DIEGO CA 92109



1st GLOBAL CAPITAL Corp.

STATEMENT FOR THE PERIOD APRIL 1, 2012 TO APRIL 30, 2012

THE FRIEDHEIM FOUNDATION - Corporation
Account Number ECJ-533343

YOUR ACCOUNT EXECUTIVE IS:
MICHELLE TUTOLI
RR# 1V4
For questions about your accounts:
Local: 858 453 0626
In-State: 858 453 0626
National: 877 959 8400

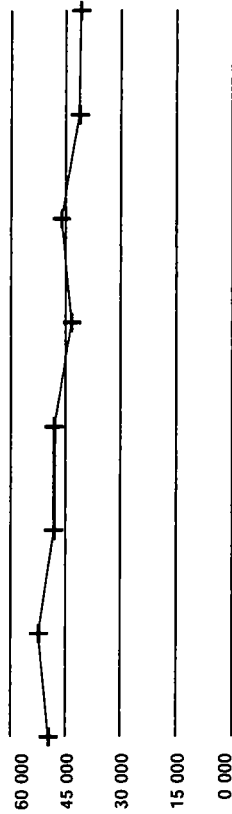
FOR YOUR INFORMATION

1st Global requests that you provide any necessary updates to the information currently on file with us regarding your financial situation or investment objectives

TOTAL VALUE OF YOUR PORTFOLIO **\$41,032.31**

CHANGE IN VALUE OF YOUR PORTFOLIO

\$ thousands



Change In Value Of Your Portfolio information can be found in Miscellaneous Footnotes at the end of this statement

Account carried with National Financial Services LLC, Member
NYSE, SIPC

Statement for the Period April 1, 2012 to April 30, 2012
 THE FRIEDHEIM FOUNDATION - Corporation
 Account Number ECJ-533343



1st GLOBAL CAPITAL CORP.

Account Overview

CHANGE IN ACCOUNT VALUE	Current Period	Year-to-Date
BEGINNING VALUE	\$41,366.37	\$46,239.98
Additions and Withdrawals	\$0.00	(\$7,531.00)
Income	\$41.50	\$209.57
Taxes, Fees and Expenses	(\$259.44)	(\$409.72)
Change in Investment Value	(\$116.12)	\$2,523.48
ENDING VALUE (AS OF 04/30/12)	\$41,032.31	\$41,032.31

Refer to Miscellaneous Footnotes for more information on Change in Investment Value


INCOME	Current Period	Year-to-Date
TAXABLE		
Taxable Dividends	\$41.50	\$209.57
TOTAL TAXABLE	\$41.50	\$209.57
TOTAL INCOME	\$41.50	\$209.57

Taxable income is determined based on information available to NIS at the time the statement was prepared, and is subject to change based on taxation on interest and dividends is available on Form 1099-Div, which is mailed in February of the subsequent year

TAXES, FEES AND EXPENSES	Current Period	Year-to-Date
Account Fees	(\$259.44)	(\$409.72)
TOTAL TAXES, FEES AND EXPENSES	(\$259.44)	(\$409.72)

ACCOUNT ALLOCATION

Money Markets 1.3%
 Fixed Income 6.1%



Equities 92.6%

	Percent	Prior Period	Current Period
Money Markets	1.3%	\$736.43	\$518.49
Equities	92.6	\$38,109.51	\$38,016.09
Fixed Income	6.1	\$2,520.43	\$2,497.73
TOTAL	100.0%	\$41,366.37	\$41,032.31

Account Allocation shows the percentage that each asset class represents of your total account value. Account Allocation for equities, fixed income, and other categories may include mutual funds and may be net of short positions. NIS has made assumptions concerning how certain mutual funds are allocated. Closed-end mutual funds and EFTs listed on an exchange may be included in the equity allocation. The chart may not reflect your actual portfolio allocation. Consult your broker dealer prior to making investment decisions.

Statement for the Period April 1, 2012 to April 30, 2012
 THE FRIEDHEIM FOUNDATION - Corporation
 Account Number ECJ-533343



1st GLOBAL CAPITAL Corp.

Account Overview *continued*

REALIZED GAIN (LOSS)	Current Period	Year-to-Date
Short Term Gain	\$0.00	\$0.00
Short Term Loss	\$0.00	\$0.00
Disallowed Short Term Loss	\$0.00	\$0.00
TOTAL SHORT TERM GAIN (LOSS)	\$0.00	\$0.00
Long Term Gain	\$0.00	\$689.50
Long Term Loss	\$0.00	\$51.24
Disallowed Long Term Loss	\$0.00	\$51.24
TOTAL LONG TERM GAIN (LOSS)	\$0.00	\$689.50

Not provided on basis, realized gain (loss) and holding period information may not reflect all adjustments necessary for your tax reporting purposes. Please refer to Footnotes and Cost Basis Information at the end of this statement for more information.

MESSAGES AND ALERTS

A powerful online brokerage account experience is coming in February! 1st Global is excited to announce that National Financial Services is enhancing the myStreetscape website with several changes, which include the following: New and improved site navigation, quick access to your information, new customizable positions page, robust market data and research tools. In addition, Mobile apps for myStreetscape will be available for smartphone, iPhone and Android users. If you have not yet signed up for online access to view your accounts, please contact your financial advisor for assistance.

Statement for the Period April 1, 2012 to April 30, 2012
 THE FRIEDHEIM FOUNDATION - Corporation
 Account Number ECJ-533343



1st GLOBAL CAPITAL CORP.

Holdings

NFS-provided cost basis, realized gain (loss) and holding period information may not reflect all adjustments necessary for your tax reporting purposes. Please refer to Footnotes and Cost Basis Information at the end of this statement for more information.

CASH AND CASH EQUIVALENTS - 1.26% of Total Account Value

Description	Symbol/Cusip Account Type	Quantity	Price on 04/30/12	Current Market Value	Prior Market Value	Estimated Annual Income
Money Markets						
PRIME FUND CAPITAL RESERVES CLASS	FPRXX CASH	518.49	\$1.00	\$518.49	\$736.43	
7 DAY YIELD 01% Dividend Option Reinvest Capital Gain Option Reinvest						
Total Cash and Cash Equivalents				\$518.49		

HOLDINGS > EQUITIES - 92.65% of Total Account Value

Description	Symbol/Cusip Account Type	Quantity	Price on 04/30/12	Current Market Value	Prior Market Value	Estimated Annual Income	Total Cost Basis	Unrealized Gain (Loss)
Equity								
ISHARES BARCLAYS U S AGGREGATE BD FD Estimated Yield 2.74% Dividend Option Cash Capital Gain Option Cash	AGG CASH	133	\$110.60	\$14,709.80	\$14,610.05	\$403.70	\$13,859.48	\$850.32
ISHARES TR COHEN & STEERS REALTY MAJORS INDEX FD Estimated Yield 2.79% Dividend Option Cash Capital Gain Option Cash	ICF CASH	31	\$78.74	\$2,440.94	\$2,375.84	\$68.21	\$2,635.25	(\$194.31)

Statement for the Period April 1, 2012 to April 30, 2012
 THE FRIEDHEIM FOUNDATION - Corporation
 Account Number ECJ-533343



1st GLOBAL CAPITAL Corp.

HOLDINGS > EQUITIES *continued*

Description	Symbol/Cusip Account Type	Quantity	Price on 04/30/12	Current Market Value	Prior Market Value	Estimated Annual Income	Total Cost Basis	Unrealized Gain (Loss)
ISHARES TR MSCI LEAFE INDEX FD	EFA CASH	77	\$53.75	\$4,138.75	\$4,226.53	\$131.69	\$4,065.54	\$73.21
Estimated Yield 3.18%								
Dividend Option Cash								
Capital Gain Option Cash								
ISHARES TR MSCI EMERGING MKTS INDEX FD	EEM CASH	40	\$42.215	\$1,688.60	\$1,717.80	\$32.32	\$1,183.78	\$504.82
Estimated Yield 1.91%								
Dividend Option Cash								
Capital Gain Option Cash								
ISHARES TR RUSSELL 2000 INDEX FD	IWM CASH	52	\$81.47	\$4,236.44	\$4,306.12	\$57.85	\$3,642.04	\$594.40
Estimated Yield 1.36%								
Dividend Option Cash								
Capital Gain Option Cash								
ISHARES TR S&P 500 INDEX FD	IIV CASH	77	\$140.28	\$10,801.56	\$10,873.17	\$203.09	\$9,526.96	\$1,274.60
Estimated Yield 1.88%								
Dividend Option Cash								
Capital Gain Option Cash								
Total Equity				\$38,016.09		\$896.86	\$34,913.05	\$3,103.04
Total Equities				\$38,016.09		\$896.86	\$34,913.05	\$3,103.04

HOLDINGS > MUTUAL FUNDS - 6.09% of Total Account Value

Description	Symbol/Cusip Account Type	Quantity	Price on 04/30/12	Current Market Value	Prior Market Value	Estimated Annual Income	Total Cost Basis	Unrealized Gain (Loss)
Fixed Income								
GOLDMAN SACHS COMM STRATEGY INSTL CL SH	GCCX CASH	201.491	\$6.11	\$1,231.11	\$1,241.18	\$25.95	\$1,213.66	\$17.45
Estimated Yield 2.10%								
Dividend Option Cash								
Capital Gain Option Cash								

Statement for the Period April 1, 2012 to April 30, 2012
 THE FRIEDHEIM FOUNDATION - Corporation
 Account Number ECJ-533343



1st GLOBAL CAPITAL Corp.

HOLDINGS > MUTUAL FUNDS *continued*

Description	Symbol/Cusip Account Type	Quantity	Price on 04/30/12	Current Market Value	Prior Market Value	Estimated Annual Income	Total Cost Basis	Unrealized Gain (Loss)
PIMCO COMMODITIES PLUS STRATEGY INSTL	PCLIX CASH	114 834	\$11 03	\$1,266 62	\$1,279 25		\$1,213 87	\$52 75
Dividend Option Cash								
Capital Gain Option Cash								
Total Fixed Income				\$2,497.73		\$25.95	\$2,427.53	\$70.20
Total Mutual Funds				\$2,497.73		\$25.95	\$2,427.53	\$70.20
Total Securities				\$40,513.82		\$922.81	\$37,340.58	\$3,173.24
TOTAL PORTFOLIO VALUE				\$41,032 31		\$922.81	\$37,340.58	\$3,173.24

Activity

CORE FUND ACTIVITY

Settlement Date	Account Type	Transaction	Description	Quantity	Amount
04/02/12	CASH	YOU SOLD	PRIME FUND CAPITAL RESERVES CLASS @ 1	(115 85)	\$115 85
04/09/12	CASH	YOU BOUGHT	PRIME FUND CAPITAL RESERVES CLASS @ 1	32 35	(\$32 35)
04/12/12	CASH	YOU SOLD	PRIME FUND CAPITAL RESERVES CLASS @ 1	(134 44)	\$134 44
TOTAL CORE FUND ACTIVITY					\$217 94

Statement for the Period April 1, 2012 to April 30, 2012
 THE FRIEDHEIM FOUNDATION - Corporation
 Account Number ECJ-533343



1st GLOBAL CAPITAL Corp.

ACTIVITY > INCOME > TAXABLE INCOME

Settlement Date	Account Type	Transaction	Description	Quantity	Amount
Taxable Dividends					
03/30/12	CASH	DIVIDEND RECEIVED	GOLDMAN SACHS COMM STRATEGY INSTL CL SH	\$9.15	\$9.15
04/09/12	CASH	DIVIDEND RECEIVED	ISHARES BARCLAYS U S AGGREGATE BD FD	\$32.35	\$32.35
Total Taxable Dividends					\$41.50
Total Taxable Income					\$41.50
TOTAL INCOME					\$41.50

ACTIVITY > TAXES, FEES AND EXPENSES

Settlement Date	Account Type	Transaction	Description	Quantity	Amount
Account Fees					
04/02/12	CASH	FEE PAID	BR PORT GOLD FEE ON 03/30/2012		(\$125.00)
04/12/12	CASH	PORTFOLIO SRVCS FEE	2ND QTR 2012 ADV FEE FEE ID 414793		(\$134.44)
Total Account Fees					(\$259.44)
TOTAL TAXES, FEES AND EXPENSES					(\$259.44)

Statement for the Period April 1, 2012 to April 30, 2012

THE FRIEDHEIM FOUNDATION - Corporation
Account Number ECJ-533343



1st GLOBAL CAPITAL Corp.

Footnotes and Cost Basis Information

Amortization, accretion and similar adjustments to cost basis have been provided for many fixed income securities (and some bond-like equities), however, they are not provided for certain types, such as short-term instruments, Unit Investment Trusts, foreign fixed income securities, or those that are subject to early prepayment of principal (pay downs). Where current year premium or acquisition premium amortization is provided, the prior years' cumulative amortization is reflected in the adjusted cost basis, but we cannot provide a breakdown or the total of such prior amortization amounts.

LIMITATION ON COST BASIS INFORMATION NFS's cost basis information system has a cumulative lifetime limit on how much activity it can track for each individual security position in an account. For this purpose, each buy, sell, dividend, wash sale disallowed loss, stock split, stock merger, etc. is an event. For some customers, this limit can be reached with approximately 1500 events. Upon reaching the limit, the system no longer displays or tracks cost basis information for the affected position, and such information will usually show as not available or unknown. Once the limit is reached, all cost basis information for the affected position will need to be tracked and updated by you, the investor.

Starting in 2011, the way that cost basis and related information is tracked and reported will change due to new federal tax rules. As a result, your official 1099-B forms for certain transactions will reflect which lots have been sold for tax purposes. To apply a specific identification cost basis method to 1099-B reporting, appropriate instructions must be on file with NFS or be received by NFS before the trade has settled. Absent such instructions, NFS determines cost basis at the time of sale based on its default methods of average cost (for open-end mutual funds and first-in, first-out (FIFO) for all other securities (including ETFs)). NFS applies FIFO (or other disposal method, if applicable) based on its records, which may be different from yours. For transactions that are not subject to 1099-B cost basis reporting, you should refer to your trade confirmations and other applicable records to determine which lots were considered sold for tax purposes.

While NFS must meet IRS requirements with respect to certain information required to be reported to the IRS, NFS-provided cost basis, realized gain and loss, and holding period information may not reflect all adjustments necessary for your tax reporting purposes. Taxpayers should verify such information when calculating reportable gain or loss from a sale, redemption or exchange. NFS is not responsible for your use of this information in meeting your federal, state, and other tax obligations. NFS makes no warranties with respect to and specifically disclaims any liability arising out of a customer's use of, or any tax position taken in reliance upon, such information.

Consult your tax advisor for further information.

For investments in partnerships, NFS does not make any adjustments to cost basis information as the calculation of basis in such investments requires supplemental information from the partnership on its income and distributions during the period you held your investment. Partnerships usually provide this additional information on a Form K-1 issued by April 15th of the following year.

Cost basis and gain/loss information is provided as a service to corporate accounts. The information listed in the year-to-date gain/loss summary section is based on a calendar year (January - December). If your business/entity has a fiscal year end other than December 31st for tax purposes, the year-to-date information will not apply if you have questions about your tax situation, consult your tax advisor.

ENV# CEBBCBPWBBQMG_P_BBBBB
1ST GLOBAL CAPITAL CORPORATION
8150 NO CENTRAL EXPWY
SUITE 500
DALLAS TX 75206

THE FRIEDHEIM FOUNDATION
2036 EMERALD ST
SAN DIEGO CA 92109



1st GLOBAL CAPITAL Corp.

STATEMENT FOR THE PERIOD MAY 1, 2012 TO MAY 31, 2012

THE FRIEDHEIM FOUNDATION - Corporation
Account Number ECJ-533343

YOUR ACCOUNT EXECUTIVE IS:
MICHELE TUTOLI
RR#. 1V4
For questions about your accounts:
Local. 858 453 0626
In-State: 858 453 0626
National. 877 959 8400

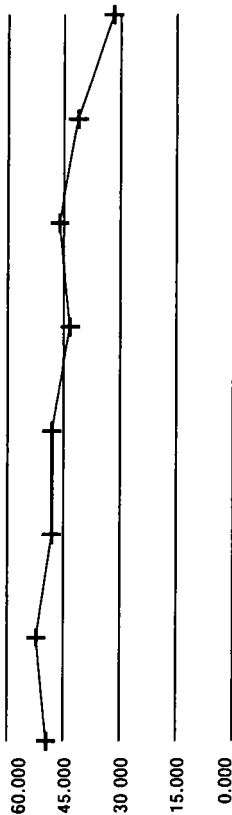
FOR YOUR INFORMATION

1st Global requests that you provide any necessary updates to the information currently on file with us regarding your financial situation or investment objectives

TOTAL VALUE OF YOUR PORTFOLIO **\$32,054.86**

CHANGE IN VALUE OF YOUR PORTFOLIO

\$ thousands



0.000

09/10 12/10 03/11 06/11 09/11 12/11 03/12 CURRENT

Change In Value Of Your Portfolio information can be found in Miscellaneous Footnotes at the end of this statement

Account carried with National Financial Services LLC, Member
NYSE SIPC

Statement for the Period May 1, 2012 to May 31, 2012
 THE FRIEDHEIM FOUNDATION - Corporation
 Account Number ECJ-533343



1st GLOBAL CAPITAL CORP.

Account Overview

CHANGE IN ACCOUNT VALUE	Current Period	Year-to-Date
BEGINNING VALUE	\$41,032.31	\$46,239.98
Additions and Withdrawals	(\$10.00)	(\$7,541.00)
Income	\$30.65	\$240.22
Taxes, Fees and Expenses	\$0.00	(\$409.72)
Change in Investment Value	(\$8,998.10)	(\$6,474.62)
ENDING VALUE (AS OF 05/31/12)	\$32,054.86	\$32,054.86

Refer to Miscellaneous Footnotes for more information on Change in Investment Value


INCOME	Current Period	Year-to-Date
TAXABLE		
Taxable Dividends	\$30.65	\$240.22
TOTAL TAXABLE	\$30.65	\$240.22
TOTAL INCOME	\$30.65	\$240.22

Taxable income is determined based on information available to NIS at the time the statement was prepared, and is subject to change. Final information on taxation of interest and dividends is available on Form 1099-Div, which is mailed in February of the subsequent year.

TAXES, FEES AND EXPENSES	Current Period	Year-to-Date
Account Fees	\$0.00	(\$409.72)
TOTAL TAXES, FEES AND EXPENSES	\$0.00	(\$409.72)

ACCOUNT ALLOCATION

Fixed Income 2.4%
 Money Markets 5.3%



Equities 92.3%

	Percent	Prior Period	Current Period
Money Markets	5.3%	\$518.49	\$1,703.59
Equities	92.3	\$38,016.09	\$29,579.95
Fixed Income	2.4	\$2,497.73	\$771.32
TOTAL	100.0%	\$41,032.31	\$32,054.86

Account Allocation shows the percentage that each asset class represents of your total account value. Account Allocation for equities, fixed income, and other categories may include mutual funds and may be net of short positions. NIS has made assumptions concerning how certain mutual funds are allocated (levered and mutual funds and Exchange Traded Funds (ETFs) listed on an exchange may be included in the equity allocation. The chart may not reflect your actual portfolio allocation. Consult your broker dealer prior to making investment decisions.

Statement for the Period May 1, 2012 to May 31, 2012

THE FRIEDHEIM FOUNDATION - Corporation
Account Number ECJ-533343



1st GLOBAL CAPITAL CORP.

Account Overview *continued*

	<i>Current Period</i>	<i>Year-to-Date</i>
REALIZED GAIN (LOSS)		
Short Term Gain	\$0 00	\$0 00
Short Term Loss	\$78 85	\$78 85
Disallowed Short Term Loss	\$0 00	\$0 00
TOTAL SHORT TERM GAIN (LOSS)	(\$78.85)	(\$78.85)
Long Term Gain	\$1,955 58	\$2,645 08
Long Term Loss	\$495 53	\$546 77
Disallowed Long Term Loss	\$0.00	\$51 24
TOTAL LONG TERM GAIN (LOSS)	\$1,460.05	\$2,149.55

Not provided cost basis, realized gain (loss) and holding period information may not reflect all adjustments necessary for your tax reporting purposes. Please refer to Footnotes and Cost Basis Information at the end of this statement for more information.

Statement for the Period May 1, 2012 to May 31, 2012
 THE FRIEDHEIM FOUNDATION - Corporation
 Account Number ECJ-533343



1st GLOBAL CAPITAL Corp.

Holdings

NFS-provided cost basis, realized gain (loss) and holding period information may not reflect all adjustments necessary for your tax reporting purposes. Please refer to Footnotes and Cost Basis Information at the end of this statement for more information.

CASH AND CASH EQUIVALENTS - 5.31% of Total Account Value

Description	Symbol/Cusip Account Type	Quantity	Price on 05/31/12	Current Market Value	Prior Market Value	Estimated Annual Income	Unrealized Gain (Loss)
Money Markets							
PRIME FUND CAPITAL RESERVES CLASS	FPRXX CASH	1,703.59	\$1.00	\$1,703.59	\$518.49		
7 DAY YIELD 01% Dividend Option Reinvest Capital Gain Option Reinvest							
Total Cash and Cash Equivalents				\$1,703.59			

HOLDINGS > EQUITIES - 92.28% of Total Account Value

Description	Symbol/Cusip Account Type	Quantity	Price on 05/31/12	Current Market Value	Prior Market Value	Estimated Annual Income	Total Cost Basis	Unrealized Gain (Loss)
Equity								
FACEBOOK INC COM USD0.000006 CL A	FB CASH	610	\$29.60	\$18,056.00	unavailable		\$25,149.83	(\$7,093.83)
Dividend Option Cash Capital Gain Option Cash								
ISHARES BARCLAYS U S AGGREGATE BD FD	AGG CASH	42	\$111.56	\$4,685.52	\$14,709.80	\$123.89	\$4,408.99	\$276.53
Estimated Yield 2.64% Dividend Option Cash Capital Gain Option Cash								

Statement for the Period May 1, 2012 to May 31, 2012

THE FRIEDHEIM FOUNDATION - Corporation
 Account Number ECJ-533343



1st GLOBAL CAPITAL Corp.

HOLDINGS > EQUITIES *continued*

Description	Symbol/Cusip Account Type	Quantity	Price on 05/31/12	Current Market Value	Prior Market Value	Estimated Annual Income	Total Cost Basis	Unrealized Gain (Loss)
ISHARES TR COHEN & STEERS REALTY MAJORS INDEX FD	ICF CASH	10	\$75.18	\$751.80	\$2,440.94	\$22.00	\$981.06	(\$229.26)
Estimated Yield								
Dividend Option Cash								
Capital Gain Option Cash								
ISHARES TR MSCI EAFE INDEX FD	EFA CASH	25	\$47.76	\$1,194.00	\$4,138.75	\$42.76	\$1,317.21	(\$123.21)
Estimated Yield								
Dividend Option Cash								
Capital Gain Option Cash								
ISHARES TR MSCI EMERGING MKTS INDEX FD	EEM CASH	13	\$37.70	\$490.10	\$1,688.60	\$10.50	\$384.73	\$105.37
Estimated Yield								
Dividend Option Cash								
Capital Gain Option Cash								
ISHARES TR RUSSELL 2000 INDEX FD	IWM CASH	18	\$76.11	\$1,369.98	\$4,236.44	\$20.03	\$1,393.68	(\$23.70)
Estimated Yield								
Dividend Option Cash								
Capital Gain Option Cash								
ISHARES TR S&P 500 INDEX FD	IVV CASH	23	\$131.85	\$3,032.55	\$10,801.56	\$60.66	\$3,073.15	(\$40.60)
Estimated Yield								
Dividend Option Cash								
Capital Gain Option Cash								
Total Equity				\$29,579.95		\$279.84	\$36,708.65	(\$7,128.70)
Total Equities				\$29,579.95		\$279.84	\$36,708.65	(\$7,128.70)

Statement for the Period May 1, 2012 to May 31, 2012
 THE FRIEDHEIM FOUNDATION - Corporation
 Account Number ECJ-533343



1st GLOBAL CAPITAL CORP.

HOLDINGS > MUTUAL FUNDS - 2.41% of Total Account Value

Description	Symbol/Cusip Account Type	Quantity	Price on 05/31/12	Current Market Value	Prior Market Value	Estimated Annual Income	Total Cost Basis	Unrealized Gain (Loss)
Fixed Income								
GOLDMAN SACHS COMM STRATEGY	GCCIX	67.323	\$5.33	\$358.83	\$1,231.11	\$8.67	\$405.97	(\$47.14)
INSTL CL SH	CASH							
Estimated Yield	2.41%							
Dividend Option Cash								
Capital Gain Option Cash								
PIMCO COMMODITIES PLUS STRATEGY								
INSTL	PCLIX	41.877	\$9.85	\$412.49	\$1,266.62		\$442.71	(\$30.22)
Dividend Option Cash	CASH							
Capital Gain Option Cash								
Total Fixed Income								
				\$771.32		\$8.67	\$848.68	(\$77.36)
Total Mutual Funds								
				\$771.32		\$8.67	\$848.68	(\$77.36)
Total Securities								
				\$30,351.27		\$288.51	\$37,557.33	(\$7,206.06)
TOTAL PORTFOLIO VALUE								
				\$32,054.86		\$288.51	\$37,557.33	(\$7,206.06)

Statement for the Period May 1, 2012 to May 31, 2012

THE FRIEDHEIM FOUNDATION - Corporation
 Account Number ECJ-533343



1st GLOBAL CAPITAL CORP.

Activity

NFS-provided cost basis, realized gain (loss) and holding period information may not reflect all adjustments necessary for your tax reporting purposes. Please refer to Footnotes and Cost Basis Information at the end of this statement for more information.

TRADING

Settlement Date	Account Type	Transaction	Description	Quantity	Amount	Total Cost Basis	Realized Gain (Loss)
Securities Purchased							
05/23/12	CASH	YOU BOUGHT	FACEBOOK INC COM USD0 000006 CL A @ 41.2192	50	(\$2,060.96)	\$2,060.96	
05/23/12	CASH	YOU BOUGHT	FACEBOOK INC COM USD0 000006 CL A @ 41.2187	100	(\$4,136.87)	\$4,136.87	
05/23/12	CASH	YOU BOUGHT	FACEBOOK INC COM USD0.000006 CL A @ 41.20	460	(\$18,952.00)	\$18,952.00	
Total Securities Purchased					(\$25,149.83)		
Securities Sold							
05/21/12	CASH	YOU SOLD	PIMCO COMMODITIES PLUS STRATEGY INSTL SOLICITED ORDER @ 10 28 ST Loss \$21 16	(72.957)	\$750.00	\$771.16	(\$21.16)
05/23/12	CASH	YOU SOLD	GOLDMAN SACHS COMM STRATEGY INSTL CL SH SOLICITED ORDER @ 5 59 ST Loss \$57 69	(134.168)	\$750.00	\$807.69	(\$57.69)
05/23/12	CASH	YOU SOLD	ISHARES TR S&P 500 INDEX FD SOLICITED ORDER @ 131 03 LT Gain \$621 65	(54)	\$7,075.46	\$6,453.81	\$621.65
05/23/12	CASH	YOU SOLD	ISHARES BARCLAYS U S AGGREGATE BD FD SOLICITED ORDER @ 111 LT Gain \$650 28	(91)	\$10,100.77	\$9,450.49	\$650.28
05/23/12	CASH	YOU SOLD	ISHARES TR MSCI EMERGING MKTS INDEX FD SOLICITED ORDER @ 37 49 LT Gain \$213 15	(27)	\$1,012.20	\$799.05	\$213.15

Statement for the Period May 1, 2012 to May 31, 2012
 THE FRIEDHEIM FOUNDATION - Corporation
 Account Number ECJ-533343



1st GLOBAL CAPITAL Corp.

TRADING *continued*

Settlement Date	Account Type	Transaction	Description	Quantity	Amount	Total Cost Basis	Realized Gain (Loss)
05/23/12	CASH	YOU SOLD	ISHARES TR MSCI EAFE INDEX FD SOLICITED ORDER @ 48 2701 LT Loss \$238 34	(52)	\$2,509 99	\$2,748 33	(\$238 34)
05/23/12	CASH	YOU SOLD	ISHARES TR COHEN & STEERS REALTY MAJORS INDEX FD SOLICITED ORDER @ 74 1001 LT Gain \$141 95 LT Loss \$240 08	(21)	\$1,556 06	\$1,654 19	(\$98 13)
05/23/12	CASH	YOU SOLD	ISHARES TR RUSSELL 2000 INDEX FD SOLICITED ORDER @ 75 29 LT Gain \$328 55 LT Loss \$17 11	(34)	\$2,559 80	\$2,248 36	\$311 44
Total Securities Sold							\$26,314.28

ACTIVITY > CORE FUND ACTIVITY

Settlement Date	Account Type	Transaction	Description	Quantity	Amount
05/07/12	CASH	YOU BOUGHT	PRIME FUND CAPITAL RESERVES CLASS @ 1	30 64	(\$30,64)
05/21/12	CASH	YOU BOUGHT	PRIME FUND CAPITAL RESERVES CLASS @ 1	740	(\$740 00)
05/23/12	CASH	YOU BOUGHT	PRIME FUND CAPITAL RESERVES CLASS @ 1	414 45	(\$414 45)
05/31/12	CASH	REINVESTMENT	PRIME FUND CAPITAL RESERVES CLASS REINVEST @ \$1 000	0 01	(\$0 01)
TOTAL CORE FUND ACTIVITY					(\$1,185 10)

ACTIVITY > ADDITIONS AND WITHDRAWALS > CHECKING ACTIVITY

Date	Check Number	Payee Detail	Expense Code	Amount
05/21/12	1051	FRANCHISE TAX BOARD		(\$10 00)

Account carried with National Financial Services LLC, Member NYSE, SIPC

Statement for the Period May 1, 2012 to May 31, 2012

THE FRIEDHEIM FOUNDATION - Corporation
 Account Number ECJ-533343



1st GLOBAL CAPITAL Corp.

ACTIVITY > ADDITIONS AND WITHDRAWALS > CHECKING ACTIVITY *continued*

Date	Check Number	Payee Detail	Expense Code	Amount
Total Checking Activity				
				(\$10.00)

TOTAL ADDITIONS AND WITHDRAWALS

(\$10.00)

ACTIVITY > INCOME > TAXABLE INCOME

Settlement Date	Account Type	Transaction	Description	Quantity	Amount
Taxable Dividends					
05/07/12	CASH	DIVIDEND RECEIVED	ISHARES BARCLAYS U S AGGREGATE BD FD		\$30.64
05/31/12	CASH	DIVIDEND RECEIVED	PRIME FUND CAPITAL RESERVES CLASS DIVIDEND RECEIVED	\$0.01	\$0.01
Total Taxable Dividends					\$30.65
Total Taxable Income					\$30.65
TOTAL INCOME					\$30.65

Footnotes and Cost Basis Information

Amortization, accretion and similar adjustments to cost basis have been provided for many fixed income securities (and some bond-like equities), however, they are not provided for certain types, such as short-term instruments, Unit Investment Trusts, foreign fixed income securities, or those that are subject to early prepayment of principal (pay downs) Where current year premium or acquisition premium amortization is provided, the prior years' cumulative amortization is reflected in the adjusted cost basis, but we cannot provide a breakdown or the total of such prior amortization amounts

LIMITATION ON COST BASIS INFORMATION. NFS's cost basis information system has a cumulative lifetime limit on how much activity it can track for each individual security position in an account. For this purpose, each buy, sell, dividend, wash sale disallowed loss, stock split, stock merger, etc. is an event. For some customers, this limit can be reached with approximately 1500 events. Upon reaching the limit, the system no longer displays or tracks cost basis information for the affected position, and such information will usually show as not available or unknown. Once the limit is reached, all cost basis information for the affected position will need to be tracked and updated by you, the investor

Statement for the Period May 1, 2012 to May 31, 2012
THE FRIEDHEIM FOUNDATION - Corporation
Account Number ECJ-533343



1st GLOBAL CAPITAL Corp.

Footnotes and Cost Basis Information

continued

Starting in 2011, the way that cost basis and related information is tracked and reported will change due to new federal tax rules which lots have been sold for tax purposes. To apply a specific identification cost basis method to 1099-B reporting, appropriate instructions must be on file with NFS or be received by NFS before the trade has settled. Absent such instructions, NFS determines cost basis at the time of sale based on its default methods of average cost, first-in, first-out (FIFO) for all other securities (including ETFs). NFS applies FIFO (or other disposal method, if applicable) based on its records, which may be different from yours. For transactions that are not subject to 1099-B cost basis reporting, you should refer to your trade confirmations and other applicable records to determine which lots were considered sold for tax purposes.

While NFS must meet IRS requirements with respect to certain information required to be reported to the IRS, NFS-provided cost basis, realized gain and loss, and holding period information may not reflect all adjustments necessary for your tax reporting purposes. Taxpayers should verify such information when calculating reportable gain or loss from a sale, redemption or exchange. NFS is not responsible for your use of this information in meeting your federal, state, and other tax obligations. NFS makes no warranties with respect to and specifically disclaims any liability arising out of a customer's use of, or any tax position taken in reliance upon, such information.

Consult your tax advisor for further information.

For investments in partnerships, NFS does not make any adjustments to cost basis information as the calculation of basis in such investments requires supplemental information from the partnership on its income and distributions during the period you held your investment. Partnerships usually provide this additional information on a Form K-1 issued by April 15th of the following year.

Cost basis and gain/loss information is provided as a service to corporate accounts. The information listed in the year-to-date gain/loss summary section is based on a calendar year (January - December). If your business/entity has a fiscal year end other than December 31st for tax purposes, the year-to-date information will not apply. If you have questions about your tax situation, consult your tax advisor.

Miscellaneous Footnotes

CHANGE IN VALUE OF YOUR PORTFOLIO is the change in market value of your portfolio assets over the time period shown. The portfolio assets include the market value of all the securities in the account, plus insurance and annuity assets if applicable. The time frame of the graph is from account opening or September 2011, whichever is later, to the current period. Please note that large increases and/or declines in the change in the value of the portfolio can be due to additions, distribution and/or performance.

CHANGE IN INVESTMENT VALUE is the difference between the prior period and current period values which includes the difference between securities that were bought, sold and redeemed during this time period as well as any activity that occurred such as additions and withdrawals, securities transferred, income, expenses, and other activity. This does not reflect activity related to assets in which National Financial is not the custodian (e.g. Insurance and Annuities, Assets Held Away and Other Assets Held Away).

CALLABLE SECURITIES LOTTERY - When street name or bearer securities held for you are subject to a partial call or partial redemption by the issuer, NFS may or may not receive an allocation of called/redeemed securities by the issuer, transfer agent and/or depository. If NFS is allocated a portion of the called/redeemed securities, NFS utilizes an impartial lottery allocation system, in accordance with applicable rules, that randomly selects the securities within customer accounts that will be called/redeemed. NFS' allocations are not made on a pro rata basis and it is possible for you to receive a full or partial allocation, or no allocation. You have the right to withdraw uncalled fully paid securities at any time prior to the cutoff date and time established by the issuer, transfer agent and/or depository with respect to the partial call, and also to withdraw excess margin securities provided your account is not subject to restriction under Regulation T or such withdrawal will not cause an undermargined condition.

ENV# CEBBCDXTBBBVTOC_BBBBB
1ST GLOBAL CAPITAL CORPORATION
8150 NO CENTRAL EXPWY
SUITE 500
DALLAS TX 75206

THE FRIEDHEIM FOUNDATION
2036 EMERALD ST
SAN DIEGO CA 92109



1st GLOBAL CAPITAL Corp.

STATEMENT FOR THE PERIOD JUNE 1, 2012 TO JUNE 30, 2012

THE FRIEDHEIM FOUNDATION - Corporation
Account Number ECJ-533343

YOUR ACCOUNT EXECUTIVE IS:

MICHELE TUTOLI
RR# 1V4

For questions about your accounts:

Local: 858 453 0626
In-State: 858 453 0626
National: 877 959 8400

TOTAL VALUE OF YOUR PORTFOLIO

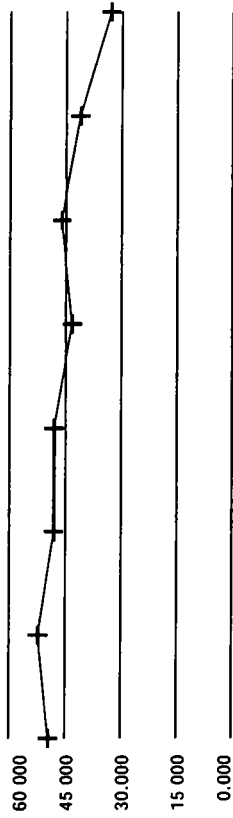
\$33,309.33

FOR YOUR INFORMATION

1st Global requests that you provide any necessary updates to the information currently on file with us regarding your financial situation or investment objectives.

CHANGE IN VALUE OF YOUR PORTFOLIO

\$ thousands



Change In Value Of Your Portfolio information can be found in Miscellaneous Footnotes at the end of this statement

Account carried with National Financial Services LLC, Member
NYSE, SIPC

Statement for the Period June 1, 2012 to June 30, 2012
 THE FRIEDHEIM FOUNDATION - Corporation
 Account Number ECJ-533343



1st GLOBAL CAPITAL CORP.

Account Overview

CHANGE IN ACCOUNT VALUE	Current Period	Year-to-Date
BEGINNING VALUE	\$32,054.86	\$46,239.98
Additions and Withdrawals	\$0.00	(\$7,541.00)
Income	\$65.43	\$305.65
Taxes, Fees and Expenses	\$0.00	(\$409.72)
Change in Investment Value	\$1,189.04	(\$5,285.58)
ENDING VALUE (AS OF 06/30/12)	\$33,309.33	\$33,309.33

Refer to Miscellaneous Footnotes for more information on Change in Investment Value


INCOME	Current Period	Year-to-Date
TAXABLE		
Taxable Dividends	\$65.43	\$305.65
TOTAL TAXABLE	\$65.43	\$305.65
TOTAL INCOME	\$65.43	\$305.65

Taxable income is determined based on information available to NIS at the time the statement was prepared, and is subject to change. Final information on taxation of interest and dividends is available on Form 1099-DIV, which is mailed in February of the subsequent year.

TAXES, FEES AND EXPENSES	Current Period	Year-to-Date
Account Fees	\$0.00	(\$409.72)
TOTAL TAXES, FEES AND EXPENSES	\$0.00	(\$409.72)

ACCOUNT ALLOCATION

Fixed Income 2.3%
 Money Markets 5.3%



Equities 92.4%

	Percent	Prior Period	Current Period
Money Markets	5.3%	\$1,703.59	\$1,769.02
Equities	92.4	\$29,579.95	\$30,764.04
Fixed Income	2.3	\$771.32	\$776.27
TOTAL	100.0%	\$32,054.86	\$33,309.33

Account Allocation shows the percentage that each asset class represents of your total account value. Account Allocation for equities, fixed income, and other categories may include mutual funds and may be net of short positions. NIS has made assumptions concerning how certain mutual funds are allocated to bond-equity mutual funds and Exchange Traded Funds (ETFs) based on an exchange may be included in the equity allocation. The chart may not reflect your actual portfolio allocation. Consult your broker dealer prior to making investment decisions.

Statement for the Period June 1, 2012 to June 30, 2012
 THE FRIEDHEIM FOUNDATION - Corporation
 Account Number ECJ-533343



1st GLOBAL CAPITAL Corp.

Account Overview *continued*

REALIZED GAIN (LOSS)	Current Period	Year-to-Date
Short Term Gain	\$0.00	\$0.00
Short Term Loss	\$0.00	\$78.85
Disallowed Short Term Loss	\$0.00	\$0.00
TOTAL SHORT TERM GAIN (LOSS)	\$0.00	(\$78.85)
Long Term Gain	\$0.00	\$2,645.08
Long Term Loss	\$0.00	\$546.77
Disallowed Long Term Loss	\$0.00	\$51.24
TOTAL LONG TERM GAIN (LOSS)	\$0.00	\$2,149.55

Not provided cost basis, realized gain (loss) and holding period information may not reflect all adjustments necessary for your tax reporting purposes. Please refer to 1099s and Cost Basis Information at the end of this statement for more information.

MESSAGES AND ALERTS

Please note starting with your July 2012 statement, certain transactions that were included in the Other Activity category will now be included in the Additions and Withdrawals category. These transactions include ACH and EFT transactions, wire transfers, inter bank payments, and transfers. This will impact the Current Period and Year to Date Values in the Change In Account Value section. Please contact your broker/advisor with any additional questions.

Statement for the Period June 1, 2012 to June 30, 2012
 THE FRIEDHEIM FOUNDATION - Corporation
 Account Number ECJ-533343



1st GLOBAL CAPITAL CORP.

Holdings

NFS-provided cost basis, realized gain (loss) and holding period information may not reflect all adjustments necessary for your tax reporting purposes. Please refer to Footnotes and Cost Basis Information at the end of this statement for more information.

CASH AND CASH EQUIVALENTS - 5.31% of Total Account Value

Description	Symbol/Cusip Account Type	Quantity	Price on 06/30/12	Current Market Value	Prior Market Value	Estimated Annual Income
Money Markets						
PRIME FUND CAPITAL RESERVES CLASS	FPRXX CASH	1,769.02	\$1.00	\$1,769.02	\$1,703.59	
7 DAY YIELD 01% Dividend Option Reinvest Capital Gain Option Reinvest						
Total Cash and Cash Equivalents				\$1,769.02		

HOLDINGS > EQUITIES - 92.36% of Total Account Value

Description	Symbol/Cusip Account Type	Quantity	Price on 06/30/12	Current Market Value	Prior Market Value	Estimated Annual Income	Total Cost Basis	Unrealized Gain (Loss)
Equity								
FACEBOOK INC COM USD0.000006 CL A Dividend Option Cash Capital Gain Option Cash	FB CASH	610	\$31.095	\$18,967.95	\$18,056.00		\$25,149.83	(\$6,181.88)
ISHARES BARCLAYS U S AGGREGATE BD FD Estimated Yield 2.58% Dividend Option Cash Capital Gain Option Cash	AGG CASH	42	\$111.30	\$4,674.60	\$4,685.52	\$120.76	\$4,408.99	\$265.61

Account carried with National Financial Services LLC, Member NYSE, SIPC

Statement for the Period June 1, 2012 to June 30, 2012

THE FRIEDHEIM FOUNDATION - Corporation
 Account Number ECJ-533343



1st GLOBAL CAPITAL Corp.

HOLDINGS > EQUITIES *continued*

Description	Symbol/Cusip Account Type	Quantity	Price on 06/30/12	Current Market Value	Prior Market Value	Estimated Annual Income	Total Cost Basis	Unrealized Gain (Loss)
ISHARES TR COHEN & STEERS REALTY MAJORS INDEX FD Estimated Yield 2.85% Dividend Option Cash Capital Gain Option Cash	ICF CASH	10	\$78.64	\$786.40	\$751.80	\$22.46	\$981.06	(\$194.66)
ISHARES TR MSCI EAFE INDEX FD Estimated Yield 3.44% Dividend Option Cash Capital Gain Option Cash	EFA CASH	25	\$49.96	\$1,249.00	\$1,194.00	\$42.96	\$1,317.21	(\$68.21)
ISHARES TR MSCI EMERGING MKTS INDEX FD Estimated Yield 2.08% Dividend Option Cash Capital Gain Option Cash	EEM CASH	13	\$39.135	\$508.76	\$490.10	\$10.60	\$384.73	\$124.03
ISHARES TR RUSSELL 2000 INDEX FD Estimated Yield 1.49% Dividend Option Cash Capital Gain Option Cash Next Dividend Payable 07/02/12	IWM CASH	18	\$79.56	\$1,432.08	\$1,369.98	\$21.45	\$1,393.68	\$38.40
ISHARES TR S&P 500 INDEX FD Estimated Yield 1.95% Dividend Option Cash Capital Gain Option Cash	IVV CASH	23	\$136.75	\$3,145.25	\$3,032.55	\$61.45	\$3,073.15	\$72.10
Total Equity				\$30,764.04		\$279.68	\$36,708.65	(\$5,944.61)
Total Equities				\$30,764.04		\$279.68	\$36,708.65	(\$5,944.61)

Account carried with National Financial Services LLC, Member
 NYSE, SIPC

Statement for the Period June 1, 2012 to June 30, 2012
 THE FRIEDHEIM FOUNDATION - Corporation
 Account Number ECJ-533343



1st GLOBAL CAPITAL Corp.

HOLDINGS > MUTUAL FUNDS - 2.33% of Total Account Value

Description	Symbol/Cusip Account Type	Quantity	Price on 06/30/12	Current Market Value	Prior Market Value	Estimated Annual Income	Total Cost Basis	Unrealized Gain (Loss)
Fixed Income								
GOLDMAN SACHS COMM STRATEGY INSTL CL SH	GCCIX CASH	67 323	\$5.36	\$360.85	\$358.83	\$8.67	\$405.97	(\$45.12)
Estimated Yield 2.40% Dividend Option Cash Capital Gain Option Cash								
PIMCO COMMODITIES PLUS STRATEGY								
INSTL	PCLIX CASH	41 877	\$9.92	\$415.42	\$412.49	\$70.14	\$442.71	(\$27.29)
Estimated Yield 16.88% Dividend Option Cash Capital Gain Option Cash								
Total Fixed Income								
				\$776.27		\$78.81	\$848.68	(\$72.41)
Total Mutual Funds								
				\$776.27		\$78.81	\$848.68	(\$72.41)
Total Securities								
				\$31,540.31		\$358.49	\$37,557.33	(\$6,017.02)
TOTAL PORTFOLIO VALUE								
				\$33,309.33		\$358.49	\$37,557.33	(\$6,017.02)

Activity

CORE FUND ACTIVITY

Settlement Date	Account Type	Transaction	Description	Quantity	Amount
06/07/12	CASH	YOU BOUGHT	PRIME FUND CAPITAL RESERVES CLASS @ 1	10.01	(\$10.01)

Account carried with National Financial Services LLC, Member NYSE, SIPC

Statement for the Period June 1, 2012 to June 30, 2012
 THE FRIEDHEIM FOUNDATION - Corporation
 Account Number ECJ-533343



1st GLOBAL CAPITAL Corp.

CORE FUND ACTIVITY *continued*

Settlement Date	Account Type	Transaction	Description	Quantity	Amount
06/22/12	CASH	YOU BOUGHT	PRIME FUND CAPITAL RESERVES CLASS @ 1	0.38	(\$0.38)
06/25/12	CASH	YOU BOUGHT	PRIME FUND CAPITAL RESERVES CLASS @ 1	147	(\$14.70)
06/28/12	CASH	YOU BOUGHT	PRIME FUND CAPITAL RESERVES CLASS @ 1	40.33	(\$40.33)
06/29/12	CASH	REINVESTMENT	PRIME FUND CAPITAL RESERVES CLASS REINVEST @ \$1,000	0.01	(\$0.01)
TOTAL CORE FUND ACTIVITY					(\$65.43)

ACTIVITY > INCOME > TAXABLE INCOME

Settlement Date	Account Type	Transaction	Description	Quantity	Amount
Taxable Dividends					
06/07/12	CASH	DIVIDEND RECEIVED	ISHARES BARCLAYS US AGGREGATE BD FD		\$10.01
06/21/12	CASH	DIVIDEND RECEIVED	PIMCO COMMODITIES PLUS STRATEGY INSTL		\$0.38
06/25/12	CASH	DIVIDEND RECEIVED	ISHARES TR S&P 500 INDEX FD		\$14.70
06/28/12	CASH	DIVIDEND RECEIVED	ISHARES TR MSCI EMERGING MKTS INDEX FD		\$6.09
06/28/12	CASH	DIVIDEND RECEIVED	ISHARES TR MSCI EAFE INDEX FD		\$28.73
06/28/12	CASH	DIVIDEND RECEIVED	ISHARES TR COHEN & STEERS REALTY MAJORS INDEX FD		\$5.51
06/29/12	CASH	DIVIDEND RECEIVED	PRIME FUND CAPITAL RESERVES CLASS DIVIDEND RECEIVED		\$0.01
Total Taxable Dividends					\$65.43
Total Taxable Income					\$65.43

Statement for the Period June 1, 2012 to June 30, 2012
 THE FRIEDHEIM FOUNDATION - Corporation
 Account Number ECJ-533343



1st GLOBAL CAPITAL CORP.

ACTIVITY *continued*

TOTAL INCOME Amount
\$65.43

Unrealized Gain (Loss) Lot Detail

NFS-provided cost basis, realized gain (loss) and holding period information may not reflect all adjustments necessary for your tax reporting purposes. Please refer to Footnotes and Cost Basis Information at the end of this statement for more information.

EQUITIES

Description	Account Type	Date Acquired	Symbol/Cusip	Price on 06/30/12	Quantity	Market Value	Cost Basis/Proceeds	Unrealized Gain (Loss)	Holding Period
FACEBOOK INC COM USD0 000006 CL	CASH	05/18/12	FB	\$31.095	100	\$3,109.50	\$4,136.87	(\$1,027.37)	ST
FACEBOOK INC COM USD0 000006 CL	CASH	05/18/12	FB	\$31.095	50	\$1,554.75	\$2,060.96	(\$506.21)	ST
FACEBOOK INC COM USD0 000006 CL	CASH	05/18/12	FB	\$31.095	460	\$14,303.70	\$18,952.00	(\$4,648.30)	ST
		Position Total			610	\$18,967.95	\$25,149.83	(\$6,181.88)	
ISHARES TR S&P 500 INDEX FD	CASH	02/02/05	IWV	\$136.75	9	\$1,230.75	\$1,075.63	\$155.12	LT
ISHARES TR S&P 500 INDEX FD	CASH	12/19/06	IWV	\$136.75	14	\$1,914.50	\$1,997.52	(\$83.02)	LT
		Position Total			23	\$3,145.25	\$3,073.15	\$72.10	
ISHARES BARCLAYS U S AGGREGATE BD FD	CASH	12/16/10	AGG	\$111.30	42	\$4,674.60	\$4,408.99	\$265.61	LT
ISHARES TR MSCI EMERGING MKTS INDEX FD	CASH	06/16/06	EEM	\$39.135	13	\$508.76	\$384.73	\$124.03	LT
ISHARES TR MSCI EAFE INDEX FD	CASH	02/02/05	EFA	\$49.96	6	\$299.76	\$317.12	(\$17.36)	LT

Account carried with National Financial Services L.L.C. Member NYSE, SIPC

Statement for the Period June 1, 2012 to June 30, 2012
 THE FRIEDHEIM FOUNDATION - Corporation
 Account Number ECJ-533343



1st GLOBAL CAPITAL Corp.

UNREALIZED GAIN (LOSS) LOT DETAIL > EQUITIES *continued*

Description	Account Type	Date Acquired	Symbol/Cusip	Price on 06/30/12	Quantity	Market Value	Cost Basis/Proceeds	Unrealized Gain (Loss)	Holding Period
ISHARES TR MSCI EAFE INDEX FD	CASH	12/28/11	EFA	\$49.96	19	\$949.24	\$1,000.09	(\$50.85)	
Position Total			EFA		25	\$1,249.00	\$1,317.21	(\$68.21)	
ISHARES TR COHEN & STEERS REALTY MAJORS INDEX FD	CASH	12/19/06	ICF	\$78.64	10	\$786.40	\$981.06	(\$194.66)	LT
ISHARES TR RUSSELL 2000 INDEX FD	CASH	12/19/06	IWM	\$79.56	18	\$1,432.08	\$1,393.68	\$38.40	LT
Total Equities					741	\$30,764.04	\$36,708.65	(\$5,944.62)	

UNREALIZED GAIN (LOSS) LOT DETAIL > MUTUAL FUNDS

Description	Account Type	Date Acquired	Symbol/Cusip	Price on 06/30/12	Quantity	Market Value	Cost Basis/Proceeds	Unrealized Gain (Loss)	Holding Period
GOLDMAN SACHS COMM STRATEGY INSTL CLSH		Various	GCCIX	\$5.36	67,323	\$360.85	\$405.97	(\$45.12)	ST
PIMCO COMMODITIES PLUS STRATEGY INSTL		Various	PCLIX	\$9.92	41,877	\$415.42	\$442.71	(\$27.29)	ST
Total Mutual Funds					109,200	\$776.27	\$848.68	(\$72.41)	

Footnotes and Cost Basis Information

Amortization, accretion and similar adjustments to cost basis have been provided for many fixed income securities (and some bond-like equities), however, they are not provided for certain types, such as short-term instruments, Unit Investment Trusts, foreign fixed income securities, or those that are subject to early prepayment of principal (pay downs) Where current year premium or acquisition premium amortization is provided, the prior years' cumulative amortization is reflected in the adjusted cost basis, but we cannot provide a breakdown or the total of such prior amortization amounts

LIMITATION ON COST BASIS INFORMATION. NFS's cost basis information system has a cumulative lifetime limit on how much activity it can track for each individual security position in an account. For this purpose, each buy, sell, dividend, wash sale disallowed loss, stock split, stock merger, etc. is an event. For some customers, this limit can be reached with approximately 1500 events. Upon reaching the limit, the system no longer displays or tracks cost basis information for the affected position, and such information will usually show as not available or unknown. Once the limit is reached, all cost basis information for the affected position will need to be tracked and updated by you, the investor

Statement for the Period June 1, 2012 to June 30, 2012

THE FRIEDHEIM FOUNDATION - Corporation
Account Number ECJ-533343



1st GLOBAL CAPITAL Corp.

Footnotes and Cost Basis Information

continued

Starting in 2011, the way that cost basis and related information is tracked and reported will change due to new federal tax rules which lots have been sold for tax purposes. To apply a specific identification cost basis method to 1099-B reporting, appropriate instructions must be on file with NFS or be received by NFS before the trade has settled. Absent such instructions, NFS determines cost basis at the time of sale based on its default methods of average cost (for open-end mutual funds and first-in, first-out (FIFO) for all other securities (including ETFs). NFS applies FIFO (or other disposal method, if applicable) based on its records, which may be different from yours. For transactions that are not subject to 1099-B cost basis reporting, you should refer to your trade confirmations and other applicable records to determine which lots were considered sold for tax purposes.

While NFS must meet IRS requirements with respect to certain information required to be reported to the IRS, NFS-provided cost basis, realized gain and loss, and holding period information may not reflect all adjustments necessary for your tax reporting purposes. Taxpayers should verify such information when calculating reportable gain or loss from a sale, redemption or exchange. NFS is not responsible for your use of this information in meeting your federal, state, and other tax obligations. NFS makes no warranties with respect to and specifically disclaims any liability arising out of a customer's use of, or any tax position taken in reliance upon, such information.

Consult your tax advisor for further information.

For investments in partnerships, NFS does not make any adjustments to cost basis information as the calculation of basis in such investments requires supplemental information from the partnership on its income and distributions during the period you held your investment. Partnerships usually provide this additional information on a Form K-1 issued by April 15th of the following year.

Cost basis and gain/loss information is provided as a service to corporate accounts. The information listed in the year-to-date gain/loss summary section is based on a calendar year (January - December). If your business/entity has a fiscal year end other than December 31st for tax purposes, the year-to-date information will not apply if you have questions about your tax situation, consult your tax advisor.

LT - Long-Term (Held more than twelve months) **ST** - Short-term (Held twelve months or less) **W** - Adjusted due to previous wash sale disallowed loss. Unless otherwise requested or noted, NFS adjusts cost basis information when a wash sale occurs within an account as the result of an identical security purchase. NFS does not report disallowed losses or adjust cost basis information related to wash sales triggered by sales and purchases of the same security within different accounts or by sales and purchases of substantially identical securities within the same or different accounts. You must check your own records across all of your NFS and non-NFS accounts to ensure that you are correctly accounting for losses related to any wash sales.

When you sell shares at a loss and buy additional shares of the same security within 30 days before or after the sale, the loss is disallowed for tax purposes (this is also known as a wash sale). NFS automatically adjusts your cost basis in the event of a wash sale. If you hold shares of the same security in more than one account, the combined activities could result in a disallowed loss that is not accounted for on your statement. A disallowed loss is added to the cost basis of the new acquisition.

ENV# CEBBCHMWBBBQSMV_BBBBB
1ST GLOBAL CAPITAL CORPORATION
8150 NO CENTRAL EXPWY
SUITE 500
DALLAS TX 75206

THE FRIEDHEIM FOUNDATION
2036 EMERALD ST
SAN DIEGO CA 92109



1st GLOBAL CAPITAL Corp.

STATEMENT FOR THE PERIOD JULY 1, 2012 TO JULY 31, 2012

THE FRIEDHEIM FOUNDATION - Corporation
Account Number ECJ-533343

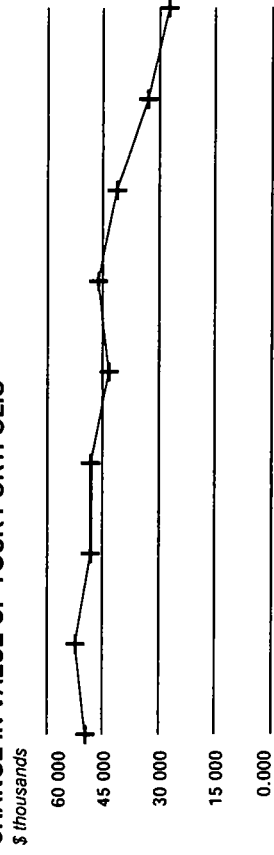
YOUR ACCOUNT EXECUTIVE IS: For questions about your accounts:
MICHELE TUTOLI Local: 858 453 0626
RR#: 1V4 In-State: 858 453 0626
National: 877 959 8400

FOR YOUR INFORMATION

1st Global requests that you provide any necessary updates to the information currently on file with us regarding your financial situation or investment objectives

TOTAL VALUE OF YOUR PORTFOLIO **\$27,623.59**

CHANGE IN VALUE OF YOUR PORTFOLIO



Change In Value Of Your Portfolio information can be found in Miscellaneous Footnotes at the end of this statement

Account carried with National Financial Services L.L.C. Member
NYSE, SIPC

Statement for the Period July 1, 2012 to July 31, 2012
 THE FRIEDHEIM FOUNDATION - Corporation
 Account Number ECJ-533343



1st GLOBAL CAPITAL Corp.

Account Overview

CHANGE IN ACCOUNT VALUE	Current Period	Year-to-Date
BEGINNING VALUE	\$33,309.33	\$46,239.98
Additions and Withdrawals	\$0.00	(\$7,541.00)
Income	\$16.18	\$321.83
Taxes, Fees and Expenses	(\$108.26)	(\$517.98)
Change in Investment Value	(\$5,593.66)	(\$10,879.24)
ENDING VALUE (AS OF 07/31/12)	\$27,623.59	\$27,623.59

Refer to Miscellaneous Footnotes for more information on Change in Investment Value

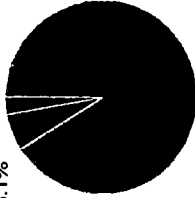
INCOME	Current Period	Year-to-Date
TAXABLE		
Taxable Dividends	\$16.18	\$321.83
TOTAL TAXABLE	\$16.18	\$321.83
TOTAL INCOME	\$16.18	\$321.83

Taxable income is determined based on information available to NIS at the time the statement was prepared, and is subject to change. Final information on taxation of interest and dividends is available on Form 1099-Div, which is mailed in February of the subsequent year.

TAXES, FEES AND EXPENSES	Current Period	Year-to-Date
Account Fees	(\$108.26)	(\$517.98)
TOTAL TAXES, FEES AND EXPENSES	(\$108.26)	(\$517.98)

ACCOUNT ALLOCATION

Fixed Income 3.0%
 Money Markets 6.1%



Equities 90.9%

	Percent	Prior Period	Current Period
Money Markets	6.1%	\$1,769.02	\$1,676.94
Equities	90.9	\$30,764.04	\$25,128.99
Fixed Income	3.0	\$776.27	\$817.66
TOTAL	100.0%	\$33,309.33	\$27,623.59

Account Allocation shows the percentage that each asset class represents of your total account value. Account Allocation for equities, fixed income, and other categories may include mutual funds and may be net of short positions. NIS has made assumptions concerning how certain mutual funds are allocated. Closed-end mutual funds and Exchange Traded Funds (ETFs) listed on an exchange may be included in the equity allocation. The chart may not reflect your actual portfolio allocation. Consult your broker dealer prior to making investment decisions.

Statement for the Period July 1, 2012 to July 31, 2012
 THE FRIEDHEIM FOUNDATION - Corporation
 Account Number ECJ-533343



1st GLOBAL CAPITAL Corp.

Account Overview *continued*

REALIZED GAIN (LOSS)	Current Period	Year-to-Date
Short Term Gain	\$0.00	\$0.00
Short Term Loss	\$0.00	\$78.85
Disallowed Short Term Loss	\$0.00	\$0.00
TOTAL SHORT TERM GAIN (LOSS)	\$0.00	(\$78.85)
Long Term Gain	\$0.00	\$2,645.08
Long Term Loss	\$0.00	\$546.77
Disallowed Long Term Loss	\$0.00	\$51.24
TOTAL LONG TERM GAIN (LOSS)	\$0.00	\$2,149.55

NI-S provided cost basis, realized gain (loss) and holding period information may not reflect all adjustments necessary for your tax reporting purposes. Please refer to Estimates and Cost Basis information at the end of this statement for more information.

MESSAGES AND ALERTS

Please note starting with your July 2012 statement, certain transactions that were included in the Other Activity category will now be included in the Additions and Withdrawals category. These transactions include ACH and EFT transactions, wire transfers, inter bank payments, and transfers. This will impact the Current Period and Year to Date Values in the Change In Account Value section. Please contact your broker/advisor with any additional questions.

Statement for the Period July 1, 2012 to July 31, 2012
 THE FRIEDHEIM FOUNDATION - Corporation
 Account Number ECJ-533343



1st GLOBAL CAPITAL Corp.

Holdings

NFS-provided cost basis, realized gain (loss) and holding period information may not reflect all adjustments necessary for tax purposes. Please refer to Footnotes and Cost Basis Information at the end of this statement for more information.

CASH AND CASH EQUIVALENTS - 6.07% of Total Account Value

Description	Symbol/Cusip Account Type	Quantity	Price on 07/31/12	Current Market Value	Prior Market Value	Estimated Annual Income
Money Markets						
PRIME FUND CAPITAL RESERVES CLASS	FPRXX CASH	1,676.94	\$1.00	\$1,676.94	\$1,769.02	
7 DAY YIELD 01% Dividend Option Reinvest Capital Gain Option Reinvest						
Total Cash and Cash Equivalents				\$1,676.94		

HOLDINGS > EQUITIES - 90.97% of Total Account Value

Description	Symbol/Cusip Account Type	Quantity	Price on 07/31/12	Current Market Value	Prior Market Value	Estimated Annual Income	Total Cost Basis	Unrealized Gain (Loss)
Equity								
FACEBOOK INC COM US00.000006 CL A	FB CASH	610	\$21.71	\$13,243.10	\$18,967.95		\$25,149.83	(\$11,906.73)
Dividend Option Cash Capital Gain Option Cash								
ISHARES BARCLAYS U S AGGREGATE BD FD	AGG CASH	42	\$112.59	\$4,728.78	\$4,674.60	\$117.39	\$4,408.99	\$319.79
Estimated Yield 2.48% Dividend Option Cash Capital Gain Option Cash								

Account carried with National Financial Services LLC Member NYSE, SIPC

Statement for the Period July 1, 2012 to July 31, 2012
 THE FRIEDHEIM FOUNDATION - Corporation
 Account Number ECJ-533343



1st GLOBAL CAPITAL Corp.

HOLDINGS > EQUITIES *continued*

Description	Symbol/Cusip Account Type	Quantity	Price on 07/31/12	Current Market Value	Prior Market Value	Estimated Annual Income	Total Cost Basis	Unrealized Gain (Loss)
ISHARES TR COHEN & STEERS REALTY MAJORS INDEX FD	ICF CASH	10	\$80.39	\$803.90	\$786.40	\$22.46	\$981.06	(\$177.16)
Estimated Yield 2.79%								
Dividend Option Cash								
Capital Gain Option Cash								
ISHARES TR MSCI EAFE INDEX FD	EFA CASH	25	\$50.00	\$1,250.00	\$1,249.00	\$42.96	\$1,317.21	(\$67.21)
Estimated Yield 3.43%								
Dividend Option Cash								
Capital Gain Option Cash								
ISHARES TR MSCI EMERGING MKTS INDEX FD	EEM CASH	13	\$39.12	\$508.56	\$508.76	\$10.60	\$384.73	\$123.83
Estimated Yield 2.08%								
Dividend Option Cash								
Capital Gain Option Cash								
ISHARES TR RUSSELL 2000 INDEX FD	IWM CASH	18	\$78.35	\$1,410.30	\$1,432.08	\$21.45	\$1,393.68	\$16.62
Estimated Yield 1.52%								
Dividend Option Cash								
Capital Gain Option Cash								
ISHARES TR S&P 500 INDEX FD	IVV CASH	23	\$138.45	\$3,184.35	\$3,145.25	\$61.45	\$3,073.15	\$111.20
Estimated Yield 1.93%								
Dividend Option Cash								
Capital Gain Option Cash								
Total Equity				\$25,128.99		\$276.31	\$36,708.65	(\$11,579.66)
Total Equities				\$25,128.99		\$276.31	\$36,708.65	(\$11,579.66)

Statement for the Period July 1, 2012 to July 31, 2012
 THE FRIEDHEIM FOUNDATION - Corporation
 Account Number ECJ-533343



1st GLOBAL CAPITAL Corp.

HOLDINGS > MUTUAL FUNDS - 2.96% of Total Account Value

Description	Symbol/Cusip Account Type	Quantity	Price on 07/31/12	Current Market Value	Prior Market Value	Estimated Annual Income	Total Cost Basis	Unrealized Gain (Loss)
Fixed Income								
GOLDMAN SACHS COMM STRATEGY	GCCIX	67.323	\$5.67	\$381.72	\$360.85		\$405.97	(\$24.25)
INSTL CL SH	CASH							
Dividend Option Cash								
Capital Gain Option Cash								
PIMCO COMMODITIES PLUS STRATEGY								
INSTL	PCLIX	41.877	\$10.41	\$435.94	\$415.42	\$70.14	\$442.71	(\$6.77)
Estimated Yield 16.08%								
Dividend Option Cash								
Capital Gain Option Cash								
Total Fixed Income								
				\$817.66		\$70.14	\$848.68	(\$31.02)
Total Mutual Funds								
				\$817.66		\$70.14	\$848.68	(\$31.02)
Total Securities								
				\$25,946.65		\$346.45	\$37,557.33	(\$11,610.68)
TOTAL PORTFOLIO VALUE								
				\$27,623.59		\$346.45	\$37,557.33	(\$11,610.68)

Activity

CORE FUND ACTIVITY

Settlement Date	Account Type	Transaction	Description	Quantity	Amount
07/02/12	CASH	YOU BOUGHT	PRIME FUND CAPITAL RESERVES CLASS @ 1	6.79	(\$6.79)

Account carried with National Financial Services LLC Member
 NYSE, SIPC

Statement for the Period July 1, 2012 to July 31, 2012
 THE FRIEDHEIM FOUNDATION - Corporation
 Account Number ECJ-533343



1st GLOBAL CAPITAL Corp.

CORE FUND ACTIVITY *continued*

Settlement Date	Account Type	Transaction	Description	Quantity	Amount
07/09/12	CASH	YOU BOUGHT	PRIME FUND CAPITAL RESERVES CLASS @ 1	9.38	(\$9.38)
07/11/12	CASH	YOU SOLD	PRIME FUND CAPITAL RESERVES CLASS @ 1	(108.26)	\$108.26
07/31/12	CASH	REINVESTMENT	PRIME FUND CAPITAL RESERVES CLASS REINVEST @ \$1,000	0.01	(\$0.01)
TOTAL CORE FUND ACTIVITY					\$92.08

ACTIVITY > INCOME > TAXABLE INCOME

Settlement Date	Account Type	Transaction	Description	Quantity	Amount
Taxable Dividends					
07/02/12	CASH	DIVIDEND RECEIVED	ISHARES TR RUSSELL 2000 INDEX FD		\$6.79
07/09/12	CASH	DIVIDEND RECEIVED	ISHARES BARCLAYS U S AGGREGATE BD FD		\$9.38
07/31/12	CASH	DIVIDEND RECEIVED	PRIME FUND CAPITAL RESERVES CLASS DIVIDEND RECEIVED		\$0.01
Total Taxable Dividends					\$16.18
Total Taxable Income					\$16.18
TOTAL INCOME					\$16.18

Statement for the Period July 1, 2012 to July 31, 2012

THE FRIEDHEIM FOUNDATION - Corporation
 Account Number ECJ-533343



1st GLOBAL CAPITAL Corp.

ACTIVITY > TAXES, FEES AND EXPENSES

Settlement Date	Account Type	Transaction	Description	Quantity	Amount
07/11/12	CASH	PORTFOLIO SRVCS FEE	3RD QTR 2012 ADV FEE FEE ID 447754		(\$108.26)
Total Account Fees					(\$108.26)
TOTAL TAXES, FEES AND EXPENSES					(\$108.26)

Footnotes and Cost Basis Information

Amortization, accretion and similar adjustments to cost basis have been provided for many fixed income securities (and some bond-like equities), however, they are not provided for certain types, such as short-term instruments, Unit Investment Trusts, foreign fixed income securities, or those that are subject to early prepayment of principal (pay downs) Where current year premium or acquisition premium amortization is provided, the prior years' cumulative amortization is reflected in the adjusted cost basis, but we cannot provide a breakdown or the total of such prior amortization amounts

NFS is required to report certain cost basis and related information to the IRS on the Form 1099-B Your official 1099-B forms for certain transactions will reflect which lots have been sold for tax purposes To apply a specific identification cost basis method to 1099-B reporting, appropriate instructions must be on file with NFS or be received by NFS before the trade has settled Absent such instructions, NFS determines cost basis at the time of sale based on its default methods of average cost for open-end mutual funds and first-in, first-out (FIFO) for all other securities (including ETFs) NFS applies FIFO (or other disposal method, if applicable) based on its records, which may be different from yours For transactions that are not subject to 1099-B cost basis reporting, you should refer to your trade confirmations and other applicable records to determine which lots were considered sold for tax purposes

While NFS must meet IRS requirements with respect to certain information required to be reported to the IRS, NFS-provided cost basis, realized gain and loss, and holding period information may not reflect all adjustments necessary for your tax reporting purposes NFS makes no warranties with respect to and specifically disclaims any liability arising out of a customer's use of, or any tax position taken in reliance upon, such information

For investments in partnerships, NFS does not make any adjustments to cost basis information as the calculation of basis in such investments requires supplemental information from the partnership on its income and distributions during the period you held your investment Partnerships usually provide this additional information on a Form K-1 issued by April 15th of the following year

Consult your tax advisor for further information

Cost basis and gain/loss information is provided as a service to corporate accounts The information listed in the year-to-date gain/loss summary section is based on a calendar year (January - December) If your business/entity has a fiscal year end other than December 31st for tax purposes, the year-to-date information will not apply If you have questions about your tax situation, consult your tax advisor

ENV# CEBBCKTXBBBQFWH_BBBBB
1ST GLOBAL CAPITAL CORPORATION
8150 NO CENTRAL EXPWY
SUITE 500
DALLAS TX 75206

THE FRIEDHEIM FOUNDATION
2036 EMERALD ST
SAN DIEGO CA 92109



1st GLOBAL CAPITAL Corp.

STATEMENT FOR THE PERIOD AUGUST 1, 2012 TO AUGUST 31, 2012

THE FRIEDHEIM FOUNDATION - Corporation
Account Number ECJ-533343

YOUR ACCOUNT EXECUTIVE IS:
MICHELE TUTOLI
RR# 1V4
For questions about your accounts:
Local: 858 453 0626
In-State: 858 453 0626
National: 877 959 8400

TOTAL VALUE OF YOUR PORTFOLIO

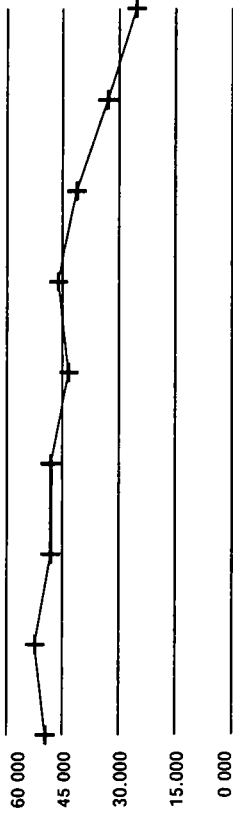
\$25,615.51

FOR YOUR INFORMATION

1st Global requests that you provide any necessary updates to the information currently on file with us regarding your financial situation or investment objectives

CHANGE IN VALUE OF YOUR PORTFOLIO

\$ thousands



0.000

09/10 12/10 03/11 06/11 09/11 12/11 03/12 06/12 CURRENT
Change In Value Of Your Portfolio information can be found in Miscellaneous Footnotes at the end of this statement

Account carried with National Financial Services L.L.C., Member
NYSE, SIPC

Statement for the Period August 1, 2012 to August 31, 2012

THE FRIEDHEIM FOUNDATION - Corporation
 Account Number ECJ-533343



1st GLOBAL CAPITAL Corp.

Account Overview

CHANGE IN ACCOUNT VALUE	Current Period	Year-to-Date
BEGINNING VALUE	\$27,623.59	\$46,239.98
Additions and Withdrawals	\$0.00	(\$7,541.00)
Income	\$9.25	\$331.08
Taxes, Fees and Expenses	\$0.00	(\$517.98)
Change in Investment Value	(\$2,017.33)	(\$12,896.57)
ENDING VALUE (AS OF 08/31/12)	\$25,615.51	\$25,615.51

Refer to Miscellaneous Footnotes for more information on Change in Investment Value

INCOME

TAXABLE	Current Period	Year-to-Date
Taxable Dividends	\$9.25	\$331.08
TOTAL TAXABLE	\$9.25	\$331.08
TOTAL INCOME	\$9.25	\$331.08


Taxable income is determined based on information available to NIS at the time the statement was prepared, and is subject to change. Final information on taxation of interest and dividends is available on Form 1099-Div, which is mailed in February of the subsequent year.

TAXES, FEES AND EXPENSES

Account Fees	Current Period	Year-to-Date
Account Fees	\$0.00	(\$517.98)
TOTAL TAXES, FEES AND EXPENSES	\$0.00	(\$517.98)

ACCOUNT ALLOCATION

Fixed Income 3.4%
 Money Markets 6.6%



Equities 90.0%

Category	Percent	Prior Period	Current Period
Money Markets	6.6%	\$1,676.94	\$1,686.19
Equities	90.0%	\$25,128.99	\$23,060.46
Fixed Income	3.4%	\$817.66	\$868.86
TOTAL	100.0%	\$27,623.59	\$25,615.51

Account Allocation shows the percentage that each asset class represents of your total account value. Account Allocation for equities, fixed income, and other categories may include mutual funds and may be net of short positions. NIS has made assumptions concerning how certain mutual funds are allocated (lossed-end mutual funds and Exchange Traded Funds (ETFs) listed on an exchange may be included in the equity allocation). The chart may not reflect your actual portfolio allocation (consult your broker dealer prior to making investment decisions).

Statement for the Period August 1, 2012 to August 31, 2012
 THE FRIEDHEIM FOUNDATION - Corporation
 Account Number ECJ-533343



1st GLOBAL CAPITAL CORP.

Account Overview *continued*

	Current Period	Year-to-Date
REALIZED GAIN (LOSS)		
Short Term Gain	\$0 00	\$0 00
Short Term Loss	\$0 00	\$78 85
Disallowed Short Term Loss	\$0 00	\$0 00
TOTAL SHORT TERM GAIN (LOSS)	\$0.00	(\$78.85)
Long Term Gain	\$0 00	\$2,645 08
Long Term Loss	\$0 00	\$546 77
Disallowed Long Term Loss	\$0 00	\$51 24
TOTAL LONG TERM GAIN (LOSS)	\$0.00	\$2,149.55

NI: Provided cost basis, realized gain (loss) and holding period information may not reflect all adjustments necessary for your tax reporting purposes. Please refer to Footnotes and Cost Basis Information at the end of this statement for more information.

MESSAGES AND ALERTS

Please note starting with your July 2012 statement, certain transactions that were included in the Other Activity category will now be included in the Additions and Withdrawals category. These transactions include ACH and EFT transactions, wire transfers, inter bank payments, and transfers. This will impact the Current Period and Year to Date Values in the Change In Account Value section. Please contact your broker/advisor with any additional questions.

Statement for the Period August 1, 2012 to August 31, 2012
 THE FRIEDHEIM FOUNDATION - Corporation
 Account Number ECJ-533343



1st GLOBAL CAPITAL Corp.

Holdings

NFS-provided cost basis, realized gain (loss) and holding period information may not reflect all adjustments necessary for tax purposes. Please refer to Footnotes and Cost Basis Information at the end of this statement for more information

CASH AND CASH EQUIVALENTS - 6.58% of Total Account Value

Description	Symbol/Cusip Account Type	Quantity	Price on 08/31/12	Current Market Value	Prior Market Value	Estimated Annual Income
Money Markets						
PRIME FUND CAPITAL RESERVES CLASS	FPRXX CASH	1,686.19	\$1.00	\$1,686.19	\$1,676.94	
7 DAY YIELD 01% Dividend Option Reinvest Capital Gain Option Reinvest						
Total Cash and Cash Equivalents						
				\$1,686.19		

HOLDINGS > EQUITIES - 90.03% of Total Account Value

Description	Symbol/Cusip Account Type	Quantity	Price on 08/31/12	Current Market Value	Prior Market Value	Estimated Annual Income	Total Cost Basis	Unrealized Gain (Loss)
Equity								
FACEBOOK INC COM USD0.000006 CL A	FB CASH	610	\$18.058	\$11,015.38	\$13,243.10		\$25,149.83	(\$14,134.45)
Dividend Option Cash Capital Gain Option Cash								
ISHARES BARCLAYS U S AGGREGATE BD FD	AGG CASH	42	\$112.37	\$4,719.54	\$4,728.78	\$113.47	\$4,408.99	\$310.55
Estimated Yield 2.40% Dividend Option Cash Capital Gain Option Cash								

Account carried with National Financial Services LLC, Member NYSE SIPC

Statement for the Period August 1, 2012 to August 31, 2012

THE FRIEDHEIM FOUNDATION - Corporation
 Account Number ECJ-533343



1st GLOBAL CAPITAL Corp.

HOLDINGS > EQUITIES *continued*

Description	Symbol/Cusip Account Type	Quantity	Price on 08/31/12	Current Market Value	Prior Market Value	Estimated Annual Income	Total Cost Basis	Unrealized Gain (Loss)
ISHARES TR COHEN & STEERS REALTY MAJORS INDEX FD	ICF CASH	10	\$80.15	\$801.50	\$803.90	\$22.46	\$981.06	(\$179.56)
Estimated Yield 2.80%								
Dividend Option Cash								
Capital Gain Option Cash								
ISHARES TR MSCI EAFE INDEX FD	EFA CASH	25	\$51.60	\$1,290.00	\$1,250.00	\$42.96	\$1,317.21	(\$27.21)
Estimated Yield 3.33%								
Dividend Option Cash								
Capital Gain Option Cash								
ISHARES TR MSCI EMERGING MKTS INDEX FD	EEM CASH	13	\$39.28	\$510.64	\$508.56	\$10.60	\$384.73	\$125.91
Estimated Yield 2.07%								
Dividend Option Cash								
Capital Gain Option Cash								
ISHARES TR RUSSELL 2000 INDEX FD	IWM CASH	18	\$81.12	\$1,460.16	\$1,410.30	\$21.45	\$1,393.68	\$66.48
Estimated Yield 1.46%								
Dividend Option Cash								
Capital Gain Option Cash								
ISHARES TR S&P 500 INDEX FD	IVV CASH	23	\$141.88	\$3,263.24	\$3,184.35	\$61.45	\$3,073.15	\$190.09
Estimated Yield 1.88%								
Dividend Option Cash								
Capital Gain Option Cash								
Total Equity				\$23,060.46		\$272.39	\$36,708.65	(\$13,648.19)
Total Equities				\$23,060.46		\$272.39	\$36,708.65	(\$13,648.19)

Statement for the Period August 1, 2012 to August 31, 2012
 THE FRIEDHEIM FOUNDATION - Corporation
 Account Number ECJ-533343



1st GLOBAL CAPITAL Corp.

HOLDINGS > MUTUAL FUNDS - 3.39% of Total Account Value

Description	Symbol/Cusip Account Type	Quantity	Price on 08/31/12	Current Market Value	Prior Market Value	Estimated Annual Income	Total Cost Basis	Unrealized Gain (Loss)
Fixed Income								
GOLDMAN SACHS COMM STRATEGY	GCCIX CASH	67 323	\$6.02	\$405.28	\$381.72		\$405.97	(\$0.69)
INSTL CL SH Dividend Option Cash Capital Gain Option Cash								
PIMCO COMMODITIES PLUS STRATEGY								
INSTL Estimated Yield 15.13% Dividend Option Cash Capital Gain Option Cash	PCLIX CASH	41 877	\$11.07	\$463.58	\$435.94	\$70.14	\$442.71	\$20.87
Total Fixed Income				\$868.86		\$70.14	\$848.68	\$20.18
Total Mutual Funds				\$868.86		\$70.14	\$848.68	\$20.18
Total Securities				\$23,929.32		\$342.53	\$37,557.33	(\$13,628.01)
TOTAL PORTFOLIO VALUE				\$25,615.51		\$342.53	\$37,557.33	(\$13,628.01)

Activity

CORE FUND ACTIVITY

Settlement Date	Account Type	Transaction	Description	Quantity	Amount
08/07/12	CASH	YOU BOUGHT	PRIME FUND CAPITAL RESERVES CLASS @ 1	9.24	(\$9.24)

Account carried with National Financial Services LLC, Member NYSE SIPC

Statement for the Period August 1, 2012 to August 31, 2012
 THE FRIEDHEIM FOUNDATION - Corporation
 Account Number ECJ-533343



1st GLOBAL CAPITAL Corp.

CORE FUND ACTIVITY *continued*

Settlement Date	Account Type	Transaction	Description	Quantity	Amount
08/31/12	CASH	REINVESTMENT	PRIME FUND CAPITAL RESERVES CLASS REINVEST @ \$1 000	0.01	(\$0.01)
TOTAL CORE FUND ACTIVITY					(\$9.25)

ACTIVITY > INCOME > TAXABLE INCOME

Settlement Date	Account Type	Transaction	Description	Quantity	Amount
Taxable Dividends					
08/07/12	CASH	DIVIDEND RECEIVED	ISHARES BARCLAYS U S AGGREGATE BD FD		\$9.24
08/31/12	CASH	DIVIDEND RECEIVED	PRIME FUND CAPITAL RESERVES CLASS DIVIDEND RECEIVED		\$0.01
Total Taxable Dividends					\$9.25
Total Taxable Income					\$9.25
TOTAL INCOME					\$9.25

Statement for the Period August 1, 2012 to August 31, 2012
THE FRIEDHEIM FOUNDATION - Corporation
Account Number ECJ-533343



1st GLOBAL CAPITAL Corp.

Footnotes and Cost Basis Information

Amortization, accretion and similar adjustments to cost basis have been provided for many fixed income securities (and some bond-like equities), however, they are not provided for certain types, such as short-term instruments, Unit Investment Trusts, foreign fixed income securities, or those that are subject to early prepayment of principal (pay downs) Where current year premium or acquisition premium amortization is provided, the prior years' cumulative amortization is reflected in the adjusted cost basis, but we cannot provide a breakdown or the total of such prior amortization amounts

NFS is required to report certain cost basis and related information to the IRS on the Form 1099-B Your official 1099-B forms for certain transactions will reflect which lots have been sold for tax purposes To apply a specific identification cost basis method to 1099-B reporting, appropriate instructions must be on file with NFS or be received by NFS before the trade has settled Absent such instructions, NFS determines cost basis at the time of sale based on its default methods of average cost for open-end mutual funds and first-in, first-out (FIFO) for all other securities (including ETFs) NFS applies FIFO (or other disposal method, if applicable) based on its records, which may be different from yours For transactions that are not subject to 1099-B cost basis reporting, you should refer to your trade confirmations and other applicable records to determine which lots were considered sold for tax purposes

While NFS must meet IRS requirements with respect to certain information required to be reported to the IRS, NFS-provided cost basis, realized gain and loss, and holding period information may not reflect all adjustments necessary for your tax reporting purposes NFS makes no warranties with respect to and specifically disclaims any liability arising out of a customer's use of, or any tax position taken in reliance upon, such information

For investments in partnerships, NFS does not make any adjustments to cost basis information as the calculation of basis in such investments requires supplemental information from the partnership on its income and distributions during the period you held your investment Partnerships usually provide this additional information on a Form K-1 issued by April 15th of the following year

Consult your tax advisor for further information

Cost basis and gain/loss information is provided as a service to corporate accounts The information listed in the year-to-date gain/loss summary section is based on a calendar year (January - December) If your business/entity has a fiscal year end other than December 31st for tax purposes, the year-to-date information will not apply; if you have questions about your tax situation, consult your tax advisor

Miscellaneous Footnotes

CHANGE IN VALUE OF YOUR PORTFOLIO is the change in market value of your portfolio assets over the time period shown The portfolio assets include the market value of all the securities in the account, plus insurance and annuity assets if applicable The time frame of the graph is from account opening or September 2011, whichever is later, to the current period Please note that large increases and/or declines in the change in the value of the portfolio can be due to additions, distribution and/or performance

CHANGE IN INVESTMENT VALUE is the difference between the prior period and current period values which includes the difference between securities that were bought, sold and redeemed during this time period as well as any activity that occurred such as additions and withdrawals, securities transferred, income, expenses, and other activity This does not reflect activity related to assets in which National Financial is not the custodian (e.g. Insurance and Annuities, Assets Held Away and Other Assets Held Away)

Account carried with National Financial Services LLC Member
NYSE, SIPC

ENV# CEBBCMRRBBCCJPX BBBB
1ST GLOBAL CAPITAL CORPORATION
8150 NO CENTRAL EXPWY
SUITE 500
DALLAS TX 75206

THE FRIEDHEIM FOUNDATION
2036 EMERALD ST
SAN DIEGO CA 92109



1st GLOBAL CAPITAL Corp.

STATEMENT FOR THE PERIOD SEPTEMBER 1, 2012 TO SEPTEMBER 30, 2012

THE FRIEDHEIM FOUNDATION - Corporation
Account Number ECJ-533343

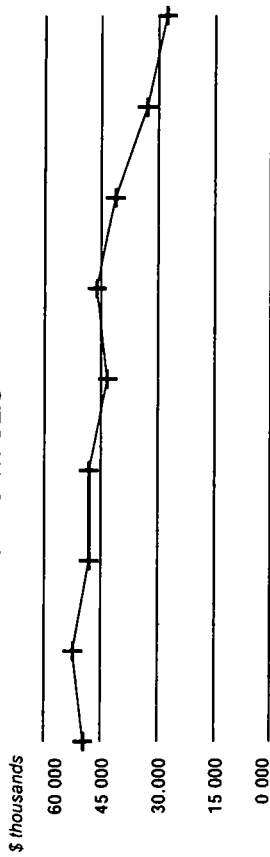
YOUR ACCOUNT EXECUTIVE IS: For questions about your accounts:
MICHELE TUTOLI Local: 858 453 0626
RR# 1V4 In-State: 858 453 0626
National 877 959 8400

FOR YOUR INFORMATION

1st Global requests that you provide any necessary updates to the information currently on file with us regarding your financial situation or investment objectives

TOTAL VALUE OF YOUR PORTFOLIO **\$27,975.16**

CHANGE IN VALUE OF YOUR PORTFOLIO



Change In Value Of Your Portfolio information can be found in Miscellaneous Footnotes at the end of this statement

Account carried with National Financial Services LLC, Member
NYSE, SIPC

Statement for the Period September 1, 2012 to September 30, 2012

THE FRIEDHEIM FOUNDATION - Corporation
 Account Number ECJ-533343



1st GLOBAL CAPITAL Corp.

Account Overview

CHANGE IN ACCOUNT VALUE	Current Period	Year-to-Date
BEGINNING VALUE	\$25,615.51	\$46,239.98
Additions and Withdrawals	\$0.00	(\$7,541.00)
Income	\$21.20	\$352.28
Taxes, Fees and Expenses	\$0.00	(\$517.98)
Change in Investment Value	\$2,338.45	(\$10,558.12)
ENDING VALUE (AS OF 09/30/12)	\$27,975.16	\$27,975.16

Refer to Miscellaneous Footnotes for more information on Change in Investment Value

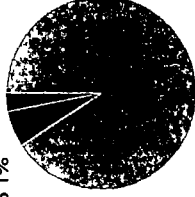
INCOME	Current Period	Year-to-Date
TAXABLE		
Taxable Dividends	\$21.20	\$352.28
TOTAL TAXABLE	\$21.20	\$352.28
TOTAL INCOME	\$21.20	\$352.28

Taxable income is determined based on information available to NIS at the time the statement was prepared, and is subject to change. Final information on taxation of interest and dividends is available on Form 1099-Div, which is mailed in February of the subsequent year.

TAXES, FEES AND EXPENSES	Current Period	Year-to-Date
Account Fees	\$0.00	(\$517.98)
TOTAL TAXES, FEES AND EXPENSES	\$0.00	(\$517.98)

ACCOUNT ALLOCATION

Fixed Income 3.1%
 Money Markets 6.1%



Equities 90.8%

	Percent	Prior Period	Current Period
Money Markets	6.1%	\$1,686.19	\$1,707.39
Equities	90.8	\$23,060.46	\$25,399.27
Fixed Income	3.1	\$868.86	\$868.50
TOTAL	100.0%	\$25,615.51	\$27,975.16

Account Allocation shows the percentage that each asset class represents of your total account value. Account Allocation for equities, fixed income, and other categories may include mutual funds and may be net of short positions. NIS has made assumptions concerning how certain mutual funds are allocated. Closed-end mutual funds and L exchange traded funds (ETFs) listed on an exchange may be included in the equity allocation. The chart may not reflect your actual portfolio allocation. Consult your broker/dealer prior to making investment decisions.

Statement for the Period September 1, 2012 to September 30, 2012

THE FRIEDHEIM FOUNDATION - Corporation
Account Number ECJ-533343



1st GLOBAL CAPITAL Corp.

Account Overview *continued*

REALIZED GAIN (LOSS)	<i>Current Period</i>	<i>Year-to-Date</i>
Short Term Gain	\$0.00	\$0.00
Short Term Loss	\$0.00	\$78.85
Disallowed Short Term Loss	\$0.00	\$0.00
TOTAL SHORT TERM GAIN (LOSS)	\$0.00	(\$78.85)
Long Term Gain	\$0.00	\$2,645.08
Long Term Loss	\$0.00	\$546.77
Disallowed Long Term Loss	\$0.00	\$51.24
TOTAL LONG TERM GAIN (LOSS)	\$0.00	\$2,149.55

Not provided cost basis, realized gain (loss) and holding period information may not reflect all adjustments necessary for your tax reporting purposes. Please refer to Footnotes and Cost Basis information at the end of this statement for more information.

Statement for the Period September 1, 2012 to September 30, 2012
 THE FRIEDHEIM FOUNDATION - Corporation
 Account Number ECJ-533343



1st GLOBAL CAPITAL Corp.

Holdings

NFS-provided cost basis, realized gain (loss) and holding period information may not reflect all adjustments necessary for tax purposes. Please refer to Footnotes and Cost Basis Information at the end of this statement for more information.

CASH AND CASH EQUIVALENTS - 6.10% of Total Account Value

Description	Symbol/Cusip Account Type	Quantity	Price on 09/30/12	Current Market Value	Prior Market Value	Estimated Annual Income
Money Markets						
PRIME FUND CAPITAL RESERVES CLASS	FPRXX CASH	1,707.39	\$1.00	\$1,707.39	\$1,686.19	
7 DAY YIELD 01% Dividend Option Reinvest Capital Gain Option Reinvest						
Total Cash and Cash Equivalents				\$1,707.39		

HOLDINGS > EQUITIES - 90.80% of Total Account Value

Description	Symbol/Cusip Account Type	Quantity	Price on 09/30/12	Current Market Value	Prior Market Value	Estimated Annual Income	Total Cost Basis	Unrealized Gain (Loss)
Equity								
FACEBOOK INC COM US00.000006 CL A	FB CASH	610	\$21.66	\$13,212.60	\$11,015.38		\$25,149.83	(\$11,937.23)
Dividend Option Cash Capital Gain Option Cash								
ISHARES BARCLAYS U S AGGREGATE BD FD	AGG CASH	42	\$112.448	\$4,722.82	\$4,719.54	\$113.47	\$4,408.99	\$313.83
Estimated Yield 2.40% Dividend Option Cash Capital Gain Option Cash								

Account carried with National Financial Services LLC Member
 NYSE, SIPC

Statement for the Period September 1, 2012 to September 30, 2012

THE FRIEDHEIM FOUNDATION - Corporation
 Account Number ECJ-533343



1st GLOBAL CAPITAL CORP.

HOLDINGS > EQUITIES *continued*

Description	Symbol/Cusip Account Type	Quantity	Price on 09/30/12	Current Market Value	Prior Market Value	Estimated Annual Income	Total Cost Basis	Unrealized Gain (Loss)
ISHARES TR COHEN & STEERS REALTY MAJORS INDEX FD	ICF CASH	10	\$77.85	\$778.50	\$801.50	\$22.90	\$981.06	(\$202.56)
Estimated Yield 2.94%								
Dividend Option Cash								
Capital Gain Option Cash								
ISHARES TR MSCI EAFE INDEX FD	EFA CASH	25	\$53.00	\$1,325.00	\$1,290.00	\$42.96	\$1,317.21	\$7.79
Estimated Yield 3.24%								
Dividend Option Cash								
Capital Gain Option Cash								
ISHARES TR MSCI EMERGING MKTS INDEX FD	EEM CASH	13	\$41.325	\$537.23	\$510.64	\$10.60	\$384.73	\$152.50
Estimated Yield 1.97%								
Dividend Option Cash								
Capital Gain Option Cash								
ISHARES TR RUSSELL 2000 INDEX FD	IWM CASH	18	\$83.44	\$1,501.92	\$1,460.16	\$23.75	\$1,393.68	\$108.24
Estimated Yield 1.58%								
Dividend Option Cash								
Capital Gain Option Cash								
ISHARES TR S&P 500 INDEX FD	IIV CASH	23	\$144.40	\$3,321.20	\$3,263.24	\$65.32	\$3,073.15	\$248.05
Estimated Yield 1.96%								
Dividend Option Cash								
Capital Gain Option Cash								
Next Dividend Payable 10/01/12								
Total Equity				\$25,399.27		\$279.00	\$36,708.65	(\$11,309.38)
Total Equities				\$25,399.27		\$279.00	\$36,708.65	(\$11,309.38)

Statement for the Period September 1, 2012 to September 30, 2012
 THE FRIEDHEIM FOUNDATION - Corporation
 Account Number ECJ-533343



1st GLOBAL CAPITAL Corp.

HOLDINGS > MUTUAL FUNDS - 3.10% of Total Account Value

Description	Symbol/Cusip Account Type	Quantity	Price on 09/30/12	Current Market Value	Prior Market Value	Estimated Annual Income	Total Cost Basis	Unrealized Gain (Loss)
Fixed Income								
GOLDMAN SACHS COMM STRATEGY INSTL CL SH	GCCIX CASH	67 323	\$5.94	\$399.90	\$405.28		\$405.97	(\$6.07)
Dividend Option Cash Capital Gain Option Cash								
PIMCO COMMODITIES PLUS STRATEGY INSTL	PCLIX CASH	41 877	\$11.19	\$468.60	\$463.58	\$42.48	\$442.71	\$25.89
Estimated Yield 9.06% Dividend Option Cash Capital Gain Option Cash								
Total Fixed Income				\$868.50		\$42.48	\$848.68	\$19.82
Total Mutual Funds				\$868.50		\$42.48	\$848.68	\$19.82
Total Securities				\$26,267.77		\$321.48	\$37,557.33	(\$11,289.56)
TOTAL PORTFOLIO VALUE				\$27,975.16		\$321.48	\$37,557.33	(\$11,289.56)

Activity

CORE FUND ACTIVITY

Settlement Date	Account Type	Transaction	Description	Quantity	Amount
09/10/12	CASH	YOU BOUGHT	PRIME FUND CAPITAL RESERVES CLASS @ 1	9 18	(\$9 18)

Statement for the Period September 1, 2012 to September 30, 2012
 THE FRIEDHEIM FOUNDATION - Corporation
 Account Number ECJ-533343



1st GLOBAL CAPITAL Corp.

CORE FUND ACTIVITY *continued*

Settlement Date	Account Type	Transaction	Description	Quantity	Amount
09/21/12	CASH	YOU BOUGHT	PRIME FUND CAPITAL RESERVES CLASS @ 1	0.4	(\$0.40)
09/28/12	CASH	YOU BOUGHT	PRIME FUND CAPITAL RESERVES CLASS @ 1	11.61	(\$11.61)
09/28/12	CASH	REINVESTMENT	PRIME FUND CAPITAL RESERVES CLASS REINVEST @ \$1,000	0.01	(\$0.01)
TOTAL CORE FUND ACTIVITY					(\$21.20)

ACTIVITY > INCOME > TAXABLE INCOME

Settlement Date	Account Type	Transaction	Description	Quantity	Amount
09/10/12	CASH	DIVIDEND RECEIVED	ISHARES BARCLAYS U S AGGREGATE BD FD		\$9.18
09/20/12	CASH	DIVIDEND RECEIVED	PIMCO COMMODITIES PLUS STRATEGY INSTL		\$0.40
09/28/12	CASH	DIVIDEND RECEIVED	ISHARES TR COHEN & STEERS REALTY MAJORS INDEX FD		\$5.64
09/28/12	CASH	DIVIDEND RECEIVED	ISHARES TR RUSSELL 2000 INDEX FD		\$5.97
09/28/12	CASH	DIVIDEND RECEIVED	PRIME FUND CAPITAL RESERVES CLASS DIVIDEND RECEIVED		\$0.01
Total Taxable Dividends					\$21.20
Total Taxable Income					\$21.20
TOTAL INCOME					\$21.20

Statement for the Period September 1, 2012 to September 30, 2012

THE FRIEDHEIM FOUNDATION - Corporation
Account Number ECJ-533343



1st GLOBAL CAPITAL CORP.

Realized Gain (Loss) Lot Detail - Year-To-Date

NFS-provided cost basis, realized gain (loss) and holding period information may not reflect all adjustments necessary for tax purposes. Please refer to Footnotes and Cost Basis Information at the end of this statement for more information.

EQUITIES

Description	Date of Sale	Date Acquired	Symbol/ Cusip	Sales Price/ Share	Quantity	Proceeds	Cost Basis	Realized Gain (Loss)	Holding Period
ISHARES TR S&P 500 INDEX FD	05/18/12	02/02/05	IWV	\$131.03	54	\$7,075.46	\$6,453.81	\$621.65	LT
ISHARES TR S&P 500 INDEX FD	01/05/12	02/02/05	IWV	\$128.51	14	\$1,799.10	\$1,673.21	\$125.89	LT
	Position Total		IWV		68	\$8,874.56	\$8,127.02	\$747.54	
ISHARES BARCLAYS U S AGGREGATE BD FD	05/18/12	12/16/10	AGG	\$111.00	43	\$4,772.89	\$4,513.96	\$258.93	LT
ISHARES BARCLAYS U S AGGREGATE BD FD	05/18/12	02/02/05	AGG	\$111.00	48	\$5,327.88	\$4,936.53	\$391.35	LT
ISHARES BARCLAYS U S AGGREGATE BD FD	01/05/12	02/02/05	AGG	\$109.98	22	\$2,419.51	\$2,262.58	\$156.93	LT
	Position Total		AGG		113	\$12,520.28	\$11,713.07	\$807.21	
ISHARES TR MSCI EMERGING MKTS INDEX FD	05/18/12	06/16/06	EEM	\$37.49	27	\$1,012.20	\$799.05	\$213.15	LT
ISHARES TR MSCI EMERGING MKTS INDEX FD	02/21/12	06/16/06	EEM	\$43.765	1	\$43.76	\$29.59	\$14.17	LT
ISHARES TR MSCI EMERGING MKTS INDEX FD	02/21/12	06/16/06	EEM	\$43.761	19	\$831.44	\$562.29	\$269.15	LT
	Position Total		EEM		47	\$1,867.40	\$1,390.93	\$496.47	
ISHARES TR MSCI EAFE INDEX FD	05/18/12	02/02/05	EFA	\$48.2701	52	\$2,509.99	\$2,748.33	(\$238.34)	LT
ISHARES TR MSCI EAFE INDEX FD	01/05/12	02/02/05	EFA	\$49.84	17	\$847.26	\$899.50	(\$51.24)	LT
	Position Total		EFA		69	\$3,357.25	\$3,595.59	(\$238.34)	
	Wash Sale Disallowed Loss						(\$51.24)	\$51.24	

Statement for the Period September 1, 2012 to September 30, 2012
 THE FRIEDHEIM FOUNDATION - Corporation
 Account Number ECJ-533343



1st GLOBAL CAPITAL Corp.

REALIZED GAIN (LOSS) LOT DETAIL - YEAR-TO-DATE > EQUITIES *continued*

Description	Date of Sale	Date Acquired	Symbol/ Cusip	Sales Price/ Share	Quantity	Proceeds	Cost Basis	Realized Gain (Loss)	Holding Period
ISHARES TR COHEN & STEERS REALTY MAJORS INDEX FD	05/18/12	12/19/06	ICF	\$74.1001	10	\$740.98	\$981.06	(\$240.08)	LT
ISHARES TR COHEN & STEERS REALTY MAJORS INDEX FD	05/18/12	02/02/05	ICF	\$74.1001	11	\$815.08	\$673.13	\$141.95	LT
Position Total			ICF		21	\$1,556.06	\$1,654.19	(\$98.13)	
ISHARES TR RUSSELL 2000 INDEX FD	05/18/12	12/19/06	IWM	\$75.29	8	\$602.31	\$619.42	(\$17.11)	LT
ISHARES TR RUSSELL 2000 INDEX FD	05/18/12	02/02/05	IWM	\$75.29	26	\$1,957.49	\$1,628.94	\$328.55	LT
ISHARES TR RUSSELL 2000 INDEX FD	01/05/12	02/02/05	IWM	\$74.99	10	\$749.88	\$626.52	\$123.36	LT
Position Total			IWM		44	\$3,309.68	\$2,874.88	\$434.80	
Total Equities					362	\$31,505.23	\$29,355.68	\$2,149.55	

REALIZED GAIN (LOSS) LOT DETAIL - YEAR-TO-DATE > MUTUAL FUNDS

Description	Date of Sale	Date Acquired	Symbol/ Cusip	Sales Price/ Share	Quantity	Proceeds	Cost Basis	Realized Gain (Loss)	Holding Period
GOLDMAN SACHS COMM STRATEGY INSTL CL SH	05/18/12	Various	GCCIX	\$5.59	134.168	\$750.00	\$807.69	(\$57.69)	ST
PIMCO COMMODITIES PLUS STRATEGY INSTL	05/18/12	Various	PCPIX	\$10.28	72.957	\$750.00	\$771.16	(\$21.16)	ST
Total Mutual Funds					207.125	\$1,500.00	\$1,578.85	(\$78.85)	

Statement for the Period September 1, 2012 to September 30, 2012
 THE FRIEDHEIM FOUNDATION - Corporation
 Account Number ECJ-533343



1st GLOBAL CAPITAL Corp.

Unrealized Gain (Loss) Lot Detail

NFS-provided cost basis, realized gain (loss) and holding period information may not reflect all adjustments necessary for tax purposes. Please refer to Footnotes and Cost Basis Information at the end of this statement for more information

EQUITIES

Description	Account Type	Date Acquired	Symbol/Cusip	Price on 09/30/12	Quantity	Market Value	Cost Basis/Proceeds	Unrealized Gain (Loss)	Holding Period
FACEBOOK INC COM USDD 000006 CL A	CASH	05/18/12	FB	\$21.66	100	\$2,166.00	\$4,136.87	(\$1,970.87)	ST
FACEBOOK INC COM USDD 000006 CL A	CASH	05/18/12	FB	\$21.66	50	\$1,083.00	\$2,060.96	(\$977.96)	ST
FACEBOOK INC COM USDD 000006 CL A	CASH	05/18/12	FB	\$21.66	460	\$9,963.60	\$18,952.00	(\$8,988.40)	ST
Position Total			FB		610	\$13,212.60	\$25,149.83	(\$11,937.23)	
ISHARES TR S&P 500 INDEX FD	CASH	02/02/05	IVV	\$144.40	9	\$1,299.60	\$1,075.63	\$223.97	LT
ISHARES TR S&P 500 INDEX FD	CASH	12/19/06	IVV	\$144.40	14	\$2,021.60	\$1,997.52	\$24.08	LT
Position Total			IVV		23	\$3,321.20	\$3,073.15	\$248.05	
ISHARES BARCLAYS U S AGGREGATE 8D FD	CASH	12/16/10	AGG	\$112.448	42	\$4,722.82	\$4,408.99	\$313.83	LT
ISHARES TR MSCI EMERGING MKTS INDEX FD	CASH	06/16/06	EEM	\$41.325	13	\$537.23	\$384.73	\$152.50	LT
ISHARES TR MSCI EAFE INDEX FD	CASH	02/02/05	EFA	\$53	6	\$318.00	\$317.12	\$0.88	LT
ISHARES TR MSCI EAFE INDEX FD	CASH	12/28/11 W	EFA	\$53	19	\$1,007.00	\$1,000.09	\$6.91	
Position Total			EFA		25	\$1,325.00	\$1,317.21	\$7.79	
ISHARES TR COHEN & STEERS REALTY MAJORS INDEX FD	CASH	12/19/06	ICF	\$77.85	10	\$778.50	\$981.06	(\$202.56)	LT
ISHARES TR RUSSELL 2000 INDEX FD	CASH	12/19/06	IWM	\$83.44	18	\$1,501.92	\$1,393.68	\$108.24	LT
Total Equities					741	\$25,399.26	\$36,708.65	(\$11,309.39)	

Statement for the Period September 1, 2012 to September 30, 2012

THE FRIEDHEIM FOUNDATION - Corporation
 Account Number ECJ-533343



1st GLOBAL CAPITAL CORP.

UNREALIZED GAIN (LOSS) LOT DETAIL > MUTUAL FUNDS

Description	Account Type	Date Acquired	Symbol/Cusip	Price on 09/30/12	Quantity	Market Value	Cost Basis/Proceeds	Unrealized Gain (Loss)	Holding Period
GOLDMAN SACHS COMM STRATEGY INSTL CL SH		Various	GCCIX	\$5.94	67,323	\$399,90	\$405.97	(\$6.07)	ST
PIMCO COMMODITIES PLUS STRATEGY INSTL		Various	PCLIX	\$11.19	41,877	\$468,60	\$442.71	\$25.89	ST
Total Mutual Funds					109,200	\$868.50	\$848.68	\$19.82	

Footnotes and Cost Basis Information

Amortization, accretion and similar adjustments to cost basis have been provided for many fixed income securities (and some bond-like equities), however, they are not provided for certain types, such as short-term instruments, Unit Investment Trusts, foreign fixed income securities, or those that are subject to early prepayment of principal (pay downs) Where current year premium or acquisition premium amortization is provided, the prior years' cumulative amortization is reflected in the adjusted cost basis, but we cannot provide a breakdown or the total of such prior amortization amounts

NFS is required to report certain cost basis and related information to the IRS on the Form 1099-B Your official 1099-B forms for certain transactions will reflect which lots have been sold for tax purposes To apply a specific identification cost basis method to 1099-B reporting, appropriate instructions must be on file with NFS or be received by NFS before the trade has settled Absent such instructions, NFS determines cost basis at the time of sale based on its default methods of average cost for open-end mutual funds and first-in, first-out (FIFO) for all other securities (including ETFs) NFS applies FIFO (or other disposal method, if applicable) based on its records, which may be different from yours For transactions that are not subject to 1099-B cost basis reporting, you should refer to your trade confirmations and other applicable records to determine which lots were considered sold for tax purposes

While NFS must meet IRS requirements with respect to certain information required to be reported to the IRS, NFS provided cost basis, realized gain and loss, and holding period information may not reflect all adjustments necessary for your tax reporting purposes NFS makes no warranties with respect to and specifically disclaims any liability arising out of a customer's use of, or any tax position taken in reliance upon, such information

For investments in partnerships, NFS does not make any adjustments to cost basis information as the calculation of basis in such investments requires supplemental information from the partnership on its income and distributions during the period you held your investment Partnerships usually provide this additional information on a Form K-1 issued by April 15th of the following year

Consult your tax advisor for further information

Cost basis and gain/loss information is provided as a service to corporate accounts The information listed in the year-to-date gain/loss summary section is based on a calendar year (January - December) If your business/entity has a fiscal year end other than December 31st for tax purposes, the year-to-date information will not apply If you have questions about your tax situation, consult your tax advisor

ENV# CEBBCRBDBBBQNGJ_BBBBB
1ST GLOBAL CAPITAL CORPORATION
8150 NO CENTRAL EXPWY
SUITE 500
DALLAS TX 75206

THE FRIEDHEIM FOUNDATION
2036 EMERALD ST
SAN DIEGO CA 92109



1st GLOBAL CAPITAL Corp.

STATEMENT FOR THE PERIOD OCTOBER 1, 2012 TO OCTOBER 31, 2012

THE FRIEDHEIM FOUNDATION - Corporation
Account Number ECJ-533343

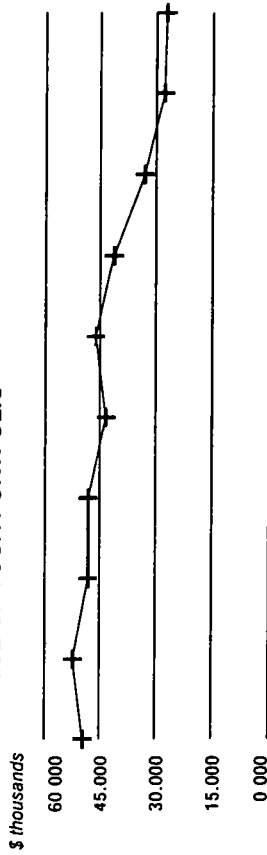
YOUR ACCOUNT EXECUTIVE IS: For questions about your accounts:
MICHELE TUTOLI Local. 858 453 0626
RR# 1V4 In-State. 858 453 0626
National. 877 959 8400

FOR YOUR INFORMATION

1st Global requests that you provide any necessary updates to the information currently on file with us regarding your financial situation or investment objectives

TOTAL VALUE OF YOUR PORTFOLIO **\$27,524.69**

CHANGE IN VALUE OF YOUR PORTFOLIO



Change In Value Of Your Portfolio information can be found in Miscellaneous Footnotes at the end of this statement

Account carried with National Financial Services LLC, Member
NYSE, SIPC

Statement for the Period October 1, 2012 to October 31, 2012
 THE FRIEDHEIM FOUNDATION - Corporation
 Account Number ECJ-533343



1st GLOBAL CAPITAL Corp.

Account Overview

CHANGE IN ACCOUNT VALUE	Current Period	Year-to-Date
BEGINNING VALUE	\$27,975.16	\$46,239.98
Additions and Withdrawals	\$0.00	(\$7,541.00)
Income	\$27.06	\$379.34
Taxes, Fees and Expenses	\$0.00	(\$517.98)
Change in Investment Value	(\$477.53)	(\$11,035.65)
ENDING VALUE (AS OF 10/31/12)	\$27,524.69	\$27,524.69

Refer to Miscellaneous Footnotes for more information on Change in Investment Value

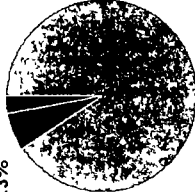
INCOME	Current Period	Year-to-Date
TAXABLE		
Taxable Dividends	\$27.06	\$379.34
TOTAL TAXABLE	\$27.06	\$379.34
TOTAL INCOME	\$27.06	\$379.34

Available income is determined based on information available to NIS at the time the statement was prepared, and is subject to change. Final information on taxation of interest and dividends is available on Form 1099-Div, which is mailed in February of the subsequent year.

TAXES, FEES AND EXPENSES	Current Period	Year-to-Date
Account Fees	\$0.00	(\$517.98)
TOTAL TAXES, FEES AND EXPENSES	\$0.00	(\$517.98)

ACCOUNT ALLOCATION

Fixed Income 3.0%
 Money Markets 6.3%



Equities 90.7%

	Percent	Prior Period	Current Period
Money Markets	6.3%	\$1,707.39	\$1,734.45
Equities	90.7	\$25,399.27	\$24,955.39
Fixed Income	3.0	\$868.50	\$834.85
TOTAL	100.0%	\$27,975.16	\$27,524.69

Account Allocation shows the percentage that each asset class represents of your total account value. Account Allocation for equities, fixed income, and other categories may include mutual funds and may be net of short positions. NIS has made assumptions concerning how certain mutual funds are allocated (i.e., end-of-month or end-of-trading). Fixed Income (FIX) fixed on an exchange may be included in the equity allocation. The chart may not reflect your actual portfolio allocation (consult your broker/dealer prior to making investment decisions).

Statement for the Period October 1, 2012 to October 31, 2012
 THE FRIEDHEIM FOUNDATION - Corporation
 Account Number ECJ-533343



1st GLOBAL CAPITAL Corp.

Account Overview *continued*

	Current Period	Year-to-Date
REALIZED GAIN (LOSS)		
Short Term Gain	\$0.00	\$0.00
Short Term Loss	\$0.00	\$79.35
Disallowed Short Term Loss	\$0.00	\$0.00
TOTAL SHORT TERM GAIN (LOSS)	\$0.00	(\$79.35)
Long Term Gain	\$0.00	\$2,658.19
Long Term Loss	\$0.00	\$544.43
Disallowed Long Term Loss	\$0.00	\$51.24
TOTAL LONG TERM GAIN (LOSS)	\$0.00	\$2,165.00

N/A: provided cost basis, realized gain (loss) and holding period information may not reflect all adjustments necessary for your tax reporting purposes. Please refer to Footnotes and Cost Basis Information at the end of this statement for more information.

MESSAGES AND ALERTS

Please note that beginning with your November 2012 statement, the Prior Market Value column in the Holdings section will no longer be displayed. The summary information will remain in the Account Overview section under the Asset Allocation sub-section.

Statement for the Period October 1, 2012 to October 31, 2012

THE FRIEDHEIM FOUNDATION - Corporation
 Account Number ECJ-533343



1st GLOBAL CAPITAL Corp.

Holdings

NFS-provided cost basis, realized gain (loss) and holding period information may not reflect all adjustments necessary for tax purposes. Please refer to Footnotes and Cost Basis Information at the end of this statement for more information.

CASH AND CASH EQUIVALENTS - 6.30% of Total Account Value

Description	Symbol/Cusip Account Type	Quantity	Price on 10/31/12	Current Market Value	Prior Market Value	Estimated Annual Income
Money Markets						
PRIME FUND CAPITAL RESERVES CLASS	FPRXX CASH	1,734.45	\$1.00	\$1,734.45	\$1,707.39	
7 DAY YIELD 01% Dividend Option Reinvest Capital Gain Option Reinvest						
Total Cash and Cash Equivalents				\$1,734.45		

HOLDINGS > EQUITIES - 90.67% of Total Account Value

Description	Symbol/Cusip Account Type	Quantity	Price on 10/31/12	Current Market Value	Prior Market Value	Estimated Annual Income	Total Cost Basis	Unrealized Gain (Loss)
Equity								
FACEBOOK INC COM USD0.000006 CL A	FB CASH	610	\$21.11	\$12,877.10	\$13,212.60		\$25,149.83	(\$12,272.73)
Dividend Option Cash Capital Gain Option Cash								
ISHARES CORE S&P 500 ETF	IVV CASH	23	\$141.48	\$3,254.04	\$3,321.20	\$65.32	\$3,072.84	\$181.20
Estimated Yield 2.00% Dividend Option Cash Capital Gain Option Cash								

Statement for the Period October 1, 2012 to October 31, 2012
 THE FRIEDHEIM FOUNDATION - Corporation
 Account Number ECJ-533343



1st GLOBAL CAPITAL Corp.

HOLDINGS > EQUITIES *continued*

Description	Symbol/Cusip Account Type	Quantity	Price on 10/31/12	Current Market Value	Prior Market Value	Estimated Annual Income	Total Cost Basis	Unrealized Gain (Loss)
ISHARES CORE TOTAL US BOND MARKET ETF	AGG CASH	42	\$112.19	\$4,711.98	\$4,722.82	\$112.94	\$4,408.99	\$302.99
Estimated Yield 2.39%								
Dividend Option Cash								
Capital Gain Option Cash								
ISHARES TR COHEN & STEERS REALTY MAJORS INDEX FD	ICF CASH	10	\$76.86	\$768.60	\$778.50	\$22.90	\$978.80	(\$210.20)
Estimated Yield 2.97%								
Dividend Option Cash								
Capital Gain Option Cash								
ISHARES TR MSCI EAFE INDEX FD	EFA CASH	25	\$53.575	\$1,339.38	\$1,325.00	\$42.96	\$1,317.21	\$22.17
Estimated Yield 3.20%								
Dividend Option Cash								
Capital Gain Option Cash								
ISHARES TR MSCI EMERGING MKTS INDEX FD	EEM CASH	13	\$41.15	\$534.95	\$537.23	\$10.60	\$384.73	\$150.22
Estimated Yield 1.98%								
Dividend Option Cash								
Capital Gain Option Cash								
ISHARES TR RUSSELL 2000 INDEX FD	IWM CASH	18	\$81.63	\$1,469.34	\$1,501.92	\$23.75	\$1,393.50	\$75.84
Estimated Yield 1.61%								
Dividend Option Cash								
Capital Gain Option Cash								
Total Equity				\$24,955.39		\$278.47	\$36,705.90	(\$11,750.51)
Total Equities				\$24,955.39		\$278.47	\$36,705.90	(\$11,750.51)

Statement for the Period October 1, 2012 to October 31, 2012
 THE FRIEDHEIM FOUNDATION - Corporation
 Account Number ECJ-533343



1st GLOBAL CAPITAL Corp.

HOLDINGS > MUTUAL FUNDS - 3.03% of Total Account Value

Description	Symbol/Cusip Account Type	Quantity	Price on 10/31/12	Current Market Value	Prior Market Value	Estimated Annual Income	Total Cost Basis	Unrealized Gain (Loss)
Fixed Income								
GOLDMAN SACHS COMM STRATEGY INSTL CL SH Dividend Option Cash Capital Gain Option Cash	GCCIX CASH	67 323	\$5.72	\$385.09	\$399.90		\$405.51	(\$20.42)
PIMCO COMMODITIES PLUS STRATEGY INSTL Estimated Yield 9.44% Dividend Option Cash Capital Gain Option Cash	PCLIX CASH	41 877	\$10.74	\$449.76	\$468.60	\$42.48	\$442.66	\$7.10
Total Fixed Income				\$834.85		\$42.48	\$848.17	(\$13.32)
Total Mutual Funds				\$834.85		\$42.48	\$848.17	(\$13.32)
Total Securities				\$25,790.24		\$320.95	\$37,554.07	(\$11,763.83)
TOTAL PORTFOLIO VALUE				\$27,524.69		\$320.95	\$37,554.07	(\$11,763.83)

Activity

CORE FUND ACTIVITY

Settlement Date	Account Type	Transaction	Description	Quantity	Amount
10/01/12	CASH	YOU BOUGHT	PRIME FUND CAPITAL RESERVES CLASS @ 1	18.36	(\$18.36)

Statement for the Period October 1, 2012 to October 31, 2012
 THE FRIEDHEIM FOUNDATION - Corporation
 Account Number ECJ-533343



1st GLOBAL CAPITAL Corp.

CORE FUND ACTIVITY *continued*

Settlement Date	Account Type	Transaction	Description	Quantity	Amount
10/05/12	CASH	YOU BOUGHT	PRIME FUND CAPITAL RESERVES CLASS @ 1	8.69	(\$8.69)
10/31/12	CASH	REINVESTMENT	PRIME FUND CAPITAL RESERVES CLASS REINVEST @ \$1,000	0.01	(\$0.01)
TOTAL CORE FUND ACTIVITY					(\$27.06)

ACTIVITY > INCOME > TAXABLE INCOME

Settlement Date	Account Type	Transaction	Description	Quantity	Amount
Taxable Dividends					
10/01/12	CASH	DIVIDEND RECEIVED	ISHARES TR S&P 500 INDEX FD		\$18.36
10/05/12	CASH	DIVIDEND RECEIVED	ISHARES BARCLAYS U S AGGREGATE BD FD		\$8.69
10/31/12	CASH	DIVIDEND RECEIVED	PRIME FUND CAPITAL RESERVES CLASS DIVIDEND RECEIVED		\$0.01
Total Taxable Dividends					\$27.06
Total Taxable Income					\$27.06
TOTAL INCOME					\$27.06

Statement for the Period October 1, 2012 to October 31, 2012
THE FRIEDHEIM FOUNDATION - Corporation
Account Number ECJ-533343



1st GLOBAL CAPITAL CORP.

Footnotes and Cost Basis Information

Amortization, accretion and similar adjustments to cost basis have been provided for many fixed income securities (and some bond-like equities), however, they are not provided for certain types, such as short-term instruments, Unit Investment Trusts, foreign fixed income securities, or those that are subject to early prepayment of principal (pay downs) Where current year premium or acquisition premium amortization is provided, the prior years' cumulative amortization is reflected in the adjusted cost basis, but we cannot provide a breakdown of the total of such prior amortization amounts

NFS is required to report certain cost basis and related information to the IRS on the Form 1099-B Your official 1099-B forms for certain transactions will reflect which lots have been sold for tax purposes To apply a specific identification cost basis method to 1099-B reporting, appropriate instructions must be on file with NFS or be received by NFS before the trade has settled Absent such instructions, NFS determines cost basis at the time of sale based on its default methods of average cost for open-end mutual funds and first-in, first-out (FIFO) for all other securities (including ETFs) NFS applies FIFO (or other disposal method, if applicable) based on its records, which may be different from yours For transactions that are not subject to 1099-B cost basis reporting, you should refer to your trade confirmations and other applicable records to determine which lots were considered sold for tax purposes

While NFS must meet IRS requirements with respect to certain information required to be reported to the IRS, NFS-provided cost basis, realized gain and loss, and holding period information may not reflect all adjustments necessary for your tax reporting purposes NFS makes no warranties with respect to and specifically disclaims any liability arising out of a customer's use of, or any tax position taken in reliance upon, such information

For investments in partnerships, NFS does not make any adjustments to cost basis information as the calculation of basis in such investments requires supplemental information from the partnership on its income and distributions during the period you held your investment Partnerships usually provide this additional information on a Form K-1 issued by April 15th of the following year

Consult your tax advisor for further information

Cost basis and gain/loss information is provided as a service to corporate accounts The information listed in the year-to-date gain/loss summary section is based on a calendar year (January - December) If your business/entity has a fiscal year end other than December 31st for tax purposes, the year-to-date information will not apply if you have questions about your tax situation, consult your tax advisor

Miscellaneous Footnotes

CHANGE IN VALUE OF YOUR PORTFOLIO is the change in market value of your portfolio assets over the time period shown The portfolio assets include the market value of all the securities in the account, plus insurance and annuity assets if applicable The time frame of the graph is from account opening or September 2011, whichever is later, to the current period Please note that large increases and/or declines in the change in the value of the portfolio can be due to additions, distribution and/or performance

CHANGE IN INVESTMENT VALUE is the difference between the prior period and current period values which includes the difference between securities that were bought, sold and redeemed during this time period as well as any activity that occurred such as additions and withdrawals, securities transferred, income, expenses, and other activity This does not reflect activity related to assets in which National Financial is not the custodian (e.g. Insurance and Annuities, Assets Held Away and Other Assets Held Away)

Account carried with National Financial Services LLC Member
NYSE, SIPC

ENV# CEBBCTLKBBBCXCM_BBBBB
1ST GLOBAL CAPITAL CORPORATION
12750 MERIT DRIVE
SUITE 1200
DALLAS, TX 75251

THE FRIEDHEIM FOUNDATION
2036 EMERALD ST
SAN DIEGO CA 92109



1st GLOBAL CAPITAL Corp.

STATEMENT FOR THE PERIOD NOVEMBER 1, 2012 TO NOVEMBER 30, 2012

THE FRIEDHEIM FOUNDATION - Corporation
Account Number ECJ-533343

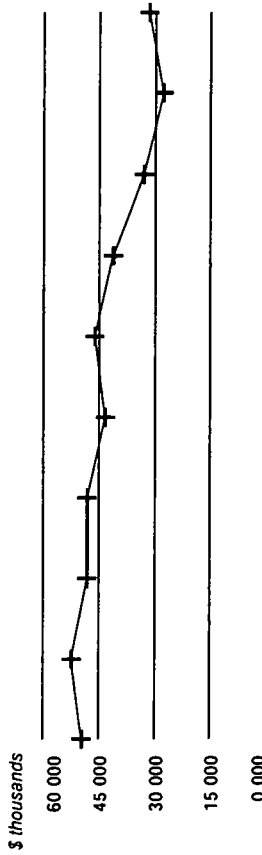
YOUR ACCOUNT EXECUTIVE IS:
MICHELE TUTOLI
RR# 1V4
For questions about your accounts:
Local: 858 453 0626
In-State: 858 453 0626
National: 877 959 8400

TOTAL VALUE OF YOUR PORTFOLIO **\$31,835.15**

FOR YOUR INFORMATION

1st Global requests that you provide any necessary updates to the information currently on file with us regarding your financial situation or investment objectives

CHANGE IN VALUE OF YOUR PORTFOLIO



Change In Value Of Your Portfolio information can be found in Miscellaneous Footnotes at the end of this statement

Account carried with National Financial Services LLC, Member
NYSE, SIPC

Statement for the Period November 1, 2012 to November 30, 2012
 THE FRIEDHEIM FOUNDATION - Corporation
 Account Number ECJ-533343



1st GLOBAL CAPITAL CORP.

Account Overview

CHANGE IN ACCOUNT VALUE	Current Period	Year-to-Date
BEGINNING VALUE	\$27,524.69	\$46,239.98
Additions and Withdrawals	\$0.00	(\$7,541.00)
Income	\$10.20	\$389.54
Taxes, Fees and Expenses	\$0.00	(\$517.98)
Change in Investment Value	\$4,300.26	(\$6,735.39)
ENDING VALUE (AS OF 11/30/12)	\$31,835.15	\$31,835.15

Refer to Miscellaneous Footnotes for more information on Change in Investment Value

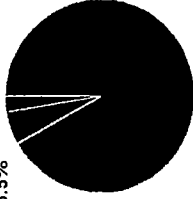
INCOME	Current Period	Year-to-Date
TAXABLE		
Taxable Dividends	\$10.20	\$389.54
TOTAL TAXABLE	\$10.20	\$389.54
TOTAL INCOME	\$10.20	\$389.54

Taxable income is determined based on information available to NIS at the time the statement was prepared, and is subject to change. Final information on taxation of interest and dividends is available on Form 1099-DIV which is mailed in February of the subsequent year.

TAXES, FEES AND EXPENSES	Current Period	Year-to-Date
Account Fees	\$0.00	(\$517.98)
TOTAL TAXES, FEES AND EXPENSES	\$0.00	(\$517.98)

ACCOUNT ALLOCATION

Money Markets 5.5%
 Fixed Income 2.7%



Equities 91.8%

	Percent	Prior Period	Current Period
Money Markets	5.5%	\$1,734.45	\$1,744.65
Equities	91.8	\$24,955.39	\$29,238.13
Fixed Income	2.7	\$834.85	\$852.37
TOTAL	100.0%	\$27,524.69	\$31,835.15

Account Allocation shows the percentage that each asset class represents of your total account value. Account Allocation for equities, fixed income, and other categories may include mutual funds and may be net of short positions. NIS has made assumptions concerning how certain mutual funds are allocated. Closed-end mutual funds and Exchange Traded Funds (ETFs) listed on an exchange may be included in the equity allocation. The chart may not reflect your actual portfolio allocation. Consult your broker dealer prior to making investment decisions.

Statement for the Period November 1, 2012 to November 30, 2012

THE FRIEDHEIM FOUNDATION - Corporation
Account Number ECJ-533343



1st GLOBAL CAPITAL Corp.

Account Overview *continued*

REALIZED GAIN (LOSS)	Current Period	Year-to-Date
Short Term Gain	\$0.00	\$0.00
Short Term Loss	\$0.00	\$79.35
Disallowed Short Term Loss	\$0.00	\$0.00
TOTAL SHORT TERM GAIN (LOSS)	\$0.00	(\$79.35)
Long Term Gain	\$0.00	\$2,658.19
Long Term Loss	\$0.00	\$544.43
Disallowed Long Term Loss	\$0.00	\$51.24
TOTAL LONG TERM GAIN (LOSS)	\$0.00	\$2,165.00

All provided cost basis, realized gain (loss) and holding period information may not reflect all adjustments necessary for your tax reporting purposes. Please refer to footnotes and Cost Basis Information at the end of this statement for more information.

MESSAGES AND ALERTS

Please note that beginning with your November 2012 statement, the Prior Market Value column in the Holdings section will no longer be displayed. The summary information will remain in the Account Overview section under the Asset Allocation sub-section.

Statement for the Period November 1, 2012 to November 30, 2012
 THE FRIEDHEIM FOUNDATION - Corporation
 Account Number ECJ-533343



1st GLOBAL CAPITAL CORP.

Holdings

NFS-provided cost basis, realized gain (loss) and holding period information may not reflect all adjustments necessary for tax purposes. Please refer to Footnotes and Cost Basis Information at the end of this statement for more information.

CASH AND CASH EQUIVALENTS - 5.48% of Total Account Value

Description	Symbol/Cusip Account Type	Quantity	Price on 11/30/12	Current Market Value	Estimated Annual Income	Total Cost Basis	Unrealized Gain (Loss)
Money Markets							
PRIME FUND CAPITAL RESERVES CLASS	FPRXX CASH	1,744.65	\$1.00	\$1,744.65			
7 DAY YIELD 01% Dividend Option Reinvest Capital Gain Option Reinvest							
Total Cash and Cash Equivalents				\$1,744.65			

HOLDINGS > EQUITIES - 91.84% of Total Account Value

Description	Symbol/Cusip Account Type	Quantity	Price on 11/30/12	Current Market Value	Estimated Annual Income	Total Cost Basis	Unrealized Gain (Loss)
Equity							
FACEBOOK INC COM USD0.000006 CL A	FB CASH	610	\$28.00	\$17,080.00		\$25,149.83	(\$8,069.83)
Dividend Option Cash Capital Gain Option Cash							
ISHARES CORE S&P 500 ETF	IWV CASH	23	\$142.71	\$3,282.33	\$65.32	\$3,072.84	\$209.49
Estimated Yield 1.99% Dividend Option Cash Capital Gain Option Cash							
ISHARES CORE TOTAL US BOND MARKET ETF	AGG CASH	42	\$112.25	\$4,714.50	\$111.10	\$4,408.99	\$305.51
Estimated Yield 2.35% Dividend Option Cash Capital Gain Option Cash							

Account carried with National Financial Services LLC, Member NYSE, SIPC

Statement for the Period November 1, 2012 to November 30, 2012

THE FRIEDHEIM FOUNDATION - Corporation
 Account Number ECJ-533343



1st GLOBAL CAPITAL CORP.

HOLDINGS > EQUITIES *continued*

Description	Symbol/Cusip Account Type	Quantity	Price on 11/30/12	Current Market Value	Estimated Annual Income	Total Cost Basis	Unrealized Gain (Loss)
ISHARES TR COHEN & STEERS REALTY MAJORS INDEX FD Estimated Yield 2.99% Dividend Option Cash Capital Gain Option Cash	ICF CASH	10	\$76.39	\$763.90	\$22.90	\$978.80	(\$214.90)
ISHARES TR MSCI EAFE INDEX FD Estimated Yield 3.12% Dividend Option Cash Capital Gain Option Cash	EFA CASH	25	\$55.07	\$1,376.75	\$42.96	\$1,317.21	\$59.54
ISHARES TR MSCI EMERGING MKTS INDEX FD Estimated Yield 1.95% Dividend Option Cash Capital Gain Option Cash	EEM CASH	13	\$41.785	\$543.21	\$10.60	\$384.73	\$158.48
ISHARES TR RUSSELL 2000 INDEX FD Estimated Yield 1.60% Dividend Option Cash Capital Gain Option Cash	IWM CASH	18	\$82.08	\$1,477.44	\$23.75	\$1,393.50	\$83.94
Total Equity				\$29,238.13	\$276.63	\$56,705.90	(\$7,467.77)
Total Equities				\$29,238.13	\$276.63	\$56,705.90	(\$7,467.77)

HOLDINGS > MUTUAL FUNDS - 2.68% of Total Account Value

Description	Symbol/Cusip Account Type	Quantity	Price on 11/30/12	Current Market Value	Estimated Annual Income	Total Cost Basis	Unrealized Gain (Loss)
Fixed Income GOLDMAN SACHS COMM STRATEGY INSTL CL SH Dividend Option Cash Capital Gain Option Cash	GCCIX CASH	67.323	\$5.80	\$390.47		\$405.51	(\$15.04)

Statement for the Period November 1, 2012 to November 30, 2012
 THE FRIEDHEIM FOUNDATION - Corporation
 Account Number ECJ-533343



1st GLOBAL CAPITAL CORP.

HOLDINGS > MUTUAL FUNDS *continued*

Description	Symbol/Cusip Account Type	Quantity	Price on 11/30/12	Current Market Value	Estimated Annual Income	Total Cost Basis	Unrealized Gain (Loss)
PIMCO COMMODITIES PLUS STRATEGY	PCLIX	41.877	\$11.03	\$461.90	\$42.48	\$442.67	\$19.23
INSTL	CASH						
Estimated Yield 9.19%							
Dividend Option Cash							
Capital Gain Option Cash							
Total Fixed Income				\$852.37	\$42.48	\$848.18	\$4.19
Total Mutual Funds				\$852.37	\$42.48	\$848.18	\$4.19
Total Securities				\$30,090.50	\$319.11	\$37,554.08	(\$7,463.58)
TOTAL PORTFOLIO VALUE				\$31,835.15	\$319.11	\$37,554.08	(\$7,463.58)

Activity

CORE FUND ACTIVITY

Settlement Date	Account Type	Transaction	Description	Quantity	Amount
11/07/12	CASH	YOU BOUGHT	PRIME FUND CAPITAL RESERVES CLASS @ 1	10.19	(\$10.19)
11/30/12	CASH	REINVESTMENT	PRIME FUND CAPITAL RESERVES CLASS REINVEST @ \$1,000	0.01	(\$0.01)
TOTAL CORE FUND ACTIVITY					(\$10.20)

Statement for the Period November 1, 2012 to November 30, 2012

THE FRIEDHEIM FOUNDATION - Corporation
 Account Number ECJ-533343



1st GLOBAL CAPITAL CORP.

ACTIVITY > INCOME > TAXABLE INCOME

Settlement Date	Account Type	Transaction	Description	Quantity	Amount
Taxable Dividends					
11/07/12	CASH	DIVIDEND RECEIVED	ISHARES CORE TOTAL US BOND MARKET ETF		\$10.19
11/30/12	CASH	DIVIDEND RECEIVED	PRIME FUND CAPITAL RESERVES CLASS DIVIDEND RECEIVED	\$0.01	\$0.01
Total Taxable Dividends					\$10.20
Total Taxable Income					\$10.20
TOTAL INCOME					\$10.20

Footnotes and Cost Basis Information

Amortization, accretion and similar adjustments to cost basis have been provided for many fixed income securities (and some bond-like equities), however, they are not provided for certain types, such as short-term instruments, Unit Investment Trusts, foreign fixed income securities, or those that are subject to early prepayment of principal (pay downs). Where current year premium or acquisition premium amortization is provided, the prior years' cumulative amortization is reflected in the adjusted cost basis, but we cannot provide a breakdown or the total of such prior amortization amounts.

NFS is required to report certain cost basis and related information to the IRS on the Form 1099-B. Your official 1099-B forms for certain transactions will reflect which lots have been sold for tax purposes. To apply a specific identification cost basis method to 1099-B reporting, appropriate instructions must be on file with NFS or be received by NFS before the trade has settled. Absent such instructions, NFS determines cost basis at the time of sale based on its default methods of average cost for open-end mutual funds and first-in, first-out (FIFO) for all other securities (including ETFs). NFS applies FIFO (or other disposal method, if applicable) based on its records, which may be different from yours. For transactions that are not subject to 1099-B cost basis reporting, you should refer to your trade confirmations and other applicable records to determine which lots were considered sold for tax purposes.

While NFS must meet IRS requirements with respect to certain information required to be reported to the IRS, NFS-provided cost basis, realized gain and loss, and holding period information may not reflect all adjustments necessary for your tax reporting purposes. NFS makes no warranties with respect to and specifically disclaims any liability arising out of a customer's use of, or any tax position taken in reliance upon, such information.

For investments in partnerships, NFS does not make any adjustments to cost basis information as the calculation of basis in such investments requires supplemental information from the partnership on its income and distributions during the period you held your investment. Partnerships usually provide this additional information on a Form K-1 issued by April 15th of the following year.

Statement for the Period November 1, 2012 to November 30, 2012

THE FRIEDHEIM FOUNDATION - Corporation
Account Number ECJ-533343



1st GLOBAL CAPITAL Corp.

Footnotes and Cost Basis Information

continued

Consult your tax advisor for further information

Cost basis and gain/loss information is provided as a service to corporate accounts. The information listed in the year-to-date gain/loss summary section is based on a calendar year (January - December). If your business/entity has a fiscal year end other than December 31st for tax purposes, the year-to-date information will not apply. If you have questions about your tax situation, consult your tax advisor.

Miscellaneous Footnotes

CHANGE IN VALUE OF YOUR PORTFOLIO is the change in market value of your portfolio assets over the time period shown. The portfolio assets include the market value of all the securities in the account, plus insurance and annuity assets, if applicable. The time frame of the graph is from account opening or September 2011, whichever is later, to the current period. Please note that large increases and/or declines in the value of the portfolio can be due to additions, distribution and/or performance.

CHANGE IN INVESTMENT VALUE is the difference between the prior period and current period values which includes the difference between securities that were bought, sold and redeemed during this time period as well as any activity that occurred such as additions and withdrawals, securities transferred, income, expenses, and other activity. This does not reflect activity related to assets in which National Financial is not the custodian (e.g. Insurance and Annuities, Assets Held Away and Other Assets Held Away).

CALLABLE SECURITIES LOTTERY - When street name or bearer securities held for you are subject to a partial call or partial redemption by the issuer, NFS may or may not receive an allocation of called/redeemed securities by the issuer, transfer agent and/or depository. If NFS is allocated a portion of the called/redeemed securities, NFS utilizes an impartial lottery allocation system, in accordance with applicable rules, that randomly selects the securities within customer accounts that will be called/redeemed. NFS' allocations are not made on a pro rata basis and it is possible for you to receive a full or partial allocation, or no allocation. You have the right to withdraw uncalled fully paid securities at any time prior to the cutoff date and time established by the issuer, transfer agent and/or depository with respect to the partial call, and also to withdraw excess margin securities provided your account is not subject to restriction under Regulation T or such withdrawal will not cause an undermargined condition.

PRICING INFORMATION - Prices displayed are obtained from sources that may include pricing vendors, broker/dealers who clear through NFS and/or other sources. Prices may not reflect current fair market value and/or may not be readily marketable or redeemable at the prices shown.

FOREIGN EXCHANGE TRANSACTIONS - Some transaction types necessitate a foreign currency exchange (FX) in order to settle. FX transactions may be effected by Fidelity Forex, Inc. on a principal basis. Fidelity Forex, Inc., an affiliate of NFS, may impose a commission or markup on the prevailing interbank market price, which may result in a higher price to you. Fidelity Forex, Inc. may share a portion of any FX commission or markup with NFS. More favorable rates may be available through third parties not affiliated with NFS. The rate applicable to any transaction involving an FX is available upon request through your broker-dealer.

COST BASIS LEGISLATION - New IRS Rules will require National Financial Services to report cost basis and holding period information for the sale of shares of open end Mutual Fund holdings purchased on or after January 1, 2012 on Form 1099-B. National Financial Services determines the cost basis for all shares of open end mutual funds using a default method of average cost. Alternatively, account owners or their brokers and advisors can instruct National Financial Services to determine the cost basis for shares of open end mutual funds by 1) setting up their non-retirement accounts with one of our eleven tax lot disposal methods available to investors or 2) identifying specific tax lots to sell at the time of a transaction. Contact your broker or advisor to learn more about the cost basis tracking of your holdings.

ENV# CEBBCXLNBBCHPFB_BBBBB
1ST GLOBAL CAPITAL CORPORATION
12750 MERIT DRIVE
SUITE 1200
DALLAS TX 75251

THE FRIEDHEIM FOUNDATION
2036 EMERALD ST
SAN DIEGO CA 92109



1st GLOBAL CAPITAL Corp.

STATEMENT FOR THE PERIOD DECEMBER 1, 2012 TO DECEMBER 31, 2012

THE FRIEDHEIM FOUNDATION - Corporation
Account Number ECJ-533343

YOUR ACCOUNT EXECUTIVE IS: For questions about your accounts:
MICHELE TUTOLI Local: 858 453 0626
RR# 1V4 In-State: 858 453 0626
National: 877 959 8400

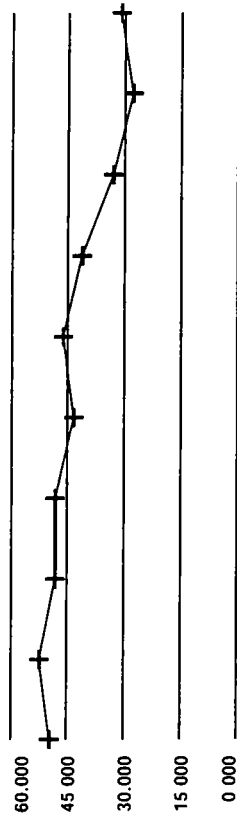
FOR YOUR INFORMATION

1st Global requests that you provide any necessary updates to the information currently on file with us regarding your financial situation or investment objectives

TOTAL VALUE OF YOUR PORTFOLIO **\$31,176.70**

CHANGE IN VALUE OF YOUR PORTFOLIO

\$ thousands



0 000
15 000
30.000
45 000
60.000

09/10 12/10 03/11 06/11 09/11 12/11 03/12 06/12 09/12 12/12

Change In Value Of Your Portfolio information can be found in Miscellaneous Footnotes at the end of this statement

Account carried with National Financial Services LLC Member
NYSE, SIPC

Statement for the Period December 1, 2012 to December 31, 2012

THE FRIEDHEIM FOUNDATION - Corporation
 Account Number ECJ-533343



1st GLOBAL CAPITAL Corp.

Account Overview

CHANGE IN ACCOUNT VALUE	Current Period	Year-to-Date
BEGINNING VALUE	\$31,835 15	\$46,239 98
Additions and Withdrawals	\$0 00	(\$7,541 00)
Income	\$90 27	\$479 81
Taxes, Fees and Expenses	\$0 00	(\$517 98)
Change in Investment Value	(\$748 72)	(\$7,484 11)
ENDING VALUE (AS OF 12/31/12)	\$31,176 70	\$31,176 70

Refer to Miscellaneous Footnotes for more information on Change in Investment Value


INCOME	Current Period	Year-to-Date
TAXABLE		
Taxable Dividends	\$71 14	\$460 68
Long-Term Capital Gain	\$1 76	\$1 76
Short-Term Capital Gain	\$17 37	\$17 37
TOTAL TAXABLE	\$90 27	\$479 81
TOTAL INCOME	\$90 27	\$479 81

Taxable income is determined based on information available to NIS at the time the statement was prepared, and is subject to change. Final information on taxation of interest and dividends is available on Form 1099-Div, which is mailed in February of the subsequent year.

TAXES, FEES AND EXPENSES	Current Period	Year-to-Date
Account Fees	\$0 00	(\$517 98)
TOTAL TAXES, FEES AND EXPENSES	\$0 00	(\$517 98)

ACCOUNT ALLOCATION

Fixed Income 2.7%
 Money Markets 5.9%



Equities 91.4%

	Percent	Prior Period	Current Period
Money Markets	5.9 %	\$1,744 65	\$1,834 92
Equities	91.4	\$29,238 13	\$28,496 95
Fixed Income	2.7	\$852 37	\$844 83
TOTAL	100.0 %	\$31,835.15	\$31,176.70

Account Allocation shows the percentage that each asset class represents of your total account value. Account Allocation for equities, fixed income, and other categories may include mutual funds and may be net of short positions. NIS has made assumptions concerning how certain mutual funds are allocated (love-and-mutual funds and Exchange Traded Funds (ETFs) listed on an exchange may be included in the equity allocation. The chart may not reflect your actual portfolio allocation. Consult your broker dealer prior to making investment decisions.

Statement for the Period December 1, 2012 to December 31, 2012

THE FRIEDHEIM FOUNDATION - Corporation
Account Number ECJ-533343



1st GLOBAL CAPITAL Corp.

Account Overview *continued*

	Current Period	Year-to-Date
REALIZED GAIN (LOSS)		
Short Term Gain	\$0.00	\$0.00
Short Term Loss	\$0.00	\$79.35
Disallowed Short Term Loss	\$0.00	\$0.00
TOTAL SHORT TERM GAIN (LOSS)	\$0.00	(\$79.35)
Long Term Gain	\$0.00	\$2,658.19
Long Term Loss	\$0.00	\$544.43
Disallowed Long Term Loss	\$0.00	\$51.24
TOTAL LONG TERM GAIN (LOSS)	\$0.00	\$2,165.00

MS-provided cost basis, realized gain (loss) and holding period information may not reflect all adjustments necessary for your tax reporting purposes. Please refer to footnotes and Cost Basis Information at the end of this statement for more information.

MESSAGES AND ALERTS

Please note that beginning with your November 2012 statement, the Prior Market Value column in the Holdings section will no longer be displayed. The summary information will remain in the Account Overview section under the Asset Allocation sub-section.

Statement for the Period December 1, 2012 to December 31, 2012
 THE FRIEDHEIM FOUNDATION - Corporation
 Account Number ECJ-533343



1st GLOBAL CAPITAL Corp.

Holdings

NFS-provided cost basis, realized gain (loss) and holding period information may not reflect all adjustments necessary for tax purposes. Please refer to Footnotes and Cost Basis Information at the end of this statement for more information.

CASH AND CASH EQUIVALENTS - 5.89% of Total Account Value

Description	Symbol/Cusip Account Type	Quantity	Price on 12/31/12	Current Market Value	Estimated Annual Income	Unrealized Gain (Loss)
Money Markets						
PRIME FUND CAPITAL RESERVES CLASS	FPRX CASH	1,834.92	\$1.00	\$1,834.92		
7 DAY YIELD 01% Dividend Option Reinvest Capital Gain Option Reinvest						
				\$1,834.92		

HOLDINGS > EQUITIES - 91.40% of Total Account Value

Description	Symbol/Cusip Account Type	Quantity	Price on 12/31/12	Current Market Value	Estimated Annual Income	Total Cost Basis	Unrealized Gain (Loss)
Equity							
FACEBOOK INC COM USD0.000006 CL	FB CASH	610	\$26.62	\$16,238.20		\$25,149.83	(\$8,911.63)
Dividend Option Cash Capital Gain Option Cash							
ISHARES CORE S&P 500 ETF	IIV CASH	23	\$143.14	\$3,292.22	\$68.99	\$3,072.84	\$219.38
Estimated Yield: 2.09% Dividend Option Cash Capital Gain Option Cash							

Statement for the Period December 1, 2012 to December 31, 2012

THE FRIEDHEIM FOUNDATION - Corporation
 Account Number ECJ-533343



1st GLOBAL CAPITAL CORP.

HOLDINGS > EQUITIES *continued*

Description	Symbol/Cusip Account Type	Quantity	Price on 12/31/12	Current Market Value	Estimated Annual Income	Total Cost Basis	Unrealized Gain (Loss)
ISHARES CORE TOTAL US BOND	AGG	42	\$111.08	\$4,665.36	\$118.76	\$4,408.99	\$256.37
MARKET ETF	CASH						
Estimated Yield 2.54%							
Dividend Option Cash							
Capital Gain Option Cash							
Next Dividend Payable 01/02/13							
ISHARES TR COHEN & STEERS REALTY	ICF	10	\$78.54	\$785.40	\$23.76	\$978.80	(\$193.40)
MAJORS INDEX FD	CASH						
Estimated Yield 3.02%							
Dividend Option Cash							
Capital Gain Option Cash							
ISHARES TR MSCI EAFE INDEX FD	EFA	25	\$56.86	\$1,421.50	\$43.97	\$1,317.21	\$104.29
INDEX FD	CASH						
Estimated Yield 3.09%							
Dividend Option Cash							
Capital Gain Option Cash							
ISHARES TR MSCI EMERGING MKTS	EEM	13	\$44.35	\$576.55	\$9.50	\$384.73	\$191.82
INDEX FD	CASH						
Estimated Yield 1.64%							
Dividend Option Cash							
Capital Gain Option Cash							
Next Dividend Payable 01/03/13							
ISHARES TR RUSSELL 2000 INDEX FD	IWM	18	\$84.318	\$1,517.72	\$30.36	\$1,393.50	\$124.22
INDEX FD	CASH						
Estimated Yield 2.00%							
Dividend Option Cash							
Capital Gain Option Cash							
Total Equity				\$28,496.95	\$295.34	\$36,705.90	(\$8,208.95)
Total Equities				\$28,496.95	\$295.34	\$36,705.90	(\$8,208.95)

Statement for the Period December 1, 2012 to December 31, 2012

THE FRIEDHEIM FOUNDATION - Corporation
 Account Number ECJ-533343



1st GLOBAL CAPITAL Corp.

HOLDINGS > MUTUAL FUNDS - 2.71% of Total Account Value

Description	Symbol/Cusip Account Type	Quantity	Price on 12/31/12	Current Market Value	Estimated Annual Income	Total Cost Basis	Unrealized Gain (Loss)
Fixed Income							
GOLDMAN SACHS COMM STRATEGY	GCCIX CASH	67 323	\$5 75	\$387 11		\$405 51	(\$18 40)
INSTL CL SH Dividend Option Cash Capital Gain Option Cash							
PIMCO COMMODITIES PLUS STRATEGY	PCLIX CASH	41 877	\$10 93	\$457 72	\$3 30	\$442 67	\$15 05
INSTL Estimated Yield 0 72% Dividend Option Cash Capital Gain Option Cash							
Total Fixed Income				\$844 83	\$3 30	\$848 18	(\$3 35)
Total Mutual Funds				\$844 83	\$3 30	\$848 18	(\$3 35)
Total Securities				\$29,341.78	\$298.64	\$37,554.08	(\$8,212.30)
TOTAL PORTFOLIO VALUE				\$31,176 70	\$298 64	\$37,554 08	(\$8,212 30)

Activity

CORE FUND ACTIVITY

Settlement Date	Account Type	Transaction	Description	Quantity	Amount
12/07/12	CASH	YOU BOUGHT	PRIME FUND CAPITAL RESERVES CLASS @ 1	27 99	(\$27 99)

Statement for the Period December 1, 2012 to December 31, 2012
 THE FRIEDHEIM FOUNDATION - Corporation
 Account Number ECJ-533343



1st GLOBAL CAPITAL Corp.

CORE FUND ACTIVITY *continued*

Settlement Date	Account Type	Transaction	Description	Quantity	Amount
12/13/12	CASH	YOU BOUGHT	PRIME FUND CAPITAL RESERVES CLASS @ 1	0.48	(\$0.48)
12/26/12	CASH	YOU BOUGHT	PRIME FUND CAPITAL RESERVES CLASS @ 1	41.12	(\$41.12)
12/27/12	CASH	YOU BOUGHT	PRIME FUND CAPITAL RESERVES CLASS @ 1	18.65	(\$18.65)
12/28/12	CASH	YOU BOUGHT	PRIME FUND CAPITAL RESERVES CLASS @ 1	1.69	(\$1.69)
12/31/12	CASH	YOU BOUGHT	PRIME FUND CAPITAL RESERVES CLASS @ 1	0.32	(\$0.32)
12/31/12	CASH	REINVESTMENT	PRIME FUND CAPITAL RESERVES CLASS REINVEST @ \$1 000	0.02	(\$0.02)
TOTAL CORE FUND ACTIVITY					(\$90.27)

ACTIVITY > INCOME > TAXABLE INCOME

Settlement Date	Account Type	Transaction	Description	Quantity	Amount
Taxable Dividends					
12/07/12	CASH	DIVIDEND RECEIVED	ISHARES CORE TOTAL US BOND MARKET ETF		\$9.34
12/26/12	CASH	DIVIDEND RECEIVED	ISHARES CORE S&P 500 ETF		\$21.38
12/26/12	CASH	DIVIDEND RECEIVED	ISHARES TR COHEN & STEERS REALTY MAJORS INDEX FD		\$6.66

Statement for the Period December 1, 2012 to December 31, 2012
 THE FRIEDHEIM FOUNDATION - Corporation
 Account Number ECJ-533343



1st GLOBAL CAPITAL Corp.

ACTIVITY > INCOME > TAXABLE INCOME *continued*

Settlement Date	Account Type	Transaction	Description	Quantity	Amount
12/26/12	CASH	DIVIDEND RECEIVED	ISHARES TR RUSSELL 2000 INDEX FD		\$13.08
12/27/12	CASH	DIVIDEND RECEIVED	ISHARES TR MSCI EMERGING MKTS INDEX FD		\$3.41
12/27/12	CASH	DIVIDEND RECEIVED	ISHARES TR MSCI EAFE INDEX FD		\$15.24
12/27/12	CASH	DIVIDEND RECEIVED	PIMCO COMMODITIES PLUS STRATEGY INSTL		\$1.69
12/31/12	CASH	DIVIDEND RECEIVED	GOLDMAN SACHS COMM STRATEGY INSTL CL SH		\$0.32
12/31/12	CASH	DIVIDEND RECEIVED	PRIME FUND CAPITAL RESERVES CLASS DIVIDEND RECEIVED		\$0.02
Total Taxable Dividends					\$71.14
Long-Term Capital Gain					
12/07/12	CASH	LONG CAP GAIN	ISHARES CORE TOTAL US BOND MARKET ETF		\$1.67
12/12/12	CASH	LONG CAP GAIN	PIMCO COMMODITIES PLUS STRATEGY INSTL		\$0.09
Total Long-Term Capital Gain					\$1.76
Short-Term Capital Gain					
12/07/12	CASH	SHORT CAP GAIN	ISHARES CORE TOTAL US BOND MARKET ETF		\$16.98
12/12/12	CASH	SHORT CAP GAIN	PIMCO COMMODITIES PLUS STRATEGY INSTL		\$0.39

Account carried with National Financial Services LLC, Member NYSE, SIPC

Statement for the Period December 1, 2012 to December 31, 2012

THE FRIEDHEIM FOUNDATION - Corporation
 Account Number ECJ-533343



1st GLOBAL CAPITAL CORP.

1737
 176
 1913

ACTIVITY > INCOME > TAXABLE INCOME *continued*

Settlement Date	Account Type	Transaction	Description	Quantity	Amount
			Total Short-Term Capital Gain		\$17.37
			Total Taxable Income		\$90.27
			TOTAL INCOME		\$90.27

Unrealized Gain (Loss) Lot Detail

NFS-provided cost basis, realized gain (loss) and holding period information may not reflect all adjustments necessary for tax purposes. Please refer to Footnotes and Cost Basis Information at the end of this statement for more information

EQUITIES

Description	Account Type	Date Acquired	Symbol/Cusip	Price on 12/31/12	Quantity	Market Value	Cost Basis/Proceeds	Unrealized Gain (Loss)	Holding Period
FACEBOOK INC COM USD0 000006 CL A	CASH	05/18/12	FB	\$26.62	100	\$2,662.00	\$4,136.87	(\$1,474.87)	ST
FACEBOOK INC COM USD0 000006 CL A	CASH	05/18/12	FB	\$26.62	50	\$1,331.00	\$2,060.96	(\$729.96)	ST
FACEBOOK INC COM USD0 000006 CL A	CASH	05/18/12	FB	\$26.62	460	\$12,245.20	\$18,952.00	(\$6,706.80)	ST
	Position Total		FB		610	\$16,238.20	\$25,149.83	(\$8,911.63)	
ISHARES CORE S&P 500 ETF	CASH	02/02/05	IVV	\$143.14	9	\$1,288.26	\$1,075.41	\$212.85	LT
ISHARES CORE S&P 500 ETF	CASH	12/19/06	IVV	\$143.14	14	\$2,003.96	\$1,997.43	\$6.53	LT
	Position Total		IVV		23	\$3,292.22	\$3,072.84	\$219.38	

Statement for the Period December 1, 2012 to December 31, 2012

THE FRIEDHEIM FOUNDATION - Corporation
 Account Number ECJ-533343



1st GLOBAL CAPITAL Corp.

UNREALIZED GAIN (LOSS) LOT DETAIL > EQUITIES *continued*

Description	Account Type	Date Acquired	Symbol/Cusip	Price on 12/31/12	Quantity	Market Value	Cost Basis/Proceeds	Unrealized Gain (Loss)	Holding Period
ISHARES CORE TOTAL US BOND MARKET ETF	CASH	12/16/10	AGG	\$111.08	42	\$4,665.36	\$4,408.99	\$256.37	LT
ISHARES TR MSCI EMERGING MKTS INDEX FD	CASH	06/16/06	EEM	\$44.35	13	\$576.55	\$384.73	\$191.82	LT
ISHARES TR MSCI EAFE INDEX FD	CASH	02/02/05	EFA	\$56.86	6	\$341.16	\$317.12	\$24.04	LT
ISHARES TR MSCI EAFE INDEX FD	CASH	12/28/11 W	EFA	\$56.86	19	\$1,080.34	\$1,000.09	\$80.25	LT
Position Total			EFA		25	\$1,421.50	\$1,317.21	\$104.29	
ISHARES TR COHEN & STEERS REALTY MAJORS INDEX FD	CASH	12/19/06	ICF	\$78.54	10	\$785.40	\$978.80	(\$193.40)	LT
ISHARES TR RUSSELL 2000 INDEX FD	CASH	12/19/06	IWM	\$84.318	18	\$1,517.72	\$1,393.50	\$124.22	LT
Total Equities					741	\$28,496.95	\$36,705.90	(\$8,208.95)	

UNREALIZED GAIN (LOSS) LOT DETAIL > MUTUAL FUNDS

Description	Account Type	Date Acquired	Symbol/Cusip	Price on 12/31/12	Quantity	Market Value	Cost Basis/Proceeds	Unrealized Gain (Loss)	Holding Period
GOLDMAN SACHS COMM STRATEGY INSTL CL SH		Various	GCCIX	\$5.75	65,601	\$377.21	\$395.14	(\$17.93)	LT
GOLDMAN SACHS COMM STRATEGY INSTL CL SH		Various	GCCIX	\$5.75	1,722	\$9.90	\$10.37	(\$0.47)	ST
Position Total			GCCIX		67,323	\$387.11	\$405.51	(\$18.40)	
PIMCO COMMODITIES PLUS STRATEGY INSTL		Various	PCLIX	\$10.93	41,877	\$457.72	\$442.67	\$15.05	LT
Total Mutual Funds					109,200	\$844.82	\$848.18	(\$3.36)	

Application for Extension of Time To File an Exempt Organization Return

Department of the Treasury
Internal Revenue Service

▶ **File a separate application for each return.**

- If you are filing for an **Automatic 3-Month Extension**, complete only **Part I** and check this box
- If you are filing for an **Additional (Not Automatic) 3-Month Extension**, complete only **Part II** (on page 2 of this form)

Do not complete Part II unless you have already been granted an automatic 3-month extension on a previously filed Form 8868

Electronic filing (e-file). You can electronically file Form 8868 if you need a 3-month automatic extension of time to file (6 months for a corporation required to file Form 990-T), or an additional (not automatic) 3-month extension of time. You can electronically file Form 8868 to request an extension of time to file any of the forms listed in Part I or Part II with the exception of Form 8870, Information Return for Transfers Associated With Certain Personal Benefit Contracts, which must be sent to the IRS in paper format (see instructions). For more details on the electronic filing of this form, visit www.irs.gov/efile and click on *e-file for Charities & Nonprofits*

Part I Automatic 3-Month Extension of Time. Only submit original (no copies needed).

A corporation required to file Form 990-T and requesting an automatic 6-month extension — check this box and complete Part I only

All other corporations (including 1120-C filers), partnerships, REMICs, and trusts must use Form 7004 to request an extension of time to file income tax returns

Enter filer's identifying number, see instructions

Type or print <small>File by the due date for filing your return. See instructions</small>	Name of exempt organization or other filer, see instructions	Employer identification number (EIN) or
	THE FRIEDHEIM FOUNDATION	20-1963065
	Number, street, and room or suite number. If a P O box, see instructions	Social security number (SSN)
	2036 EMERALD STREET	
	City, town or post office, state, and ZIP code. For a foreign address, see instructions	
	SAN DIEGO, CA 92109	

Enter the Return code for the return that this application is for (file a separate application for each return) **04**

Application Is For	Return Code	Application Is For	Return Code
Form 990 or Form 990-EZ	01	Form 990-T (corporation)	07
Form 990-BL	02	Form 1041-A	08
Form 4720 (individual)	03	Form 4720	09
Form 990-PF	04	Form 5227	10
Form 990-T (section 401(a) or 408(a) trust)	05	Form 6069	11
Form 990-T (trust other than above)	06	Form 8870	12

● The books are in the care of ▶ ARMSTRONG, FISCH & TUTOLI -----

Telephone No ▶ 858-453-0626 ----- FAX No ▶ -----

- If the organization does not have an office or place of business in the United States, check this box
- If this is for a Group Return, enter the organization's four digit Group Exemption Number (GEN) _____ If this is for the whole group, check this box If it is for part of the group, check this box and attach a list with the names and EINs of all members the extension is for

1 I request an automatic 3-month (6 months for a corporation required to file Form 990-T) extension of time until 8/15, 2013, to file the exempt organization return for the organization named above. The extension is for the organization's return for

- ▶ calendar year 2012 or
- ▶ tax year beginning _____, 20____, and ending _____, 20____

2 If the tax year entered in line 1 is for less than 12 months, check reason Initial return Final return Change in accounting period

3a If this application is for Form 990-BL, 990-PF, 990-T, 4720, or 6069, enter the tentative tax, less any nonrefundable credits. See instructions	3a	\$	15.
b If this application is for Form 990-PF, 990-T, 4720, or 6069, enter any refundable credits and estimated tax payments made. Include any prior year overpayment allowed as a credit	3b	\$	0.
c Balance due. Subtract line 3b from line 3a. Include your payment with this form, if required, by using EFTPS (Electronic Federal Tax Payment System). See instructions	3c	\$	15.

Caution. If you are going to make an electronic fund withdrawal with this Form 8868, see Form 8453-EO and Form 8879-EO for payment instructions

Application for Extension of Time To File an Exempt Organization Return

Department of the Treasury
Internal Revenue Service

► **File a separate application for each return.**

- If you are filing for an **Automatic 3-Month Extension**, complete only **Part I** and check this box
- If you are filing for an **Additional (Not Automatic) 3-Month Extension**, complete only **Part II** (on page 2 of this form)

Do not complete Part II unless you have already been granted an automatic 3-month extension on a previously filed Form 8868

Electronic filing (e-file). You can electronically file Form 8868 if you need a 3-month automatic extension of time to file (6 months for a corporation required to file Form 990-T), or an additional (not automatic) 3-month extension of time. You can electronically file Form 8868 to request an extension of time to file any of the forms listed in Part I or Part II with the exception of Form 8870, Information Return for Transfers Associated With Certain Personal Benefit Contracts, which must be sent to the IRS in paper format (see instructions). For more details on the electronic filing of this form, visit www.irs.gov/efile and click on *e-file for Charities & Nonprofits*

Part I Automatic 3-Month Extension of Time. Only submit original (no copies needed).

A corporation required to file Form 990-T and requesting an automatic 6-month extension — check this box and complete Part I only

All other corporations (including 1120-C filers), partnerships, REMICs, and trusts must use Form 7004 to request an extension of time to file income tax returns

Enter filer's identifying number, see instructions

Type or print File by the due date for filing your return. See instructions	Name of exempt organization or other filer, see instructions	Employer identification number (EIN) or
	THE FRIEDHEIM FOUNDATION	20-1963065
	Number, street, and room or suite number. If a P O box, see instructions	Social security number (SSN)
	2036 EMERALD STREET	
	City, town or post office, state, and ZIP code. For a foreign address, see instructions	
	SAN DIEGO, CA 92109	

Enter the Return code for the return that this application is for (file a separate application for each return) **04**

Application Is For	Return Code	Application Is For	Return Code
Form 990 or Form 990-EZ	01	Form 990-T (corporation)	07
Form 990-BL	02	Form 1041-A	08
Form 4720 (individual)	03	Form 4720	09
Form 990-PF	04	Form 5227	10
Form 990-T (section 401(a) or 408(a) trust)	05	Form 6069	11
Form 990-T (trust other than above)	06	Form 8870	12

Handwritten: COPY
11/15/13

- The books are in the care of ► ARMSTRONG, FISCH & TUTOLI
- Telephone No ► 858-453-0626 FAX No ► _____
- If the organization does not have an office or place of business in the United States, check this box
- If this is for a Group Return, enter the organization's four digit Group Exemption Number (GEN) _____ If this is for the whole group, check this box If it is for part of the group, check this box and attach a list with the names and EINs of all members the extension is for

1 I request an automatic 3-month (6 months for a corporation required to file Form 990-T) extension of time until 8/15, 2013, to file the exempt organization return for the organization named above. The extension is for the organization's return for

► calendar year 2012 or

► tax year beginning _____, 20____, and ending _____, 20____.

2 If the tax year entered in line 1 is for less than 12 months, check reason. Initial return Final return Change in accounting period

3 a If this application is for Form 990-BL, 990-PF, 990-T, 4720, or 6069, enter the tentative tax, less any nonrefundable credits. See instructions	3 a \$	15.
b If this application is for Form 990-PF, 990-T, 4720, or 6069, enter any refundable credits and estimated tax payments made. Include any prior year overpayment allowed as a credit	3 b \$	0.
c Balance due. Subtract line 3b from line 3a. Include your payment with this form, if required, by using EFTPS (Electronic Federal Tax Payment System). See instructions	3 c \$	15.

Caution. If you are going to make an electronic fund withdrawal with this Form 8868, see Form 8453-EO and Form 8879-EO for payment instructions