



See a Social Security Number? Say Something!
Report Privacy Problems to <https://public.resource.org/privacy>
Or call the IRS Identity Theft Hotline at 1-800-908-4490



Form **990-PF**

Department of the Treasury
Internal Revenue Service

Return of Private Foundation
or Section 4947(a)(1) Nonexempt Charitable Trust
Treated as a Private Foundation

Note. The foundation may be able to use a copy of this return to satisfy state reporting requirements









OMB No 1545-0052


2012
Open to Public Inspection

For calendar year 2012, or tax year beginning 01-01-2012 , and ending 12-31-2012

Name of foundation GARY PETERS FAMILY FOUNDATION INC		A Employer identification number 20-1067444	
Number and street (or P O box number if mail is not delivered to street address) 6013 LE LAC ROAD		B Telephone number (see instructions) (561) 994-7330	
City or town, state, and ZIP code BOCA RATON, FL 33496		C If exemption application is pending, check here <input type="checkbox"/>	
G Check all that apply <div><input type="checkbox"/> Initial return <input type="checkbox"/> Final return <input type="checkbox"/> Address change</div> <div><input type="checkbox"/> Initial return of a former public charity <input type="checkbox"/> Amended return <input type="checkbox"/> Name change</div>		D 1. Foreign organizations, check here <input type="checkbox"/> 2. Foreign organizations meeting the 85% test, check here and attach computation <input type="checkbox"/>	
H Check type of organization <input checked="" type="checkbox"/> Section 501(c)(3) exempt private foundation <input type="checkbox"/> Section 4947(a)(1) nonexempt charitable trust <input type="checkbox"/> Other taxable private foundation		E If private foundation status was terminated under section 507(b)(1)(A), check here <input type="checkbox"/> F If the foundation is in a 60-month termination under section 507(b)(1)(B), check here <input type="checkbox"/>	
I Fair market value of all assets at end of year (from Part II, col. (c), line 16) \$ 8,491,125		J Accounting method <input checked="" type="checkbox"/> Cash <input type="checkbox"/> Accrual <input type="checkbox"/> Other (specify) _____ (Part I, column (d) must be on cash basis.)	

Part I Analysis of Revenue and Expenses (The total of amounts in columns (b), (c), and (d) may not necessarily equal the amounts in column (a) (see instructions))		(a) Revenue and expenses per books	(b) Net investment income	(c) Adjusted net income	(d) Disbursements for charitable purposes (cash basis only)
Revenue	1 Contributions, gifts, grants, etc , received (attach schedule)				
	2 Check <input checked="" type="checkbox"/> if the foundation is not required to attach Sch B				
	3 Interest on savings and temporary cash investments	201,954	201,954		
	4 Dividends and interest from securities.	225,017	225,014		
	5a Gross rents				
	b Net rental income or (loss) _____				
	6a Net gain or (loss) from sale of assets not on line 10	57,628			
	b Gross sales price for all assets on line 6a _____ 2,881,614				
	7 Capital gain net income (from Part IV , line 2)		4,040		
	8 Net short-term capital gain				
	9 Income modifications				
	10a Gross sales less returns and allowances				
Operating and Administrative Expenses	b Less Cost of goods sold				
	c Gross profit or (loss) (attach schedule)				
	11 Other income (attach schedule)	22,672	22,672		
	12 Total. Add lines 1 through 11	507,271	453,680		
	13 Compensation of officers, directors, trustees, etc				
	14 Other employee salaries and wages	72,500	72,500		
	15 Pension plans, employee benefits	11,324	11,324		
	16a Legal fees (attach schedule)				
	b Accounting fees (attach schedule)	3,500	3,500		
	c Other professional fees (attach schedule)				
	17 Interest				
	18 Taxes (attach schedule) (see instructions)	425	425		
	19 Depreciation (attach schedule) and depletion . . .	1,842	1,842		
	20 Occupancy	35,260	35,260		
	21 Travel, conferences, and meetings				
	22 Printing and publications				
	23 Other expenses (attach schedule)	68,583	328,831		
	24 Total operating and administrative expenses. Add lines 13 through 23	193,434	453,682		0
	25 Contributions, gifts, grants paid	289,350			289,350
	26 Total expenses and disbursements. Add lines 24 and 25	482,784	453,682		289,350
	27 Subtract line 26 from line 12				
	a Excess of revenue over expenses and disbursements	24,487			
	b Net investment income (if negative, enter -0-)		0		
	c Adjusted net income (if negative, enter -0-)				

Part II Balance Sheets		Attached schedules and amounts in the description column should be for end-of-year amounts only (See instructions)	Beginning of year	End of year	
			(a) Book Value	(b) Book Value	(c) Fair Market Value
Assets	1	Cash—non-interest-bearing			
	2	Savings and temporary cash investments	175,745	602,106	602,106
	3	Accounts receivable ▶ _____ Less allowance for doubtful accounts ▶ _____			
	4	Pledges receivable ▶ _____ Less allowance for doubtful accounts ▶ _____			
	5	Grants receivable			
	6	Receivables due from officers, directors, trustees, and other disqualified persons (attach schedule) (see page 15 of the instructions)			
	7	Other notes and loans receivable (attach schedule) ▶ _____ Less allowance for doubtful accounts ▶ _____	39,817		
	8	Inventories for sale or use			
	9	Prepaid expenses and deferred charges			
	10a	Investments—U S and state government obligations (attach schedule)	210,403	 154,958	171,466
	b	Investments—corporate stock (attach schedule)	1,922,234	 1,395,839	1,342,592
	c	Investments—corporate bonds (attach schedule).	2,790,988	 2,861,353	2,995,263
	11	Investments—land, buildings, and equipment basis ▶ _____ Less accumulated depreciation (attach schedule) ▶ _____			
	12	Investments—mortgage loans			
	13	Investments—other (attach schedule)	3,282,229	 3,517,670	3,365,902
	14	Land, buildings, and equipment basis ▶ _____ 20,659 Less accumulated depreciation (attach schedule) ▶ _____ 10,435	12,066	 10,224	10,224
15	Other assets (describe ▶ _____)	 3,572	 3,572	 3,572	
16	Total assets (to be completed by all filers—see the instructions Also, see page 1, item I)	8,437,054	8,545,722	8,491,125	
Liabilities	17	Accounts payable and accrued expenses			
	18	Grants payable			
	19	Deferred revenue			
	20	Loans from officers, directors, trustees, and other disqualified persons			
	21	Mortgages and other notes payable (attach schedule)			
	22	Other liabilities (describe ▶ _____)			
	23	Total liabilities (add lines 17 through 22)		0	
Net Assets or Fund Balances	Foundations that follow SFAS 117, check here ▶ <input type="checkbox"/> and complete lines 24 through 26 and lines 30 and 31.				
	24	Unrestricted			
	25	Temporarily restricted			
	26	Permanently restricted			
	Foundations that do not follow SFAS 117, check here ▶ <input checked="" type="checkbox"/> and complete lines 27 through 31.				
	27	Capital stock, trust principal, or current funds			
	28	Paid-in or capital surplus, or land, bldg , and equipment fund			
	29	Retained earnings, accumulated income, endowment, or other funds	8,437,054	8,545,722	
	30	Total net assets or fund balances (see page 17 of the instructions)	8,437,054	8,545,722	
	31	Total liabilities and net assets/fund balances (see page 17 of the instructions)	8,437,054	8,545,722	

Part III Analysis of Changes in Net Assets or Fund Balances		
1	Total net assets or fund balances at beginning of year—Part II, column (a), line 30 (must agree with end-of-year figure reported on prior year’s return)	1 8,437,054
2	Enter amount from Part I, line 27a	2 24,487
3	Other increases not included in line 2 (itemize) ▶ _____ 	3 84,181
4	Add lines 1, 2, and 3	4 8,545,722
5	Decreases not included in line 2 (itemize) ▶ _____	5
6	Total net assets or fund balances at end of year (line 4 minus line 5)—Part II, column (b), line 30	6 8,545,722

Part IV

Capital Gains and Losses for Tax on Investment Income

(a) List and describe the kind(s) of property sold (e g , real estate, 2-story brick warehouse, or common stock, 200 shs MLC Co)		(b) How acquired P—Purchase D—Donation	(c) Date acquired (mo , day, yr)	(d) Date sold (mo , day, yr)
1a				
(e) Gross sales price	(f) Depreciation allowed (or allowable)	(g) Cost or other basis plus expense of sale	(h) Gain or (loss) (e) plus (f) minus (g)	
a				
b				
c				
d				
e				
Complete only for assets showing gain in column (h) and owned by the foundation on 12/31/69			(i) Gains (Col (h) gain minus col (k), but not less than -0-) or Losses (from col (h))	
(i) F M V as of 12/31/69	(j) Adjusted basis as of 12/31/69	(k) Excess of col (i) over col (j), if any		
a				
b				
c				
d				
e				
2	Capital gain net income or (net capital loss) <div>If gain, also enter in Part I, line 7 If (loss), enter -0- in Part I, line 7</div>		2	4,040
3	Net short-term capital gain or (loss) as defined in sections 1222(5) and (6) <div>If gain, also enter in Part I, line 8, column (c) (see instructions) If (loss), enter -0- in Part I, line 8</div>		3	

Part V

Qualification Under Section 4940(e) for Reduced Tax on Net Investment Income

(For optional use by domestic private foundations subject to the section 4940(a) tax on net investment income)

If section 4940(d)(2) applies, leave this part blank

Was the foundation liable for the section 4942 tax on the distributable amount of any year in the base period? ☐ Yes ☐ No

If "Yes," the foundation does not qualify under section 4940(e) Do not complete this part

1 Enter the appropriate amount in each column for each year, see page 18 of the instructions before making any entries

(a) Base period years Calendar year (or tax year beginning in)	(b) Adjusted qualifying distributions	(c) Net value of noncharitable-use assets	(d) Distribution ratio (col (b) divided by col (c))
2011			
2010			
2009			
2008			
2007			
2 Total of line 1, column (d).			2
3 Average distribution ratio for the 5-year base period—divide the total on line 2 by 5, or by the number of years the foundation has been in existence if less than 5 years			3
4 Enter the net value of noncharitable-use assets for 2012 from Part X, line 5.			4
5 Multiply line 4 by line 3.			5
6 Enter 1% of net investment income (1% of Part I, line 27b).			6
7 Add lines 5 and 6.			7
8 Enter qualifying distributions from Part XII, line 4.			8

If line 8 is equal to or greater than line 7, check the box in Part VI, line 1b, and complete that part using a 1% tax rate See the Part VI instructions

Part VI

Excise Tax Based on Investment Income (Section 4940(a), 4940(b), 4940(e), or 4948—see page 18 of the instructions)

1a		Exempt operating foundations described in section 4940(d)(2), check here <input type="checkbox"/> and enter "N/A" on line 1			
		Date of ruling or determination letter _____ (attach copy of letter if necessary—see instructions)			
b		Domestic foundations that meet the section 4940(e) requirements in Part V, check here <input type="checkbox"/> and enter 1% of Part I, line 27b		1	0
c		All other domestic foundations enter 2% of line 27b Exempt foreign organizations enter 4% of Part I, line 12, col (b)			
2		Tax under section 511 (domestic section 4947(a)(1) trusts and taxable foundations only Others enter -0-)		2	
3		Add lines 1 and 2.		3	
4		Subtitle A (income) tax (domestic section 4947(a)(1) trusts and taxable foundations only Others enter -0-)		4	
5		Tax based on investment income. Subtract line 4 from line 3 If zero or less, enter -0-		5	
6		Credits/Payments			
a		2012 estimated tax payments and 2011 overpayment credited to 2012	6a		
b		Exempt foreign organizations—tax withheld at source	6b		
c		Tax paid with application for extension of time to file (Form 8868)	6c		
d		Backup withholding erroneously withheld	6d		
7		Total credits and payments Add lines 6a through 6d.		7	
8		Enter any penalty for underpayment of estimated tax Check here <input type="checkbox"/> if Form 2220 is attached		8	
9		Tax due. If the total of lines 5 and 8 is more than line 7, enter amount owed		9	
10		Overpayment. If line 7 is more than the total of lines 5 and 8, enter the amount overpaid.		10	
11		Enter the amount of line 10 to be Credited to 2013 estimated tax <input type="checkbox"/>	Refunded <input type="checkbox"/>	11	

Part VII-A

Statements Regarding Activities

1a	During the tax year, did the foundation attempt to influence any national, state, or local legislation or did it participate or intervene in any political campaign?		Yes	No
		1a		No
b	Did it spend more than \$100 during the year (either directly or indirectly) for political purposes (see page 19 of the instructions for definition)?			No
	If the answer is "Yes" to 1a or 1b, attach a detailed description of the activities and copies of any materials published or distributed by the foundation in connection with the activities.			
c	Did the foundation file Form 1120-POL for this year?.	1c		No
d	Enter the amount (if any) of tax on political expenditures (section 4955) imposed during the year (1) On the foundation <input type="checkbox"/> \$ _____ (2) On foundation managers <input type="checkbox"/> \$ _____			
e	Enter the reimbursement (if any) paid by the foundation during the year for political expenditure tax imposed on foundation managers <input type="checkbox"/> \$ _____			
2	Has the foundation engaged in any activities that have not previously been reported to the IRS?	2		No
	If "Yes," attach a detailed description of the activities.			
3	Has the foundation made any changes, not previously reported to the IRS, in its governing instrument, articles of incorporation, or bylaws, or other similar instruments? If "Yes," attach a conformed copy of the changes	3		No
4a	Did the foundation have unrelated business gross income of \$1,000 or more during the year?.	4a		No
b	If "Yes," has it filed a tax return on Form 990-T for this year?.	4b		
5	Was there a liquidation, termination, dissolution, or substantial contraction during the year?	5		No
	If "Yes," attach the statement required by General Instruction T.			
6	Are the requirements of section 508(e) (relating to sections 4941 through 4945) satisfied either <ul style="list-style-type: none">By language in the governing instrument, orBy state legislation that effectively amends the governing instrument so that no mandatory directions that conflict with the state law remain in the governing instrument?	6	Yes	
7	Did the foundation have at least \$5,000 in assets at any time during the year? If "Yes," complete Part II, col (c), and Part XV	7	Yes	
8a	Enter the states to which the foundation reports or with which it is registered (see instructions) <input type="checkbox"/> FL _____			
b	If the answer is "Yes" to line 7, has the foundation furnished a copy of Form 990-PF to the Attorney General (or designate) of each state as required by General Instruction G? If "No," attach explanation .	8b	Yes	
9	Is the foundation claiming status as a private operating foundation within the meaning of section 4942(j)(3) or 4942(j)(5) for calendar year 2012 or the taxable year beginning in 2012 (see instructions for Part XIV)? If "Yes," complete Part XIV	9		No
10	Did any persons become substantial contributors during the tax year? If "Yes," attach a schedule listing their names and addresses	10		No

Part VII-A

Statements Regarding Activities *(continued)*

11	At any time during the year, did the foundation, directly or indirectly, own a controlled entity within the meaning of section 512(b)(13)? If "Yes," attach schedule (see instructions).	11		No
12	Did the foundation make a distribution to a donor advised fund over which the foundation or a disqualified person had advisory privileges? If "Yes," attach statement (see instructions)	12		No
13	Did the foundation comply with the public inspection requirements for its annual returns and exemption application?	13	Yes	
Website address ▶N/A				
14	The books are in care of ▶GARY PETERS Telephone no ▶(561) 994-7330 Located at ▶6013 LE LAC ROAD BOCA RATON FL ZIP +4 ▶33496			
15	Section 4947(a)(1) nonexempt charitable trusts filing Form 990-PF in lieu of Form 1041 —Check here ▶ <input type="checkbox"/> and enter the amount of tax-exempt interest received or accrued during the year ▶	15		
16	At any time during calendar year 2012, did the foundation have an interest in or a signature or other authority over a bank, securities, or other financial account in a foreign country?	16		No
See instructions for exceptions and filing requirements for Form TD F 90-22.1 If "Yes", enter the name of the foreign country ▶				

Part VII-B

Statements Regarding Activities for Which Form 4720 May Be Required

File Form 4720 if any item is checked in the "Yes" column, unless an exception applies.			Yes	No
1a	During the year did the foundation (either directly or indirectly) (1) Engage in the sale or exchange, or leasing of property with a disqualified person? <input type="checkbox"/> Yes <input checked="" type="checkbox"/> No (2) Borrow money from, lend money to, or otherwise extend credit to (or accept it from) a disqualified person?. <input type="checkbox"/> Yes <input checked="" type="checkbox"/> No (3) Furnish goods, services, or facilities to (or accept them from) a disqualified person? <input type="checkbox"/> Yes <input checked="" type="checkbox"/> No (4) Pay compensation to, or pay or reimburse the expenses of, a disqualified person? <input type="checkbox"/> Yes <input checked="" type="checkbox"/> No (5) Transfer any income or assets to a disqualified person (or make any of either available for the benefit or use of a disqualified person)?. <input type="checkbox"/> Yes <input checked="" type="checkbox"/> No (6) Agree to pay money or property to a government official? (Exception. Check "No" if the foundation agreed to make a grant to or to employ the official for a period after termination of government service, if terminating within 90 days). <input type="checkbox"/> Yes <input checked="" type="checkbox"/> No			
b	If any answer is "Yes" to 1a(1)–(6), did any of the acts fail to qualify under the exceptions described in Regulations section 53.4941(d)-3 or in a current notice regarding disaster assistance (see page 20 of the instructions)?. . . Organizations relying on a current notice regarding disaster assistance check here. ▶ <input type="checkbox"/>	1b		
c	Did the foundation engage in a prior year in any of the acts described in 1a, other than excepted acts, that were not corrected before the first day of the tax year beginning in 2012?.	1c		
2	Taxes on failure to distribute income (section 4942) (does not apply for years the foundation was a private operating foundation defined in section 4942(j)(3) or 4942(j)(5))			
a	At the end of tax year 2012, did the foundation have any undistributed income (lines 6d and 6e, Part XIII) for tax year(s) beginning before 2012?. <input type="checkbox"/> Yes <input checked="" type="checkbox"/> No If "Yes," list the years ▶ 20____, 20____, 20____, 20____			
b	Are there any years listed in 2a for which the foundation is not applying the provisions of section 4942(a)(2) (relating to incorrect valuation of assets) to the year's undistributed income? (If applying section 4942(a)(2) to all years listed, answer "No" and attach statement—see instructions).	2b		
c	If the provisions of section 4942(a)(2) are being applied to any of the years listed in 2a, list the years here ▶ 20____, 20____, 20____, 20____			
3a	Did the foundation hold more than a 2% direct or indirect interest in any business enterprise at any time during the year?. <input type="checkbox"/> Yes <input checked="" type="checkbox"/> No			
b	If "Yes," did it have excess business holdings in 2012 as a result of (1) any purchase by the foundation or disqualified persons after May 26, 1969, (2) the lapse of the 5-year period (or longer period approved by the Commissioner under section 4943(c)(7)) to dispose of holdings acquired by gift or bequest, or (3) the lapse of the 10-, 15-, or 20-year first phase holding period? (<i>Use Schedule C, Form 4720, to determine if the foundation had excess business holdings in 2012.</i>).	3b		
4a	Did the foundation invest during the year any amount in a manner that would jeopardize its charitable purposes?	4a		No
b	Did the foundation make any investment in a prior year (but after December 31, 1969) that could jeopardize its charitable purpose that had not been removed from jeopardy before the first day of the tax year beginning in 2012?	4b		No

Part VII-B

Statements Regarding Activities for Which Form 4720 May Be Required (continued)

5a

During the year did the foundation pay or incur any amount to

(1)

Carry on propaganda, or otherwise attempt to influence legislation (section 4945(e))?

Yes

No

(2)

Influence the outcome of any specific public election (see section 4955), or to carry on, directly or indirectly, any voter registration drive?

Yes

No

(3)

Provide a grant to an individual for travel, study, or other similar purposes?

Yes

No

(4)

Provide a grant to an organization other than a charitable, etc , organization described in section 509(a)(1), (2), or (3), or section 4940(d)(2)? (see instructions).

Yes

No

(5)

Provide for any purpose other than religious, charitable, scientific, literary, or educational purposes, or for the prevention of cruelty to children or animals?

Yes

No

b

If any answer is "Yes" to 5a(1)–(5), did **any** of the transactions fail to qualify under the exceptions described in Regulations section 53.4945 or in a current notice regarding disaster assistance (see instructions)?

5b

Organizations relying on a current notice regarding disaster assistance check here.

c

If the answer is "Yes" to question 5a(4), does the foundation claim exemption from the tax because it maintained expenditure responsibility for the grant?

Yes

No

If "Yes," attach the statement required by Regulations section 53.4945–5(d).

6a

Did the foundation, during the year, receive any funds, directly or indirectly, to pay premiums on a personal benefit contract?

Yes

No

b

Did the foundation, during the year, pay premiums, directly or indirectly, on a personal benefit contract?

6b

No

If "Yes" to 6b, file Form 8870.

7a

At any time during the tax year, was the foundation a party to a prohibited tax shelter transaction?

Yes

No

b

If yes, did the foundation receive any proceeds or have any net income attributable to the transaction?

7b

Part VIII

Information About Officers, Directors, Trustees, Foundation Managers, Highly Paid Employees, and Contractors

1

List all officers, directors, trustees, foundation managers and their compensation (see instructions).

(a) Name and address	(b) Title, and average hours per week devoted to position	(c) Compensation (If not paid, enter -0-)	(d) Contributions to employee benefit plans and deferred compensation	(e) Expense account, other allowances
See Additional Data Table				

2

Compensation of five highest-paid employees (other than those included on line 1—see instructions). If none, enter "NONE."

(a) Name and address of each employee paid more than \$50,000	(b) Title, and average hours per week devoted to position	(c) Compensation	(d) Contributions to employee benefit plans and deferred compensation	(e) Expense account, other allowances
NONE				

Total number of other employees paid over \$50,000.

Part VIII

(a) Name and address of each person paid more than \$50,000	(b) Type of service	(c) Compensation
NONE		

Part IX-A Summary of Direct Charitable Activities

List the foundation's four largest direct charitable activities during the tax year. Include relevant statistical information such as the number of organizations and other beneficiaries served, conferences convened, research papers produced, etc.		Expenses
1		
2		
3		
4		

Describe the two largest program-related investments made by the foundation during the tax year on lines 1 and 2	Amount
1 N/A	
2	
All other program-related investments See page 24 of the instructions	
3	

Form **990-PF** (2012)

Part X

Minimum Investment Return (All domestic foundations must complete this part. Foreign foundations, see instructions.)

1	Fair market value of assets not used (or held for use) directly in carrying out charitable, etc , purposes		
a	Average monthly fair market value of securities.	1a	7,848,122
b	Average of monthly cash balances.	1b	461,395
c	Fair market value of all other assets (see instructions).	1c	0
d	Total (add lines 1a, b, and c).	1d	8,309,517
e	Reduction claimed for blockage or other factors reported on lines 1a and 1c (attach detailed explanation).	1e	
2	Acquisition indebtedness applicable to line 1 assets.	2	
3	Subtract line 2 from line 1d.	3	8,309,517
4	Cash deemed held for charitable activities Enter 1 1/2% of line 3 (for greater amount, see instructions).	4	124,643
5	Net value of noncharitable-use assets. Subtract line 4 from line 3 Enter here and on Part V, line 4	5	8,184,874
6	Minimum investment return. Enter 5% of line 5.	6	409,244

Part XI

Distributable Amount (see instructions) (Section 4942(j)(3) and (j)(5) private operating foundations and certain foreign organizations check here ☐ and do not complete this part.)

1	Minimum investment return from Part X, line 6.	1	409,244
2a	Tax on investment income for 2012 from Part VI, line 5.	2a	
b	Income tax for 2012 (This does not include the tax from Part VI).	2b	
c	Add lines 2a and 2b.	2c	
3	Distributable amount before adjustments Subtract line 2c from line 1.	3	409,244
4	Recoveries of amounts treated as qualifying distributions.	4	
5	Add lines 3 and 4.	5	409,244
6	Deduction from distributable amount (see instructions).	6	
7	Distributable amount as adjusted Subtract line 6 from line 5 Enter here and on Part XIII, line 1.	7	409,244

Part XII

Qualifying Distributions (see instructions)

1	Amounts paid (including administrative expenses) to accomplish charitable, etc , purposes		
a	Expenses, contributions, gifts, etc —total from Part I, column (d), line 26.	1a	289,350
b	Program-related investments—total from Part IX-B.	1b	
2	Amounts paid to acquire assets used (or held for use) directly in carrying out charitable, etc , purposes.	2	
3	Amounts set aside for specific charitable projects that satisfy the		
a	Suitability test (prior IRS approval required).	3a	
b	Cash distribution test (attach the required schedule).	3b	
4	Qualifying distributions. Add lines 1a through 3b Enter here and on Part V, line 8, and Part XIII, line 4	4	289,350
5	Foundations that qualify under section 4940(e) for the reduced rate of tax on net investment income Enter 1% of Part I, line 27b (see instructions).	5	
6	Adjusted qualifying distributions. Subtract line 5 from line 4.	6	289,350
Note: The amount on line 6 will be used in Part V, column (b), in subsequent years when calculating whether the foundation qualifies for the section 4940(e) reduction of tax in those years			

Part XIII

Undistributed Income (see instructions)

	(a) Corpus	(b) Years prior to 2011	(c) 2011	(d) 2012
1 Distributable amount for 2012 from Part XI, line 7				409,244
2 Undistributed income, if any, as of the end of 2012				
a Enter amount for 2011 only.				
b Total for prior years 20____, 20____, 20____				
3 Excess distributions carryover, if any, to 2012				
a From 2007.	107,814			
b From 2008.	162,874			
c From 2009.	444,631			
d From 2010.	46,848			
e From 2011.				
f Total of lines 3a through e.	762,167			
4 Qualifying distributions for 2012 from Part XII, line 4 ▶ \$ 289,350				
a Applied to 2011, but not more than line 2a				
b Applied to undistributed income of prior years (Election required—see instructions).				
c Treated as distributions out of corpus (Election required—see instructions).				
d Applied to 2012 distributable amount.				289,350
e Remaining amount distributed out of corpus				
5 Excess distributions carryover applied to 2012 (If an amount appears in column (d), the same amount must be shown in column (a).)	119,894			119,894
6 Enter the net total of each column as indicated below:				
a Corpus Add lines 3f, 4c, and 4e Subtract line 5	642,273			
b Prior years' undistributed income Subtract line 4b from line 2b.				
c Enter the amount of prior years' undistributed income for which a notice of deficiency has been issued, or on which the section 4942(a) tax has been previously assessed.				
d Subtract line 6c from line 6b Taxable amount—see instructions				
e Undistributed income for 2011 Subtract line 4a from line 2a Taxable amount—see instructions				
f Undistributed income for 2012 Subtract lines 4d and 5 from line 1 This amount must be distributed in 2013.				0
7 Amounts treated as distributions out of corpus to satisfy requirements imposed by section 170(b)(1)(F) or 4942(g)(3) (see instructions).				
8 Excess distributions carryover from 2007 not applied on line 5 or line 7 (see instructions). . . .				
9 Excess distributions carryover to 2013. Subtract lines 7 and 8 from line 6a.	642,273			
10 Analysis of line 9				
a Excess from 2008. . . .	150,794			
b Excess from 2009. . . .	444,631			
c Excess from 2010. . . .	46,848			
d Excess from 2011. . . .				
e Excess from 2012. . . .				

Part XIVPrivate Operating Foundations (see instructions and Part VII-A, question 9)

1a

If the foundation has received a ruling or determination letter that it is a private operating foundation, and the ruling is effective for 2012, enter the date of the ruling.

b

Check box to indicate whether the organization is a private operating foundation described in section 4942(j)(3) or 4942(j)(5)

☐ 4942(j)(3) or ☐ 4942(j)(5)

2a	Enter the lesser of the adjusted net income from Part I or the minimum investment return from Part X for each year listed.	Tax year	Prior 3 years			(e) Total
		(a) 2012	(b) 2011	(c) 2010	(d) 2009	
b	85% of line 2a					
c	Qualifying distributions from Part XII, line 4 for each year listed.					
d	Amounts included in line 2c not used directly for active conduct of exempt activities.					
e	Qualifying distributions made directly for active conduct of exempt activities. Subtract line 2d from line 2c.					
3	Complete 3a, b, or c for the alternative test relied upon					
a	"Assets" alternative test—enter					
	(1) Value of all assets					
	(2) Value of assets qualifying under section 4942(j)(3)(B)(i)					
b	"Endowment" alternative test— enter 2/3 of minimum investment return shown in Part X, line 6 for each year listed.					
c	"Support" alternative test—enter					
	(1) Total support other than gross investment income (interest, dividends, rents, payments on securities loans (section 512(a)(5)), or royalties).					
	(2) Support from general public and 5 or more exempt organizations as provided in section 4942(j)(3)(B)(iii).					
	(3) Largest amount of support from an exempt organization					
	(4) Gross investment income					

Part XVSupplementary Information (Complete this part only if the organization had \$5,000 or more in assets at any time during the year—see instructions.)

1

Information Regarding Foundation Managers:

a

List any managers of the foundation who have contributed more than 2% of the total contributions received by the foundation before the close of any tax year (but only if they have contributed more than \$5,000) (See section 507(d)(2))

b

List any managers of the foundation who own 10% or more of the stock of a corporation (or an equally large portion of the ownership of a partnership or other entity) of which the foundation has a 10% or greater interest

2

Information Regarding Contribution, Grant, Gift, Loan, Scholarship, etc., Programs:

Check here ☒ if the foundation only makes contributions to preselected charitable organizations and does not accept unsolicited requests for funds. If the foundation makes gifts, grants, etc. (see instructions) to individuals or organizations under other conditions, complete items 2a, b, c, and d.

a

The name, address, and telephone number of the person to whom applications should be addressed

b

The form in which applications should be submitted and information and materials they should include

c

Any submission deadlines

d

Any restrictions or limitations on awards, such as by geographical areas, charitable fields, kinds of institutions, or other factors

Part XV

Supplementary Information (continued)

3 Grants and Contributions Paid During the Year or Approved for Future Payment

Recipient	If recipient is an individual, show any relationship to any foundation manager or substantial contributor	Foundation status of recipient	Purpose of grant or contribution	Amount
Name and address (home or business)				
a Paid during the year See Additional Data Table				
Total			3a	289,350
b Approved for future payment				
Total			3b	

Enter gross amounts unless otherwise indicated	Unrelated business income		Excluded by section 512, 513, or 514		(e) Related or exempt function income (See instructions)
	(a) Business code	(b) Amount	(c) Exclusion code	(d) Amount	
1 Program service revenue					
a _____					
b _____					
c _____					
d _____					
e _____					
f _____					
g Fees and contracts from government agencies					
2 Membership dues and assessments.					
3 Interest on savings and temporary cash investments			14	201,954	
4 Dividends and interest from securities.			14	225,017	
5 Net rental income or (loss) from real estate					
a Debt-financed property.					
b Not debt-financed property.					
6 Net rental income or (loss) from personal property					
7 Other investment income.			14	22,672	
8 Gain or (loss) from sales of assets other than inventory			18	57,628	
9 Net income or (loss) from special events					
10 Gross profit or (loss) from sales of inventory. . .					
11 Other revenue a _____					
b _____					
c _____					
d _____					
e _____					
12 Subtotal. Add columns (b), (d), and (e).				507,271	
13 Total. Add line 12, columns (b), (d), and (e).				507,271	507,271

[illegible]

1 Did the organization directly or indirectly engage in any of the following with any other organization described in section 501(c) of the Code (other than section 501(c)(3) organizations) or in section 527, relating to political organizations?		Yes	No
a Transfers from the reporting foundation to a noncharitable exempt organization of			
(1) Cash.	1a(1)		No
(2) Other assets.	1a(2)		No
b Other transactions			
(1) Sales of assets to a noncharitable exempt organization.	1b(1)		No
(2) Purchases of assets from a noncharitable exempt organization.	1b(2)		No
(3) Rental of facilities, equipment, or other assets.	1b(3)		No
(4) Reimbursement arrangements.	1b(4)		No
(5) Loans or loan guarantees.	1b(5)		No
(6) Performance of services or membership or fundraising solicitations.	1b(6)		No
c Sharing of facilities, equipment, mailing lists, other assets, or paid employees.	1c		No
d If the answer to any of the above is "Yes," complete the following schedule. Column (b) should always show the fair market value of the goods, other assets, or services given by the reporting foundation. If the foundation received less than fair market value in any transaction or sharing arrangement, show in column (d) the value of the goods, other assets, or services received.			

[illegible]

2a Is the foundation directly or indirectly affiliated with, or related to, one or more tax-exempt organizations described in section 501(c) of the Code (other than section 501(c)(3)) or in section 527? ☐ Yes ☒ No

b If "Yes," complete the following schedule		
(a) Name of organization	(b) Type of organization	(c) Description of relationship






Sign Here Under penalties of perjury, I declare that I have examined this return, including accompanying schedules and statements, and to the best of my knowledge and belief, it is true, correct, and complete. Declaration of preparer (other than taxpayer or fiduciary) is based on all information of which preparer has any knowledge.

*****	2013-06-17	*****
Signature of officer or trustee	Date	Title

May the IRS discuss this return with the preparer shown below (see instr.)? ☐ Yes ☒ No

Paid Preparer Use Only	Print/Type preparer's name	Preparer's Signature	Date	Check if self-employed <input checked="checked" type="checkbox"/>	PTIN
	SCOTT T RHINE	SCOTT T RHINE	2013-06-17		
	Firm's name <input type="checkbox"/>	HINKLE RICHTER & RHINE LLP		Firm's EIN <input type="checkbox"/>	
		777 E ATLANTIC AVE STE 226			
	Firm's address <input type="checkbox"/>	DELRAY BEACH, FL 334835359		Phone no (561) 314-2201	


Form 990PF Part VIII Line 1 - List all officers, directors, trustees, foundation managers and their compensation

(a) Name and address	(b) Title, and average hours per week devoted to position	(c) Compensation (If not paid, enter -0-)	(d) Contributions to employee benefit plans and deferred compensation	(e) Expense account, other allowances
GARY PETERS  6013 LE LAC ROAD BOCA RATON, FL 33496	DIRECTOR 1 00	0	0	0
CECILIA PETERS  6013 LE LAC ROAD BOCA RATON, FL 33496				
WILLIAM GREGORY PETERS  2061 NW 25TH STREET BOCA RATON, FL 33431	DIRECTOR 1 00	0	0	0
JENNIFER SIMONS  1859 WILDWOOD LANE DEERFIELD BEACH, FL 33442				
STEVEN MARK PETERS  3801 NW 5TH TERRACE BOCA RATON, FL 33431	DIRECTOR 1 00	0	0	0

Form 990PF Part XV Line 3 - Grants and Contributions Paid During the Year or Approved for Future Payment

Recipient	If recipient is an individual, show any relationship to any foundation manager or substantial contributor	Foundation status of recipient	Purpose of grant or contribution	Amount
Name and address (home or business)				
a <i>Paid during the year</i>				
4KIDS OF SOUTH FLORIDA 827 S STATE ROAD 7 NORTH LAUDERDALE,FL 33068	NONE	PUBLIC	CHARITABLE/GENERAL PURPOSE	75,000
BOCA HELPING HANDS 1500 NW 1ST COURT BOCA RATON,FL 33432	NONE	PUBLIC	CHARITABLE/GENERAL PURPOSE	14,700
FIREWALL MINISTRIES 13044 SPRING LAKE DRIVE FORT LAUDERDALE,FL 333302669	NONE	PUBLIC	CHARITABLE/GENERAL PURPOSE	15,000
PALM BEACH COUNTY YOUTH FOR CHRIST 800 NORTHPOINT PARKWAY WEST PALM BEACH,FL 33407	NONE	PUBLIC	CHARITABLE/GENERAL PURPOSE	19,400
SAINT ANDREWS SCHOOL 3900 JOG ROAD BOCA RATON,FL 33434	NONE	PUBLIC	CHARITABLE/GENERAL PURPOSE	25,000
SAINT ANDREWS BOOSTER CLUB 3900 JOG ROAD BOCA RATON,FL 33434	NONE	PUBLIC	CHARITABLE/GENERAL PURPOSE	1,000
VANDERBILT UNIVERSITY 2301 VANDERBILT PLACE NASHVILLE,TN 37240	NONE	PUBLIC	CHARITABLE/GENERAL PURPOSE	100,000
FISHING FOR FAMILIES PO BOX 96099 DURHAM,NC 27708	NONE	PUBLIC	CHARITABLE/GENERAL PURPOSE	500
GEORGE SNOW SCHOLARSHIP FUND 1860 NORTH DIXIE HIGHWAY BOCA RATON,FL 33432	NONE	PUBLIC	CHARITABLE/GENERAL PURPOSE	400
SECOND HARVEST FOOD BANK 331 GREAT CIRCLE ROAD NASHVILLE,TN 37228	NONE	PUBLIC	CHARITABLE/GENERAL PURPOSE	18,450
SUNFLOWER CREATIVE ARTS ORG 2601 SAINT ANDREWS BLVD BOCA RATON,FL 33434	NONE	PUBLIC	CHARITABLE/GENERAL PURPOSE	400
WAYNE BARTON STUDY CENTER 269 NE 14TH STREET BOCA RATON,FL 33432	NONE	PUBLIC	CHARITABLE/GENERAL PURPOSE	10,000
YOUNG LIFE POOX 520 COLORADO SPRINGS,CO 80901	NONE	PUBLIC	CHARITABLE/GENERAL PURPOSE	2,000
ORDER OF ST JOHN OF JERUSALEM 790 ANDREWS AVE 301-C DELRAY BEACH,FL 33483	NONE	PUBLIC	CHARITABLE/GENERAL PURPOSE	5,000
THE NAVIGATORS PO BOX 6000 COLORADO SPRINGS,CO 80934	NONE	PUBLIC	CHARITABLE/GENERAL PURPOSE	2,000

Form 990PF Part XV Line 3 - Grants and Contributions Paid During the Year or Approved for Future Payment

Recipient	If recipient is an individual, show any relationship to any foundation manager or substantial contributor	Foundation status of recipient	Purpose of grant or contribution	Amount
Name and address (home or business)				
a <i>Paid during the year</i>				
THE FELLOWS INITIATIVE PO BOX 690 FALLS CHURCH,VA 22040	NONE	PUBLIC	CHARITABLE/GENERAL PURPOSE	500
Total  3a				289,350

Form **4562**

Department of the Treasury
Internal Revenue Service (99)

Depreciation and Amortization
(Including Information on Listed Property)

▶ See separate instructions. ▶ Attach to your tax return.

OMB No 1545-0172

2012

Attachment
Sequence No **179**

Name(s) shown on return
GARY PETERS FAMILY FOUNDATION INC

Business or activity to which this form relates
INDIRECT DEPRECIATION

Identifying number

20-1067444

Part I Election To Expense Certain Property Under Section 179

Note: If you have any listed property, complete Part V before you complete Part I.

1	Maximum amount (see instructions)	1	139,000
2	Total cost of section 179 property placed in service (see instructions)	2	
3	Threshold cost of section 179 property before reduction in limitation (see instructions)	3	560,000
4	Reduction in limitation Subtract line 3 from line 2 If zero or less, enter -0-	4	
5	Dollar limitation for tax year Subtract line 4 from line 1 If zero or less, enter -0- If married filing separately, see instructions	5	

6	(a) Description of property	(b) Cost (business use only)	(c) Elected cost	
6				
7	Listed property Enter the amount from line 29	7		
8	Total elected cost of section 179 property Add amounts in column (c), lines 6 and 7	8		
9	Tentative deduction Enter the smaller of line 5 or line 8	9		
10	Carryover of disallowed deduction from line 13 of your 2011 Form 4562	10		
11	Business income limitation Enter the smaller of business income (not less than zero) or line 5 (see instructions)	11		
12	Section 179 expense deduction Add lines 9 and 10, but do not enter more than line 11	12		
13	Carryover of disallowed deduction to 2013 Add lines 9 and 10, less line 12	13		

Note: Do not use Part II or Part III below for listed property. Instead, use Part V.

Part II Special Depreciation Allowance and Other Depreciation (Do not include listed property) (See instructions)

14	Special depreciation allowance for qualified property (other than listed property) placed in service during the tax year (see instructions)	14	
15	Property subject to section 168(f)(1) election	15	
16	Other depreciation (including ACRS)	16	714

Part III MACRS Depreciation (Do not include listed property.) (See instructions.)

Section A

17	MACRS deductions for assets placed in service in tax years beginning before 2012	17	1,128
18	If you are electing to group any assets placed in service during the tax year into one or more general asset accounts, check here		

Section B—Assets Placed in Service During 2012 Tax Year Using the General Depreciation System

(a) Classification of property	(b) Month and year placed in service	(c) Basis for depreciation (business/investment use only—see instructions)	(d) Recovery period	(e) Convention	(f) Method	(g) Depreciation deduction
19a 3-year property						
b 5-year property						
c 7-year property						
d 10-year property						
e 15-year property						
f 20-year property						
g 25-year property			25 yrs		S/L	
h Residential rental property			27 5 yrs	MM	S/L	
			27 5 yrs	MM	S/L	
i Nonresidential real property			39 yrs	MM	S/L	
				MM	S/L	

Section C—Assets Placed in Service During 2012 Tax Year Using the Alternative Depreciation System

20a Class life					S/L	
b 12-year			12 yrs		S/L	
c 40-year			40 yrs	MM	S/L	

Part IV Summary (see instructions)

21	Listed property Enter amount from line 28	21	
22	Total. Add amounts from line 12, lines 14 through 17, lines 19 and 20 in column (g), and line 21 Enter here and on the appropriate lines of your return Partnerships and S corporations—see instructions	22	1,842
23	For assets shown above and placed in service during the current year, enter the portion of the basis attributable to section 263A costs	23	

Part V

Listed Property (Include automobiles, certain other vehicles, certain computers, and property used for entertainment, recreation, or amusement.)
Note: For any vehicle for which you are using the standard mileage rate or deducting lease expense, complete **only** 24a, 24b, columns (a) through (c) of Section A, all of Section B, and Section C if applicable.

Section A—Depreciation and Other Information (Caution: See the instructions for limits for passenger automobiles.)

24a Do you have evidence to support the business/investment use claimed? <input type="checkbox"/> Yes <input type="checkbox"/> No						24b If "Yes," is the evidence written? <input type="checkbox"/> Yes <input type="checkbox"/> No			
(a) Type of property (list vehicles first)	(b) Date placed in service	(c) Business/ investment use percentage	(d) Cost or other basis	(e) Basis for depreciation (business/investment use only)	(f) Recovery period	(g) Method/ Convention	(h) Depreciation/ deduction	(i) Elected section 179 cost	
25Special depreciation allowance for qualified listed property placed in service during the tax year and used more than 50% in a qualified business use (see instructions)							25		
26 Property used more than 50% in a qualified business use									
		%							
		%							
		%							
27 Property used 50% or less in a qualified business use									
		%				S/L -			
		%				S/L -			
		%				S/L -			
28 Add amounts in column (h), lines 25 through 27 Enter here and on line 21, page 1						28			
29 Add amounts in column (i), line 26 Enter here and on line 7, page 1							29		

Section B—Information on Use of Vehicles

Complete this section for vehicles used by a sole proprietor, partner, or other "more than 5% owner," or related person
If you provided vehicles to your employees, first answer the questions in Section C to see if you meet an exception to completing this section for those vehicles

30 Total business/investment miles driven during the year (do not include commuting miles) . . .	(a) Vehicle 1		(b) Vehicle 2		(c) Vehicle 3		(d) Vehicle 4		(e) Vehicle 5		(f) Vehicle 6	
31 Total commuting miles driven during the year . . .												
32 Total other personal(noncommuting) miles driven . . .												
33 Total miles driven during the year Add lines 30 through 32												
34 Was the vehicle available for personal use during off-duty hours?	Yes	No	Yes	No	Yes	No	Yes	No	Yes	No	Yes	No
35 Was the vehicle used primarily by a more than 5% owner or related person?												
36 Is another vehicle available for personal use? . . .												

Section C—Questions for Employers Who Provide Vehicles for Use by Their Employees

Answer these questions to determine if you meet an exception to completing Section B for vehicles used by employees who **are not** more than 5% owners or related persons (see instructions)

37 Do you maintain a written policy statement that prohibits all personal use of vehicles, including commuting, by your employees?	Yes	No
38 Do you maintain a written policy statement that prohibits personal use of vehicles, except commuting, by your employees? See the instructions for vehicles used by corporate officers, directors, or 1% or more owners . . .		
39 Do you treat all use of vehicles by employees as personal use?		
40 Do you provide more than five vehicles to your employees, obtain information from your employees about the use of vehicles, and retain the information received?		
41 Do you meet the requirements concerning qualified automobile demonstration use? (See instructions)		
Note: If your answer to 37, 38, 39, 40, or 41 is "Yes," do not complete Section B for the covered vehicles		

Part VI Amortization

(a) Description of costs	(b) Date amortization begins	(c) Amortizable amount	(d) Code section	(e) Amortization period or percentage	(f) Amortization for this year
42 Amortization of costs that begins during your 2012 tax year (see instructions)					
43 Amortization of costs that began before your 2012 tax year				43	
44 Total. Add amounts in column (f) See the instructions for where to report				44	

TY 2012 Accounting Fees Schedule**Name:** GARY PETERS FAMILY FOUNDATION INC**EIN:** 20-1067444

Category	Amount	Net Investment Income	Adjusted Net Income	Disbursements for Charitable Purposes
INDIRECT ACCOUNTING FEES	3,500	3,500		

TY 2012 Compensation Explanation**Name:** GARY PETERS FAMILY FOUNDATION INC**EIN:** 20-1067444

Person Name	Explanation
GARY PETERS	
CECILIA PETERS	
WILLIAM GREGORY PETERS	
JENNIFER SIMONS	
STEVEN MARK PETERS	

Note: To capture the full content of this document, please select landscape mode (11" x 8.5") when printing.

TY 2012 Depreciation Schedule

Name: GARY PETERS FAMILY FOUNDATION INC

EIN: 20-1067444

Description of Property	Date Acquired	Cost or Other Basis	Prior Years' Depreciation	Computation Method	Rate / Life (# of years)	Current Year's Depreciation Expense	Net Investment Income	Adjusted Net Income	Cost of Goods Sold Not Included
IMPROVEMENTS	2009-06-30	10,708	1,782	S/L	15 0000	714	714		
FURNITURE	2008-02-01	445	306	200DB	7 0000	40	40		
PRINTER	2008-02-14	400	275	200DB	7 0000	36	36		
SHELVES	2008-03-13	530	365	200DB	7 0000	47	47		
SHELVES	2008-04-16	530	365	200DB	7 0000	47	47		
OFFICE FURNITURE	2010-10-07	1,073	332	200DB	7 0000	212	212		
TELEPHONE	2008-02-14	2,017	1,387	200DB	7 0000	180	180		
REFRIGERATOR	2008-03-04	216	149	200DB	7 0000	19	19		
COPIER/PRINTER/SCANNER	2008-03-13	559	462	200DB	5 0000	65	65		
LASER PRINTER	2008-04-04	219	181	200DB	5 0000	25	25		
DELL COMPUTER	2008-05-14	1,462	1,209	200DB	5 0000	169	169		
DESKTOP AND LAPTOP	2009-02-13	1,370	975	200DB	5 0000	158	158		
COMPUTER	2009-05-17	915	652	200DB	5 0000	105	105		
EQUIPMENT	2009-05-17	215	153	200DB	5 0000	25	25		

Note: To capture the full content of this document, please select landscape mode (11" x 8.5") when printing.

TY 2012 Gain/Loss from Sale of Other Assets Schedule

Name: GARY PETERS FAMILY FOUNDATION INC
EIN: 20-1067444

Name	Date Acquired	How Acquired	Date Sold	Purchaser Name	Gross Sales Price	Basis	Basis Method	Sales Expenses	Total (net)	Accumulated Depreciation
BB&T CAP TR	2009-12	PURCHASE	2012-07		200,000	201,935			-1,935	
BA MTG SECS INC	2005-01	PURCHASE	2012-04		14,479	5,860			8,619	
CSFB MTG PTC	2008-12	PURCHASE	2012-09		2,000	2,082			-82	
DEUTSCHE BANK	2009-12	PURCHASE	2012-02		88,404	84,864			3,540	
GENERAL MTRS ACCEP	2009-10	PURCHASE	2012-08		110,000	95,706			14,294	
GENERAL MTRS ACCEP	2009-10	PURCHASE	2012-10		50,000	43,256			6,744	
VORNADO RLTY LP PINES	2010-01	PURCHASE	2012-02		280,803	250,017			30,786	
BA MTG SECS INC - PRINCIPAL	2005-01	PURCHASE	2012-03		11,388	11,388				
DWS ENHANCED COMMODITY	2012-04	PURCHASE	2012-05		3,268	3,387			-119	
GATEWAY FUND CLASS A	2012-05	PURCHASE	2012-07		1,120	1,095			25	
IVA WORLDWIDE FD CL A	2012-05	PURCHASE	2012-10		3,754	3,570			184	
IVY ASSET STRATEGU FD A	2012-05	PURCHASE	2012-10		3,605	3,369			236	
JPMORGAN HIGHBRIDGE	2012-04	PURCHASE	2012-05		5,886	5,962			-76	
WELLS FARGO ADV	2012-05	PURCHASE	2012-07		1,255	1,219			36	
BLACKROCK GLOBAL	2011-02	PURCHASE	2012-01		654	698			-44	
DWS ENHANCED COMMODITY	2011-12	PURCHASE	2012-05		17,375	20,702			-3,327	
DIAMOND HILL LONG-SHORT FD A	2011-02	PURCHASE	2012-01		8,054	7,871			183	
JPMORGAN STRATEGIC INC OPP	2011-12	PURCHASE	2012-05		95,968	94,632			1,336	
PIMCO ALL ASSET FD A	2011-02	PURCHASE	2012-01		2,217	2,309			-92	
WASATCH FDS INC	2011-02	PURCHASE	2012-01		3,579	3,533			46	
BLACKROCK GLOBAL	2011-02	PURCHASE	2012-10		77,407	83,686			-6,279	
DWS ENHANCED COMMODITY	2011-02	PURCHASE	2012-05		53,564	72,997			-19,433	
DIAMNONG HILL LONG-SHORT FD A	2011-02	PURCHASE	2012-10		78,345	77,531			814	
EATON VANCE GLOBAL	2010-07	PURCHASE	2012-05		153,998	161,808			-7,810	
JPMORGAN HIGHBRIDGE	2011-04	PURCHASE	2012-05		146,601	158,136			-11,535	
MERGER FUND-SBI OPEN END	2010-03	PURCHASE	2012-05		40,935	41,354			-419	
MUTUALHEDGE FRONTIER LEGENDS	2011-02	PURCHASE	2012-07		1,139	1,163			-24	
PIMCO ALL ASSET FD A	2011-02	PURCHASE	2012-10		82,821	85,097			-2,276	
WASATCH FDS INC	2011-02	PURCHASE	2012-10		8,509	8,263			246	
ISHARES INC MSCI PAC	2012-05	PURCHASE	2012-09		135	121			14	
ISHARES INC MSCI PAC	2012-05	PURCHASE	2012-11		314	271			43	
ISHARES TR MSCI EAFE	2012-05	PURCHASE	2012-11		367	344			23	
POWERSHARES GLOBAL	2012-05	PURCHASE	2012-11		1,095	1,063			32	
SPDR S&P MIDCAP	2011-08	PURCHASE	2012-01		639	583			56	
SELECT SECTOR SPDR TR	2012-07	PURCHASE	2012-09		4,395	4,043			352	
ISHARES INC MSCI PAC	2011-12	PURCHASE	2012-09		3,505	3,275			230	
ISHARES TR S&P GBL	2011-11	PURCHASE	2012-07		60	54			6	
ISHARES TR MSCI EAFE	2011-12	PURCHASE	2012-11		1,534	1,600			-66	
ISHARES TR DJ US TECH	2011-06	PURCHASE	2012-03		156	129			27	
ISHARES TR DJ US FINL	2011-11	PURCHASE	2012-03		116	92			24	
ISHARES TR DJ US FINL	2011-12	PURCHASE	2012-05		1,290	1,145			145	
POWERSHARES ETF TRUST	2011-08	PURCHASE	2012-07		2,175	1,939			236	
POWERSHARES GLOBAL ETF TRUST	2011-12	PURCHASE	2012-07		2,340	2,611			-271	
SELECT SECTOR SPDR TR	2011-11	PURCHASE	2012-09		421	349			72	
VANGUARD SPECIALIZED PORTFOLIO	2011-05	PURCHASE	2012-02		513	509			4	
VANGUARD WHITEHALL FDS INC	2011-08	PURCHASE	2012-07		1,175	992			183	
VANGUARD INDEX FDS	2011-08	PURCHASE	2012-07		66	51			15	
VANGUARD INDEX FDS	2011-08	PURCHASE	2012-01		567	518			49	
SPDR S&P 500	2011-06	PURCHASE	2012-11		824	780			44	
ISHARES TR MSCI EAFE	2011-08	PURCHASE	2012-11		2,938	2,902			36	
SELECT SECTOR SPDR TR	2011-06	PURCHASE	2012-09		2,599	2,142			457	
VANGUARD INTL EQUITY	2011-06	PURCHASE	2012-11		286	340			-54	
SEE ATTACHED - OPPENHEIMER 7556		PURCHASE			43,041	42,022			1,019	
SEE ATTACHED - OPPENHEIMER 7556		PURCHASE			14,100	13,908			192	
SEE ATTACHED - OPPENHEIMER 7556		PURCHASE			274,414	264,185			10,229	
ISHARES TR CORE	2012-03	PURCHASE	2012-08		224	221			3	
BANK NEW YORK	2011-06	PURCHASE	2012-04		10,601	10,900			-299	
ISHARES TR CORE	2011-11	PURCHASE	2012-08		45,757	44,939			818	
PEPSICO INC	2011-06	PURCHASE	2012-01		10,658	10,727			-69	
UNITES STATES TREAS NTS	2011-09	PURCHASE	2012-05		6,544	6,526			18	
UNITED STATES TREAS NTS	2012-04	PURCHASE	2012-08		20,056	19,968			88	
ABBOTT LABS	2011-06	PURCHASE	2012-12		23,619	23,239			380	
BANK OF AMERICA	2009-01	PURCHASE	2012-06		16,000	16,561			-561	
BANK NEW YORK	2009-09	PURCHASE	2012-04		26,504	27,096			-592	
FEDERAL HOME LN MTG	2010-05	PURCHASE	2012-01		56,248	54,801			1,447	
FEDERAL NATL MTG ASSN	2009-10	PURCHASE	2012-12		24,047	22,433			1,614	
IBM	2009-01	PURCHASE	2012-11		10,000	10,636			-636	
PEPSICO INC	2009-06	PURCHASE	2012-01		15,987	15,044			943	
UNITED STATES TREAS NTS	2009-10	PURCHASE	2012-05		21,978	20,076			1,902	
BANC AMERICA - PRINCIPAL	2012-06	PURCHASE	2012-11		8,172	8,172				
ACCO BRANDS	2011-09	PURCHASE	2012-05		25,636	25,000			636	
AMC ENTERTAINMENT	2012-09	PURCHASE	2012-09		63				63	
ATLAS PIPELINE	2011-09	PURCHASE	2012-02		26,688	26,125			563	
AVIS BUDGET CAR RENT	2011-09	PURCHASE	2012-02		25,781	24,750			1,031	
BP CAP MKTS	2011-09	PURCHASE	2012-06		52,976	52,715			261	
BON TON DEPT STORES	2011-09	PURCHASE	2012-04		13,163	13,200			-37	
BON TON DEPT STORES	2011-09	PURCHASE	2012-06		13,320	15,385			-2,065	
CHESAPEAKE ENERGY CORP	2012-05	PURCHASE	2012-09		79,363	72,450			6,913	
CRICKET COMMUNICATIONS	2011-09	PURCHASE	2012-02		19,902	17,600			2,302	
DEAN FOODS CO	2011-09	PURCHASE	2012-08		26,438	24,050			2,388	
DOW CHEMICAL CO	2011-09	PURCHASE	2012-08		55,394	52,016			3,378	
GRAY TELEVISION INC	2012-10	PURCHASE	2012-10		150				150	
HOME DEPOT INC	2011-09	PURCHASE	2012-02		56,839	54,409			2,430	
HOST MARRIOTT	2011-09	PURCHASE	2012-09		30,319	30,675			-356	
ISLE OF CAPRI CASINOS	2012-08	PURCHASE	2012-08		23,069	22,069			1,000	
SOLO CUP CO	2012-02	PURCHASE	2012-05		73,000	74,084			-1,084	
TESORO CORP	2011-09	PURCHASE	2012-03		34,356	32,910			1,446	
VERIZON COMM	2011-12	PURCHASE	2012-06		15,946	15,787			159	
GRAY TELEVISION INC	2011-09	PURCHASE	2012-10		32,363	29,325			3,038	
MOMENTIVE PERFORMANCE	2011-09	PURCHASE	2012-12		20,625	21,300			-675	
MURRAY ENERGY CORP	2011-09	PURCHASE	2012-12		17,595	18,000			-405	
NEXTEL COMM	2011-09	PURCHASE	2012-11		32,000	31,339			661	

**TY 2012 Investments Corporate
Bonds Schedule****Name:** GARY PETERS FAMILY FOUNDATION INC**EIN:** 20-1067444

Name of Bond	End of Year Book Value	End of Year Fair Market Value
OPPENHEIMER 7657	247,506	279,995
OPPENHEIMER 7665	520,220	538,240
OPPENHEIMER 3991	2,093,627	2,177,028

**TY 2012 Investments Corporate
Stock Schedule**

Name: GARY PETERS FAMILY FOUNDATION INC
EIN: 20-1067444

Name of Stock	End of Year Book Value	End of Year Fair Market Value
OPPENHEIMER 7657	1,395,839	1,342,592

**TY 2012 Investments Government
Obligations Schedule****Name:** GARY PETERS FAMILY FOUNDATION INC**EIN:** 20-1067444**US Government Securities - End of
Year Book Value:**

154,958

**US Government Securities - End of
Year Fair Market Value:**

171,466

**State & Local Government
Securities - End of Year Book
Value:****State & Local Government
Securities - End of Year Fair
Market Value:**

TY 2012 Investments - Other Schedule**Name:** GARY PETERS FAMILY FOUNDATION INC**EIN:** 20-1067444

Category/ Item	Listed at Cost or FMV	Book Value	End of Year Fair Market Value
OPPENHEIMER 7549	AT COST	161,884	178,538
OPPENHEIMER 7665	AT COST	211,948	234,189
OPPENHEIMER 3281	AT COST	1,507,021	1,540,948
OPPENHEIMER 7556	AT COST	1,305,699	1,341,241
OPPENHEIMER 7657	AT COST	331,118	70,986

TY 2012 Land, Etc. Schedule

Name: GARY PETERS FAMILY FOUNDATION INC

EIN: 20-1067444

Category / Item	Cost / Other Basis	Accumulated Depreciation	Book Value	End of Year Fair Market Value
PROPERTY AND EQUIPMENT	20,659	10,435	10,224	10,224

TY 2012 Other Assets Schedule

Name: GARY PETERS FAMILY FOUNDATION INC

EIN: 20-1067444

Description	Beginning of Year - Book Value	End of Year - Book Value	End of Year - Fair Market Value
SECURITY DEPOSIT	3,572	3,572	3,572

TY 2012 Other Expenses Schedule**Name:** GARY PETERS FAMILY FOUNDATION INC**EIN:** 20-1067444

Description	Revenue and Expenses per Books	Net Investment Income	Adjusted Net Income	Disbursements for Charitable Purposes
EXPENSES				
INVESTMENT MANAGEMENT FEES	45,582	45,582		
PAYROLL SERVICE FEE	1,743	1,743		
INSURANCE	2,745	2,745		
LICENSE EXPENSE	146	146		
OFFICE EXPENSE	9,028	9,028		
UTILITIES	6,193	6,193		
CHARITABLE DEVELOPMENT	1,883	1,883		
POSTAGE	1,263	1,263		
EXEMPT INCOME UNDER				
SECTION 41(E)(6)		260,248		

TY 2012 Other Income Schedule

Name: GARY PETERS FAMILY FOUNDATION INC

EIN: 20-1067444

Description	Revenue And Expenses Per Books	Net Investment Income	Adjusted Net Income
NONDIVIDEND DISTRIBUTIONS	22,377	22,377	
COLLECTIBLES	295	295	

TY 2012 Other Increases Schedule**Name:** GARY PETERS FAMILY FOUNDATION INC**EIN:** 20-1067444

Description	Amount
ADJUST BASES OF SECURITIES TO ACTUAL	84,181

**TY 2012 Other Notes/Loans
Receivable Short Schedule**

Name: GARY PETERS FAMILY FOUNDATION INC

EIN: 20-1067444

Name of 501(c)(3) Organization	Balance Due
LOAN RECEIVABLE	

TY 2012 Taxes Schedule

Name: GARY PETERS FAMILY FOUNDATION INC

EIN: 20-1067444

Category	Amount	Net Investment Income	Adjusted Net Income	Disbursements for Charitable Purposes
FOREIGN TAX PAID	425	425		

Oppenheimer & Co. Inc.

Account G511427556

Proceeds from Broker and Barter Exchange Transactions

2012

1c - SHORT-TERM TRANSACTIONS 6 - COVERED tax lot for which cost basis is reported to the IRS**

Report on Form 8949, Part I, with Box A checked

8 - Description / CUSIP / 1d - Symbol

These columns are not reported to the IRS

1a - Date of Sale or exchange	1e - Quantity	2a - Proceeds of stocks, bonds, etc.	1b - Date of acquisition	3 - Cost or other basis	Gain or loss	Additional Information	Notes
BLACKROCK CREDIT ALL INC TR IV CLOSED END SBI/CBI / CUSIP 092508100 / Symbol BTZ	0 000	5 94	12/13/12	0 00	5.94	Cash in lieu	
ING GLOBAL EQTY DIV & PREM OPP CLOSED END / CUSIP 45684E107 / Symbol IGD	542 000	4,985.30	01/12/12	4,856 32	128 98	Sale	
LMP CAP & INCOME FD INC CLOSED END / CUSIP 50208A102 / Symbol SCD	132 000	1,843 15	01/12/12	1,661.48	181 67	Sale	
SPDR SERIES TRUST BRC HGH YLD BD / CUSIP 78464A417 / Symbol JNK							
2 tax lots for 11/13/12 Total proceeds (and cost when required) reported to the IRS							
	535 000	21,310 72	06/27/12	20,961 30	349 42	Sale	
	159 000	6,333 46	08/22/12	6,340.92	-7.46	Sale	
11/13/12	694 000	27,644 18	VARIOUS	27,302 22	341 96	Total of 2 lots	
TCW STRATEGIC INCOME FUND INC CLOSED END / CUSIP 872340104 / Symbol TSI							
06/27/12	145 000	747 27	01/12/12	701 80	45 47	Sale	
06/28/12	606 000	3,134 58	01/12/12	2,933 04	201 54	Sale	
Security total		3,881 85		3,634 84	247 01		
VANGUARD BD INDEX FD INC TOTAL BND MRKT / CUSIP 921937835 / Symbol BND							
11/13/12	54 000	4,589 79	03/22/12	4,482 97	106 82	Sale	
ZWEIG FD COM NEW / CUSIP 989834205 / Symbol ZF							
06/29/12	0 000	2.99	06/29/12	0 00	2 99	Cash in lieu	
11/15/12	7 000	81.39	01/12/12	84 28	-2 89	Sale	
Security total		84 38		84 28	0 10		
ZWEIG TOTAL RETURN FD INC COM NEW / CUSIP 989837208 / Symbol ZTR							
06/29/12	0 000	6 14	06/29/12	0 00	6 14	Cash in lieu	
Totals:		43,040.73		42,022.11	1,018.62		

Oppenheimer & Co. Inc.

Account G511427556

Proceeds from Broker and Barter Exchange Transactions

(continued)

2012

SHORT-TERM TRANSACTIONS 6 - NONCOVERED tax lot for which cost basis is NOT reported to the IRS**

Report on Form 8949, Part I, with Box B checked

8 - Description / CUSIP / 1d - Symbol

These columns are not reported to the IRS

1a - Date of Sale or exchange	1e - Quantity	2a - Proceeds of stocks, bonds, etc.	Date of acquisition	Cost or other basis	Gain or loss	Additional Information	Notes
CALAMOS CONV OPP AND INC FD SH BEN INT / CUSIP 128117108 / Symbol CHI	148,000	1,875.12	05/20/11	1,972.83	-97.71	Sale	
03/22/12							
DWS MULTI MKT INCOME TR CLOSED END SBI/CBI / CUSIP 23338L108 / Symbol KMM							
2 tax lots for 01/12/12 Total proceeds (and cost when required) reported to the IRS							
129,000	1,309.32	02/25/11		1,309.32	0.00	Sale	
54,000	548.09	06/09/11		587.52	-39.43	Sale	
183,000	1,857.41	VARIOUS		1,896.84	-39.43	Total of 2 lots	
01/12/12							
FRANKLIN TEMPLETON LTD DUR INC CLOSED END / CUSIP 35472T101 / Symbol FTF							
06/27/12	42,000	603.31	08/12/11	546.00	57.31	Sale	
06/28/12	131,000	1,872.53	08/12/11	1,703.00	169.53	Sale	
06/29/12	149,000	2,115.14	08/12/11	1,937.00	178.14	Sale	
Security total		4,590.98		4,186.00	404.98		
LMP CAP & INCOME FD INC T/S UNDERLY CUSIP 50208A102 / CUSIP 502991193 / Symbol							
2 tax lots for 01/04/12 Total proceeds (and cost when required) reported to the IRS.							
42,000	548.94	01/04/11		527.10	21.84	Tender	
46,000	601.22	02/25/11		592.01	9.21	Tender	
88,000	1,150.16	VARIOUS		1,119.11	31.05	Total of 2 lots	
01/04/12							
NUVEEN DIVERSIFIED DIV INCM FD CLOSED END / CUSIP 6706EP105 / Symbol JDD							
2 tax lots for 01/12/12 Total proceeds (and cost when required) reported to the IRS.							
98,000	1,044.17	02/25/11		1,114.26	-70.09	Sale	
47,000	500.78	06/09/11		548.96	-48.18	Sale	
145,000	1,544.95	VARIOUS		1,663.22	-118.27	Total of 2 lots	
01/12/12							
WELLS FARGO ADVANTAGE INCOME COM SHS / CUSIP 94987B105 / Symbol EAD							
2 tax lots for 01/12/12 Total proceeds (and cost when required) reported to the IRS							
215,000	2,186.66	02/25/11		2,139.25	47.41	Sale	
88,000	895.00	06/09/11		931.04	-36.04	Sale	
303,000	3,081.66	VARIOUS		3,070.29	11.37	Total of 2 lots	
01/12/12							
Totals:		14,100.28		13,908.29	191.99		

Oppenheimer & Co. Inc.

Account G511427556

Proceeds from Broker and Barter Exchange Transactions

(continued)

2012

LONG-TERM TRANSACTIONS 6 - NONCOVERED tax lot for which cost basis is NOT reported to the IRS**

Report on Form 8949, Part II, with Box B checked

8 - Description / CUSIP / 1d - Symbol

These columns are not reported to the IRS

1a - Date of Sale or exchange	1e - Quantity	2a - Proceeds of stocks, bonds, etc.	Date of acquisition	Cost or other basis	Gain or loss	Additional Information	Notes
ALLIANCEBERNSTEIN GBL HGH INCM CLOSED END / CUSIP 01879R106 / Symbol AWF							
06/27/12	26,000	390.68	03/22/10	364.78	25.90	Sale	
06/28/12	238,000	3,564.61	03/22/10	3,339.14	225.47	Sale	
2 tax lots for 06/29/12 Total proceeds (and cost when required) reported to the IRS							
	240,000	3,601.76	03/22/10	3,367.20	234.56	Sale	
	39,000	585.29	06/18/10	525.92	59.37	Sale	
06/29/12	279,000	4,187.05	VARIOUS	3,893.12	293.93	Total of 2 lots	
	Security total	8,142.34		7,597.04	545.30		
ALPINE GLOBAL PREMIER PPTYS FD COM SBI / CUSIP 02083A103 / Symbol AWP							
11/13/12	116,000	825.53	03/22/10	761.58	63.95	Sale	
11/14/12	238,000	1,638.64	03/22/10	1,562.56	76.08	Sale	
11/15/12	402,000	2,604.94	03/22/10	2,639.28	-34.34	Sale	
	Security total	5,069.11		4,963.42	105.69		
BLACKROCK INCOME OPP TRUST INC CLOSED END / CUSIP 092475102 / Symbol BNA							
08/22/12	212,000	2,353.35	06/18/10	2,077.58	275.77	Sale	
BLACKROCK CORE BD TR SHS BEN INT / CUSIP 09249E101 / Symbol BHK							
11/13/12	42,000	671.67	03/23/10	514.08	157.59	Sale	
11/14/12	120,000	1,864.10	03/23/10	1,468.80	395.30	Sale	
2 tax lots for 11/15/12 Total proceeds (and cost when required) reported to the IRS							
	189,000	2,760.76	03/23/10	2,313.36	447.40	Sale	
	27,000	394.40	02/25/11	328.86	65.54	Sale	
11/15/12	216,000	3,155.16	VARIOUS	2,642.22	512.94	Total of 2 lots	
	Security total	5,690.93		4,625.10	1,065.83		
BLACKROCK CORPOR HI YLD III CLOSED END / CUSIP 09255M104 / Symbol CYE							
06/27/12	51,000	386.72	11/15/10	352.39	34.33	Sale	
06/28/12	246,000	1,854.20	11/15/10	1,699.76	154.44	Sale	
3 tax lots for 06/29/12 Total proceeds (and cost when required) reported to the IRS							
	457,000	3,439.53	11/15/10	3,157.69	281.85	Sale	
	170,000	1,279.48	02/25/11	1,205.30	74.18	Sale	
	82,000	617.16	06/09/11	605.16	12.00	Sale	
06/29/12	709,000	5,336.17	VARIOUS	4,968.15	368.03	Total of 3 lots	

Oppenheimer & Co. Inc.

Account G511427556

Proceeds from Broker and Barter Exchange Transactions

2012

(continued)

LONG-TERM TRANSACTIONS 6 - NONCOVERED tax lot for which cost basis is NOT reported to the IRS**

Report on Form 8949, Part II, with Box B checked

8 - Description / CUSIP / 1d - Symbol

1a - Date of Sale or exchange	1e - Quantity	2a - Proceeds of stocks, bonds, etc.	Date of acquisition	Cost or other basis	Gain or loss	Additional Information	Notes
	Security total	7,577.09		7,020.30	556.80		
These columns are not reported to the IRS							
BLACKROCK CORP HI YLD FD VI CLOSED END / CUSIP: 092555P107 / Symbol HYT							
11/13/12	68 000	861.60	03/22/10	733.04	128.56	Sale	
11/14/12	334 000	4,028.01	03/22/10	3,600.52	427.49	Sale	
11/15/12	210 000	2,452.93	03/22/10	2,263.80	189.13	Sale	
	Security total	7,342.54		6,597.36	745.18		
CBRE CLARION GLOBAL REAL ESTAT CLOSED END SBI/CBI / CUSIP 12504G100 / Symbol IGR							
03/22/12	432,000	3,387.24	03/22/10	3,144.96	242.28	Sale	
08/22/12	85 000	723.36	03/22/10	618.80	104.56	Sale	
08/23/12	136,000	1,150.94	03/22/10	990.08	160.86	Sale	
	Security total	5,261.54		4,753.84	507.70		
CALAMOS STRATEGIC TOTL RETN FD COM SH BEN INT / CUSIP 128125101 / Symbol CSQ							
08/22/12	236 000	2,339.10	11/15/10	2,140.12	198.98	Sale	
11/13/12	226,000	2,163.09	11/15/10	2,049.44	113.65	Sale	
11/14/12	605,000	5,642.77	11/15/10	5,486.32	156.45	Sale	
11/15/12	389 000	3,522.35	11/15/10	3,527.57	-5.22	Sale	
	Security total	13,667.31		13,203.45	463.86		
COHEN & STEERS REIT & PFD INCM CLOSED END / CUSIP 19247X100 / Symbol RNP							
08/22/12	51 000	874.61	03/22/10	612.06	262.55	Sale	
08/23/12	142,000	2,420.00	03/22/10	1,704.17	715.83	Sale	
08/24/12	143 000	2,451.47	03/22/10	1,716.17	735.30	Sale	
	Security total	5,746.08		4,032.40	1,713.68		
COHEN & STEERS INFRASTRUCTURE CLOSED END / CUSIP 19248A109 / Symbol UTF							
11/13/12	64 000	1,120.32	03/22/10	953.43	166.89	Sale	
11/14/12	108 000	1,891.56	03/22/10	1,608.91	282.65	Sale	
	Security total	3,011.88		2,562.34	449.54		
DWS MULTI MKT INCOME TR CLOSED END SBI/CBI / CUSIP 23338L108 / Symbol KMM							
01/12/12	165 000	1,674.72	06/18/10	1,460.23	214.48	Sale	
DWS HIGH INCOME OPPORT FD INC COM NEW / CUSIP 23339M204 / Symbol DHG							
08/22/12	225 000	3,607.18	03/22/10	2,892.32	714.86	Sale	
11/13/12	36 000	551.97	03/22/10	462.77	89.20	Sale	

Oppenheimer & Co. Inc.

Account G511427556

Proceeds from Broker and Barter Exchange Transactions

(continued)

2012

LONG-TERM TRANSACTIONS 6 - NONCOVERED tax lot for which cost basis is NOT reported to the IRS**

Report on Form 8949, Part II, with Box B checked

8 - Description / CUSIP / 1d - Symbol								These columns are not reported to the IRS	
1a - Date of Sale or exchange	1e - Quantity	2a - Proceeds of * stocks, bonds, etc.	Date of acquisition	Cost or other basis	Gain or loss	Additional Information	Notes		
DWS HIGH INCOME OPPORT FD INC COM NEW / CUSIP 23339M204 / Symbol DHG (cont'd)									
11/14/12	92,000	1,384.50	03/22/10	1,182.64	201.86	Sale			
11/15/12	61,000	888.80	03/22/10	784.14	104.66	Sale			
	Security total	6,432.45		5,321.87	1,110.58				
FIRST TR SR FLG RTE INCM FD II CLOSED END / CUSIP 33733U108 / Symbol FCT									
08/22/12	31,000	470.80	08/12/11	395.25	75.55	Sale			
08/23/12	132,000	1,991.75	08/12/11	1,683.00	308.75	Sale			
	Security total	2,462.55		2,078.25	384.30				
GDL FUND COM SH BEN IT / CUSIP 361570104 / Symbol GDL									
11/13/12	47,000	543.41	03/22/10	664.09	-120.68	Sale			
11/14/12	73,000	839.43	03/22/10	1,031.45	-192.02	Sale			
11/15/12	80,000	898.07	03/22/10	1,130.36	-232.29	Sale			
	Security total	2,280.91		2,825.90	-544.99				
HANCOCK JOHN PREMIUM DIV FD COM SH BEN INT / CUSIP 41013T105 / Symbol PDT									
08/22/12	30,000	439.12	03/23/10	319.53	119.59	Sale			
08/23/12	135,000	1,953.55	03/23/10	1,437.88	515.67	Sale			
11/13/12	71,000	961.75	03/23/10	756.22	205.53	Sale			
2 tax lots for 11/14/12 Total proceeds (and cost when required) reported to the IRS				2,204.75	501.47	Sale			
	207,000	2,706.22	03/23/10	367.03	51.32	Sale			
	32,000	418.35	02/25/11	2,571.78	552.79	Total of 2 lots			
11/14/12	239,000	3,124.57	VARIOUS	5,085.41	1,393.58				
	Security total	6,478.99							
HANCOCK JOHN PFD INCOME FD II CLOSED END / CUSIP 41013X106 / Symbol HPF									
06/27/12	8,000	176.90	05/20/11	163.04	13.86	Sale			
06/28/12	67,000	1,475.12	05/20/11	1,365.46	109.66	Sale			
06/29/12	24,000	529.43	05/20/11	489.12	40.31	Sale			
	Security total	2,181.45		2,017.62	163.83				
HANCOCK JOHN PFD INCOME FD III CLOSED END / CUSIP 41021P103 / Symbol HPS									
11/13/12	72,000	1,380.14	06/18/10	1,104.77	275.37	Sale			
11/14/12	165,000	3,043.72	06/18/10	2,531.76	511.96	Sale			

Oppenheimer & Co. Inc.

Account G511427556

Proceeds from Broker and Barter Exchange Transactions

(continued)

2012

LONG-TERM TRANSACTIONS 6 - NONCOVERED tax lot for which cost basis is NOT reported to the IRS**

Report on Form 8949, Part II, with Box B checked

8 - Description / CUSIP / 1d - Symbol

These columns are not reported to the IRS

1a - Date of Sale or exchange	1e - Quantity	2a - Proceeds of stocks, bonds, etc.	Date of acquisition	Cost or other basis	Gain or loss	Additional Information	Notes
HANCOCK JOHN PFD INCOME FD III CLOSED END / CUSIP 41021P103 / Symbol HPS (cont'd)							
2 tax lots for 11/15/12 Total proceeds (and cost when required) reported to the IRS							
	45,000	800 89	06/18/10	690 48	110 41	Sale	
	19,000	338 16	02/25/11	309 70	28 46	Sale	
11/15/12	64 000	1,139 05	VARIOUS	1,000 18	138 87	Total of 2 lots	
	Security total	5,562 91		4,636 71	926 20		
LMP CAP & INCOME FD INC CLOSED END / CUSIP 50208A102 / Symbol SCD							
3 tax lots for 08/22/12 Total proceeds (and cost when required) reported to the IRS.							
	58 000	818 20	02/25/11	746 45	71 75	Sale	
	49 000	691 23	06/09/11	678 65	12 58	Sale	
	57 000	804 09	07/19/11	755 25	48 84	Sale	
08/22/12	164 000	2,313 52	VARIOUS	2,180 35	133 17	Total of 3 lots	
08/23/12	138 000	1,936 59	07/19/11	1,828 50	108 09	Sale	
08/24/12	133 000	1,857 11	07/19/11	1,762 25	94 86	Sale	
	Security total:	6,107 22		5,771.10	336.12		
LIBERTY ALL STAR EQUITY FD SH BEN INT / CUSIP 530158104 / Symbol USA							
03/22/12	1,625 000	7,930 99	11/15/10	7,540 81	390.18	Sale	
08/22/12	1,398 000	6,545 85	11/15/10	6,487 42	58 43	Sale	
2 tax lots for 11/13/12 Total proceeds (and cost when required) reported to the IRS							
	285,000	1,298 69	11/15/10	1,322 54	-23 85	Sale	
	281,000	1,280.46	02/25/11	1,438.72	-158 26	Sale	
11/13/12	566 000	2,579 15	VARIOUS	2,761 26	-182 11	Total of 2 lots	
11/14/12	468 000	2,088 26	02/25/11	2,396 16	-307 90	Sale	
11/15/12	354 000	1,530 34	06/09/11	1,780.58	-250 24	Sale	
	Security total	20,674 59		20,966 23	-291 64		
MACQUARIE FT TR GB INF UT DIV CLOSED END / CUSIP 55607W100 / Symbol MFD							
08/22/12	131,000	2,036.45	03/03/11	2,025 71	10 74	Sale	
NFJ DIVID INT & PREM STRTGY FD COM SHS / CUSIP 65337H109 / Symbol NFJ							
01/12/12	753,000	12,818 67	03/22/10	11,865 67	953.00	Sale	

Oppenheimer & Co. Inc.

Account G511427556

Proceeds from Broker and Barter Exchange Transactions

(continued)

2012

LONG-TERM TRANSACTIONS 6 - NONCOVERED tax lot for which cost basis is NOT reported to the IRS**

Report on Form 8949, Part II, with Box B checked

8 - Description / CUSIP / 1d - Symbol

These columns are not reported to the IRS

1a - Date of Sale or exchange	1e - Quantity	2a - Proceeds of* stocks, bonds, etc.	Date of acquisition	Cost or other basis	Gain or loss	Additional Information	Notes
NUVEEN FLTNB RTE INCM OPP FD COM SHS / CUSIP 6706EN100 / Symbol JRO							
11/13/12	87,000	1,118.79	03/22/10	1,042.26	76.53	Sale	
11/14/12	169,000	2,108.04	03/22/10	2,024.62	83.42	Sale	
2 tax lots for 11/15/12. Total proceeds (and cost when required) reported to the IRS							
	377,000	4,498.63	03/22/10	4,516.46	-17.83	Sale	
	110,000	1,312.60	02/25/11	1,406.90	-94.30	Sale	
11/15/12	487,000	5,811.23	VARIOUS	5,923.36	-112.13	Total of 2 lots	
	Security total:	9,038.06		8,990.24	47.82		
NUVEEN DIVERSIFIED DIV INCM FD CLOSED END / CUSIP 6706EP105 / Symbol JDD							
01/12/12	436,000	4,645.49	11/15/10	4,926.32	-280.83	Sale	
NUVEEN PFD INCOME OPPRTNY FD CLOSED END / CUSIP 67073B106 / Symbol JPC							
11/13/12	134,000	1,304.17	03/03/11	1,159.84	144.33	Sale	
11/14/12	98,000	941.75	03/03/11	848.24	93.51	Sale	
11/15/12	1,071,000	9,719.75	03/03/11	9,270.08	449.67	Sale	
	Security total:	11,965.67		11,278.16	687.51		
NUVEEN CR STRATEGIES INCM FD COM SHS / CUSIP 67073D102 / Symbol JQC							
11/13/12	223,000	2,154.38	05/20/11	2,070.73	83.65	Sale	
11/14/12	616,000	5,753.56	05/20/11	5,720.05	33.51	Sale	
4 tax lots for 11/15/12. Total proceeds (and cost when required) reported to the IRS							
	840,000	7,562.26	05/20/11	7,800.07	-237.81	Sale	
	150,000	1,350.40	06/09/11	1,394.70	-44.30	Sale	
	534,000	4,807.44	07/21/11	4,926.37	-118.93	Sale	
	216,000	1,944.58	08/12/11	1,819.52	125.06	Sale	
11/15/12	1,740,000	15,664.68	VARIOUS	15,940.66	-275.98	Total of 4 lots	
	Security total:	23,572.62		23,731.44	-158.82		
PIMCO INCOME OPPORTUNITY FD CLOSED END SBI/CBI / CUSIP 72202B100 / Symbol PKO							
08/22/12	272,000	7,818.19	03/03/11	7,509.59	308.60	Sale	
08/23/12	53,000	1,519.97	03/03/11	1,463.27	56.70	Sale	
11/13/12	31,000	906.73	03/03/11	855.87	50.86	Sale	
11/14/12	343,000	9,641.82	03/03/11	9,469.82	172.00	Sale	
	Security total:	19,886.71		19,298.55	588.16		

Oppenheimer & Co. Inc.

Account G511427556

Proceeds from Broker and Barter Exchange Transactions

(continued)

2012

LONG-TERM TRANSACTIONS 6 - NONCOVERED tax lot for which cost basis is NOT reported to the IRS**

Report on Form 8949, Part II, with Box B checked

8 - Description / CUSIP / 1d - Symbol

These columns are not reported to the IRS

1a - Date of Sale or exchange	1e - Quantity	2a - Proceeds of stocks, bonds, etc.	Date of acquisition	Cost or other basis	Gain or loss	Additional Information	Notes
PIONEER FLOATING RATE TR CLOSED END / CUSIP 72369J102 / Symbol PHD							
08/22/12	65,000	844.92	08/12/11	775.57	69.35	Sale	
08/23/12	71,000	924.24	08/12/11	847.17	77.07	Sale	
Security total		1,769.16		1,622.74	146.42		
VANGUARD BD INDEX FD INC TOTAL BND MRKT / CUSIP 921937835 / Symbol BND							
4 tax lots for 11/13/12 Total proceeds (and cost when required) reported to the IRS							
	183,000	15,554.30	03/22/10	14,568.63	985.67	Sale	
	40,000	3,399.85	02/25/11	3,209.60	190.25	Sale	
	19,000	1,614.93	06/09/11	1,552.49	62.44	Sale	
	31,000	2,634.88	10/14/11	2,570.83	64.05	Sale	
11/13/12	273,000	23,203.96	VARIOUS	21,901.55	1,302.41	Total of 4 lots	
WELLS FARGO ADVANTAGE INCOME COM SHS / CUSIP 94987B105 / Symbol EAD							
01/12/12	794,000	8,075.38	06/18/10	7,503.22	572.16	Sale	
WELLS FARGO ADV GBL DIV OPP FD CLOSED END SBI/CBI / CUSIP 94987C103 / Symbol EOD							
08/22/12	298,000	2,462.11	03/22/10	3,099.28	-637.17	Sale	
08/23/12	585,000	4,827.95	03/22/10	6,084.16	-1,256.21	Sale	
08/24/12	306,000	2,529.92	03/22/10	3,182.49	-652.57	Sale	
11/13/12	129,000	986.63	03/22/10	1,341.64	-355.01	Sale	
3 tax lots for 11/14/12 Total proceeds (and cost when required) reported to the IRS							
	44,000	324.16	03/22/10	457.61	-133.45	Sale	
	64,000	471.51	09/21/10	628.42	-156.91	Sale	
	294,000	2,166.00	02/25/11	2,925.27	-759.28	Sale	
11/14/12	402,000	2,961.67	VARIOUS	4,011.30	-1,049.64	Total of 3 lots	
2 tax lots for 11/15/12 Total proceeds (and cost when required) reported to the IRS							
	36,000	252.11	02/25/11	358.20	-106.09	Sale	
	153,000	1,071.46	06/09/11	1,561.82	-490.36	Sale	
11/15/12	189,000	1,323.57	VARIOUS	1,920.02	-596.45	Total of 2 lots	
Security total		15,091.85		19,638.89	-4,547.05		
WELLS FARGO ADVANTAGE MULTI COM SHS / CUSIP 94987D101 / Symbol ERC							
11/13/12	166,000	2,705.22	03/22/10	2,451.03	254.19	Sale	
11/14/12	194,000	3,067.26	03/22/10	2,864.46	202.80	Sale	

Oppenheimer & Co. Inc.

Account G511427556

Proceeds from Broker and Barter Exchange Transactions

(continued)

2012

LONG-TERM TRANSACTIONS 6 - NONCOVERED tax lot for which cost basis is NOT reported to the IRS**

Report on Form 8949, Part II, with Box B checked

8 - Description / CUSIP / 1d - Symbol

These columns are not reported to the IRS

1a - Date of Sale or exchange	1e - Quantity	2a - Proceeds of stocks, bonds, etc.	Date of acquisition	Cost or other basis	Gain or loss	Additional Information	Notes
WELLS FARGO ADVANTAGE MULTI COM SHS / CUSIP 94987D101 / Symbol ERC (cont'd)	142 000	2,165.28	03/22/10	2,096.67	68.61	Sale	
Security total		7,937.76		7,412.16	525.60		
WESTERN ASSET WORLDWIDE INCOME CLOSED END / CUSIP 957668106 / Symbol SBW	84 000	1,257.58	11/15/10	1,187.54	70.04	Sale	
08/22/12				367.57	22.07	Sale	
08/23/12	26 000	389.64	11/15/10	1,555.11	92.11		
Security total		1,647.22					
WESTERN ASSET GLB HI INCOME FD CLOSED END / CUSIP 95766B109 / Symbol EHI	55 000	745.30	03/22/10	634.39	110.91	Sale	
08/22/12				588.25	101.47	Sale	
08/23/12	51 000	689.72	03/22/10	668.99	119.35	Sale	
08/24/12	58 000	788.34	03/22/10	1,891.63	331.73		
Security total		2,223.36					
WESTERN ASSET HIGH INCM OPP FD CLOSED END / CUSIP 95766K109 / Symbol HIO	18 000	118.43	11/15/10	112.32	6.11	Sale	
08/22/12				2,271.32	100.33	Sale	
08/23/12	364 000	2,371.65	11/15/10				
2 tax lots for 11/13/12. Total proceeds (and cost when required) reported to the IRS							
441 000	2,779.87	2,751.80	11/15/10	28.08		Sale	
47 000	296.27	295.16	02/25/11	1.11		Sale	
488 000	3,076.14	3,046.96	VARIOUS	29.19		Total of 2 lots	
2 tax lots for 11/14/12. Total proceeds (and cost when required) reported to the IRS.							
138 000	852.27	866.64	02/25/11	-14.37		Sale	
89 000	549.66	574.05	06/09/11	-24.39		Sale	
227 000	1,401.93	1,440.69	VARIOUS	-38.76		Total of 2 lots	
Security total		6,968.15		6,871.29	96.87		
ZWEIG FD COM NEW / CUSIP 989834205 / Symbol ZF							
2 tax lots for 08/22/12. Total proceeds (and cost when required) reported to the IRS							
148 000	1,806.05	2,012.74	05/20/11	-206.69		Sale	
3 000	36.61	36.39	08/12/11	0.22		Sale	
151 000	1,842.66	2,049.13	VARIOUS	-206.47		Total of 2 lots	
08/22/12							
08/23/12	51 000	620.60	08/12/11	618.58	2.02	Sale	
08/24/12	75 000	910.86	08/12/11	909.68	1.18	Sale	

Oppenheimer & Co. Inc.

Account G511427556

Proceeds from Broker and Barter Exchange Transactions

2012 (continued)

LONG-TERM TRANSACTIONS 6 - NONCOVERED tax lot for which cost basis is NOT reported to the IRS**

Report on Form 8949, Part II, with Box B checked

8 - Description / CUSIP / 1d - Symbol

8 - Description / CUSIP / 1d - Symbol						
These columns are not reported to the IRS						
1a - Date of Sale or exchange	1e - Quantity	2a - Proceeds of stocks, bonds, etc.	Date of acquisition	Cost or other basis	Gain or loss	Additional Information
Notes						
ZWEIG FD COM NEW / CUSIP 989834205 / Symbol ZF (cont'd)						
11/13/12	110.000	1,309.87	08/12/11	1,334.19	-24.32	Sale
11/14/12	72.000	852.94	08/12/11	873.29	-20.35	Sale
11/15/12	24.000	279.05	08/12/11	291.10	-12.05	Sale
	Security total	5,815.98		6,075.97	-259.99	
Totals:		274,414.45		264,184.80	10,229.65	