



See a Social Security Number? Say Something!  
Report Privacy Problems to <https://public.resource.org/privacy>  
Or call the IRS Identity Theft Hotline at 1-800-908-4490



**Return of Private Foundation**  
or Section 4947(a)(1) Nonexempt Charitable Trust  
Treated as a Private Foundation

Department of the Treasury  
Internal Revenue Service

Note: The foundation may be able to use a copy of this return to satisfy state reporting requirements

Open to Public Inspection

For calendar year **2012** or tax year beginning , 2012, and ending , 20

Name of foundation <b>NELSON B DELAVAN FOUND. PART A R53329000</b>		<b>A</b> Employer identification number <b>16-6260274</b>
Number and street (or P O box number if mail is not delivered to street address) <b>10 S DEARBORN IL1-0117</b>		<b>B</b> Telephone number (see instructions) <b>866- 888-5157</b>
Room/suite		
City or town, state, and ZIP code <b>CHICAGO, IL 60603</b>		<b>C</b> If exemption application is pending, check here <input type="checkbox"/>
<b>G</b> Check all that apply:	<input type="checkbox"/> Initial return <input type="checkbox"/> Final return <input checked="" type="checkbox"/> Address change	<input type="checkbox"/> Initial return of a former public charity <input type="checkbox"/> Amended return <input type="checkbox"/> Name change
<b>H</b> Check type of organization: <input checked="" type="checkbox"/> Section 501(c)(3) exempt private foundation		<b>D</b> 1 Foreign organizations, check here <input type="checkbox"/>
<input type="checkbox"/> Section 4947(a)(1) nonexempt charitable trust <input type="checkbox"/> Other taxable private foundation		2 Foreign organizations meeting the 85% test, check here and attach computation <input type="checkbox"/>
<b>I</b> Fair market value of all assets at end of year (from Part II, col. (c), line 16) ▶ \$ <b>5,528,017.</b>		<b>E</b> If private foundation status was terminated under section 507(b)(1)(A), check here <input type="checkbox"/>
<b>J</b> Accounting method: <input checked="" type="checkbox"/> Cash <input type="checkbox"/> Accrual		<b>F</b> If the foundation is in a 60-month termination under section 507(b)(1)(B), check here <input type="checkbox"/>
<input type="checkbox"/> Other (specify) _____ <i>(Part I, column (d) must be on cash basis.)</i>		

	(a) Revenue and expenses per books	(b) Net investment income	(c) Adjusted net income	(d) Disbursements for charitable purposes (cash basis only)
<b>Part I Analysis of Revenue and Expenses</b> (The total of amounts in columns (b), (c), and (d) may not necessarily equal the amounts in column (a) (see instructions))				
<b>1</b> Contributions, gifts, grants, etc., received (attach schedule)				
<b>2</b> Check <input type="checkbox"/> if the foundation is not required to attach Sch B				
<b>3</b> Interest on savings and temporary cash investments				
<b>4</b> Dividends and interest from securities	111,166.	111,166.		
<b>5a</b> Gross rents				
<b>b</b> Net rental income or (loss)				
<b>6a</b> Net gain or (loss) from sale of assets not on line 10	206,408.			
<b>b</b> Gross sales price for all assets on line 6a <b>2,783,695.</b>				
<b>7</b> Capital gain net income (from Part IV, line 2)		206,408.		
<b>8</b> Net short-term capital gain				
<b>9</b> Income modifications				
<b>10a</b> Gross sales less returns and allowances				
<b>b</b> Less Cost of goods sold				
<b>c</b> Gross profit or (loss) (attach schedule)				
<b>11</b> Other income (attach schedule)		-2,949.		STMT 1
<b>12 Total.</b> Add lines 1 through 11	317,574.	314,625.		
<b>13</b> Compensation of officers, directors, trustees, etc.	35,588.	26,691.		8,897.
<b>14</b> Other employee salaries and wages				
<b>15</b> Pension plans, employee benefits				
<b>16a</b> Legal fees (attach schedule) <b>STMT 2</b>	388.	NONE	NONE	388.
<b>b</b> Accounting fees (attach schedule)				
<b>c</b> Other professional fees (attach schedule)				
<b>17</b> Interest				
<b>18</b> Taxes (attach schedule) (see instructions) <b>STMT 3</b>	8,283.	1,437.		
<b>19</b> Depreciation (attach schedule) and depletion				
<b>20</b> Occupancy				
<b>21</b> Travel, conferences, and meetings				
<b>22</b> Printing and publications				
<b>23</b> Other expenses (attach schedule) <b>STMT 4</b>	251.	1.		250.
<b>24 Total operating and administrative expenses.</b> Add lines 13 through 23	44,510.	28,129.	NONE	9,535.
<b>25</b> Contributions, gifts, grants paid	260,345.			260,345.
<b>26 Total expenses and disbursements.</b> Add lines 24 and 25	304,855.	28,129.	NONE	269,880.
<b>27 Subtract line 26 from line 12:</b>				
<b>a</b> Excess of revenue over expenses and disbursements	12,719.			
<b>b</b> Net investment income (if negative, enter -0-)		286,496.		
<b>c</b> Adjusted net income (if negative, enter -0-)				

ENVELOPE POSTMARK DATE OCT 21 2013

SCANNED OCT 22 2013

RECEIVED  
OCT 25 2013  
GREEN HILL RESCUE

P - 4  
N34

Part II Balance Sheets		Attached schedules and amounts in the description column should be for end-of-year amounts only (See instructions)			
		Beginning of year (a) Book Value	End of year (b) Book Value (c) Fair Market Value		
Assets	1	Cash - non-interest-bearing	59,719.	32,311.	32,311.
	2	Savings and temporary cash investments	333,866.	289,166.	289,166.
	3	Accounts receivable			
		Less: allowance for doubtful accounts			
	4	Pledges receivable			
		Less: allowance for doubtful accounts			
	5	Grants receivable			
	6	Receivables due from officers, directors, trustees, and other disqualified persons (attach schedule) (see instructions)			
	7	Other notes and loans receivable (attach schedule)			
		Less: allowance for doubtful accounts			
	8	Inventories for sale or use			
	9	Prepaid expenses and deferred charges			
	10 a	Investments - U S and state government obligations (attach schedule)			
	b	Investments - corporate stock (attach schedule)	3,680,239.	2,840,117.	3,228,791.
	c	Investments - corporate bonds (attach schedule)	1,004,132.	927,580.	964,254.
	11	Investments - land, buildings, and equipment basis			
	Less: accumulated depreciation (attach schedule)				
12	Investments - mortgage loans				
13	Investments - other (attach schedule)		1,014,000.	1,013,495.	
14	Land, buildings, and equipment basis				
	Less: accumulated depreciation (attach schedule)				
15	Other assets (describe)				
16	<b>Total assets</b> (to be completed by all filers - see the instructions Also, see page 1, item I)	5,077,956.	5,103,174.	5,528,017.	
Liabilities	17	Accounts payable and accrued expenses			
	18	Grants payable			
	19	Deferred revenue			
	20	Loans from officers, directors, trustees, and other disqualified persons			
	21	Mortgages and other notes payable (attach schedule)			
	22	Other liabilities (describe)			
23	<b>Total liabilities</b> (add lines 17 through 22)			NONE	
Net Assets or Fund Balances	Foundations that follow SFAS 117, check here and complete lines 24 through 26 and lines 30 and 31. <input type="checkbox"/>				
	24	Unrestricted			
	25	Temporarily restricted			
	26	Permanently restricted			
	Foundations that do not follow SFAS 117, check here and complete lines 27 through 31. <input checked="" type="checkbox"/>				
	27	Capital stock, trust principal, or current funds	5,077,956.	5,103,174.	
	28	Paid-in or capital surplus, or land, bldg, and equipment fund			
29	Retained earnings, accumulated income, endowment, or other funds				
30	<b>Total net assets or fund balances</b> (see instructions)	5,077,956.	5,103,174.		
31	<b>Total liabilities and net assets/fund balances</b> (see instructions)	5,077,956.	5,103,174.		

**Part III Analysis of Changes in Net Assets or Fund Balances**

1	Total net assets or fund balances at beginning of year - Part II, column (a), line 30 (must agree with end-of-year figure reported on prior year's return)	1	5,077,956.
2	Enter amount from Part I, line 27a	2	12,719.
3	Other increases not included in line 2 (itemize) <b>BASIS ADJUSTMENT</b>	3	16,607.
4	Add lines 1, 2, and 3	4	5,107,282.
5	Decreases not included in line 2 (itemize) <b>SEE STATEMENT 5</b>	5	4,108.
6	Total net assets or fund balances at end of year (line 4 minus line 5) - Part II, column (b), line 30	6	5,103,174.

**Part IV Capital Gains and Losses for Tax on Investment Income**

(a) List and describe the kind(s) of property sold (e.g., real estate, 2-story brick warehouse; or common stock, 200 shs MLC Co.)				(b) How acquired P - Purchase D - Donation	(c) Date acquired (mo, day, yr)	(d) Date sold (mo, day, yr)
<b>1a PUBLICLY TRADED SECURITIES</b>						
<b>b</b>						
<b>c</b>						
<b>d</b>						
<b>e</b>						
(e) Gross sales price	(f) Depreciation allowed (or allowable)	(g) Cost or other basis plus expense of sale	(h) Gain or (loss) (e) plus (f) minus (g)			
<b>a</b> 2,783,677.		2,577,287.	206,390.			
<b>b</b>						
<b>c</b>						
<b>d</b>						
<b>e</b>						
Complete only for assets showing gain in column (h) and owned by the foundation on 12/31/69						
(i) FMV. as of 12/31/69	(j) Adjusted basis as of 12/31/69	(k) Excess of col (i) over col (j), if any	(l) Gains (Col (h) gain minus col (k), but not less than -0-) or Losses (from col (h))			
<b>a</b>			206,390.			
<b>b</b>						
<b>c</b>						
<b>d</b>						
<b>e</b>						
<b>2 Capital gain net income or (net capital loss)</b>				2	206,408.	
{ If gain, also enter in Part I, line 7 If (loss), enter -0- in Part I, line 7 }						
<b>3 Net short-term capital gain or (loss) as defined in sections 1222(5) and (6):</b>				3		
If gain, also enter in Part I, line 8, column (c) (see instructions). If (loss), enter -0- in Part I, line 8						

**Part V Qualification Under Section 4940(e) for Reduced Tax on Net Investment Income**

(For optional use by domestic private foundations subject to the section 4940(a) tax on net investment income.)

If section 4940(d)(2) applies, leave this part blank.

Was the foundation liable for the section 4942 tax on the distributable amount of any year in the base period?  Yes  No  
 If "Yes," the foundation does not qualify under section 4940(e). Do not complete this part.

**1** Enter the appropriate amount in each column for each year; see the instructions before making any entries.

(a) Base period years Calendar year (or tax year beginning in)	(b) Adjusted qualifying distributions	(c) Net value of noncharitable-use assets	(d) Distribution ratio (col (b) divided by col (c))
2011	286,883.	5,523,071.	0.051943
2010	273,566.	5,356,652.	0.051070
2009	236,097.	4,846,074.	0.048719
2008	243,988.	5,697,389.	0.042825
2007	367,081.	6,597,422.	0.055640
<b>2 Total of line 1, column (d)</b>			0.250197
<b>3 Average distribution ratio for the 5-year base period - divide the total on line 2 by 5, or by the number of years the foundation has been in existence if less than 5 years</b>			0.050039
<b>4 Enter the net value of noncharitable-use assets for 2012 from Part X, line 5</b>		5,379,935.	
<b>5 Multiply line 4 by line 3</b>			269,207.
<b>6 Enter 1% of net investment income (1% of Part I, line 27b)</b>			2,865.
<b>7 Add lines 5 and 6</b>			272,072.
<b>8 Enter qualifying distributions from Part XII, line 4</b>			260,345.

If line 8 is equal to or greater than line 7, check the box in Part VI, line 1b, and complete that part using a 1% tax rate. See the Part VI instructions.

Part VI Excise Tax Based on Investment Income (Section 4940(a), 4940(b), 4940(e), or 4948 - see instructions)

Table with 11 rows for excise tax calculations. Includes sub-rows 6a-6d for credits and payments. Total tax based on investment income is 5,730.00. Total credits and payments is 8,720.00. Amount overpaid is 2,990.00.

Part VII-A Statements Regarding Activities

Table with 10 rows of activity statements. Columns: Question, Yes, No. Includes questions about political campaigns, expenditures, and substantial contributors. Marked 'Yes' or 'No' with 'X'.

Part VII-A Statements Regarding Activities (continued)

11 At any time during the year, did the foundation, directly or indirectly, own a controlled entity within the meaning of section 512(b)(13)? If "Yes," attach schedule (see instructions) . . . . . 11 X
12 Did the foundation make a distribution to a donor advised fund over which the foundation or a disqualified person had advisory privileges? If "Yes," attach statement (see instructions) . . . . . 12 X
13 Did the foundation comply with the public inspection requirements for its annual returns and exemption application? . . . . . 13 X
Website address n/a
14 The books are in care of JPMorgan Chase Bank, NA Telephone no (866)888-5157
Located at 10 S DEARBORN ST., FL 21, CHICAGO, IL ZIP+4 60603
15 Section 4947(a)(1) nonexempt charitable trusts filing Form 990-PF in lieu of Form 1041 - Check here . . . . . 15
16 At any time during calendar year 2012, did the foundation have an interest in or a signature or other authority over a bank, securities, or other financial account in a foreign country? . . . . . 16 Yes No X
See the instructions for exceptions and filing requirements for Form TD F 90-22.1. If "Yes," enter the name of the foreign country

Part VII-B Statements Regarding Activities for Which Form 4720 May Be Required

File Form 4720 if any item is checked in the "Yes" column, unless an exception applies.

1a During the year did the foundation (either directly or indirectly):
(1) Engage in the sale or exchange, or leasing of property with a disqualified person? . . . . . Yes X No
(2) Borrow money from, lend money to, or otherwise extend credit to (or accept it from) a disqualified person? . . . . . Yes X No
(3) Furnish goods, services, or facilities to (or accept them from) a disqualified person? . . . . . Yes X No
(4) Pay compensation to, or pay or reimburse the expenses of, a disqualified person? . . . . . X Yes No
(5) Transfer any income or assets to a disqualified person (or make any of either available for the benefit or use of a disqualified person)? . . . . . Yes X No
(6) Agree to pay money or property to a government official? (Exception. Check "No" if the foundation agreed to make a grant to or to employ the official for a period after termination of government service, if terminating within 90 days) . . . . . Yes X No
b If any answer is "Yes" to 1a(1)-(6), did any of the acts fail to qualify under the exceptions described in Regulations section 53.4941(d)-3 or in a current notice regarding disaster assistance (see instructions)? . . . . . 1b X
Organizations relying on a current notice regarding disaster assistance check here . . . . .
c Did the foundation engage in a prior year in any of the acts described in 1a, other than excepted acts, that were not corrected before the first day of the tax year beginning in 2012? . . . . . 1c X
2 Taxes on failure to distribute income (section 4942) (does not apply for years the foundation was a private operating foundation defined in section 4942(j)(3) or 4942(j)(5))
a At the end of tax year 2012, did the foundation have any undistributed income (lines 6d and 6e, Part XIII) for tax year(s) beginning before 2012? . . . . . Yes X No
If "Yes," list the years
b Are there any years listed in 2a for which the foundation is not applying the provisions of section 4942(a)(2) (relating to incorrect valuation of assets) to the year's undistributed income? (If applying section 4942(a)(2) to all years listed, answer "No" and attach statement - see instructions) . . . . . 2b X
c If the provisions of section 4942(a)(2) are being applied to any of the years listed in 2a, list the years here
3a Did the foundation hold more than a 2% direct or indirect interest in any business enterprise at any time during the year? . . . . . Yes X No
b If "Yes," did it have excess business holdings in 2012 as a result of (1) any purchase by the foundation or disqualified persons after May 26, 1969; (2) the lapse of the 5-year period (or longer period approved by the Commissioner under section 4943(c)(7)) to dispose of holdings acquired by gift or bequest; or (3) the lapse of the 10-, 15-, or 20-year first phase holding period? (Use Schedule C, Form 4720, to determine if the foundation had excess business holdings in 2012) . . . . . 3b
4a Did the foundation invest during the year any amount in a manner that would jeopardize its charitable purposes? . . . . . 4a X
b Did the foundation make any investment in a prior year (but after December 31, 1969) that could jeopardize its charitable purpose that had not been removed from jeopardy before the first day of the tax year beginning in 2012? . . . . . 4b X

**Part VII-B Statements Regarding Activities for Which Form 4720 May Be Required (continued)**

**5a** During the year did the foundation pay or incur any amount to:

(1) Carry on propaganda, or otherwise attempt to influence legislation (section 4945(e))?  Yes  No

(2) Influence the outcome of any specific public election (see section 4955); or to carry on, directly or indirectly, any voter registration drive?  Yes  No

(3) Provide a grant to an individual for travel, study, or other similar purposes?  Yes  No

(4) Provide a grant to an organization other than a charitable, etc., organization described in section 509(a)(1), (2), or (3), or section 4940(d)(2)? (see instructions)  Yes  No

(5) Provide for any purpose other than religious, charitable, scientific, literary, or educational purposes, or for the prevention of cruelty to children or animals?  Yes  No

**b** If any answer is "Yes" to 5a(1)-(5), did any of the transactions fail to qualify under the exceptions described in Regulations section 53.4945 or in a current notice regarding disaster assistance (see instructions)?  Yes  No **5b**

Organizations relying on a current notice regarding disaster assistance check here

**c** If the answer is "Yes" to question 5a(4), does the foundation claim exemption from the tax because it maintained expenditure responsibility for the grant?  Yes  No

If "Yes," attach the statement required by Regulations section 53.4945-5(d)

**6a** Did the foundation, during the year, receive any funds, directly or indirectly, to pay premiums on a personal benefit contract?  Yes  No

**b** Did the foundation, during the year, pay premiums, directly or indirectly, on a personal benefit contract?  Yes  No **6b** X

If "Yes" to 6b, file Form 8870

**7a** At any time during the tax year, was the foundation a party to a prohibited tax shelter transaction?  Yes  No

**b** If "Yes," did the foundation receive any proceeds or have any net income attributable to the transaction?  Yes  No **7b**

**Part VIII Information About Officers, Directors, Trustees, Foundation Managers, Highly Paid Employees, and Contractors**

**1 List all officers, directors, trustees, foundation managers and their compensation (see instructions).**

(a) Name and address	(b) Title, and average hours per week devoted to position	(c) Compensation (if not paid, enter -0-)	(d) Contributions to employee benefit plans and deferred compensation	(e) Expense account, other allowances
JP MORGAN CHASE BANK, NA 10 S DEARBORN ST, IL1-0117, CHICAGO, IL 60603	TRUSTEE 2	35,588.	-0-	-0-
-----				
-----				
-----				
-----				

**2 Compensation of five highest-paid employees (other than those included on line 1 - see instructions). If none, enter "NONE."**

(a) Name and address of each employee paid more than \$50,000	(b) Title, and average hours per week devoted to position	(c) Compensation	(d) Contributions to employee benefit plans and deferred compensation	(e) Expense account, other allowances
NONE		NONE	NONE	NONE
-----				
-----				
-----				
-----				

**Total number of other employees paid over \$50,000**  **NONE**

**Part VIII Information About Officers, Directors, Trustees, Foundation Managers, Highly Paid Employees, and Contractors** (continued)

**3 Five highest-paid independent contractors for professional services (see instructions). If none, enter "NONE."**

(a) Name and address of each person paid more than \$50,000	(b) Type of service	(c) Compensation
NONE		NONE
-----		
-----		
-----		
-----		
-----		
<b>Total number of others receiving over \$50,000 for professional services . . . . .</b>		<b>NONE</b>

**Part IX-A Summary of Direct Charitable Activities**

List the foundation's four largest direct charitable activities during the tax year. Include relevant statistical information such as the number of organizations and other beneficiaries served, conferences convened, research papers produced, etc.	Expenses
1 NONE	
2	
3	
4	

**Part IX-B Summary of Program-Related Investments** (see instructions)

Describe the two largest program-related investments made by the foundation during the tax year on lines 1 and 2	Amount
1 NONE	
2	
All other program-related investments See instructions	
3 NONE	
<b>Total. Add lines 1 through 3 . . . . .</b>	

**Part X Minimum Investment Return** (All domestic foundations must complete this part. Foreign foundations, see instructions.)

<b>1</b>	Fair market value of assets not used (or held for use) directly in carrying out charitable, etc., purposes:		
<b>a</b>	Average monthly fair market value of securities	<b>1a</b>	5,190,250.
<b>b</b>	Average of monthly cash balances	<b>1b</b>	271,613.
<b>c</b>	Fair market value of all other assets (see instructions)	<b>1c</b>	NONE
<b>d</b>	<b>Total</b> (add lines 1a, b, and c)	<b>1d</b>	5,461,863.
<b>e</b>	Reduction claimed for blockage or other factors reported on lines 1a and 1c (attach detailed explanation)	<b>1e</b>	
<b>2</b>	Acquisition indebtedness applicable to line 1 assets	<b>2</b>	NONE
<b>3</b>	Subtract line 2 from line 1d	<b>3</b>	5,461,863.
<b>4</b>	Cash deemed held for charitable activities. Enter 1 1/2% of line 3 (for greater amount, see instructions)	<b>4</b>	81,928.
<b>5</b>	<b>Net value of noncharitable-use assets.</b> Subtract line 4 from line 3. Enter here and on Part V, line 4	<b>5</b>	5,379,935.
<b>6</b>	<b>Minimum investment return.</b> Enter 5% of line 5	<b>6</b>	268,997.

**Part XI Distributable Amount** (see instructions) (Section 4942(j)(3) and (j)(5) private operating foundations and certain foreign organizations check here  and do not complete this part.)

<b>1</b>	Minimum investment return from Part X, line 6	<b>1</b>	268,997.
<b>2a</b>	Tax on investment income for 2012 from Part VI, line 5	<b>2a</b>	5,730.
<b>b</b>	Income tax for 2012. (This does not include the tax from Part VI.)	<b>2b</b>	
<b>c</b>	Add lines 2a and 2b	<b>2c</b>	5,730.
<b>3</b>	Distributable amount before adjustments. Subtract line 2c from line 1	<b>3</b>	263,267.
<b>4</b>	Recoveries of amounts treated as qualifying distributions	<b>4</b>	NONE
<b>5</b>	Add lines 3 and 4	<b>5</b>	263,267.
<b>6</b>	Deduction from distributable amount (see instructions)	<b>6</b>	NONE
<b>7</b>	<b>Distributable amount as adjusted.</b> Subtract line 6 from line 5. Enter here and on Part XIII, line 1	<b>7</b>	263,267.

**Part XII Qualifying Distributions** (see instructions)

<b>1</b>	Amounts paid (including administrative expenses) to accomplish charitable, etc., purposes:		
<b>a</b>	Expenses, contributions, gifts, etc. - total from Part I, column (d), line 26	<b>1a</b>	260,345.
<b>b</b>	Program-related investments - total from Part IX-B	<b>1b</b>	
<b>2</b>	Amounts paid to acquire assets used (or held for use) directly in carrying out charitable, etc., purposes	<b>2</b>	NONE
<b>3</b>	Amounts set aside for specific charitable projects that satisfy the:		
<b>a</b>	Suitability test (prior IRS approval required)	<b>3a</b>	NONE
<b>b</b>	Cash distribution test (attach the required schedule)	<b>3b</b>	NONE
<b>4</b>	<b>Qualifying distributions.</b> Add lines 1a through 3b. Enter here and on Part V, line 8, and Part XIII, line 4	<b>4</b>	260,345.
<b>5</b>	Foundations that qualify under section 4940(e) for the reduced rate of tax on net investment income. Enter 1% of Part I, line 27b (see instructions)	<b>5</b>	N/A
<b>6</b>	<b>Adjusted qualifying distributions.</b> Subtract line 5 from line 4	<b>6</b>	260,345.

**Note.** The amount on line 6 will be used in Part V, column (b), in subsequent years when calculating whether the foundation qualifies for the section 4940(e) reduction of tax in those years.

**Part XIII Undistributed Income** (see instructions)

	(a) Corpus	(b) Years prior to 2011	(c) 2011	(d) 2012
<b>1</b> Distributable amount for 2012 from Part XI, line 7 . . . . .				263,267.
<b>2</b> Undistributed income, if any, as of the end of 2012				
<b>a</b> Enter amount for 2011 only . . . . .			NONE	
<b>b</b> Total for prior years 20____, 20____, 20____		NONE		
<b>3</b> Excess distributions carryover, if any, to 2012:				
<b>a</b> From 2007 . . . . .	45,857.			
<b>b</b> From 2008 . . . . .	NONE			
<b>c</b> From 2009 . . . . .	NONE			
<b>d</b> From 2010 . . . . .	9,470.			
<b>e</b> From 2011 . . . . .	21,301.			
<b>f</b> Total of lines 3a through e . . . . .	76,628.			
<b>4</b> Qualifying distributions for 2012 from Part XII, line 4: ▶ \$ 260,345.				
<b>a</b> Applied to 2011, but not more than line 2a . . . . .			NONE	
<b>b</b> Applied to undistributed income of prior years (Election required - see instructions) . . . . .		NONE		
<b>c</b> Treated as distributions out of corpus (Election required - see instructions) . . . . .	NONE			
<b>d</b> Applied to 2012 distributable amount . . . . .				260,345.
<b>e</b> Remaining amount distributed out of corpus . . . . .	NONE			
<b>5</b> Excess distributions carryover applied to 2012 . . . . . (If an amount appears in column (d), the same amount must be shown in column (a) )	2,922.			2,922.
<b>6</b> Enter the net total of each column as indicated below:				
<b>a</b> Corpus Add lines 3f, 4c, and 4e. Subtract line 5 . . . . .	73,706.			
<b>b</b> Prior years' undistributed income. Subtract line 4b from line 2b . . . . .		NONE		
<b>c</b> Enter the amount of prior years' undistributed income for which a notice of deficiency has been issued, or on which the section 4942(a) tax has been previously assessed . . . . .		NONE		
<b>d</b> Subtract line 6c from line 6b. Taxable amount - see instructions . . . . .		NONE		
<b>e</b> Undistributed income for 2011. Subtract line 4a from line 2a Taxable amount - see instructions . . . . .			NONE	
<b>f</b> Undistributed income for 2012. Subtract lines 4d and 5 from line 1 This amount must be distributed in 2013 . . . . .				
<b>7</b> Amounts treated as distributions out of corpus to satisfy requirements imposed by section 170(b)(1)(F) or 4942(g)(3) (see instructions) . . . . .	NONE			
<b>8</b> Excess distributions carryover from 2007 not applied on line 5 or line 7 (see instructions) . . . . .	42,935.			
<b>9</b> Excess distributions carryover to 2013. Subtract lines 7 and 8 from line 6a . . . . .	30,771.			
<b>10</b> Analysis of line 9:				
<b>a</b> Excess from 2008 . . . . .	NONE			
<b>b</b> Excess from 2009 . . . . .	NONE			
<b>c</b> Excess from 2010 . . . . .	9,470.			
<b>d</b> Excess from 2011 . . . . .	21,301.			
<b>e</b> Excess from 2012 . . . . .				

**Part XIV Private Operating Foundations** (see instructions and Part VII-A, question 9)

NOT APPLICABLE

**1a** If the foundation has received a ruling or determination letter that it is a private operating foundation, and the ruling is effective for 2012, enter the date of the ruling . . . . .

--

**b** Check box to indicate whether the foundation is a private operating foundation described in section

	4942(j)(3) or	4942(j)(5)
--	---------------	------------

	Tax year	Prior 3 years			(e) Total
	(a) 2012	(b) 2011	(c) 2010	(d) 2009	
<b>2a</b> Enter the lesser of the adjusted net income from Part I or the minimum investment return from Part X for each year listed . . . . .					
<b>b</b> 85% of line 2a . . . . .					
<b>c</b> Qualifying distributions from Part XII, line 4 for each year listed . . . . .					
<b>d</b> Amounts included in line 2c not used directly for active conduct of exempt activities . . . . .					
<b>e</b> Qualifying distributions made directly for active conduct of exempt activities. Subtract line 2d from line 2c . . . . .					
<b>3</b> Complete 3a, b, or c for the alternative test relied upon					
<b>a</b> "Assets" alternative test - enter					
<b>(1)</b> Value of all assets . . . . .					
<b>(2)</b> Value of assets qualifying under section 4942(j)(3)(B)(i). . . . .					
<b>b</b> "Endowment" alternative test - enter 2/3 of minimum investment return shown in Part X, line 6 for each year listed . . . . .					
<b>c</b> "Support" alternative test - enter					
<b>(1)</b> Total support other than gross investment income (interest, dividends, rents, payments on securities loans (section 512(a)(5)), or royalties) . . . . .					
<b>(2)</b> Support from general public and 5 or more exempt organizations as provided in section 4942(j)(3)(B)(iii) . . . . .					
<b>(3)</b> Largest amount of support from an exempt organization . . . . .					
<b>(4)</b> Gross investment income . . . . .					

**Part XV Supplementary Information (Complete this part only if the foundation had \$5,000 or more in assets at any time during the year - see instructions.)**

**1 Information Regarding Foundation Managers:**

**a** List any managers of the foundation who have contributed more than 2% of the total contributions received by the foundation before the close of any tax year (but only if they have contributed more than \$5,000). (See section 507(d)(2).)

NONE

**b** List any managers of the foundation who own 10% or more of the stock of a corporation (or an equally large portion of the ownership of a partnership or other entity) of which the foundation has a 10% or greater interest.

NONE

**2 Information Regarding Contribution, Grant, Gift, Loan, Scholarship, etc., Programs:**

Check here  if the foundation only makes contributions to preselected charitable organizations and does not accept unsolicited requests for funds. If the foundation makes gifts, grants, etc. (see instructions) to individuals or organizations under other conditions, complete items 2a, b, c, and d.

**a** The name, address, and telephone number or e-mail of the person to whom applications should be addressed:

SEE STATEMENT 6

**b** The form in which applications should be submitted and information and materials they should include:

SEE ATTACHED STATEMENT FOR LINE 2

**c** Any submission deadlines:

SEE ATTACHED STATEMENT FOR LINE 2

**d** Any restrictions or limitations on awards, such as by geographical areas, charitable fields, kinds of institutions, or other factors:

SEE ATTACHED STATEMENT FOR LINE 2

**Part XV Supplementary Information (continued)**

**3 Grants and Contributions Paid During the Year or Approved for Future Payment**

Recipient Name and address (home or business)	If recipient is an individual, show any relationship to any foundation manager or substantial contributor	Foundation status of recipient	Purpose of grant or contribution	Amount
a <i>Paid during the year</i>  SEE STATEMENT 24				260,345.
<b>Total</b> ..... ► <b>3a</b>				260,345.
b <i>Approved for future payment</i>				
<b>Total</b> ..... ► <b>3b</b>				



Part XVII Information Regarding Transfers To and Transactions and Relationships With Noncharitable Exempt Organizations

- 1 Did the organization directly or indirectly engage in any of the following with any other organization described in section 501(c) of the Code... a Transfers from the reporting foundation to a noncharitable exempt organization of: (1) Cash, (2) Other assets, b Other transactions: (1) Sales of assets to a noncharitable exempt organization, (2) Purchases of assets from a noncharitable exempt organization, (3) Rental of facilities, equipment, or other assets, (4) Reimbursement arrangements, (5) Loans or loan guarantees, (6) Performance of services or membership or fundraising solicitations, c Sharing of facilities, equipment, mailing lists, other assets, or paid employees, d If the answer to any of the above is "Yes," complete the following schedule.

Table with 4 columns: (a) Line no, (b) Amount involved, (c) Name of noncharitable exempt organization, (d) Description of transfers, transactions, and sharing arrangements.

2a Is the foundation directly or indirectly affiliated with, or related to, one or more tax-exempt organizations described in section 501(c) of the Code (other than section 501(c)(3)) or in section 527? Yes No

Table with 3 columns: (a) Name of organization, (b) Type of organization, (c) Description of relationship.

Sign Here Under penalties of perjury, I declare that I have examined this return, including accompanying schedules and statements, and to the best of my knowledge and belief, it is true, correct, and complete Declaration of preparer (other than taxpayer) is based on all information of which preparer has any knowledge. Signature of officer or trustee: Anthony Ward, Date: 10/17/2013, Title: [blank]. May the IRS discuss this return with the preparer shown below (see instructions)? Yes No

Paid Preparer Use Only Print/Type preparer's name, Preparer's signature, Date, Check [ ] if self-employed, PTIN, Firm's name, Firm's address, Firm's EIN, Phone no.

**SCHEDULE D  
(Form 1041)**

Department of the Treasury  
Internal Revenue Service

**Capital Gains and Losses**

▶ Attach to Form 1041, Form 5227, or Form 990-T.  
▶ Information about Schedule D (Form 1041) and its separate instructions is at  
[www.irs.gov/form1041](http://www.irs.gov/form1041)

OMB No 1545-0092

**2012**

Name of estate or trust: **NELSON B DELAVAN FOUND. PART A R53329000**  
Employer identification number: **16-6260274**

Note: Form 5227 filers need to complete **only Parts I and II.**

**Part I Short-Term Capital Gains and Losses - Assets Held One Year or Less**

(a) Description of property (Example 100 shares 7% preferred of "Z" Co)	(b) Date acquired (mo, day, yr)	(c) Date sold (mo, day, yr)	(d) Sales price	(e) Cost or other basis (see instructions)	(f) Gain or (loss) for the entire year Subtract (e) from (d)
<b>1a</b>					
b Enter the short-term gain or (loss), if any, from Schedule D-1, line 1b					<b>1b</b> -9,802.
2 Short-term capital gain or (loss) from Forms 4684, 6252, 6781, and 8824					<b>2</b>
3 Net short-term gain or (loss) from partnerships, S corporations, and other estates or trusts					<b>3</b>
4 Short-term capital loss carryover. Enter the amount, if any, from line 9 of the 2011 Capital Loss Carryover Worksheet					<b>4</b> ( )
5 Net short-term gain or (loss). Combine lines 1a through 4 in column (f). Enter here and on line 13, column (3) on the back					<b>5</b> -9,802.

**Part II Long-Term Capital Gains and Losses - Assets Held More Than One Year**

(a) Description of property (Example 100 shares 7% preferred of "Z" Co)	(b) Date acquired (mo, day, yr)	(c) Date sold (mo, day, yr)	(d) Sales price	(e) Cost or other basis (see instructions)	(f) Gain or (loss) for the entire year Subtract (e) from (d)
<b>6a</b> LONG-TERM CAPITAL GAIN DIVIDENDS					23,585.
b Enter the long-term gain or (loss), if any, from Schedule D-1, line 6b					<b>6b</b> 192,625.
7 Long-term capital gain or (loss) from Forms 2439, 4684, 6252, 6781, and 8824					<b>7</b>
8 Net long-term gain or (loss) from partnerships, S corporations, and other estates or trusts					<b>8</b>
9 Capital gain distributions					<b>9</b>
10 Gain from Form 4797, Part I					<b>10</b>
11 Long-term capital loss carryover. Enter the amount, if any, from line 14 of the 2011 Capital Loss Carryover Worksheet					<b>11</b> ( )
12 Net long-term gain or (loss). Combine lines 6a through 11 in column (f). Enter here and on line 14a, column (3) on the back					<b>12</b> 216,210.

For Paperwork Reduction Act Notice, see the Instructions for Form 1041.

Schedule D (Form 1041) 2012

<b>Part III Summary of Parts I and II</b>		(1) Beneficiaries' (see instr.)	(2) Estate's or trust's	(3) Total
<b>Caution: Read the instructions before completing this part.</b>				
<b>13</b>	<b>Net short-term gain or (loss)</b> . . . . .	<b>13</b>		-9,802.
<b>14</b>	<b>Net long-term gain or (loss):</b>			
a	Total for year . . . . .	<b>14a</b>		216,210.
b	Unrecaptured section 1250 gain (see line 18 of the wrksht.) . . . . .	<b>14b</b>		
c	28% rate gain . . . . .	<b>14c</b>		18.
<b>15</b>	<b>Total net gain or (loss).</b> Combine lines 13 and 14 . . . . .	<b>15</b>		206,408.

**Note:** If line 15, column (3), is a net gain, enter the gain on Form 1041, line 4 (or Form 990-T, Part I, line 4a). If lines 14a and 15, column (2), are net gains, go to Part V, and do not complete Part IV. If line 15, column (3), is a net loss, complete Part IV and the **Capital Loss Carryover Worksheet**, as necessary.

**Part IV Capital Loss Limitation**

<b>16</b>	Enter here and enter as a (loss) on Form 1041, line 4 (or Form 990-T, Part I, line 4c, if a trust), the smaller of: a The loss on line 15, column (3) or b \$3,000	<b>16</b>	( )
-----------	---	-----------	-----

**Note:** If the loss on line 15, column (3), is more than \$3,000, or if Form 1041, page 1, line 22 (or Form 990-T, line 34), is a loss, complete the **Capital Loss Carryover Worksheet** in the instructions to figure your capital loss carryover.

**Part V Tax Computation Using Maximum Capital Gains Rates**

**Form 1041 filers.** Complete this part only if both lines 14a and 15 in column (2) are gains, or an amount is entered in Part I or Part II and there is an entry on Form 1041, line 2b(2), and Form 1041, line 22, is more than zero.

**Caution:** Skip this part and complete the **Schedule D Tax Worksheet** in the instructions if:

- Either line 14b, col. (2) or line 14c, col. (2) is more than zero, or
- Both Form 1041, line 2b(1), and Form 4952, line 4g are more than zero.

**Form 990-T trusts.** Complete this part only if both lines 14a and 15 are gains, or qualified dividends are included in income in Part I of Form 990-T, and Form 990-T, line 34, is more than zero. Skip this part and complete the **Schedule D Tax Worksheet** in the instructions if either line 14b, col. (2) or line 14c, col. (2) is more than zero.

<b>17</b>	Enter taxable income from Form 1041, line 22 (or Form 990-T, line 34) . . . . .	<b>17</b>		
<b>18</b>	Enter the smaller of line 14a or 15 in column (2) but not less than zero . . . . .	<b>18</b>		
<b>19</b>	Enter the estate's or trust's qualified dividends from Form 1041, line 2b(2) (or enter the qualified dividends included in income in Part I of Form 990-T) . . . . .	<b>19</b>		
<b>20</b>	Add lines 18 and 19 . . . . .	<b>20</b>		
<b>21</b>	If the estate or trust is filing Form 4952, enter the amount from line 4g; otherwise, enter -0- . . . . .	<b>21</b>		
<b>22</b>	Subtract line 21 from line 20. If zero or less, enter -0- . . . . .	<b>22</b>		
<b>23</b>	Subtract line 22 from line 17. If zero or less, enter -0- . . . . .	<b>23</b>		
<b>24</b>	Enter the smaller of the amount on line 17 or \$2,400 . . . . .	<b>24</b>		
<b>25</b>	Is the amount on line 23 equal to or more than the amount on line 24? <input type="checkbox"/> Yes. Skip lines 25 and 26; go to line 27 and check the "No" box. <input type="checkbox"/> No. Enter the amount from line 23 . . . . .	<b>25</b>		
<b>26</b>	Subtract line 25 from line 24 . . . . .	<b>26</b>		
<b>27</b>	Are the amounts on lines 22 and 26 the same? <input type="checkbox"/> Yes. Skip lines 27 thru 30, go to line 31 <input type="checkbox"/> No. Enter the smaller of line 17 or line 22 . . . . .	<b>27</b>		
<b>28</b>	Enter the amount from line 26 (If line 26 is blank, enter -0-) . . . . .	<b>28</b>		
<b>29</b>	Subtract line 28 from line 27 . . . . .	<b>29</b>		
<b>30</b>	Multiply line 29 by 15% (.15) . . . . .			<b>30</b>
<b>31</b>	Figure the tax on the amount on line 23. Use the 2012 Tax Rate Schedule for Estates and Trusts (see the Schedule G instructions in the instructions for Form 1041) . . . . .			<b>31</b>
<b>32</b>	Add lines 30 and 31 . . . . .			<b>32</b>
<b>33</b>	Figure the tax on the amount on line 17. Use the 2012 Tax Rate Schedule for Estates and Trusts (see the Schedule G instructions in the instructions for Form 1041) . . . . .			<b>33</b>
<b>34</b>	<b>Tax on all taxable income.</b> Enter the smaller of line 32 or line 33 here and on Form 1041, Schedule G, line 1a (or Form 990-T, line 36) . . . . .			<b>34</b>

**SCHEDULE D-1  
(Form 1041)**

**Continuation Sheet for Schedule D  
(Form 1041)**

OMB No 1545-0092

**2012**

Department of the Treasury  
Internal Revenue Service

▶ Attach to Schedule D to list additional transactions for lines 1a and 6a.  
▶ Information about Schedule D (Form 1041) and its separate instructions is at [www.irs.gov/form1041](http://www.irs.gov/form1041)

Name of estate or trust

NELSON B DELAVAN FOUND. PART A R53329000

Employer identification number

16-6260274

**Part I Short-Term Capital Gains and Losses - Assets Held One Year or Less**

(a) Description of property (Example 100 sh 7% preferred of "Z" Co)	(b) Date acquired (mo, day, yr)	(c) Date sold (mo, day, yr)	(d) Sales price	(e) Cost or other basis (see instructions)	(f) Gain or (loss) Subtract (e) from (d)
1a 25. WPX ENERGY INC	VAR	01/04/2012	443.00	423.00	20.00
34. WPX ENERGY INC	VAR	01/04/2012	602.00	571.00	31.00
30. BROADCOM CORP CL A	06/14/2011	01/06/2012	879.00	997.00	-118.00
23. BROADCOM CORP CL A	06/14/2011	01/06/2012	674.00	764.00	-90.00
1. CONOCOPHILLIPS	08/12/2011	01/19/2012	71.00	66.00	5.00
43. JOHNSON & JOHNSON	04/26/2011	01/19/2012	2,793.00	2,798.00	-5.00
33. JOHNSON & JOHNSON	04/26/2011	01/19/2012	2,144.00	2,147.00	-3.00
30. GLOBAL PMTS INC	02/07/2011	01/23/2012	1,441.00	1,465.00	-24.00
20. GLOBAL PMTS INC	02/07/2011	01/23/2012	961.00	977.00	-16.00
37. JOHNSON & JOHNSON	VAR	01/26/2012	2,430.00	2,252.00	178.00
27. JOHNSON & JOHNSON	VAR	01/26/2012	1,774.00	1,627.00	147.00
9. OCCIDENTAL PETE CORP	VAR	02/01/2012	893.00	776.00	117.00
11. OCCIDENTAL PETE CORP	VAR	02/01/2012	1,092.00	953.00	139.00
38. COCA-COLA CO	11/08/2011	02/02/2012	2,576.00	2,599.00	-23.00
28. COCA-COLA CO	11/08/2011	02/03/2012	1,909.00	1,915.00	-6.00
15. MONSANTO CO NEW	VAR	02/07/2012	1,197.00	1,045.00	152.00
20. MONSANTO CO NEW	VAR	02/07/2012	1,595.00	1,389.00	206.00
21. BAKER HUGHES INC	11/10/2011	02/10/2012	1,018.00	1,201.00	-183.00
29. BAKER HUGHES INC	11/10/2011	02/10/2012	1,406.00	1,658.00	-252.00
20. DARDEN RESTAURANTS INC	10/05/2011	02/21/2012	1,019.00	866.00	153.00
27. DARDEN RESTAURANTS INC	10/05/2011	02/21/2012	1,376.00	1,170.00	206.00
5. DOMINION RES INC VA NEW	10/14/2011	02/21/2012	251.00	252.00	-1.00
7. DOMINION RES INC VA NEW	10/14/2011	02/21/2012	351.00	353.00	-2.00
23. DOMINION RES INC VA NE	10/14/2011	02/21/2012	1,154.00	1,159.00	-5.00

**1b Total.** Combine the amounts in column (f) Enter here and on Schedule D, line 1b . . . . .

For Paperwork Reduction Act Notice, see the Instructions for Form 1041.

Schedule D-1 (Form 1041) 2012

JSA  
2F1221 2 000

**SCHEDULE D-1  
(Form 1041)**

**Continuation Sheet for Schedule D  
(Form 1041)**

OMB No 1545-0092

**2012**

Department of the Treasury  
Internal Revenue Service

▶ **Attach to Schedule D to list additional transactions for lines 1a and 6a.**  
▶ **Information about Schedule D (Form 1041) and its separate instructions is at [www.irs.gov/form1041](http://www.irs.gov/form1041)**

Name of estate or trust: **NELSON B DELAVAN FOUND. PART A R53329000** Employer identification number: **16-6260274**

**Part I Short-Term Capital Gains and Losses - Assets Held One Year or Less**

(a) Description of property (Example 100 sh 7% preferred of "Z" Co)	(b) Date acquired (mo., day, yr)	(c) Date sold (mo., day, yr)	(d) Sales price	(e) Cost or other basis (see instructions)	(f) Gain or (loss) Subtract (e) from (d)
1a 33. DOMINION RES INC VA NE	10/14/2011	02/21/2012	1,656.00	1,663.00	-7.00
3. MICROS SYS INC	10/25/2011	02/21/2012	154.00	151.00	3.00
4. MICROS SYS INC	10/25/2011	02/21/2012	205.00	201.00	4.00
1. MICROS SYS INC	10/25/2011	02/22/2012	51.00	50.00	1.00
2. MICROS SYS INC	10/25/2011	02/22/2012	102.00	100.00	2.00
4. MICROS SYS INC	10/25/2011	02/22/2012	205.00	201.00	4.00
6. MICROS SYS INC	10/25/2011	02/22/2012	307.00	301.00	6.00
2. MICROS SYS INC	10/25/2011	02/23/2012	103.00	100.00	3.00
3. MICROS SYS INC	10/25/2011	02/23/2012	154.00	151.00	3.00
2. MICROS SYS INC	10/25/2011	02/23/2012	103.00	100.00	3.00
2. MICROS SYS INC	10/25/2011	02/23/2012	103.00	100.00	3.00
1. CARNIVAL CORPORATION	03/04/2011	02/28/2012	30.00	41.00	-11.00
5. CARNIVAL CORPORATION	08/09/2011	02/28/2012	150.00	152.00	-2.00
1. CARNIVAL CORPORATION	08/09/2011	02/28/2012	30.00	30.00	
9. CARNIVAL CORPORATION	08/09/2011	02/28/2012	268.00	273.00	-5.00
2. CARNIVAL CORPORATION	08/09/2011	02/28/2012	60.00	61.00	-1.00
3. CARNIVAL CORPORATION	08/09/2011	02/28/2012	90.00	91.00	-1.00
4. CARNIVAL CORPORATION	08/09/2011	02/28/2012	119.00	121.00	-2.00
5. CARNIVAL CORPORATION	08/09/2011	02/28/2012	149.00	152.00	-3.00
13. CARNIVAL CORPORATION	VAR	02/29/2012	393.00	391.00	2.00
18. CARNIVAL CORPORATION	VAR	02/29/2012	544.00	542.00	2.00
18. SOUTHWESTERN ENERGY CO	08/16/2011	03/05/2012	585.00	710.00	-125.00
24. SOUTHWESTERN ENERGY CO	08/16/2011	03/05/2012	779.00	947.00	-168.00
5574.136 EATON VANCE MUT F	05/26/2011	03/08/2012	50,000.00	50,613.00	-613.00

**1b Total.** Combine the amounts in column (f). Enter here and on Schedule D, line 1b . . . . .

For Paperwork Reduction Act Notice, see the Instructions for Form 1041.

Schedule D-1 (Form 1041) 2012

JSA  
2F1221 2 000

**SCHEDULE D-1  
(Form 1041)**

**Continuation Sheet for Schedule D  
(Form 1041)**

OMB No 1545-0092

**2012**

Department of the Treasury  
Internal Revenue Service

▶ Attach to Schedule D to list additional transactions for lines 1a and 6a.  
▶ Information about Schedule D (Form 1041) and its separate instructions is at [www.irs.gov/form1041](http://www.irs.gov/form1041)

Name of estate or trust: **NELSON B DELAVAN FOUND. PART A R53329000**  
Employer identification number: **16-6260274**

**Part I Short-Term Capital Gains and Losses - Assets Held One Year or Less**

(a) Description of property (Example 100 sh. 7% preferred of "Z" Co)	(b) Date acquired (mo., day, yr.)	(c) Date sold (mo., day, yr.)	(d) Sales price	(e) Cost or other basis (see instructions)	(f) Gain or (loss) Subtract (e) from (d)
1a 3121.516 EATON VANCE MUT F	05/26/2011	03/08/2012	28,000.00	28,343.00	-343.00
766.807 JPMORGAN GROWTH AD	07/26/2011	03/08/2012	7,691.00	7,300.00	391.00
192.159 JPMORGAN HIGH YIEL	12/28/2011	03/08/2012	1,516.00	1,470.00	46.00
950.57 JPMORGAN HIGH YIELD	VAR	03/08/2012	7,500.00	7,291.00	209.00
40. NEXTERA ENERGY INC	12/12/2011	03/16/2012	2,404.00	2,285.00	119.00
29. NEXTERA ENERGY INC	12/12/2011	03/16/2012	1,743.00	1,656.00	87.00
1. TARGET CORP	06/14/2011	03/20/2012	58.00	47.00	11.00
21. TARGET CORP	06/14/2011	03/20/2012	1,219.00	994.00	225.00
1. TARGET CORP	06/14/2011	03/20/2012	58.00	47.00	11.00
15. TARGET CORP	06/14/2011	03/20/2012	870.00	709.00	161.00
13. TARGET CORP	06/14/2011	03/21/2012	755.00	615.00	140.00
5. TARGET CORP	06/14/2011	03/21/2012	289.00	237.00	52.00
3. TARGET CORP	08/09/2011	03/21/2012	173.00	141.00	32.00
10. TARGET CORP	06/14/2011	03/21/2012	581.00	473.00	108.00
4. TARGET CORP	VAR	03/21/2012	231.00	189.00	42.00
2. TARGET CORP	08/09/2011	03/21/2012	115.00	94.00	21.00
6. TARGET CORP	08/09/2011	03/22/2012	346.00	283.00	63.00
4. TARGET CORP	08/09/2011	03/22/2012	231.00	189.00	42.00
5. AMAZON COM INC	VAR	04/09/2012	961.00	1,011.00	-50.00
6. AMAZON COM INC	VAR	04/09/2012	1,153.00	1,210.00	-57.00
5. CAMPBELL SOUP CO	07/12/2011	04/12/2012	166.00	174.00	-8.00
5. CAMPBELL SOUP CO	07/12/2011	04/12/2012	166.00	174.00	-8.00
10. CAMPBELL SOUP CO	07/12/2011	04/13/2012	331.00	348.00	-17.00
13. CAMPBELL SOUP CO	07/12/2011	04/13/2012	430.00	452.00	-22.00

**1b Total.** Combine the amounts in column (f). Enter here and on Schedule D, line 1b . . . . .

For Paperwork Reduction Act Notice, see the Instructions for Form 1041.

Schedule D-1 (Form 1041) 2012

JSA  
2F1221 2 000

**SCHEDULE D-1  
(Form 1041)**

**Continuation Sheet for Schedule D  
(Form 1041)**

OMB No 1545-0092

**2012**

Department of the Treasury  
Internal Revenue Service

▶ Attach to Schedule D to list additional transactions for lines 1a and 6a.  
▶ Information about Schedule D (Form 1041) and its separate instructions is at [www.irs.gov/form1041](http://www.irs.gov/form1041)

Name of estate or trust: **NELSON B DELAVAN FOUND. PART A R53329000**  
Employer identification number: **16-6260274**

**Part I Short-Term Capital Gains and Losses - Assets Held One Year or Less**

(a) Description of property (Example 100 sh 7% preferred of "Z" Co)	(b) Date acquired (mo, day, yr)	(c) Date sold (mo, day, yr)	(d) Sales price	(e) Cost or other basis (see instructions)	(f) Gain or (loss) Subtract (e) from (d)
1a 1. MERCK & CO INC	01/09/2012	04/13/2012	38.00	38.00	
1. MERCK & CO INC	01/09/2012	04/13/2012	38.00	38.00	
1. MERCK & CO INC	01/09/2012	04/13/2012	38.00	38.00	
2. MERCK & CO INC	01/09/2012	04/13/2012	76.00	76.00	
1. MERCK & CO INC	01/09/2012	04/13/2012	38.00	38.00	
2. MERCK & CO INC	01/09/2012	04/13/2012	76.00	76.00	
1. MERCK & CO INC	01/09/2012	04/13/2012	38.00	38.00	
1. MERCK & CO INC	01/09/2012	04/13/2012	38.00	38.00	
2. MERCK & CO INC	01/09/2012	04/13/2012	76.00	76.00	
3. MERCK & CO INC	01/09/2012	04/13/2012	114.00	115.00	-1.00
20. XILINX INC	11/01/2011	04/13/2012	708.00	659.00	49.00
27. XILINX INC	11/01/2011	04/13/2012	956.00	890.00	66.00
1. MERCK & CO INC	01/09/2012	04/16/2012	38.00	38.00	
1. MERCK & CO INC	01/09/2012	04/16/2012	38.00	38.00	
1. MERCK & CO INC	01/09/2012	04/16/2012	38.00	38.00	
1. MERCK & CO INC	01/09/2012	04/16/2012	38.00	38.00	
2. MERCK & CO INC	01/09/2012	04/16/2012	76.00	76.00	
2. MERCK & CO INC	01/09/2012	04/16/2012	76.00	76.00	
4. MERCK & CO INC	01/09/2012	04/16/2012	152.00	153.00	-1.00
5. MERCK & CO INC	01/09/2012	04/16/2012	190.00	191.00	-1.00
1. MERCK & CO INC	01/09/2012	04/16/2012	38.00	38.00	
2. MERCK & CO INC	01/09/2012	04/16/2012	76.00	76.00	
3. MERCK & CO INC	VAR	04/16/2012	114.00	113.00	1.00
4. MERCK & CO INC	VAR	04/16/2012	152.00	152.00	

**1b Total.** Combine the amounts in column (f). Enter here and on Schedule D, line 1b . . . . .

For Paperwork Reduction Act Notice, see the Instructions for Form 1041.

Schedule D-1 (Form 1041) 2012

JSA  
2F1221 2 000

**SCHEDULE D-1  
(Form 1041)**

**Continuation Sheet for Schedule D  
(Form 1041)**

OMB No 1545-0092

**2012**

Department of the Treasury  
Internal Revenue Service

▶ Attach to Schedule D to list additional transactions for lines 1a and 6a.  
▶ Information about Schedule D (Form 1041) and its separate instructions is at [www.irs.gov/form1041](http://www.irs.gov/form1041)

Name of estate or trust

NELSON B DELAVAN FOUND. PART A R53329000

Employer identification number

16-6260274

**Part I Short-Term Capital Gains and Losses - Assets Held One Year or Less**

(a) Description of property (Example 100 sh 7% preferred of "Z" Co)	(b) Date acquired (mo, day, yr)	(c) Date sold (mo, day, yr)	(d) Sales price	(e) Cost or other basis (see instructions)	(f) Gain or (loss) Subtract (e) from (d)
1a 1. MERCK & CO INC	05/17/2011	04/16/2012	38.00	37.00	1.00
1. MERCK & CO INC	05/17/2011	04/16/2012	38.00	37.00	1.00
2. MERCK & CO INC	05/17/2011	04/16/2012	76.00	75.00	1.00
3. MERCK & CO INC	05/17/2011	04/16/2012	114.00	112.00	2.00
3. MERCK & CO INC	05/17/2011	04/16/2012	114.00	112.00	2.00
1. XILINX INC	11/01/2011	04/16/2012	35.00	33.00	2.00
3. XILINX INC	11/01/2011	04/16/2012	106.00	99.00	7.00
3. MERCK & CO INC	05/17/2011	04/17/2012	114.00	112.00	2.00
4. MERCK & CO INC	05/17/2011	04/17/2012	152.00	149.00	3.00
1. MERCK & CO INC	05/17/2011	04/17/2012	38.00	37.00	1.00
1. MERCK & CO INC	05/17/2011	04/17/2012	38.00	37.00	1.00
8. MERCK & CO INC	05/17/2011	04/17/2012	306.00	298.00	8.00
1. MERCK & CO INC	05/17/2011	04/17/2012	38.00	37.00	1.00
10. MERCK & CO INC	05/17/2011	04/17/2012	382.00	373.00	9.00
2. MERCK & CO INC	05/17/2011	04/17/2012	76.00	75.00	1.00
25. JUNIPER NETWORKS INC	VAR	04/23/2012	506.00	813.00	-307.00
35. JUNIPER NETWORKS INC	VAR	04/23/2012	709.00	1,113.00	-404.00
2. MERCK & CO INC	05/17/2011	04/23/2012	76.00	75.00	1.00
4. MERCK & CO INC	05/17/2011	04/23/2012	153.00	149.00	4.00
1. MERCK & CO INC	05/17/2011	04/23/2012	38.00	37.00	1.00
2. MERCK & CO INC	05/17/2011	04/24/2012	76.00	75.00	1.00
3. MERCK & CO INC	05/17/2011	04/24/2012	115.00	112.00	3.00
5. MERCK & CO INC	05/17/2011	04/25/2012	191.00	186.00	5.00
6. MERCK & CO INC	05/17/2011	04/25/2012	230.00	224.00	6.00

**1b Total.** Combine the amounts in column (f). Enter here and on Schedule D, line 1b . . . . .

For Paperwork Reduction Act Notice, see the Instructions for Form 1041.

Schedule D-1 (Form 1041) 2012

JSA  
2F1221 2 000

**SCHEDULE D-1  
(Form 1041)**

**Continuation Sheet for Schedule D  
(Form 1041)**

OMB No 1545-0092

**2012**

Department of the Treasury  
Internal Revenue Service

▶ Attach to Schedule D to list additional transactions for lines 1a and 6a.  
▶ Information about Schedule D (Form 1041) and its separate instructions is at [www.irs.gov/form1041](http://www.irs.gov/form1041)

Name of estate or trust: **NELSON B DELAVAN FOUND. PART A R53329000**  
Employer identification number: **16-6260274**

**Part I Short-Term Capital Gains and Losses - Assets Held One Year or Less**

(a) Description of property (Example 100 sh 7% preferred of "Z" Co)	(b) Date acquired (mo, day, yr)	(c) Date sold (mo, day, yr)	(d) Sales price	(e) Cost or other basis (see instructions)	(f) Gain or (loss) Subtract (e) from (d)
1a 1. MERCK & CO INC	05/17/2011	04/26/2012	38.00	37.00	1.00
1. MERCK & CO INC	05/17/2011	04/26/2012	38.00	37.00	1.00
1. MERCK & CO INC	05/17/2011	04/26/2012	38.00	37.00	1.00
1. MERCK & CO INC	05/17/2011	04/26/2012	38.00	37.00	1.00
88. TEXAS INSTRS INC	VAR	05/07/2012	2,705.00	2,912.00	-207.00
64. TEXAS INSTRS INC	VAR	05/07/2012	1,967.00	2,118.00	-151.00
14. AMERIPRISE FINANCIAL I	02/09/2012	06/01/2012	644.00	760.00	-116.00
19. AMERIPRISE FINANCIAL I	02/09/2012	06/01/2012	874.00	1,029.00	-155.00
5. AMERIPRISE FINANCIAL IN	02/09/2012	06/04/2012	228.00	271.00	-43.00
8. AMERIPRISE FINANCIAL IN	02/09/2012	06/04/2012	365.00	433.00	-68.00
8. AMERIPRISE FINANCIAL IN	02/09/2012	06/04/2012	366.00	433.00	-67.00
6. AMERIPRISE FINANCIAL IN	02/09/2012	06/04/2012	275.00	326.00	-51.00
112. GENERAL ELEC CO	09/16/2011	06/15/2012	2,218.00	1,823.00	395.00
150. GENERAL ELEC CO	09/16/2011	06/15/2012	2,971.00	2,440.00	531.00
605.604 DREYFUS/LAUREL FDS	07/26/2011	06/18/2012	8,357.00	9,260.00	-903.00
2125.572 DREYFUS/LAUREL FD	07/26/2011	06/18/2012	29,333.00	32,500.00	-3,167.00
29.88 JPMORGAN INTERNATIONAL	07/26/2011	06/18/2012	324.00	353.00	-29.00
2966.102 JPMORGAN INTERNAT CURRENCY	07/26/2011	06/18/2012	32,153.00	35,000.00	-2,847.00
7. EXXON MOBIL CORP	01/19/2012	06/21/2012	577.00	607.00	-30.00
10. EXXON MOBIL CORP	01/19/2012	06/21/2012	824.00	867.00	-43.00
12. PROCTER & GAMBLE CO	02/01/2012	06/21/2012	719.00	762.00	-43.00
20. PROCTER & GAMBLE CO	02/01/2012	06/21/2012	1,198.00	1,270.00	-72.00
16. CVS CORP	01/09/2012	06/22/2012	731.00	669.00	62.00
4. CVS CORP	01/09/2012	06/22/2012	183.00	167.00	16.00

**1b Total.** Combine the amounts in column (f). Enter here and on Schedule D, line 1b . . . . .

For Paperwork Reduction Act Notice, see the Instructions for Form 1041.

Schedule D-1 (Form 1041) 2012

**SCHEDULE D-1  
(Form 1041)**

**Continuation Sheet for Schedule D  
(Form 1041)**

OMB No 1545-0092

**2012**

Department of the Treasury  
Internal Revenue Service

▶ Attach to Schedule D to list additional transactions for lines 1a and 6a.  
▶ Information about Schedule D (Form 1041) and its separate instructions is at [www.irs.gov/form1041](http://www.irs.gov/form1041)

Name of estate or trust

NELSON B DELAVAN FOUND. PART A R53329000

Employer identification number

16-6260274

**Part I Short-Term Capital Gains and Losses - Assets Held One Year or Less**

(a) Description of property (Example 100 sh 7% preferred of "Z" Co)	(b) Date acquired (mo, day, yr)	(c) Date sold (mo, day, yr)	(d) Sales price	(e) Cost or other basis (see instructions)	(f) Gain or (loss) Subtract (e) from (d)
1a 3. CVS CORP	01/09/2012	06/22/2012	137.00	125.00	12.00
23. CVS CORP	01/09/2012	06/22/2012	1,051.00	956.00	95.00
5. CVS CORP	01/09/2012	06/22/2012	229.00	208.00	21.00
5. CVS CORP	01/09/2012	06/22/2012	229.00	208.00	21.00
1. WILLIAMS COS INC	01/04/2012	06/22/2012	28.00	27.00	1.00
1. WILLIAMS COS INC	01/04/2012	06/22/2012	28.00	27.00	1.00
1. WILLIAMS COS INC	01/04/2012	06/22/2012	28.00	27.00	1.00
1. WILLIAMS COS INC	01/04/2012	06/22/2012	28.00	27.00	1.00
1. WILLIAMS COS INC	01/04/2012	06/22/2012	28.00	27.00	1.00
4. WILLIAMS COS INC	01/04/2012	06/22/2012	114.00	107.00	7.00
1. WILLIAMS COS INC	01/04/2012	06/22/2012	28.00	27.00	1.00
1. WILLIAMS COS INC	01/04/2012	06/22/2012	28.00	27.00	1.00
1. WILLIAMS COS INC	01/04/2012	06/22/2012	28.00	27.00	1.00
1. WILLIAMS COS INC	01/04/2012	06/22/2012	28.00	27.00	1.00
1. WILLIAMS COS INC	01/04/2012	06/22/2012	28.00	27.00	1.00
1. WILLIAMS COS INC	01/04/2012	06/22/2012	28.00	27.00	1.00
5. WILLIAMS COS INC	01/04/2012	06/22/2012	142.00	134.00	8.00
1. WILLIAMS COS INC	01/04/2012	06/25/2012	28.00	27.00	1.00
1. WILLIAMS COS INC	01/04/2012	06/25/2012	27.00	27.00	
2. WILLIAMS COS INC	01/04/2012	06/25/2012	55.00	54.00	1.00
1. WILLIAMS COS INC	01/04/2012	06/25/2012	27.00	27.00	
1. WILLIAMS COS INC	01/04/2012	06/25/2012	27.00	27.00	
1. WILLIAMS COS INC	01/04/2012	06/25/2012	27.00	27.00	
1. WILLIAMS COS INC	01/04/2012	06/25/2012	28.00	27.00	1.00
1. WILLIAMS COS INC	01/04/2012	06/25/2012	27.00	27.00	
3. WILLIAMS COS INC	01/04/2012	06/25/2012	82.00	80.00	2.00

**1b Total.** Combine the amounts in column (f). Enter here and on Schedule D, line 1b . . . . .

For Paperwork Reduction Act Notice, see the Instructions for Form 1041.

Schedule D-1 (Form 1041) 2012

JSA  
2F1221 2 000

**SCHEDULE D-1  
(Form 1041)**

**Continuation Sheet for Schedule D  
(Form 1041)**

OMB No 1545-0092

**2012**

Department of the Treasury  
Internal Revenue Service

▶ Attach to Schedule D to list additional transactions for lines 1a and 6a.  
▶ Information about Schedule D (Form 1041) and its separate instructions is at [www.irs.gov/form1041](http://www.irs.gov/form1041)

Name of estate or trust: **NELSON B DELAVAN FOUND. PART A R53329000**  
Employer identification number: **16-6260274**

**Part I Short-Term Capital Gains and Losses - Assets Held One Year or Less**

(a) Description of property (Example 100 sh. 7% preferred of "Z" Co)	(b) Date acquired (mo, day, yr)	(c) Date sold (mo, day, yr)	(d) Sales price	(e) Cost or other basis (see instructions)	(f) Gain or (loss) Subtract (e) from (d)
1a 2. WILLIAMS COS INC	01/04/2012	06/25/2012	55.00	54.00	1.00
1. WILLIAMS COS INC	01/04/2012	06/25/2012	27.00	27.00	
1. WILLIAMS COS INC	01/04/2012	06/26/2012	28.00	27.00	1.00
12. EQT CORPORATION	03/05/2012	07/02/2012	644.00	633.00	11.00
9. EQT CORPORATION	03/05/2012	07/02/2012	483.00	475.00	8.00
1841.62 EATON VANCE FLOATI	05/18/2012	07/02/2012	20,018.00	20,055.00	-37.00
245. ISHARES MISCI EAFE IN	03/09/2012	07/02/2012	12,277.00	13,302.00	-1,025.00
4. EQT CORPORATION	VAR	07/03/2012	218.00	211.00	7.00
6. EQT CORPORATION	VAR	07/03/2012	327.00	315.00	12.00
2. EQT CORPORATION	02/21/2012	07/03/2012	110.00	105.00	5.00
3. EQT CORPORATION	VAR	07/03/2012	164.00	158.00	6.00
4. EQT CORPORATION	VAR	07/03/2012	218.00	210.00	8.00
2. EQT CORPORATION	02/21/2012	07/03/2012	110.00	105.00	5.00
1. EQT CORPORATION	02/22/2012	07/05/2012	55.00	52.00	3.00
4. EQT CORPORATION	02/22/2012	07/05/2012	220.00	209.00	11.00
1. EQT CORPORATION	02/22/2012	07/05/2012	55.00	52.00	3.00
2. EQT CORPORATION	02/22/2012	07/05/2012	110.00	105.00	5.00
3. EQT CORPORATION	02/22/2012	07/06/2012	162.00	157.00	5.00
2. EQT CORPORATION	02/22/2012	07/06/2012	108.00	105.00	3.00
35. CISCO SYS INC	VAR	07/11/2012	575.00	623.00	-48.00
26. CISCO SYS INC	VAR	07/11/2012	427.00	466.00	-39.00
2. HUMANA INC	10/31/2011	07/11/2012	149.00	171.00	-22.00
1. HUMANA INC	10/31/2011	07/11/2012	75.00	86.00	-11.00
1. HUMANA INC	10/31/2011	07/11/2012	75.00	86.00	-11.00

**1b Total.** Combine the amounts in column (f). Enter here and on Schedule D, line 1b . . . . .

For Paperwork Reduction Act Notice, see the Instructions for Form 1041.

Schedule D-1 (Form 1041) 2012

JSA  
2F1221 2 000

**SCHEDULE D-1  
(Form 1041)**

**Continuation Sheet for Schedule D  
(Form 1041)**

OMB No 1545-0092

**2012**

Department of the Treasury  
Internal Revenue Service

▶ Attach to Schedule D to list additional transactions for lines 1a and 6a.  
▶ Information about Schedule D (Form 1041) and its separate instructions is at [www.irs.gov/form1041](http://www.irs.gov/form1041)

Name of estate or trust

Employer identification number

NELSON B DELAVAN FOUND. PART A R53329000

16-6260274

**Part I Short-Term Capital Gains and Losses - Assets Held One Year or Less**

(a) Description of property (Example 100 sh 7% preferred of "Z" Co.)	(b) Date acquired (mo, day, yr)	(c) Date sold (mo, day, yr)	(d) Sales price	(e) Cost or other basis (see instructions)	(f) Gain or (loss) Subtract (e) from (d)
1a 1. HUMANA INC	10/31/2011	07/11/2012	75.00	86.00	-11.00
22. MARRIOTT INTL INC NEW	02/28/2012	07/11/2012	835.00	778.00	57.00
17. MARRIOTT INTL INC NEW	02/28/2012	07/11/2012	645.00	601.00	44.00
3. HUMANA INC	10/31/2011	07/12/2012	221.00	257.00	-36.00
2. HUMANA INC	10/31/2011	07/12/2012	147.00	171.00	-24.00
1. HUMANA INC	10/31/2011	07/16/2012	75.00	86.00	-11.00
1. HUMANA INC	10/31/2011	07/16/2012	75.00	86.00	-11.00
9. CAMERON INTERNATIONAL C	02/10/2012	07/18/2012	405.00	511.00	-106.00
1. CAMERON INTERNATIONAL C	02/10/2012	07/18/2012	45.00	57.00	-12.00
6. CAMERON INTERNATIONAL C	02/10/2012	07/18/2012	270.00	341.00	-71.00
3. CAMERON INTERNATIONAL C	02/10/2012	07/18/2012	135.00	170.00	-35.00
1. HUMANA INC	10/31/2011	07/18/2012	73.00	86.00	-13.00
1. HUMANA INC	10/31/2011	07/18/2012	73.00	86.00	-13.00
1. HUMANA INC	10/31/2011	07/18/2012	73.00	86.00	-13.00
1. HUMANA INC	10/31/2011	07/18/2012	73.00	86.00	-13.00
1. HUMANA INC	10/31/2011	07/19/2012	75.00	86.00	-11.00
1. HUMANA INC	10/31/2011	07/20/2012	74.00	86.00	-12.00
1. HUMANA INC	10/31/2011	07/20/2012	74.00	86.00	-12.00
1. HUMANA INC	10/31/2011	07/20/2012	74.00	86.00	-12.00
13. EXXON MOBIL CORP	01/19/2012	07/27/2012	1,121.00	1,127.00	-6.00
9. EXXON MOBIL CORP	01/19/2012	07/27/2012	776.00	781.00	-5.00
31. JOHNSON & JOHNSON	VAR	07/27/2012	2,147.00	2,105.00	42.00
23. JOHNSON & JOHNSON	VAR	07/27/2012	1,593.00	1,561.00	32.00
2. AUTOZONE INC	08/19/2011	08/03/2012	735.00	581.00	154.00
1. AUTOZONE INC	08/19/2011	08/03/2012	368.00	290.00	78.00

**1b Total.** Combine the amounts in column (f). Enter here and on Schedule D, line 1b . . . . .

For Paperwork Reduction Act Notice, see the Instructions for Form 1041.

Schedule D-1 (Form 1041) 2012

JSA  
2F1221 2 000

**SCHEDULE D-1  
(Form 1041)**

**Continuation Sheet for Schedule D  
(Form 1041)**

OMB No 1545-0092

**2012**

Department of the Treasury  
Internal Revenue Service

▶ Attach to Schedule D to list additional transactions for lines 1a and 6a.  
▶ Information about Schedule D (Form 1041) and its separate instructions is at [www.irs.gov/form1041](http://www.irs.gov/form1041)

Name of estate or trust: **NELSON B DELAVAN FOUND. PART A R53329000**  
Employer identification number: **16-6260274**

**Part I Short-Term Capital Gains and Losses - Assets Held One Year or Less**

(a) Description of property (Example 100 sh 7% preferred of "Z" Co)	(b) Date acquired (mo., day, yr)	(c) Date sold (mo., day, yr)	(d) Sales price	(e) Cost or other basis (see instructions)	(f) Gain or (loss) Subtract (e) from (d)
1a 12. COGNIZANT TECHNOLOGY S A	05/07/2012	08/03/2012	690.00	700.00	-10.00
4. COGNIZANT TECHNOLOGY SO	08/11/2011	08/03/2012	230.00	248.00	-18.00
3. COGNIZANT TECHNOLOGY SO	VAR	08/03/2012	172.00	179.00	-7.00
4. COGNIZANT TECHNOLOGY SO	05/07/2012	08/03/2012	229.00	233.00	-4.00
9. MARRIOTT INTL INC NEW C	VAR	08/13/2012	332.00	316.00	16.00
13. MARRIOTT INTL INC NEW	VAR	08/13/2012	479.00	457.00	22.00
26. MARRIOTT INTL INC NEW	01/26/2012	08/14/2012	960.00	907.00	53.00
35. MARRIOTT INTL INC NEW	01/26/2012	08/14/2012	1,293.00	1,221.00	72.00
10. EXXON MOBIL CORP	01/19/2012	09/07/2012	897.00	867.00	30.00
13. EXXON MOBIL CORP	01/19/2012	09/07/2012	1,167.00	1,127.00	40.00
44. WALGREEN CO	VAR	09/07/2012	1,534.00	1,313.00	221.00
61. WALGREEN CO	VAR	09/07/2012	2,127.00	1,820.00	307.00
6. EXXON MOBIL CORP	01/19/2012	09/13/2012	548.00	520.00	28.00
10. EXXON MOBIL CORP	01/19/2012	09/13/2012	913.00	867.00	46.00
6865. ISHARES INC MSCI JAP	03/09/2012	09/14/2012	64,541.00	69,257.00	-4,716.00
4290. ISHARES INC MSCI JAP	03/09/2012	09/14/2012	40,332.00	43,279.00	-2,947.00
25. CBS CORP	10/06/2011	09/26/2012	891.00	539.00	352.00
15. CBS CORP	10/06/2011	09/26/2012	535.00	323.00	212.00
122. SPDR GOLD TRUST	06/18/2012	09/28/2012	20,987.00	19,217.00	1,770.00
5. ADT CORPORATION	VAR	10/04/2012	193.00	176.00	17.00
4. ADT CORPORATION	VAR	10/04/2012	154.00	139.00	15.00
1.412 ADT CORPORATION	06/15/2012	10/05/2012	53.00	50.00	3.00
1. ADT CORPORATION	06/15/2012	10/05/2012	38.00	35.00	3.00
25000. CS QARN SPX 04/04/1	03/16/2012	10/05/2012	26,313.00	24,750.00	1,563.00

**1b Total.** Combine the amounts in column (f) Enter here and on Schedule D, line 1b . . . . .

For Paperwork Reduction Act Notice, see the Instructions for Form 1041.

Schedule D-1 (Form 1041) 2012

JSA  
2F1221 2 000

**SCHEDULE D-1  
(Form 1041)**

**Continuation Sheet for Schedule D  
(Form 1041)**

OMB No 1545-0092

**2012**

Department of the Treasury  
Internal Revenue Service

▶ Attach to Schedule D to list additional transactions for lines 1a and 6a.  
▶ Information about Schedule D (Form 1041) and its separate instructions is at [www.irs.gov/form1041](http://www.irs.gov/form1041)

Name of estate or trust

NELSON B DELAVAN FOUND. PART A R53329000

Employer identification number

16-6260274

**Part 1 Short-Term Capital Gains and Losses - Assets Held One Year or Less**

(a) Description of property (Example 100 sh 7% preferred of "Z" Co)	(b) Date acquired (mo, day, yr)	(c) Date sold (mo, day, yr)	(d) Sales price	(e) Cost or other basis (see instructions)	(f) Gain or (loss) Subtract (e) from (d)
1a 5. ADT CORPORATION	06/15/2012	10/15/2012	182.00	51.00	131.00
3. ADT CORPORATION	06/15/2012	10/15/2012	109.00	32.00	77.00
7. ADT CORPORATION	06/15/2012	10/16/2012	261.00	72.00	189.00
5. ADT CORPORATION	06/15/2012	10/16/2012	187.00	53.00	134.00
3. MARATHON PETROLEUM CORP	VAR	10/16/2012	166.00	143.00	23.00
3. MARATHON PETROLEUM CORP	VAR	10/16/2012	165.00	143.00	22.00
2. MARATHON PETROLEUM CORP	07/31/2012	10/16/2012	110.00	96.00	14.00
2. MARATHON PETROLEUM CORP	VAR	10/16/2012	110.00	96.00	14.00
1. MARATHON PETROLEUM CORP	07/31/2012	10/16/2012	55.00	48.00	7.00
1. MARATHON PETROLEUM CORP	07/31/2012	10/16/2012	55.00	48.00	7.00
3. MARATHON PETROLEUM CORP	VAR	10/16/2012	166.00	142.00	24.00
3. MARATHON PETROLEUM CORP	VAR	10/16/2012	166.00	142.00	24.00
17. MARATHON PETROLEUM CORP	VAR	10/16/2012	931.00	800.00	131.00
12. MARATHON PETROLEUM CORP	VAR	10/16/2012	657.00	564.00	93.00
9. MARATHON PETROLEUM CORP	VAR	10/17/2012	501.00	422.00	79.00
6. MARATHON PETROLEUM CORP	VAR	10/17/2012	334.00	281.00	53.00
12. MARATHON PETROLEUM CORP	07/18/2012	10/17/2012	668.00	562.00	106.00
2. MARATHON PETROLEUM CORP	07/18/2012	10/17/2012	112.00	94.00	18.00
9. MARATHON PETROLEUM CORP	07/18/2012	10/17/2012	501.00	421.00	80.00
4. MARATHON PETROLEUM CORP	07/18/2012	10/17/2012	221.00	187.00	34.00
1. MARATHON PETROLEUM CORP	07/18/2012	10/17/2012	56.00	47.00	9.00
3. MARATHON PETROLEUM CORP	07/18/2012	10/17/2012	165.00	140.00	25.00
5. ABBOTT LABS	VAR	10/18/2012	330.00	347.00	-17.00
22. ABBOTT LABS	VAR	10/18/2012	1,440.00	1,444.00	-4.00

**1b Total.** Combine the amounts in column (f). Enter here and on Schedule D, line 1b . . . . .

For Paperwork Reduction Act Notice, see the Instructions for Form 1041.

Schedule D-1 (Form 1041) 2012

JSA  
2F1221 2 000

DBB913 501G 10/17/2013 18:52:54

R53329000

57

**SCHEDULE D-1  
(Form 1041)**

**Continuation Sheet for Schedule D  
(Form 1041)**

OMB No 1545-0092

**2012**

Department of the Treasury  
Internal Revenue Service

▶ Attach to Schedule D to list additional transactions for lines 1a and 6a.  
▶ Information about Schedule D (Form 1041) and its separate instructions is at [www.irs.gov/form1041](http://www.irs.gov/form1041)

Name of estate or trust: **NELSON B DELAVAN FOUND. PART A R53329000**  
Employer identification number: **16-6260274**

**Part I Short-Term Capital Gains and Losses - Assets Held One Year or Less**

(a) Description of property (Example 100 sh 7% preferred of "Z" Co)	(b) Date acquired (mo, day, yr)	(c) Date sold (mo, day, yr)	(d) Sales price	(e) Cost or other basis (see instructions)	(f) Gain or (loss) Subtract (e) from (d)
1a 4. ABBOTT LABS	VAR	10/18/2012	264.00	278.00	-14.00
4. ABBOTT LABS	VAR	10/18/2012	262.00	248.00	14.00
16. ABBOTT LABS	VAR	10/18/2012	1,047.00	1,045.00	2.00
23. ABBOTT LABS	VAR	10/18/2012	1,510.00	1,403.00	107.00
3. ABBOTT LABS	04/26/2012	10/18/2012	197.00	186.00	11.00
16. ABBOTT LABS	VAR	10/18/2012	1,051.00	975.00	76.00
4. CAPITAL ONE FINL CORP	12/05/2011	10/22/2012	240.00	188.00	52.00
12. CAPITAL ONE FINL CORP	12/05/2011	10/22/2012	719.00	564.00	155.00
3. CAPITAL ONE FINL CORP	12/05/2011	10/22/2012	180.00	141.00	39.00
9. CAPITAL ONE FINL CORP	12/05/2011	10/22/2012	539.00	423.00	116.00
2. CAPITAL ONE FINL CORP	12/05/2011	10/23/2012	119.00	94.00	25.00
1. CAPITAL ONE FINL CORP	12/05/2011	10/23/2012	60.00	47.00	13.00
3. CAPITAL ONE FINL CORP	12/05/2011	10/23/2012	179.00	141.00	38.00
2. CAPITAL ONE FINL CORP	12/05/2011	10/23/2012	119.00	94.00	25.00
4. CAPITAL ONE FINL CORP	12/05/2011	10/23/2012	236.00	188.00	48.00
3. CAPITAL ONE FINL CORP	12/05/2011	10/23/2012	179.00	141.00	38.00
3. CAPITAL ONE FINL CORP	12/05/2011	10/23/2012	177.00	141.00	36.00
5. CAPITAL ONE FINL CORP	12/05/2011	10/23/2012	297.00	235.00	62.00
2. CAPITAL ONE FINL CORP	12/05/2011	10/23/2012	119.00	94.00	25.00
1. CAPITAL ONE FINL CORP	12/05/2011	10/23/2012	59.00	47.00	12.00
3. CAPITAL ONE FINL CORP	12/05/2011	10/23/2012	178.00	141.00	37.00
47. ALTERA CORP	VAR	10/26/2012	1,426.00	1,801.00	-375.00
34. ALTERA CORP	VAR	10/26/2012	1,032.00	1,303.00	-271.00
4. COVIDIEN PLC NEW	07/27/2012	10/26/2012	220.00	219.00	1.00

**1b Total.** Combine the amounts in column (f). Enter here and on Schedule D, line 1b . . . . .

For Paperwork Reduction Act Notice, see the Instructions for Form 1041.

Schedule D-1 (Form 1041) 2012

JSA  
2F1221 2 000

**SCHEDULE D-1  
(Form 1041)**

**Continuation Sheet for Schedule D  
(Form 1041)**

OMB No 1545-0092

**2012**

Department of the Treasury  
Internal Revenue Service

▶ Attach to Schedule D to list additional transactions for lines 1a and 6a.  
▶ Information about Schedule D (Form 1041) and its separate instructions is at [www.irs.gov/form1041](http://www.irs.gov/form1041)

Name of estate or trust: **NELSON B DELAVAN FOUND. PART A R53329000**  
Employer identification number: **16-6260274**

**Part I Short-Term Capital Gains and Losses - Assets Held One Year or Less**

(a) Description of property (Example: 100 sh 7% preferred of "Z" Co)	(b) Date acquired (mo, day, yr)	(c) Date sold (mo, day, yr)	(d) Sales price	(e) Cost or other basis (see instructions)	(f) Gain or (loss) Subtract (e) from (d)
1a 2. COVIDIEN PLC NEW	07/27/2012	10/26/2012	110.00	110.00	
2. COVIDIEN PLC NEW	07/27/2012	10/31/2012	110.00	110.00	
2. COVIDIEN PLC NEW	07/27/2012	10/31/2012	110.00	110.00	
1. COVIDIEN PLC NEW	07/27/2012	11/01/2012	55.00	55.00	
1. COVIDIEN PLC NEW	07/27/2012	11/01/2012	55.00	55.00	
1. COVIDIEN PLC NEW	07/27/2012	11/01/2012	55.00	55.00	
3. COVIDIEN PLC NEW	07/27/2012	11/02/2012	168.00	164.00	4.00
4. COVIDIEN PLC NEW	07/27/2012	11/02/2012	224.00	219.00	5.00
2. EOG RESOURCES INC	09/10/2012	11/05/2012	232.00	228.00	4.00
1. EOG RESOURCES INC	09/07/2012	11/05/2012	116.00	113.00	3.00
3. EOG RESOURCES INC	09/10/2012	11/05/2012	349.00	342.00	7.00
2. EOG RESOURCES INC	09/07/2012	11/05/2012	232.00	225.00	7.00
287.99 HIGHBRIDGE DYNAMIC	06/18/2012	11/05/2012	4,288.00	4,700.00	-412.00
498.518 JPMORGAN HIGH YIELD	12/28/2011	11/05/2012	4,048.00	3,814.00	234.00
4. PIONEER NAT RES CO	04/19/2012	11/05/2012	426.00	423.00	3.00
5. PIONEER NAT RES CO	04/19/2012	11/05/2012	533.00	529.00	4.00
1. COVIDIEN PLC NEW	07/27/2012	11/05/2012	56.00	55.00	1.00
1. COVIDIEN PLC NEW	07/27/2012	11/05/2012	56.00	55.00	1.00
1. GOLDMAN SACHS GROUP INC	01/26/2012	11/08/2012	117.00	109.00	8.00
1. GOLDMAN SACHS GROUP INC	01/26/2012	11/08/2012	116.00	109.00	7.00
1. GOLDMAN SACHS GROUP INC	01/26/2012	11/08/2012	116.00	109.00	7.00
1. GOLDMAN SACHS GROUP INC	01/26/2012	11/09/2012	115.00	109.00	6.00
3. GOLDMAN SACHS GROUP INC	01/26/2012	11/09/2012	348.00	326.00	22.00
4. LAM RESEARCH CORPORATIO	01/06/2012	11/16/2012	137.00	150.00	-13.00

**1b Total.** Combine the amounts in column (f). Enter here and on Schedule D, line 1b . . . . .

For Paperwork Reduction Act Notice, see the Instructions for Form 1041.

Schedule D-1 (Form 1041) 2012

JSA  
2F1221 2 000

**SCHEDULE D-1  
(Form 1041)**

**Continuation Sheet for Schedule D  
(Form 1041)**

OMB No 1545-0092

**2012**

Department of the Treasury  
Internal Revenue Service

▶ Attach to Schedule D to list additional transactions for lines 1a and 6a.  
▶ Information about Schedule D (Form 1041) and its separate instructions is at [www.irs.gov/form1041](http://www.irs.gov/form1041)

Name of estate or trust: **NELSON B DELAVAN FOUND. PART A R53329000**  
Employer identification number: **16-6260274**

**Part I Short-Term Capital Gains and Losses - Assets Held One Year or Less**

(a) Description of property (Example 100 sh 7% preferred of "Z" Co)	(b) Date acquired (mo, day, yr)	(c) Date sold (mo, day, yr)	(d) Sales price	(e) Cost or other basis (see instructions)	(f) Gain or (loss) Subtract (e) from (d)
1a 6. LAM RESEARCH CORPORATIO	01/06/2012	11/16/2012	206.00	225.00	-19.00
9. LAM RESEARCH CORPORATIO	VAR	11/19/2012	312.00	331.00	-19.00
8. LAM RESEARCH CORPORATIO	07/06/2012	11/19/2012	277.00	283.00	-6.00
12. LAM RESEARCH CORPORATIO	VAR	11/19/2012	417.00	444.00	-27.00
10. LAM RESEARCH CORPORATIO	07/06/2012	11/19/2012	346.00	353.00	-7.00
4. LAM RESEARCH CORPORATIO	07/06/2012	11/20/2012	137.00	141.00	-4.00
6. LAM RESEARCH CORPORATIO	07/06/2012	11/20/2012	205.00	212.00	-7.00
841.07 JPMORGAN HIGH YIELD	12/16/2011	11/23/2012	6,804.00	6,375.00	429.00
4. CSX CORP	05/29/2012	12/04/2012	78.00	86.00	-8.00
5. CSX CORP	05/29/2012	12/04/2012	98.00	108.00	-10.00
16. CSX CORP	VAR	12/04/2012	314.00	345.00	-31.00
23. CSX CORP	VAR	12/04/2012	451.00	495.00	-44.00
6. CSX CORP	VAR	12/05/2012	119.00	129.00	-10.00
9. CSX CORP	VAR	12/05/2012	178.00	193.00	-15.00
29. FREEPORT-MCMORAN COPPE B	VAR	12/05/2012	951.00	1,336.00	-385.00
40. FREEPORT-MCMORAN COPPE B	VAR	12/05/2012	1,312.00	1,842.00	-530.00
3. FREEPORT-MCMORAN COPPER	03/20/2012	12/05/2012	99.00	117.00	-18.00
3. FREEPORT-MCMORAN COPPER	03/20/2012	12/05/2012	99.00	117.00	-18.00
4. CARNIVAL CORPORATION	09/07/2012	12/12/2012	152.00	148.00	4.00
3. CARNIVAL CORPORATION	09/07/2012	12/12/2012	114.00	111.00	3.00
1. CARNIVAL CORPORATION	09/07/2012	12/12/2012	38.00	37.00	1.00
4. CARNIVAL CORPORATION	09/07/2012	12/13/2012	151.00	148.00	3.00
2. CARNIVAL CORPORATION	09/07/2012	12/13/2012	76.00	74.00	2.00
29. ALTERA CORP	VAR	12/14/2012	954.00	1,099.00	-145.00

**1b Total.** Combine the amounts in column (f). Enter here and on Schedule D, line 1b . . . . .

For Paperwork Reduction Act Notice, see the Instructions for Form 1041.

Schedule D-1 (Form 1041) 2012

JSA  
2F1221 2 000

**SCHEDULE D-1  
(Form 1041)**

**Continuation Sheet for Schedule D  
(Form 1041)**

OMB No 1545-0092

**2012**

Department of the Treasury  
Internal Revenue Service

▶ Attach to Schedule D to list additional transactions for lines 1a and 6a.  
▶ Information about Schedule D (Form 1041) and its separate instructions is at [www.irs.gov/form1041](http://www.irs.gov/form1041)

Name of estate or trust

NELSON B DELAVAN FOUND. PART A R53329000

Employer identification number

16-6260274

**Part I Short-Term Capital Gains and Losses - Assets Held One Year or Less**

(a) Description of property (Example 100 sh 7% preferred of "Z" Co)	(b) Date acquired (mo, day, yr)	(c) Date sold (mo, day, yr)	(d) Sales price	(e) Cost or other basis (see instructions)	(f) Gain or (loss) Subtract (e) from (d)
1a 21. ALTERA CORP	VAR	12/14/2012	691.00	796.00	-105.00
20. ALTERA CORP	VAR	12/14/2012	662.00	755.00	-93.00
15. ALTERA CORP	VAR	12/14/2012	496.00	566.00	-70.00
2. CARNIVAL CORPORATION	09/07/2012	12/14/2012	76.00	74.00	2.00
2. CARNIVAL CORPORATION	09/07/2012	12/14/2012	76.00	74.00	2.00
1. INTERCONTINENTAL EXCHAN	01/23/2012	12/14/2012	129.00	119.00	10.00
4. INTERCONTINENTAL EXCHAN	01/23/2012	12/14/2012	512.00	474.00	38.00
1. INTERCONTINENTAL EXCHAN	01/23/2012	12/14/2012	129.00	119.00	10.00
3. INTERCONTINENTAL EXCHAN	01/23/2012	12/14/2012	384.00	356.00	28.00
2. CARNIVAL CORPORATION	09/07/2012	12/17/2012	76.00	74.00	2.00
3. CARNIVAL CORPORATION	09/07/2012	12/17/2012	116.00	111.00	5.00
1. CARNIVAL CORPORATION	09/07/2012	12/17/2012	38.00	37.00	1.00
2. CARNIVAL CORPORATION	09/07/2012	12/17/2012	77.00	74.00	3.00
6. CARNIVAL CORPORATION	VAR	12/17/2012	229.00	222.00	7.00
7. CARNIVAL CORPORATION	09/26/2012	12/17/2012	269.00	258.00	11.00
4. CARNIVAL CORPORATION	VAR	12/17/2012	152.00	148.00	4.00
5. CARNIVAL CORPORATION	09/26/2012	12/17/2012	192.00	184.00	8.00
1. INTERCONTINENTAL EXCHAN	01/23/2012	12/17/2012	128.00	119.00	9.00
13. CARNIVAL CORPORATION	VAR	12/18/2012	506.00	479.00	27.00
4. CARNIVAL CORPORATION	09/10/2012	12/18/2012	157.00	147.00	10.00
10. CARNIVAL CORPORATION	VAR	12/18/2012	389.00	369.00	20.00
3. CARNIVAL CORPORATION	09/10/2012	12/18/2012	117.00	110.00	7.00
16. CARNIVAL CORPORATION	09/10/2012	12/18/2012	628.00	589.00	39.00
3. CARNIVAL CORPORATION	09/10/2012	12/18/2012	118.00	110.00	8.00

**1b Total.** Combine the amounts in column (f). Enter here and on Schedule D, line 1b . . . . .

For Paperwork Reduction Act Notice, see the Instructions for Form 1041.

Schedule D-1 (Form 1041) 2012

JSA  
2F1221 2 000



Name of estate or trust as shown on Form 1041 Do not enter name and employer identification number if shown on the other side.

Employer identification number

NELSON B DELAVAN FOUND. PART A R53329000

16-6260274

**Part II Long-Term Capital Gains and Losses - Assets Held More Than One Year**

(a) Description of property (Example 100 sh 7% preferred of "Z" Co)	(b) Date acquired (mo., day, yr.)	(c) Date sold (mo., day, yr.)	(d) Sales price	(e) Cost or other basis (see instructions)	(f) Gain or (loss) Subtract (e) from (d)
6a 1873.639 ARTIO INTERNATIONAL - I	03/06/2009	01/09/2012	18,043.00	14,165.00	3,878.00
3097.51 ROWE T PRICE INTL FD*	06/08/2009	01/09/2012	43,396.00	38,781.00	4,615.00
1297.017 THORNBURG VALUE F	07/24/2009	01/09/2012	40,000.00	35,720.00	4,280.00
58. ABBOTT LABS	07/22/2009	01/10/2012	3,254.00	2,611.00	643.00
42. ABBOTT LABS	07/22/2009	01/10/2012	2,357.00	1,890.00	467.00
. WPX ENERGY INC		01/12/2012	11.00		11.00
. WPX ENERGY INC		01/12/2012	11.00		11.00
70. CONOCOPHILLIPS	VAR	01/19/2012	4,987.00	3,390.00	1,597.00
50. CONOCOPHILLIPS	VAR	01/19/2012	3,562.00	2,395.00	1,167.00
14. NORFOLK SOUTHN CORP	03/14/2006	02/08/2012	1,014.00	724.00	290.00
20. NORFOLK SOUTHN CORP	07/07/2006	02/08/2012	1,448.00	1,034.00	414.00
25000. BARC BREN EAFE 2/23	02/04/2011	02/23/2012	23,604.00	24,750.00	-1,146.00
35000. BARC BREN EAFE 2/23	02/04/2011	02/23/2012	33,046.00	34,650.00	-1,604.00
3. CARNIVAL CORPORATION	04/20/2010	02/28/2012	90.00	118.00	-28.00
5. CARNIVAL CORPORATION	04/07/2010	02/28/2012	150.00	194.00	-44.00
22. CARNIVAL CORPORATION	VAR	02/28/2012	659.00	814.00	-155.00
29. CARNIVAL CORPORATION	01/14/2010	02/28/2012	868.00	1,006.00	-138.00
4. CARNIVAL CORPORATION	01/14/2010	02/28/2012	120.00	139.00	-19.00
1. CARNIVAL CORPORATION	01/14/2010	02/28/2012	30.00	35.00	-5.00
6. CARNIVAL CORPORATION	01/14/2010	02/28/2012	179.00	208.00	-29.00
25000. DB BREN ASIA BASKET	02/18/2011	03/07/2012	25,000.00	24,750.00	250.00
35000. DB BREN ASIA BASKET	02/18/2011	03/07/2012	35,000.00	34,650.00	350.00
758.621 HARTFORD CAPITAL A FUND	07/24/2009	03/08/2012	24,936.00	20,126.00	4,810.00
230.202 JPMORGAN GROWTH AD	07/24/2009	03/08/2012	2,309.00	1,450.00	859.00
441.555 JPMORGAN HIGH YIEL	01/31/2008	03/08/2012	3,484.00	3,413.00	71.00

**6b Total.** Combine the amounts in column (f) Enter here and on Schedule D, line 6b . . . . .

Name of estate or trust as shown on Form 1041 Do not enter name and employer identification number if shown on the other side

Employer identification number

NELSON B DELAVAN FOUND. PART A R53329000

16-6260274

**Part II Long-Term Capital Gains and Losses - Assets Held More Than One Year**

(a) Description of property (Example: 100 sh 7% preferred of "Z" Co)	(b) Date acquired (mo, day, yr)	(c) Date sold (mo, day, yr.)	(d) Sales price	(e) Cost or other basis (see instructions)	(f) Gain or (loss) Subtract (e) from (d)
6a 1063.186 THORNBURG VALUE F	07/24/2009	03/08/2012	35,893.00	29,280.00	6,613.00
35000. CS BREN EAFE 3/14/1	02/25/2011	03/14/2012	32,747.00	34,650.00	-1,903.00
25000. CS BREN EAFE 3/14/1	02/25/2011	03/14/2012	23,391.00	24,750.00	-1,359.00
3210.117 JPMORGAN GROWTH A FUND	07/24/2009	03/14/2012	33,000.00	20,224.00	12,776.00
3. NORFOLK SOUTHN CORP	07/07/2006	03/20/2012	202.00	155.00	47.00
9. NORFOLK SOUTHN CORP	07/07/2006	03/20/2012	603.00	465.00	138.00
3. NORFOLK SOUTHN CORP	03/14/2006	03/20/2012	202.00	155.00	47.00
7. NORFOLK SOUTHN CORP	03/14/2006	03/20/2012	469.00	362.00	107.00
50000. BARC REN SPX 3/21/1	03/04/2011	03/21/2012	55,485.00	49,500.00	5,985.00
35000. BARC REN SPX 3/21/1	03/04/2011	03/21/2012	38,840.00	34,650.00	4,190.00
603.622 NUVEEN NWQ VALUE O FUND	06/09/2009	03/22/2012	19,286.00	15,000.00	4,286.00
2. AMAZON COM INC	01/28/2011	04/09/2012	384.00	339.00	45.00
1. AMAZON COM INC	09/29/2010	04/09/2012	192.00	159.00	33.00
35000. GS BREN EAFE 4/10/1	03/25/2011	04/10/2012	32,734.00	34,650.00	-1,916.00
25000. GS BREN EAFE 4/10/1	03/25/2011	04/10/2012	23,381.00	24,750.00	-1,369.00
35. CAMPBELL SOUP CO	VAR	04/12/2012	1,159.00	1,274.00	-115.00
50. CAMPBELL SOUP CO	VAR	04/12/2012	1,656.00	1,817.00	-161.00
10. XILINX INC	12/22/2010	04/16/2012	353.00	283.00	70.00
12. XILINX INC	12/22/2010	04/16/2012	423.00	340.00	83.00
4. XILINX INC	12/22/2010	04/17/2012	143.00	113.00	30.00
6. XILINX INC	12/22/2010	04/17/2012	214.00	170.00	44.00
34. XILINX INC	12/22/2010	04/18/2012	1,200.00	962.00	238.00
47. XILINX INC	12/22/2010	04/18/2012	1,658.00	1,330.00	328.00
14. JUNIPER NETWORKS INC	VAR	04/23/2012	283.00	456.00	-173.00
20. JUNIPER NETWORKS INC	VAR	04/23/2012	405.00	535.00	-130.00

6b Total. Combine the amounts in column (f). Enter here and on Schedule D, line 6b . . . . .

Name of estate or trust as shown on Form 1041 Do not enter name and employer identification number if shown on the other side

Employer identification number

NELSON B DELAVAN FOUND. PART A R53329000

16-6260274

**Part II Long-Term Capital Gains and Losses - Assets Held More Than One Year**

(a) Description of property (Example 100 sh 7% preferred of "Z" Co)	(b) Date acquired (mo., day, yr.)	(c) Date sold (mo., day, yr.)	(d) Sales price	(e) Cost or other basis (see instructions)	(f) Gain or (loss) Subtract (e) from (d)
6a 13. DEVON ENERGY CORP NEW	VAR	04/24/2012	868.00	832.00	36.00
18. DEVON ENERGY CORP NEW	VAR	04/24/2012	1,202.00	1,154.00	48.00
4. MERCK & CO INC	04/18/2011	04/26/2012	154.00	136.00	18.00
4. MERCK & CO INC	04/18/2011	04/26/2012	154.00	136.00	18.00
4. MERCK & CO INC	04/18/2011	04/27/2012	155.00	136.00	19.00
3. MERCK & CO INC	04/18/2011	04/27/2012	116.00	102.00	14.00
6. MERCK & CO INC	04/18/2011	04/27/2012	231.00	204.00	27.00
4. MERCK & CO INC	04/18/2011	04/27/2012	154.00	136.00	18.00
55000. BARC REN SPX 05/02/	04/15/2011	05/02/2012	60,577.00	54,450.00	6,127.00
35000. BARC REN SPX 05/02/	04/15/2011	05/02/2012	38,549.00	34,650.00	3,899.00
55000. DB REN SPX 05/16/12	04/26/2011	05/16/2012	56,030.00	54,450.00	1,580.00
35000. DB REN SPX 05/16/12	04/26/2011	05/16/2012	35,655.00	34,650.00	1,005.00
11. NORFOLK SOUTHN CORP	07/07/2006	05/24/2012	740.00	569.00	171.00
8. NORFOLK SOUTHN CORP	03/14/2006	05/24/2012	539.00	414.00	125.00
3. NORFOLK SOUTHN CORP	07/07/2006	05/25/2012	202.00	155.00	47.00
2. NORFOLK SOUTHN CORP	03/14/2006	05/25/2012	134.00	103.00	31.00
4. NORFOLK SOUTHN CORP	07/07/2006	05/25/2012	268.00	207.00	61.00
3. NORFOLK SOUTHN CORP	03/14/2006	05/25/2012	201.00	155.00	46.00
2. NORFOLK SOUTHN CORP	07/07/2006	05/25/2012	133.00	103.00	30.00
1. NORFOLK SOUTHN CORP	03/14/2006	05/25/2012	67.00	52.00	15.00
1. NORFOLK SOUTHN CORP	07/07/2006	05/25/2012	67.00	52.00	15.00
1. NORFOLK SOUTHN CORP	03/14/2006	05/25/2012	67.00	52.00	15.00
2. NORFOLK SOUTHN CORP	07/07/2006	05/25/2012	133.00	103.00	30.00
1. NORFOLK SOUTHN CORP	03/14/2006	05/25/2012	67.00	52.00	15.00
1. NORFOLK SOUTHN CORP	03/14/2006	05/25/2012	66.00	52.00	14.00

**6b Total.** Combine the amounts in column (f). Enter here and on Schedule D, line 6b . . . . .

Name of estate or trust as shown on Form 1041 Do not enter name and employer identification number if shown on the other side

Employer identification number

NELSON B DELAVAN FOUND. PART A R53329000

16-6260274

**Part II Long-Term Capital Gains and Losses - Assets Held More Than One Year**

(a) Description of property (Example 100 sh 7% preferred of "Z" Co)	(b) Date acquired (mo., day, yr)	(c) Date sold (mo., day, yr)	(d) Sales price	(e) Cost or other basis (see instructions)	(f) Gain or (loss) Subtract (e) from (d)
6a 15. NORFOLK SOUTHN CORP	07/07/2006	05/29/2012	1,002.00	775.00	227.00
11. NORFOLK SOUTHN CORP	03/14/2006	05/29/2012	735.00	569.00	166.00
5. NORFOLK SOUTHN CORP	07/07/2006	05/29/2012	336.00	258.00	78.00
4. NORFOLK SOUTHN CORP	03/14/2006	05/29/2012	269.00	207.00	62.00
7. NORFOLK SOUTHN CORP	03/14/2006	05/30/2012	458.00	362.00	96.00
9. NORFOLK SOUTHN CORP	07/07/2006	05/30/2012	589.00	465.00	124.00
2. NORFOLK SOUTHN CORP	03/14/2006	05/30/2012	131.00	103.00	28.00
3. NORFOLK SOUTHN CORP	07/07/2006	05/30/2012	197.00	155.00	42.00
5. NORFOLK SOUTHN CORP	03/14/2006	05/31/2012	327.00	259.00	68.00
8. NORFOLK SOUTHN CORP	07/07/2006	05/31/2012	523.00	414.00	109.00
4. NORFOLK SOUTHN CORP	03/14/2006	05/31/2012	262.00	207.00	55.00
5. NORFOLK SOUTHN CORP	07/07/2006	05/31/2012	328.00	258.00	70.00
22. US BANCORP DEL NEW	06/24/2005	06/05/2012	641.00	643.00	-2.00
34. US BANCORP DEL NEW	07/27/2005	06/05/2012	990.00	1,029.00	-39.00
8. US BANCORP DEL NEW	06/24/2005	06/05/2012	234.00	234.00	
11. US BANCORP DEL NEW	07/27/2005	06/05/2012	321.00	333.00	-12.00
32. US BANCORP DEL NEW	07/27/2005	06/05/2012	934.00	968.00	-34.00
22. US BANCORP DEL NEW	06/24/2005	06/05/2012	642.00	643.00	-1.00
20. US BANCORP DEL NEW	07/27/2005	06/05/2012	584.00	605.00	-21.00
13. US BANCORP DEL NEW	06/24/2005	06/05/2012	380.00	380.00	
4. US BANCORP DEL NEW	07/27/2005	06/05/2012	117.00	121.00	-4.00
3. US BANCORP DEL NEW	03/04/2011	06/05/2012	88.00	82.00	6.00
4. US BANCORP DEL NEW	07/27/2005	06/05/2012	117.00	121.00	-4.00
2. US BANCORP DEL NEW	03/04/2011	06/05/2012	58.00	55.00	3.00
1. NIKE INC	03/31/2011	06/15/2012	101.00	76.00	25.00

**6b Total.** Combine the amounts in column (f). Enter here and on Schedule D, line 6b . . . . .

Name of estate or trust as shown on Form 1041 Do not enter name and employer identification number if shown on the other side

Employer identification number

NELSON B DELAVAN FOUND. PART A R53329000

16-6260274

**Part II Long-Term Capital Gains and Losses - Assets Held More Than One Year**

(a) Description of property (Example: 100 sh 7% preferred of "Z" Co)	(b) Date acquired (mo, day, yr)	(c) Date sold (mo, day, yr)	(d) Sales price	(e) Cost or other basis (see instructions)	(f) Gain or (loss) Subtract (e) from (d)
6a 4. NIKE INC	03/31/2011	06/15/2012	405.00	305.00	100.00
4. NIKE INC	07/22/2009	06/15/2012	401.00	207.00	194.00
2. NIKE INC	03/31/2011	06/15/2012	202.00	153.00	49.00
7. NIKE INC	VAR	06/15/2012	709.00	411.00	298.00
3. NIKE INC	07/22/2009	06/15/2012	301.00	155.00	146.00
2512.821 ARTIO INTERNATIONAL - I	03/06/2009	06/18/2012	24,500.00	18,997.00	5,503.00
3111.888 DREYFUS/LAUREL FDI	11/30/2010	06/18/2012	42,944.00	44,500.00	-1,556.00
4824.82 DREYFUS/LAUREL FDS	VAR	06/18/2012	66,583.00	69,100.00	-2,517.00
2914.798 EATON VANCE MUT F	VAR	06/18/2012	26,000.00	26,314.00	-314.00
4820.628 EATON VANCE MUT F	VAR	06/18/2012	43,000.00	42,950.00	50.00
3166.227 HARTFORD CAPITAL FUND	07/24/2009	06/18/2012	96,697.00	84,000.00	12,697.00
984.88 JPMORGAN INTERNATIONAL CURRENCY	05/26/2011	06/18/2012	10,676.00	11,375.00	-699.00
1277.44 JPMORGAN INTERNATIONAL CURRENCY	05/26/2011	06/18/2012	13,847.00	14,754.00	-907.00
413.177 JPMORGAN US REAL ESTATE	07/24/2009	06/18/2012	7,400.00	3,681.00	3,719.00
307.091 JPMORGAN US REAL ESTATE	07/24/2009	06/18/2012	5,500.00	2,736.00	2,764.00
1. NIKE INC	07/22/2009	06/18/2012	101.00	52.00	49.00
1. NIKE INC	07/22/2009	06/18/2012	101.00	52.00	49.00
1995. POWERSHARES DB COMMODITY TRACKING FUND	VAR	06/18/2012	49,195.00	53,562.00	-4,367.00
2778. POWERSHARES DB COMMODITY TRACKING FUND	VAR	06/18/2012	68,503.00	75,856.00	-7,353.00
464.807 ROWE T PRICE INTL FUND*	07/24/2009	06/18/2012	7,000.00	6,219.00	781.00
2164.313 THORNBURG VALUE FUND	07/24/2009	06/18/2012	63,393.00	59,605.00	3,788.00
35000. GS BREN EAFE 06/20	06/03/2011	06/20/2012	30,037.00	34,650.00	-4,613.00
4. CVS CORP	05/29/2003	06/22/2012	183.00	52.00	131.00
5. CVS CORP	05/29/2003	06/22/2012	229.00	65.00	164.00
1019.462 JPMORGAN INTERNATIONAL CURRENCY	VAR	06/25/2012	11,000.00	11,741.00	-741.00

**6b Total.** Combine the amounts in column (f). Enter here and on Schedule D, line 6b . . . . .

Name of estate or trust as shown on Form 1041. Do not enter name and employer identification number if shown on the other side

Employer identification number

NELSON B DELAVAN FOUND. PART A R53329000

16-6260274

**Part II Long-Term Capital Gains and Losses - Assets Held More Than One Year**

(a) Description of property (Example 100 sh 7% preferred of "Z" Co)	(b) Date acquired (mo, day, yr)	(c) Date sold (mo, day, yr)	(d) Sales price	(e) Cost or other basis (see instructions)	(f) Gain or (loss) Subtract (e) from (d)
<b>6a</b> 1668.211 JPMORGAN INTERNAT CURRENCY	VAR	06/25/2012	18,000.00	19,263.00	-1,263.00
15000. MS GSCI BRENT CRUDE 6/25/12	06/10/2011	06/25/2012	16,500.00	14,850.00	1,650.00
20000. MS GSCI BRENT CRUDE 6/25/12	06/10/2011	06/25/2012	22,000.00	19,800.00	2,200.00
1. WILLIAMS COS INC	05/05/2011	06/26/2012	28.00	25.00	3.00
1. WILLIAMS COS INC	05/05/2011	06/26/2012	28.00	25.00	3.00
1. WILLIAMS COS INC	05/05/2011	06/26/2012	28.00	25.00	3.00
3. WILLIAMS COS INC	05/05/2011	06/26/2012	83.00	75.00	8.00
4. WILLIAMS COS INC	05/05/2011	06/26/2012	111.00	100.00	11.00
1. WILLIAMS COS INC	05/05/2011	06/26/2012	28.00	25.00	3.00
4. WILLIAMS COS INC	05/05/2011	06/26/2012	111.00	100.00	11.00
6. WILLIAMS COS INC	05/05/2011	06/26/2012	167.00	150.00	17.00
35000. HSBC CONT BUFF EQ S	06/10/2011	06/27/2012	36,764.00	34,650.00	2,114.00
50000. HSBC CONT BUFF EQ S	06/10/2011	06/27/2012	52,519.00	49,500.00	3,019.00
1. WILLIAMS COS INC	05/05/2011	06/27/2012	28.00	25.00	3.00
1. WILLIAMS COS INC	05/05/2011	06/27/2012	28.00	25.00	3.00
2. WILLIAMS COS INC	05/05/2011	06/27/2012	56.00	50.00	6.00
2. WILLIAMS COS INC	05/05/2011	06/27/2012	56.00	50.00	6.00
5. WILLIAMS COS INC	05/05/2011	06/27/2012	141.00	125.00	16.00
1. WILLIAMS COS INC	05/05/2011	06/27/2012	28.00	25.00	3.00
1. WILLIAMS COS INC	05/05/2011	06/27/2012	28.00	25.00	3.00
3. WILLIAMS COS INC	05/05/2011	06/27/2012	84.00	75.00	9.00
2. WILLIAMS COS INC	05/05/2011	06/27/2012	56.00	50.00	6.00
1. WILLIAMS COS INC	05/05/2011	06/27/2012	28.00	25.00	3.00
1. WILLIAMS COS INC	05/05/2011	06/27/2012	28.00	25.00	3.00
1. WILLIAMS COS INC	05/05/2011	06/27/2012	28.00	25.00	3.00

**6b Total.** Combine the amounts in column (f). Enter here and on Schedule D, line 6b . . . . .

Name of estate or trust as shown on Form 1041 Do not enter name and employer identification number if shown on the other side

Employer identification number

NELSON B DELAVAN FOUND. PART A R53329000

16-6260274

**Part II Long-Term Capital Gains and Losses - Assets Held More Than One Year**

(a) Description of property (Example: 100 sh 7% preferred of "Z" Co)	(b) Date acquired (mo, day, yr)	(c) Date sold (mo, day, yr)	(d) Sales price	(e) Cost or other basis (see instructions)	(f) Gain or (loss) Subtract (e) from (d)
6a 1. WILLIAMS COS INC	05/05/2011	06/27/2012	28.00	25.00	3.00
1. WILLIAMS COS INC	05/05/2011	06/27/2012	28.00	25.00	3.00
1. WILLIAMS COS INC	05/05/2011	06/28/2012	28.00	25.00	3.00
1. WILLIAMS COS INC	05/05/2011	06/28/2012	28.00	25.00	3.00
2. WILLIAMS COS INC	05/05/2011	06/28/2012	56.00	50.00	6.00
1. WILLIAMS COS INC	05/05/2011	06/28/2012	28.00	25.00	3.00
2. WILLIAMS COS INC	05/05/2011	06/28/2012	56.00	50.00	6.00
1. WILLIAMS COS INC	05/05/2011	06/28/2012	28.00	25.00	3.00
2. WILLIAMS COS INC	05/05/2011	06/28/2012	56.00	50.00	6.00
1. WILLIAMS COS INC	05/05/2011	06/28/2012	28.00	25.00	3.00
2. WILLIAMS COS INC	05/05/2011	06/28/2012	56.00	50.00	6.00
3. WILLIAMS COS INC	05/05/2011	06/28/2012	84.00	75.00	9.00
1. WILLIAMS COS INC	05/05/2011	06/28/2012	28.00	25.00	3.00
1. WILLIAMS COS INC	05/05/2011	06/28/2012	28.00	25.00	3.00
1. WILLIAMS COS INC	05/05/2011	06/29/2012	29.00	25.00	4.00
2. WILLIAMS COS INC	05/05/2011	06/29/2012	57.00	50.00	7.00
1. WILLIAMS COS INC	05/05/2011	06/29/2012	29.00	25.00	4.00
1. WILLIAMS COS INC	05/05/2011	06/29/2012	28.00	25.00	3.00
1. WILLIAMS COS INC	05/05/2011	06/29/2012	29.00	25.00	4.00
3. WILLIAMS COS INC	05/05/2011	06/29/2012	86.00	75.00	11.00
1. WILLIAMS COS INC	05/05/2011	06/29/2012	29.00	25.00	4.00
1. WILLIAMS COS INC	05/05/2011	06/29/2012	29.00	25.00	4.00
1. WILLIAMS COS INC	05/05/2011	06/29/2012	29.00	25.00	4.00
1. WILLIAMS COS INC	05/05/2011	06/29/2012	29.00	25.00	4.00
100. EMC CORP	VAR	07/06/2012	2,369.00	2,057.00	312.00

**6b Total.** Combine the amounts in column (f). Enter here and on Schedule D, line 6b . . . . .

Name of estate or trust as shown on Form 1041 Do not enter name and employer identification number if shown on the other side

Employer identification number

NELSON B DELAVAN FOUND. PART A R53329000

16-6260274

**Part II Long-Term Capital Gains and Losses - Assets Held More Than One Year**

(a) Description of property (Example 100 sh. 7% preferred of "Z" Co)	(b) Date acquired (mo, day, yr)	(c) Date sold (mo, day, yr)	(d) Sales price	(e) Cost or other basis (see instructions)	(f) Gain or (loss) Subtract (e) from (d)
6a 70. EMC CORP	VAR	07/06/2012	1,658.00	1,433.00	225.00
42. CVS CORP	05/29/2003	07/09/2012	1,981.00	547.00	1,434.00
31. CVS CORP	05/29/2003	07/09/2012	1,462.00	403.00	1,059.00
5. YUM BRANDS INC	03/05/2010	07/11/2012	310.00	174.00	136.00
4. YUM BRANDS INC	03/05/2010	07/11/2012	248.00	139.00	109.00
12. YUM BRANDS INC	03/05/2010	07/12/2012	750.00	418.00	332.00
9. YUM BRANDS INC	03/05/2010	07/12/2012	562.00	313.00	249.00
19. CAMERON INTERNATIONAL	VAR	07/18/2012	855.00	1,000.00	-145.00
1. CAMERON INTERNATIONAL C	03/10/2011	07/18/2012	45.00	58.00	-13.00
12. CAMERON INTERNATIONAL	VAR	07/18/2012	540.00	631.00	-91.00
6. CAMERON INTERNATIONAL C	05/03/2011	07/18/2012	268.00	311.00	-43.00
5. CAMERON INTERNATIONAL C	05/03/2011	07/18/2012	224.00	259.00	-35.00
36. DU PONT E I DE NEMOURS	VAR	07/18/2012	1,750.00	1,433.00	317.00
27. DU PONT E I DE NEMOURS	VAR	07/18/2012	1,312.00	1,075.00	237.00
35000. CS REN SPX 07/25/12	07/08/2011	07/25/2012	36,149.00	34,650.00	1,499.00
27. COLGATE PALMOLIVE CO	VAR	07/27/2012	2,892.00	2,128.00	764.00
20. COLGATE PALMOLIVE CO	VAR	07/27/2012	2,142.00	1,573.00	569.00
5. COGNIZANT TECHNOLOGY SO	03/04/2011	08/03/2012	288.00	385.00	-97.00
4153.204 ARTIO INTERNATION - I	03/06/2009	08/07/2012	42,238.00	31,398.00	10,840.00
50000. U S TREAS NTS 8/15/12	07/15/2005	08/15/2012	50,000.00	51,014.00	-1,014.00
4. EXXON MOBIL CORP	10/18/2010	09/13/2012	365.00	264.00	101.00
3. EXXON MOBIL CORP	10/18/2010	09/13/2012	274.00	198.00	76.00
1. NIKE INC	07/22/2009	09/18/2012	98.00	52.00	46.00
1. NIKE INC	07/22/2009	09/18/2012	97.00	52.00	45.00
5. NIKE INC	07/22/2009	09/18/2012	489.00	259.00	230.00

**6b Total.** Combine the amounts in column (f). Enter here and on Schedule D, line 6b . . . . .

Name of estate or trust as shown on Form 1041 Do not enter name and employer identification number if shown on the other side

Employer identification number

NELSON B DELAVAN FOUND. PART A R53329000

16-6260274

**Part II Long-Term Capital Gains and Losses - Assets Held More Than One Year**

(a) Description of property (Example 100 sh 7% preferred of "Z" Co)	(b) Date acquired (mo, day, yr)	(c) Date sold (mo, day, yr)	(d) Sales price	(e) Cost or other basis (see instructions)	(f) Gain or (loss) Subtract (e) from (d)
6a 7. NIKE INC	07/22/2009	09/18/2012	684.00	362.00	322.00
2. APPLE COMPUTER INC	VAR	09/19/2012	1,403.00	727.00	676.00
3. APPLE COMPUTER INC	VAR	09/19/2012	2,104.00	1,084.00	1,020.00
3. NIKE INC	07/22/2009	09/19/2012	300.00	155.00	145.00
3. NIKE INC	07/22/2009	09/19/2012	300.00	155.00	145.00
2. NIKE INC	07/22/2009	09/19/2012	198.00	103.00	95.00
3. NIKE INC	07/22/2009	09/19/2012	297.00	155.00	142.00
1730.048 JPMORGAN MARKET E INDEX FUND	VAR	09/20/2012	19,255.00	15,598.00	3,657.00
3. NIKE INC	07/22/2009	09/20/2012	292.00	155.00	137.00
3. NIKE INC	07/22/2009	09/20/2012	292.00	155.00	137.00
1. NIKE INC	07/22/2009	09/20/2012	98.00	52.00	46.00
3236.806 JPMORGAN GROWTH A FUND	07/24/2009	09/24/2012	33,436.00	20,392.00	13,044.00
1150.047 JPMORGAN MARKET E INDEX FUND	07/24/2009	09/24/2012	12,754.00	8,568.00	4,186.00
1. NIKE INC	07/22/2009	09/25/2012	96.00	52.00	44.00
1. NIKE INC	07/22/2009	09/25/2012	96.00	52.00	44.00
107. CBS CORP	VAR	09/26/2012	3,814.00	3,029.00	785.00
79. CBS CORP	VAR	09/26/2012	2,816.00	2,232.00	584.00
1. NIKE INC	07/22/2009	09/26/2012	96.00	52.00	44.00
1. NIKE INC	07/22/2009	09/27/2012	96.00	52.00	44.00
2886.779 JPMORGAN GROWTH A FUND	07/24/2009	10/02/2012	29,503.00	18,187.00	11,316.00
65000. GS BREN SPX 10/03/1	09/16/2011	10/03/2012	76,830.00	64,350.00	12,480.00
1. ADT CORPORATION	11/10/2010	10/05/2012	39.00	54.00	-15.00
1. ADT CORPORATION	11/10/2010	10/05/2012	39.00	56.00	-17.00
10.588 ADT CORPORATION	VAR	10/05/2012	400.00	290.00	110.00
7. ADT CORPORATION	VAR	10/05/2012	264.00	196.00	68.00

6b Total. Combine the amounts in column (f). Enter here and on Schedule D, line 6b . . . . .

Name of estate or trust as shown on Form 1041. Do not enter name and employer identification number if shown on the other side

Employer identification number

NELSON B DELAVAN FOUND. PART A R53329000

16-6260274

**Part II Long-Term Capital Gains and Losses - Assets Held More Than One Year**

(a) Description of property (Example 100 sh. 7% preferred of "Z" Co)	(b) Date acquired (mo., day, yr.)	(c) Date sold (mo., day, yr.)	(d) Sales price	(e) Cost or other basis (see instructions)	(f) Gain or (loss) Subtract (e) from (d)
6a 12. ADT CORPORATION	VAR	10/10/2012	450.00	298.00	152.00
10. ADT CORPORATION	VAR	10/10/2012	375.00	245.00	130.00
. ADT CORPORATION		10/11/2012	19.00		19.00
. PENTAIR LTD		10/11/2012	18.00		18.00
. PENTAIR LTD		10/11/2012	39.00		39.00
11. KRAFT FOODS GROUP INC	VAR	10/15/2012	519.00	409.00	110.00
3. KRAFT FOODS GROUP INC	VAR	10/15/2012	141.00	111.00	30.00
8. KRAFT FOODS GROUP INC	VAR	10/15/2012	377.00	299.00	78.00
1. KRAFT FOODS GROUP INC	08/04/2011	10/15/2012	47.00	37.00	10.00
2. KRAFT FOODS GROUP INC	VAR	10/15/2012	94.00	75.00	19.00
1. KRAFT FOODS GROUP INC	08/04/2011	10/15/2012	47.00	37.00	10.00
7. KRAFT FOODS GROUP INC	VAR	10/15/2012	332.00	257.00	75.00
5. KRAFT FOODS GROUP INC	VAR	10/15/2012	237.00	184.00	53.00
19. KRAFT FOODS GROUP INC	VAR	10/16/2012	890.00	701.00	189.00
14. KRAFT FOODS GROUP INC	VAR	10/16/2012	656.00	519.00	137.00
11. DU PONT E I DE NEMOURS	05/12/2010	10/17/2012	547.00	426.00	121.00
8. DU PONT E I DE NEMOURS	05/12/2010	10/17/2012	398.00	310.00	88.00
9. DU PONT E I DE NEMOURS	05/12/2010	10/18/2012	452.00	348.00	104.00
9. DU PONT E I DE NEMOURS	06/24/2010	10/18/2012	449.00	332.00	117.00
6. DU PONT E I DE NEMOURS	05/12/2010	10/18/2012	301.00	232.00	69.00
6. DU PONT E I DE NEMOURS	VAR	10/18/2012	299.00	230.00	69.00
4. CENTERPOINT ENERGY INC	07/15/2011	10/19/2012	86.00	77.00	9.00
18. CENTERPOINT ENERGY INC	07/15/2011	10/19/2012	385.00	348.00	37.00
3. CENTERPOINT ENERGY INC	07/15/2011	10/19/2012	64.00	58.00	6.00
14. CENTERPOINT ENERGY INC	07/15/2011	10/19/2012	299.00	271.00	28.00

6b Total. Combine the amounts in column (f). Enter here and on Schedule D, line 6b . . . . .

Name of estate or trust as shown on Form 1041 Do not enter name and employer identification number if shown on the other side

Employer identification number

NELSON B DELAVAN FOUND. PART A R53329000

16-6260274

**Part II Long-Term Capital Gains and Losses - Assets Held More Than One Year**

(a) Description of property (Example 100 sh 7% preferred of "Z" Co)	(b) Date acquired (mo, day, yr)	(c) Date sold (mo, day, yr)	(d) Sales price	(e) Cost or other basis (see instructions)	(f) Gain or (loss) Subtract (e) from (d)
6a 15. CENTERPOINT ENERGY INC	07/15/2011	10/22/2012	318.00	290.00	28.00
50. CENTERPOINT ENERGY INC	VAR	10/22/2012	1,061.00	861.00	200.00
11. CENTERPOINT ENERGY INC	07/15/2011	10/22/2012	234.00	213.00	21.00
36. CENTERPOINT ENERGY INC	VAR	10/22/2012	764.00	674.00	90.00
1. CENTERPOINT ENERGY INC	03/10/2011	10/22/2012	21.00	16.00	5.00
1. CENTERPOINT ENERGY INC	03/14/2011	10/22/2012	21.00	16.00	5.00
1. CENTERPOINT ENERGY INC	03/10/2011	10/22/2012	21.00	16.00	5.00
1. CENTERPOINT ENERGY INC	03/14/2011	10/22/2012	21.00	16.00	5.00
. KRAFT FOODS GROUP INC		10/22/2012	31.00		31.00
. KRAFT FOODS GROUP INC		10/22/2012	31.00		31.00
11. CAPITAL ONE FINL CORP	VAR	10/23/2012	654.00	488.00	166.00
3. CAPITAL ONE FINL CORP	VAR	10/23/2012	180.00	130.00	50.00
1. CAPITAL ONE FINL CORP	08/10/2011	10/23/2012	60.00	42.00	18.00
9. CAPITAL ONE FINL CORP	VAR	10/23/2012	535.00	399.00	136.00
2. CAPITAL ONE FINL CORP	VAR	10/23/2012	120.00	86.00	34.00
1. CAPITAL ONE FINL CORP	08/10/2011	10/23/2012	60.00	42.00	18.00
1. CAPITAL ONE FINL CORP	08/10/2011	10/23/2012	60.00	42.00	18.00
1. CAPITAL ONE FINL CORP	08/10/2011	10/23/2012	60.00	42.00	18.00
5. CAPITAL ONE FINL CORP	VAR	10/24/2012	301.00	206.00	95.00
3. CAPITAL ONE FINL CORP	VAR	10/24/2012	181.00	123.00	58.00
40. LOWES COS INC	VAR	10/24/2012	1,299.00	983.00	316.00
6. LOWES COS INC	02/19/2010	10/24/2012	194.00	138.00	56.00
30. LOWES COS INC	VAR	10/24/2012	974.00	744.00	230.00
4. LOWES COS INC	02/19/2010	10/24/2012	129.00	92.00	37.00
4. LOWES COS INC	02/19/2010	10/25/2012	127.00	92.00	35.00

6b Total. Combine the amounts in column (f). Enter here and on Schedule D, line 6b . . . . .

Name of estate or trust as shown on Form 1041 Do not enter name and employer identification number if shown on the other side

Employer identification number

NELSON B DELAVAN FOUND. PART A R53329000

16-6260274

**Part II Long-Term Capital Gains and Losses - Assets Held More Than One Year**

(a) Description of property (Example 100 sh 7% preferred of "Z" Co)	(b) Date acquired (mo, day, yr)	(c) Date sold (mo, day, yr)	(d) Sales price	(e) Cost or other basis (see instructions)	(f) Gain or (loss) Subtract (e) from (d)
6a 4. LOWES COS INC	02/19/2010	10/25/2012	129.00	92.00	37.00
3. LOWES COS INC	02/19/2010	10/25/2012	95.00	69.00	26.00
3. LOWES COS INC	02/19/2010	10/25/2012	97.00	69.00	28.00
30000. HSBC MARKET PLUS GO 10/29/12	10/14/2011	10/30/2012	30,872.00	29,700.00	1,172.00
12. AT&T INC	07/12/2011	11/05/2012	415.00	372.00	43.00
16. AT&T INC	07/12/2011	11/05/2012	553.00	496.00	57.00
2891.408 EATON VANCE MUT F	10/07/2010	11/05/2012	26,312.00	25,473.00	839.00
3641.446 HIGHBRIDGE DYNAMI COMMODITIES	VAR	11/05/2012	54,221.00	64,500.00	-10,279.00
3633.287 JPMORGAN US REAL	07/24/2009	11/05/2012	65,109.00	32,368.00	32,741.00
24. LAUDER ESTEE COS INC C	VAR	11/05/2012	1,426.00	1,216.00	210.00
32. LAUDER ESTEE COS INC C	VAR	11/05/2012	1,901.00	1,621.00	280.00
1. COVIDIEN PLC NEW	02/14/2011	11/05/2012	56.00	51.00	5.00
1. COVIDIEN PLC NEW	02/14/2011	11/06/2012	56.00	51.00	5.00
5. CENTERPOINT ENERGY INC	03/14/2011	11/07/2012	104.00	79.00	25.00
10. CENTERPOINT ENERGY INC	03/14/2011	11/07/2012	209.00	159.00	50.00
6. CENTERPOINT ENERGY INC	03/10/2011	11/07/2012	125.00	96.00	29.00
13. CENTERPOINT ENERGY INC	03/10/2011	11/07/2012	272.00	209.00	63.00
20000. GS BREN EEM 11/05/1	10/19/2011	11/07/2012	23,047.00	19,800.00	3,247.00
30000. GS BREN EEM 11/05/1	10/19/2011	11/07/2012	34,570.00	29,700.00	4,870.00
1. CENTERPOINT ENERGY INC	03/14/2011	11/08/2012	21.00	16.00	5.00
37. CENTERPOINT ENERGY INC	03/14/2011	11/08/2012	766.00	587.00	179.00
7. CENTERPOINT ENERGY INC	03/14/2011	11/08/2012	143.00	111.00	32.00
11. CENTERPOINT ENERGY INC	03/14/2011	11/08/2012	228.00	175.00	53.00
2. CENTERPOINT ENERGY INC	03/10/2011	11/08/2012	41.00	32.00	9.00
52. CENTERPOINT ENERGY INC	VAR	11/08/2012	1,077.00	836.00	241.00

**6b Total.** Combine the amounts in column (f). Enter here and on Schedule D, line 6b . . . . .

Name of estate or trust as shown on Form 1041 Do not enter name and employer identification number if shown on the other side

Employer identification number

NELSON B DELAVAN FOUND. PART A R53329000

16-6260274

**Part II Long-Term Capital Gains and Losses - Assets Held More Than One Year**

(a) Description of property (Example. 100 sh 7% preferred of "Z" Co)	(b) Date acquired (mo, day, yr)	(c) Date sold (mo, day, yr)	(d) Sales price	(e) Cost or other basis (see instructions)	(f) Gain or (loss) Subtract (e) from (d)
6a 9. CENTERPOINT ENERGY INC	03/14/2011	11/08/2012	184.00	143.00	41.00
15. CENTERPOINT ENERGY INC	03/14/2011	11/08/2012	312.00	238.00	74.00
1. GOLDMAN SACHS GROUP INC	01/25/2011	11/08/2012	116.00	163.00	-47.00
1. GOLDMAN SACHS GROUP INC	07/22/2009	11/08/2012	116.00	159.00	-43.00
1. GOLDMAN SACHS GROUP INC	07/22/2009	11/08/2012	116.00	159.00	-43.00
1. GOLDMAN SACHS GROUP INC	01/25/2011	11/08/2012	116.00	163.00	-47.00
1. GOLDMAN SACHS GROUP INC	07/22/2009	11/08/2012	116.00	159.00	-43.00
1. GOLDMAN SACHS GROUP INC	01/25/2011	11/08/2012	116.00	163.00	-47.00
1. GOLDMAN SACHS GROUP INC	07/22/2009	11/09/2012	115.00	159.00	-44.00
2. GOLDMAN SACHS GROUP INC	07/22/2009	11/09/2012	232.00	317.00	-85.00
4. JOHNSON CTLS INC	03/04/2011	11/15/2012	100.00	162.00	-62.00
10. JOHNSON CTLS INC	VAR	11/15/2012	251.00	341.00	-90.00
4. JOHNSON CTLS INC	10/28/2011	11/15/2012	100.00	134.00	-34.00
5. JOHNSON CTLS INC	10/28/2011	11/15/2012	125.00	167.00	-42.00
13. JOHNSON CTLS INC	VAR	11/15/2012	326.00	424.00	-98.00
5. JOHNSON CTLS INC	08/09/2010	11/15/2012	126.00	151.00	-25.00
3. LAM RESEARCH CORPORATIO	10/28/2011	11/15/2012	104.00	132.00	-28.00
5. LAM RESEARCH CORPORATIO	10/28/2011	11/15/2012	174.00	219.00	-45.00
19. JOHNSON CTLS INC	VAR	11/16/2012	476.00	597.00	-121.00
25. JOHNSON CTLS INC	VAR	11/16/2012	626.00	746.00	-120.00
7. LAM RESEARCH CORPORATIO	10/28/2011	11/16/2012	241.00	307.00	-66.00
4. LAM RESEARCH CORPORATIO	10/28/2011	11/16/2012	137.00	175.00	-38.00
9. LAM RESEARCH CORPORATIO	10/28/2011	11/16/2012	310.00	395.00	-85.00
5. LAM RESEARCH CORPORATIO	10/28/2011	11/16/2012	171.00	219.00	-48.00
1701.237 EATON VANCE MUT F	10/07/2010	11/23/2012	15,464.00	14,988.00	476.00

6b Total. Combine the amounts in column (f). Enter here and on Schedule D, line 6b . . . . .

Name of estate or trust as shown on Form 1041 Do not enter name and employer identification number if shown on the other side

Employer identification number

NELSON B DELAVAN FOUND. PART A R53329000

16-6260274

**Part II Long-Term Capital Gains and Losses - Assets Held More Than One Year**

(a) Description of property (Example 100 sh 7% preferred of "Z" Co)	(b) Date acquired (mo, day, yr)	(c) Date sold (mo, day, yr)	(d) Sales price	(e) Cost or other basis (see instructions)	(f) Gain or (loss) Subtract (e) from (d)
6a 2428.518 HIGHBRIDGE DYNAMI COMMODITIES	VAR	11/23/2012	37,205.00	43,000.00	-5,795.00
2269.202 JPMORGAN US REAL	07/24/2009	11/23/2012	40,119.00	20,216.00	19,903.00
2733.705 DELAWARE EMERGING FUND	07/28/2011	11/28/2012	37,069.00	42,947.00	-5,878.00
20000. GS BREN EAFE 11/28	11/11/2011	11/28/2012	20,630.00	19,800.00	830.00
12. DU PONT E I DE NEMOURS	VAR	12/03/2012	514.00	441.00	73.00
16. DU PONT E I DE NEMOURS	06/24/2010	12/03/2012	685.00	590.00	95.00
10. DU PONT E I DE NEMOURS	VAR	12/03/2012	427.00	360.00	67.00
14. DU PONT E I DE NEMOURS	05/24/2010	12/03/2012	598.00	502.00	96.00
17. DU PONT E I DE NEMOURS	VAR	12/03/2012	723.00	607.00	116.00
22. DU PONT E I DE NEMOURS	VAR	12/03/2012	936.00	786.00	150.00
1. DU PONT E I DE NEMOURS	06/02/2010	12/04/2012	42.00	36.00	6.00
1. DU PONT E I DE NEMOURS	06/02/2010	12/04/2012	42.00	36.00	6.00
9. DU PONT E I DE NEMOURS	06/02/2010	12/04/2012	383.00	320.00	63.00
13. DU PONT E I DE NEMOURS	06/02/2010	12/04/2012	553.00	462.00	91.00
. BANK OF AMERICA CORPORAT		12/05/2012	15.00		15.00
. BANK OF AMERICA CORPORAT		12/05/2012	13.00		13.00
12. FREEPORT-MCMORAN COPPE B	11/08/2011	12/05/2012	394.00	500.00	-106.00
15. FREEPORT-MCMORAN COPPE B	11/08/2011	12/05/2012	492.00	625.00	-133.00
2. FREEPORT-MCMORAN COPPER	11/08/2011	12/05/2012	66.00	83.00	-17.00
. ASML HOLDING N.V.		12/10/2012	6.00		6.00
. ASML HOLDING N.V.		12/10/2012	35.00		35.00
10. AT&T INC	VAR	12/14/2012	341.00	309.00	32.00
28. AT&T INC	VAR	12/14/2012	955.00	826.00	129.00
7. AT&T INC	VAR	12/14/2012	238.00	217.00	21.00
22. AT&T INC	VAR	12/14/2012	750.00	647.00	103.00

**6b Total.** Combine the amounts in column (f). Enter here and on Schedule D, line 6b . . . . .



FORM 990PF, PART I - OTHER INCOME  
=====

DESCRIPTION -----	REVENUE AND EXPENSES PER BOOKS -----	NET INVESTMENT INCOME -----
POWERSHARES COMMODITY INDEX TRKG FD		-2,949.
TOTALS		-2,949.

FORM 990PF, PART I - LEGAL FEES  
=====

DESCRIPTION	REVENUE AND EXPENSES PER BOOKS	NET INVESTMENT INCOME	ADJUSTED NET INCOME	CHARITABLE PURPOSES
FEES RE: FOUNDATION ACTIVITIES	388.			388.
TOTALS	388.	NONE	NONE	388.

FORM 990PF, PART I - TAXES

=====

DESCRIPTION	REVENUE AND EXPENSES PER BOOKS	NET INVESTMENT INCOME
-----	-----	-----
FOREIGN TAXES	11.	11.
FEDERAL TAX PAYMENT - PRIOR YE	1,526.	
FEDERAL ESTIMATES - INCOME	5,320.	
FOREIGN TAXES ON QUALIFIED FOR	1,316.	1,316.
FOREIGN TAXES ON NONQUALIFIED	110.	110.
	-----	-----
TOTALS	8,283.	1,437.
	=====	=====

FORM 990PF, PART I - OTHER EXPENSES  
=====

DESCRIPTION	REVENUE AND EXPENSES PER BOOKS	NET INVESTMENT INCOME	CHARITABLE PURPOSES
NY STATE AG FILING FEE	250.		250.
ADR EXPENSES	1.	1.	
TOTALS	251.	1.	250.

FORM 990PF, PART III - OTHER DECREASES IN NET WORTH OR FUND BALANCES

DESCRIPTION  
-----

AMOUNT  
-----

MUTUAL FUND TIMING DIFFERENCE  
ROUNDING

4,104.  
4.

TOTAL

-----  
4,108.  
=====

=====

RECIPIENT NAME:

JPMORGAN CHASE BANK, NA

ADDRESS:

ONE CHASE SQUARE

ROCHESTER, NY 14643

RECIPIENT'S PHONE NUMBER: 585-797-1925

FORM, INFORMATION AND MATERIALS:

SEE ATTACHED

SUBMISSION DEADLINES:

GRANTS MADE THROUGHOUT THE YEAR. MOST ARE

REVIEWED FEB. 1 - MARCH 15 AND SEP. 15 - OCT 15.

RESTRICTIONS OR LIMITATIONS ON AWARDS:

SEE ATTACHED

RECIPIENT NAME:

Its a Wonderful Life  
Seneca Falls

ADDRESS:

55 CAYUGA ST  
Seneca Falls, NY 13148

RELATIONSHIP:

NONE

PURPOSE OF GRANT:

PROGRAM SUPPORT

FOUNDATION STATUS OF RECIPIENT:

PUBLIC

AMOUNT OF GRANT PAID ..... 2,000.

RECIPIENT NAME:

Romulus Historical Society

ADDRESS:

1435 PROSPECT ST, P.O. BOX 177  
Willard, NY 14541

RELATIONSHIP:

NONE

PURPOSE OF GRANT:

PROGRAM SUPPORT

FOUNDATION STATUS OF RECIPIENT:

PUBLIC

AMOUNT OF GRANT PAID ..... 600.

RECIPIENT NAME:

Smith Center for the Arts

ADDRESS:

Geneva, NY 14456

RELATIONSHIP:

NONE

PURPOSE OF GRANT:

PROGRAM SUPPORT

FOUNDATION STATUS OF RECIPIENT:

PUBLIC

AMOUNT OF GRANT PAID ..... 8,000.

=====

RECIPIENT NAME:

Trumansburg Conservatory of Fine Arts

ADDRESS:

Trumansburg, NY 14886

RELATIONSHIP:

NONE

PURPOSE OF GRANT:

PROGRAM SUPPORT

FOUNDATION STATUS OF RECIPIENT:

PUBLIC

AMOUNT OF GRANT PAID ..... 2,500.

RECIPIENT NAME:

Geneva Public Library

ADDRESS:

Geneva, NY 14456

RELATIONSHIP:

NONE

PURPOSE OF GRANT:

PROGRAM SUPPORT

FOUNDATION STATUS OF RECIPIENT:

PUBLIC

AMOUNT OF GRANT PAID ..... 4,000.

RECIPIENT NAME:

Literacy Volunteers of Seneca County

ADDRESS:

Waterloo, NY 13165

RELATIONSHIP:

NONE

PURPOSE OF GRANT:

PROGRAM SUPPORT

FOUNDATION STATUS OF RECIPIENT:

PUBLIC

AMOUNT OF GRANT PAID ..... 2,000.

RECIPIENT NAME:  
Nazareth College of Rochester  
ADDRESS:

Rochester, NY 14618  
RELATIONSHIP:  
NONE  
PURPOSE OF GRANT:  
PROGRAM SUPPORT  
FOUNDATION STATUS OF RECIPIENT:  
PUBLIC  
AMOUNT OF GRANT PAID ..... 2,000.

RECIPIENT NAME:  
South Seneca High School  
ADDRESS:

Ovid, NY 14521  
RELATIONSHIP:  
NONE  
PURPOSE OF GRANT:  
PROGRAM SUPPORT  
FOUNDATION STATUS OF RECIPIENT:  
PUBLIC  
AMOUNT OF GRANT PAID ..... 2,000.

RECIPIENT NAME:  
Seneca Falls Library  
ADDRESS:

Seneca Falls, NY 14148  
RELATIONSHIP:  
NONE  
PURPOSE OF GRANT:  
PROGRAM SUPPORT  
FOUNDATION STATUS OF RECIPIENT:  
PUBLIC  
AMOUNT OF GRANT PAID ..... 2,270.

RECIPIENT NAME:  
American Red Cross in the  
Finger Lakes  
ADDRESS:  
Seneca Falls, NY 13148  
RELATIONSHIP:  
NONE  
PURPOSE OF GRANT:  
PROGRAM SUPPORT  
FOUNDATION STATUS OF RECIPIENT:  
PUBLIC  
AMOUNT OF GRANT PAID ..... 3,000.

RECIPIENT NAME:  
Seneca Community Players, Inc.  
ADDRESS:  
Seneca Falls, NY 13148  
RELATIONSHIP:  
NONE  
PURPOSE OF GRANT:  
PROGRAM SUPPORT  
FOUNDATION STATUS OF RECIPIENT:  
PUBLIC  
AMOUNT OF GRANT PAID ..... 4,000.

RECIPIENT NAME:  
Boys & Girls Club Geneva  
ADDRESS:  
Geneva, NY 14456  
RELATIONSHIP:  
NONE  
PURPOSE OF GRANT:  
PROGRAM SUPPORT  
FOUNDATION STATUS OF RECIPIENT:  
PUBLIC  
AMOUNT OF GRANT PAID ..... 5,000.

RECIPIENT NAME:  
Arts & Cultural Council for  
Greater Rochester  
ADDRESS:  
Rochester, NY 14607  
RELATIONSHIP:  
NONE  
PURPOSE OF GRANT:  
PROGRAM SUPPORT  
FOUNDATION STATUS OF RECIPIENT:  
PUBLIC  
AMOUNT OF GRANT PAID ..... 4,000.

RECIPIENT NAME:  
NYSARC, INC  
ADDRESS:  
Canandaigua, NY 14424  
RELATIONSHIP:  
NONE  
PURPOSE OF GRANT:  
PROGRAM SUPPORT  
FOUNDATION STATUS OF RECIPIENT:  
PUBLIC  
AMOUNT OF GRANT PAID ..... 4,000.

RECIPIENT NAME:  
Friends of Robert Treman  
State Park  
ADDRESS:  
Ithaca, NY 14850  
RELATIONSHIP:  
NONE  
PURPOSE OF GRANT:  
PROGRAM SUPPORT  
FOUNDATION STATUS OF RECIPIENT:  
PUBLIC  
AMOUNT OF GRANT PAID ..... 3,000.

RECIPIENT NAME:  
Ulysses Historical Society  
ADDRESS:  
Trumansburg, NY 14886  
RELATIONSHIP:  
NONE  
PURPOSE OF GRANT:  
PROGRAM SUPPORT  
FOUNDATION STATUS OF RECIPIENT:  
PUBLIC  
AMOUNT OF GRANT PAID ..... 1,500.

RECIPIENT NAME:  
Waterloo Library & Historical  
Society  
ADDRESS:  
Waterloo, NY 13165  
RELATIONSHIP:  
NONE  
PURPOSE OF GRANT:  
PROGRAM SUPPORT  
FOUNDATION STATUS OF RECIPIENT:  
PUBLIC  
AMOUNT OF GRANT PAID ..... 800.

RECIPIENT NAME:  
Pittsford Sutherland High School  
ADDRESS:  
Pittsford, NY 14534  
RELATIONSHIP:  
NONE  
PURPOSE OF GRANT:  
PROGRAM SUPPORT  
FOUNDATION STATUS OF RECIPIENT:  
PUBLIC  
AMOUNT OF GRANT PAID ..... 500.

RECIPIENT NAME:  
MPT Foundation  
ADDRESS:

Owings Mills, MD 21117  
RELATIONSHIP:  
NONE  
PURPOSE OF GRANT:  
PROGRAM SUPPORT  
FOUNDATION STATUS OF RECIPIENT:  
PUBLIC  
AMOUNT OF GRANT PAID ..... 1,000.

RECIPIENT NAME:  
Henry L Stimson Center  
ADDRESS:

Washington, DC 20036  
RELATIONSHIP:  
NONE  
PURPOSE OF GRANT:  
PROGRAM SUPPORT  
FOUNDATION STATUS OF RECIPIENT:  
PUBLIC  
AMOUNT OF GRANT PAID ..... 7,500.

RECIPIENT NAME:  
Maret School  
ADDRESS:

Washington, DC 20008  
RELATIONSHIP:  
NONE  
PURPOSE OF GRANT:  
PROGRAM SUPPORT  
FOUNDATION STATUS OF RECIPIENT:  
PUBLIC  
AMOUNT OF GRANT PAID ..... 25,000.

RECIPIENT NAME:  
Washington Humane Society  
ADDRESS:  
Washington, DC 20012  
RELATIONSHIP:  
NONE  
PURPOSE OF GRANT:  
PROGRAM SUPPORT  
FOUNDATION STATUS OF RECIPIENT:  
PUBLIC  
AMOUNT OF GRANT PAID ..... 20,000.

RECIPIENT NAME:  
American Diplomacy Publishers  
ADDRESS:  
Pitttsboro, NC 27312  
RELATIONSHIP:  
NONE  
PURPOSE OF GRANT:  
PROGRAM SUPPORT  
FOUNDATION STATUS OF RECIPIENT:  
PUBLIC  
AMOUNT OF GRANT PAID ..... 6,375.

RECIPIENT NAME:  
Nooristan Foundation  
ADDRESS:  
Great Falls, VA 22066  
RELATIONSHIP:  
NONE  
PURPOSE OF GRANT:  
PROGRAM SUPPORT  
FOUNDATION STATUS OF RECIPIENT:  
PUBLIC  
AMOUNT OF GRANT PAID ..... 300.

=====

RECIPIENT NAME:

American Academy of Diplomacy

ADDRESS:

Washington, DC 20036

RELATIONSHIP:

NONE

PURPOSE OF GRANT:

PROGRAM SUPPORT

FOUNDATION STATUS OF RECIPIENT:

PUBLIC

AMOUNT OF GRANT PAID ..... 22,000.

RECIPIENT NAME:

AFSA Fund for American Diplomacy

ADDRESS:

Washington, DC 20037

RELATIONSHIP:

NONE

PURPOSE OF GRANT:

PROGRAM SUPPORT

FOUNDATION STATUS OF RECIPIENT:

PUBLIC

AMOUNT OF GRANT PAID ..... 30,000.

RECIPIENT NAME:

Senior Living Foundation

ADDRESS:

Washington, DC 20036

RELATIONSHIP:

NONE

PURPOSE OF GRANT:

PROGRAM SUPPORT

FOUNDATION STATUS OF RECIPIENT:

PUBLIC

AMOUNT OF GRANT PAID ..... 200.

RECIPIENT NAME:  
City Wildlife Inc.  
ADDRESS:

Washington, DC 20016  
RELATIONSHIP:  
NONE  
PURPOSE OF GRANT:  
PROGRAM SUPPORT  
FOUNDATION STATUS OF RECIPIENT:  
PUBLIC  
AMOUNT OF GRANT PAID ..... 500.

RECIPIENT NAME:  
Churches for Middle East Peace  
ADDRESS:

Washington, DC 20002  
RELATIONSHIP:  
NONE  
PURPOSE OF GRANT:  
PROGRAM SUPPORT  
FOUNDATION STATUS OF RECIPIENT:  
PUBLIC  
AMOUNT OF GRANT PAID ..... 1,000.

RECIPIENT NAME:  
Population Services International  
ADDRESS:

Washington, DC 20036  
RELATIONSHIP:  
NONE  
PURPOSE OF GRANT:  
PROGRAM SUPPORT  
FOUNDATION STATUS OF RECIPIENT:  
PUBLIC  
AMOUNT OF GRANT PAID ..... 10,000.

RECIPIENT NAME:  
Association for Diplomatic Studies  
ADDRESS:

Arlington, VA 22213  
RELATIONSHIP:  
NONE  
PURPOSE OF GRANT:  
PROGRAM SUPPORT  
FOUNDATION STATUS OF RECIPIENT:  
PUBLIC  
AMOUNT OF GRANT PAID ..... 10,000.

RECIPIENT NAME:  
College Tracks  
ADDRESS:

Bethesda, MD 20814  
RELATIONSHIP:  
NONE  
PURPOSE OF GRANT:  
PROGRAM SUPPORT  
FOUNDATION STATUS OF RECIPIENT:  
PUBLIC  
AMOUNT OF GRANT PAID ..... 3,000.

RECIPIENT NAME:  
Foundation for Middle East Peace  
ADDRESS:

Washington, DC 20016  
RELATIONSHIP:  
NONE  
PURPOSE OF GRANT:  
PROGRAM SUPPORT  
FOUNDATION STATUS OF RECIPIENT:  
PUBLIC  
AMOUNT OF GRANT PAID ..... 3,000.

RECIPIENT NAME:  
WETA Public Radio  
ADDRESS:  
Arlington, VA 22206  
RELATIONSHIP:  
NONE  
PURPOSE OF GRANT:  
PROGRAM SUPPORT  
FOUNDATION STATUS OF RECIPIENT:  
PUBLIC  
AMOUNT OF GRANT PAID ..... 1,000.

RECIPIENT NAME:  
Bethesda - Chevy Chase Rescue  
Squad  
ADDRESS:  
Bethesda, MD 20814  
RELATIONSHIP:  
NONE  
PURPOSE OF GRANT:  
PROGRAM SUPPORT  
AMOUNT OF GRANT PAID ..... 200.

RECIPIENT NAME:  
South Seneca Middle Scho  
ADDRESS:  
Ovid, NY 14521  
RELATIONSHIP:  
NONE  
PURPOSE OF GRANT:  
PROGRAM SUPPORT  
FOUNDATION STATUS OF RECIPIENT:  
PUBLIC  
AMOUNT OF GRANT PAID ..... 7,000.

RECIPIENT NAME:  
Edith B Ford Mem Library of Ovid NY  
ADDRESS:  
P.O. BOX 410  
Ovid, NY 14521  
RELATIONSHIP:  
NONE  
PURPOSE OF GRANT:  
PROGRAM SUPPORT  
FOUNDATION STATUS OF RECIPIENT:  
PUBLIC  
AMOUNT OF GRANT PAID ..... 5,000.

RECIPIENT NAME:  
Lodi Whittier Free Library Assoc  
ADDRESS:  
E SENECA ST  
Lodi, NY 14860  
RELATIONSHIP:  
NONE  
PURPOSE OF GRANT:  
PROGRAM SUPPORT  
FOUNDATION STATUS OF RECIPIENT:  
PUBLIC  
AMOUNT OF GRANT PAID ..... 4,000.

RECIPIENT NAME:  
Seneca Falls Historical Society  
ADDRESS:  
55 CAYUGA ST  
Seneca Falls, NY 13148  
RELATIONSHIP:  
NONE  
PURPOSE OF GRANT:  
PROGRAM SUPPORT  
FOUNDATION STATUS OF RECIPIENT:  
PUBLIC  
AMOUNT OF GRANT PAID ..... 1,500.

RECIPIENT NAME:  
Interlaken Public Library  
ADDRESS:  
P.O. BOX 105  
Interlaken, NY 14847  
RELATIONSHIP:  
NONE  
PURPOSE OF GRANT:  
PROGRAM SUPPORT  
FOUNDATION STATUS OF RECIPIENT:  
PUBLIC  
AMOUNT OF GRANT PAID ..... 4,000.

RECIPIENT NAME:  
Interlaken Historical Society  
ADDRESS:  
MAIN ST  
Interlaken, NY 14847  
RELATIONSHIP:  
NONE  
PURPOSE OF GRANT:  
PROGRAM SUPPORT  
FOUNDATION STATUS OF RECIPIENT:  
PUBLIC  
AMOUNT OF GRANT PAID ..... 4,700.

RECIPIENT NAME:  
Schweinfurth Memorial Arts Center  
ADDRESS:  
205 GENESEE ST  
Auburn, NY 13021  
RELATIONSHIP:  
NONE  
PURPOSE OF GRANT:  
PROGRAM SUPPORT  
FOUNDATION STATUS OF RECIPIENT:  
PUBLIC  
AMOUNT OF GRANT PAID ..... 4,500.

RECIPIENT NAME:

Wayne County Council For  
the Arts

ADDRESS:

108 W MILLER ST  
Newark, NY 14513

RELATIONSHIP:

NONE

PURPOSE OF GRANT:

PROGRAM SUPPORT

FOUNDATION STATUS OF RECIPIENT:

PUBLIC

AMOUNT OF GRANT PAID ..... 2,700.

RECIPIENT NAME:

Lodi Historical Society

ADDRESS:

P.O. BOX 279  
Lodi, NY 14860

RELATIONSHIP:

NONE

PURPOSE OF GRANT:

PROGRAM SUPPORT

FOUNDATION STATUS OF RECIPIENT:

PUBLIC

AMOUNT OF GRANT PAID ..... 4,800.

RECIPIENT NAME:

Seneca Falls Rotary Service Foundat

ADDRESS:

121 CAYUGA ST  
Seneca Falls, NY 13148

RELATIONSHIP:

NONE

PURPOSE OF GRANT:

PROGRAM SUPPORT

FOUNDATION STATUS OF RECIPIENT:

PUBLIC

AMOUNT OF GRANT PAID ..... 3,000.

RECIPIENT NAME:  
Trumansburg After School Program In  
ADDRESS:  
P.O. BOX 662  
Trumansburg, NY 14886  
RELATIONSHIP:  
NONE  
PURPOSE OF GRANT:  
PROGRAM SUPPORT  
FOUNDATION STATUS OF RECIPIENT:  
PUBLIC  
AMOUNT OF GRANT PAID ..... 2,250.

RECIPIENT NAME:  
Waterloo Middle School  
ADDRESS:  
Waterloo, NY 13810  
RELATIONSHIP:  
NONE  
PURPOSE OF GRANT:  
PROGRAM SUPPORT  
FOUNDATION STATUS OF RECIPIENT:  
PUBLIC  
AMOUNT OF GRANT PAID ..... 1,000.

RECIPIENT NAME:  
Phelps Arts Center  
ADDRESS:  
15 CHURCH ST  
PHELPS, NY 14532  
RELATIONSHIP:  
NONE  
PURPOSE OF GRANT:  
PROGRAM SUPPORT  
FOUNDATION STATUS OF RECIPIENT:  
PUBLIC  
AMOUNT OF GRANT PAID ..... 4,000.

RECIPIENT NAME:  
Ulysses Philomathic Library  
ADDRESS:  
74 E MAIN ST  
Trumansburg, NY 14886  
RELATIONSHIP:  
NONE  
PURPOSE OF GRANT:  
PROGRAM SUPPORT  
FOUNDATION STATUS OF RECIPIENT:  
PUBLIC  
AMOUNT OF GRANT PAID ..... 2,200.

RECIPIENT NAME:  
Romulus Education Foundation  
ADDRESS:  
5705 ROUTE 96  
Romulus, NY 14541  
RELATIONSHIP:  
NONE  
PURPOSE OF GRANT:  
PROGRAM SUPPORT  
FOUNDATION STATUS OF RECIPIENT:  
PUBLIC  
AMOUNT OF GRANT PAID ..... 9,450.

RECIPIENT NAME:  
St Peters Arts Center  
ADDRESS:  
P.O. BOX 266  
Geneva, NY 14456  
RELATIONSHIP:  
NONE  
PURPOSE OF GRANT:  
PROGRAM SUPPORT  
FOUNDATION STATUS OF RECIPIENT:  
PUBLIC  
AMOUNT OF GRANT PAID ..... 4,000.

RECIPIENT NAME:  
Between the Lakes Community Service  
Players  
ADDRESS:  
P.O. BOX 582  
Ovid, NY 14521  
RELATIONSHIP:  
NONE  
PURPOSE OF GRANT:  
PROGRAM SUPPORT  
FOUNDATION STATUS OF RECIPIENT:  
PUBLIC  
AMOUNT OF GRANT PAID ..... 4,000.  
  
TOTAL GRANTS PAID: ..... 260,345.  
=====

FEDERAL FOOTNOTES

=====

PART XV, LINE 2B: A WRITTEN APPLICATION FOR FUNDS AND COPY OF IRS TAX EXEMPT DETERMINATION LETTER. INFORMATION SHOULD INCLUDE A BUDGET, EXPECTED SOURCES OF FUNDS, DESCRIPTION OF THE PROGRAM FUNDED BY THE REQUEST, INFORMATION ABOUT WHO WILL RECEIVE THE EXPECTED BENEFIT FROM THE PROGRAM, GOALS OF THE PROJECT AND THE EXPECTED IMPACT OF THE GRANT.

FEDERAL FOOTNOTES

=====

PART XV, LINE 2D: CHARITABLE ORGANIZATIONS RELATING TO FOREIGN SERVICE OF THE UNITED STATES AND CULTURAL ORGANIZATIONS IN WASHINGTON DC. IRC SECTION 501(C)(3) ORGANIZATIONS SUPPORTING THE EDUCATION AND CULTURAL LIFE IN SENECA COUNTY, NY AND FINE ARTS ORGAIZATIONS IN THE FINGER LAKES AREA.



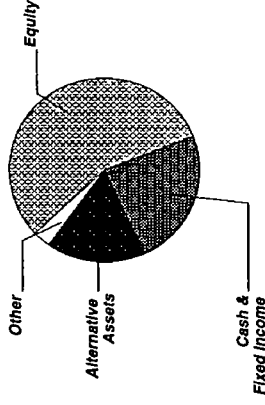
NELSON B DELAVAN FOUND. PART A ACCT R53329000  
For the Period 12/1/12 to 12/31/12

## Account Summary

### PRINCIPAL

Asset Allocation	Beginning Market Value	Ending Market Value	Change In Value	Estimated Annual Income	Current Allocation
Equity	2,001,078.69	2,015,809.59	14,730.90	22,090.06	58%
Alternative Assets	594,752.45	588,603.60	(6,148.85)	10,151.38	17%
Cash & Fixed Income	805,614.08	821,864.16	16,250.08	20,827.70	24%
Other	3.00	3.00	0.00	\$53,069.14	1%
<b>Market Value</b>	<b>\$3,401,448.22</b>	<b>\$3,426,280.35</b>	<b>\$24,832.13</b>		<b>100%</b>

### Asset Allocation



### INCOME

Cash Position	Beginning Market Value	Ending Market Value	Change In Value
Cash Balance	1,165.36	22,876.22	21,710.86
Accruals	2,806.54	2,437.01	(369.53)
<b>Market Value</b>	<b>\$3,971.90</b>	<b>\$25,313.23</b>	<b>\$21,341.33</b>



NELSON B DELAVAN FOUN.D. PART A ACCT R53329000  
For the Period 12/1/12 to 12/31/12

**Account Summary** CONTINUED

	PRINCIPAL		INCOME	
	Current Period Value	Year-to-Date Value	Current Period Value	Year-to-Date Value
<b>Portfolio Activity</b>				
Beginning Market Value	3,401,448.22	3,173,588.18	1,165.36	46,135.50
Additions				61,101.87
Withdrawals & Fees	(0.32)	(61,102.19)	(1,333.76)	(148,662.67)
Securities Transferred In		1,936.26	--	--
Securities Transferred Out		(2,429.25)	--	--
Net Additions/Withdrawals	(\$0.32)	(\$61,595.18)	(\$1,333.76)	(\$87,560.80)
Income	554.60	1,269.40	23,044.62	64,301.52
Change In Investment Value	24,277.85	313,017.95		
Ending Market Value	\$3,426,280.35	\$3,426,280.35	\$22,876.22	\$22,876.22
Accruals	--	--	2,437.01	2,437.01
Market Value with Accruals	--	--	\$25,313.23	\$25,313.23



NELSON B DELAVAN FOUND. PART A ACCT. RS3329000  
 For the Period 12/1/12 to 12/31/12

**Account Summary** CONTINUED

Tax Summary	Current Period Value	Year-to-Date Value
Domestic Dividends/Distributions	22,898.93	61,464.61
Foreign Dividends	627.45	1,075.60
Interest Income	4.90	2,247.97
Original Issue Discount	67.94	782.74
<b>Taxable Income</b>	<b>\$23,599.22</b>	<b>\$65,570.92</b>

	Current Period Value	Year-to-Date Value
LT Capital Gain Distributions	15,283.54	15,414.72
ST Realized Gain/Loss	(680.85)	(10,201.97)
LT Realized Gain/Loss	1,259.75	122,483.17
<b>Realized Gain/Loss</b>	<b>\$15,862.44</b>	<b>\$127,695.92</b>

**Unrealized Gain/Loss** To-Date Value  
**\$267,750.29**

Cost Summary	Cost
Equity	1,770,662.55
Cash & Fixed Income	796,888.18
<b>Total</b>	<b>\$2,567,550.73</b>

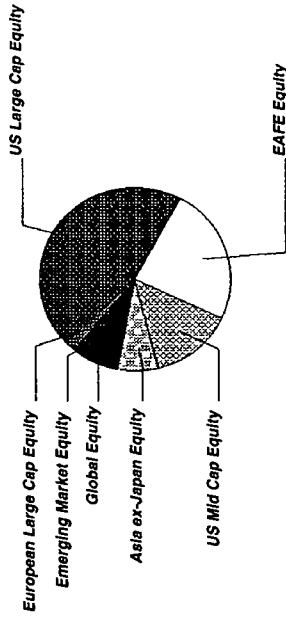


NELSON B DELAVAN FOUND. PART A ACCT. R53329000  
For the Period 12/1/12 to 12/31/12

## Equity Summary

Asset Categories	Beginning Market Value	Ending Market Value	Change In Value	Current Allocation
US Large Cap Equity	918,855.96	915,444.51	(3,411.45)	26%
US Mid Cap Equity	271,459.92	267,591.70	(3,868.22)	8%
EAFE Equity	455,812.11	468,571.20	12,759.09	14%
European Large Cap Equity	34,888.35	35,609.35	721.00	1%
Asia ex-Japan Equity	144,273.45	146,307.18	2,033.73	4%
Emerging Market Equity	68,360.26	72,556.60	4,196.34	2%
Global Equity	107,428.64	109,729.05	2,300.41	3%
Concentrated & Other Equity	0.00	0.00	0.00	
<b>Total Value</b>	<b>\$2,001,078.69</b>	<b>\$2,015,809.59</b>	<b>\$14,730.90</b>	<b>58%</b>

### Asset Categories



Equity as a percentage of your portfolio - 58 %

Market Value/Cost	Current Period Value
Market Value	2,015,809.59
Tax Cost	1,770,662.55
Unrealized Gain/Loss	245,147.04
Estimated Annual Income	22,090.06
Accrued Dividends	290.20
Yield	1.09%



NELSON B DELAVAN FOUND. PART A ACCT. R53329000  
For the Period 12/1/12 to 12/31/12

## Equity Detail

	Price	Quantity	Value	Adjusted Tax Cost Original Cost	Unrealized Gain/Loss	Est. Annual Inc. Accrued Div	Yield
<b>US Large Cap Equity</b>							
ACE LTD NEW H0023R-10-5 ACE	79.80	69,000	5,506.20	4,048.41	1,457.79	135.24	2.46%
ADOBE SYSTEMS INC 00724F-10-1 ADBE	37.68	46,000	1,733.28	1,506.85	226.43		
ALLERGAN INC 018490-10-2 AGN	91.73	32,000	2,935.36	2,767.27	168.09	6.40	0.22%
AMAZON COM INC 023135-10-6 AMZN	250.87	26,000	6,522.62	3,053.22	3,469.40		
AMERICAN EXPRESS CO 025816-10-9 AXP	57.48	30,000	1,724.40	1,679.25	45.15	24.00	1.39%
ANADARKO PETROLEUM CORP 032511-10-7 APC	74.31	49,000	3,641.19	3,611.11	30.08	17.64	0.48%
APPLE INC. 037833-10-0 AAPL	532.17	38,000	20,222.57	7,549.43	12,673.14	402.80	1.99%
ASML HOLDING N.V. N07059-21-0 ASML	64.39	43,000	2,768.77	2,997.07	(228.30)	28.93	1.05%
AUTOZONE INC 053332-10-2 AZO	354.43	8,000	2,835.44	2,548.00	287.44		
BAIDU INC SPONS ADR 056752-10-8 BIDU	100.29	19,000	1,905.51	1,897.11	8.40		
BANK OF AMERICA CORP 060505-10-4 BAC	11.61	505,000	5,863.05	8,748.72	(2,885.67)	20.20	0.34%

J.P.Morgan



NELSON B DELAVAN FOUND. PART A ACCT. R53329000  
For the Period 12/1/12 to 12/31/12

	Price	Quantity	Value	Adjusted Tax Cost Original Cost	Unrealized Gain/Loss	Est. Annual Inc. Accrued Div	Yield
<b>US Large Cap Equity</b>							
BBH FD INC TAX EFFIC EQ N 05528X-60-4 BBTE X	17.35	6,043.614	104,856.70	97,000.00	7,856.70	580.18	0.55%
BIODEN IDEC INC 09062X-10-3 BIIB	146.37	35.000	5,122.95	2,559.81	2,563.14		
BNP CONT BUFF EQ SPX 05/15/13 75% CONTIN BARRIER- 5%CPN 15% CAP INITIAL LEVEL-04/27/12 SPX 1403 36 05567L-4U-8	105.10	65,000.000	68,317.55	64,350.00	3,967.55		
BROADCOM CORP CL A 111320-10-7 BRCM	33.21	88.000	2,922.48	2,937.97	(15.49)	35.20	1.20%
CAMERON INTERNATIONAL CORPORATION 13342B-10-5 CAM	56.46	47.000	2,653.62	2,553.54	100.08		
CARDINAL HEALTH INC 14149Y-10-8 CAH	41.18	90.000	3,706.20	2,953.30	752.90	99.00 24.75	2.67%
CAREFUSION CORPORATION 14170T-10-1 CFN	28.58	100.000	2,858.00	2,633.36	224.64		
CBS CORP CLASS B W/I 124857-20-2 CBS	38.05	81.000	3,082.05	2,900.75	181.30	38.88 9.72	1.26%
CELGENE CORPORATION 151020-10-4 CELG	78.47	51.000	4,001.97	2,548.10	1,453.87		
CERNER CORP 156782-10-4 CERN	77.51	19.000	1,472.69	1,505.95	(33.26)		
CHENIERE ENERGY INC 16411R-20-8 LNG	18.78	106.000	1,990.68	1,713.08	277.60		

J.P. Morgan



NELSON B DELAVAN FOUND. PART A ACCT. R53329000  
For the Period 12/1/12 to 12/31/12

	Price	Quantity	Value	Adjusted Tax Cost Original Cost	Unrealized Gain/Loss	Est. Annual Inc Accrued Div	Yield
<b>US Large Cap Equity</b>							
CISCO SYSTEMS INC 17275R-10-2 CSCO	19.65	315,000	6,189.44	4,421.09	1,768.35	176.40	2.85%
CITIGROUP INC NEW 172967-42-4 C	39.56	159,000	6,290.04	5,647.20	642.84	6.36	0.10%
CITRIX SYSTEMS INC 177376-10-0 CTXS	65.62	33,000	2,165.46	1,988.57	176.89		
CME GROUP INC CLASS A COMMON STOCK 12572Q-10-5 CME	50.67	78,000	3,952.26	4,380.84	(428.58)	140.40	3.55%
COGNIZANT TECHNOLOGY SOLUTIONS CORP CL A 192446-10-2 CTSH	73.88	55,000	4,063.51	2,830.94	1,232.57		
COMCAST CORP CL A 20030N-10-1 CMCS A	37.36	172,000	6,425.92	3,806.94	2,618.98	111.80 27.95	1.74%
COSTCO WHOLESALE CORP 22160K-10-5 COST	98.73	18,000	1,777.14	1,639.60	137.54	19.80	1.11%
COVIDIEN PLC NEW G2554F-11-3 COV	57.74	65,000	3,753.10	2,697.76	1,055.34	67.60	1.80%
CSX CORP 126408-10-3 CSX	19.73	125,000	2,466.25	2,669.28	(203.03)	70.00	2.84%
DAVITA HEALTHCARE PARTNERS, INC 23918K-10-8 DVA	110.53	23,000	2,542.19	2,549.48	(7.29)		
DISH NETWORK CORP CL A 25470M-10-9 DISH	36.40	32,000	1,164.80	1,173.09	(8.29)		

J.P.Morgan



NELSON B DELAVAN FOUND. PART A ACCT. RS3329000  
For the Period 12/1/12 to 12/31/12

	Price	Quantity	Value	Adjusted Tax Cost Original Cost	Unrealized Gain/Loss	Est. Annual Inc Accrued Div	Yield
<b>US Large Cap Equity</b>							
DOW CHEMICAL CO 260543-10-3 DOW	32.33	70,000	2,263.03	2,133.71	129.32	89.60	3.96%
EMERSON ELECTRIC CO 291011-10-4 EMR	52.96	96,000	5,084.16	4,924.93	159.23	157.44	3.10%
ENSCO PLC G3157S-10-6 ESV	59.28	57,000	3,378.96	2,766.38	612.58	85.50	2.53%
EOG RESOURCES INC 26875P-10-1 EOG	120.79	31,000	3,744.49	2,693.63	1,050.86	21.08	0.56%
EXXON MOBIL CORP 30231G-10-2 XOM	86.55	95,000	8,222.25	5,689.10	2,533.15	216.60	2.63%
FLUOR CORP 343412-10-2 FLR	58.74	72,000	4,229.28	3,683.32	545.96	46.08	1.09%
FREEMONT-MCMORAN COPPER & GOLD INC CLB	34.20	59,000	2,017.80	1,910.09	107.71	73.75	3.65%
35671D-85-7 FCX							
GENERAL MILLS INC 370334-10-4 GIS	40.42	111,000	4,486.62	3,717.38	769.24	146.52	3.27%
GENERAL MOTORS CO 37045V-10-0 GM	28.83	182,000	5,247.06	5,459.75	(212.69)		
GOLDMAN SACHS GROUP INC 38141G-10-4 GS	127.56	36,000	4,592.16	2,889.22	1,702.94	72.00	1.57%
GOOGLE INC CL A	707.38	9,000	6,366.42	5,583.13	783.29		
38259P-50-8 GOOG							
HOME DEPOT INC 437076-10-2 HD	61.85	79,000	4,886.15	3,122.39	1,763.76	91.64	1.88%

J.P. Morgan



NELSON B DELAVAN FOUND. PART A ACCT. R53329000  
For the Period 12/1/12 to 12/31/12

	Price	Quantity	Value	Adjusted Tax Cost Original Cost	Unrealized Gain/Loss	Est. Annual Inc. Accrued Div.	Yield
<b>US Large Cap Equity</b>							
HONEYWELL INTERNATIONAL INC 438516-10-6 HON	63.47	86 000	5,458.42	3,866.24	1,592.18	141.04	2.58%
HUMANA INC 444859-10-2 HUM	68.63	37.000	2,539.31	2,792.95	(253.64)	38.48 9.62	1.52%
INVESCO LTD G491BT-10-8 IVZ	26.09	144.000	3,756.96	2,932.71	824.25	99.36	2.64%
JOHNSON & JOHNSON 478160-10-4 JNJ	70.10	55 000	3,855.50	3,970.67	(115.17)	134.20	3.48%
JOHNSON CONTROLS INC 478366-10-7 JCI	30.67	142.000	4,355.14	4,017.97	337.17	107.92	2.48%
JPM LARGE CAP GROWTH FD - SEL FUND 3118 4812C0-53-0 SEEG X	23.95	4,030 346	96,526.79	85,000.00	11,526.79	810.09 21.68	0.84%
JPM TRI GROWTH ADVANTAGE FD - SEL FUND 1567 4812A3-71-8 JGAS X	10.03	6,886.410	69,070.69	43,384.38	25,686.31	667.98	0.97%
JPM US LRGE CAP CORE PLUS FD - SEL FUND 1002 4812A2-38-9 JLP5 X	22.12	2,593 571	57,369.79	55,000.00	2,369.79	931.09	1.62%
JUNIPER NETWORKS INC 48203R-10-4 JNPR	19.67	105 000	2,065.35	2,458.51	(393.16)		
KINDER MORGAN INC 49456B-10-1 KMI	35.33	54 000	1,907.82	1,683.68	224.14	77.76	4.08%
LENNAR CORP 526057-10-4 LEN	38.67	85 000	3,286.95	1,285.24	2,001.71	13.60	0.41%
LINKEDIN CORP - A 53578A-10-8 LNKD	114.82	17.000	1,951.94	1,683.28	268.66		



NELSON B DELAVAN FOUND. PART A ACCT. R53329000  
For the Period 12/1/12 to 12/31/12

	Price	Quantity	Value	Adjusted Tax Cost Original Cost	Unrealized Gain/Loss	Est. Annual Inc Accrued Div.	Yield
<b>US Large Cap Equity</b>							
LOWES COMPANIES INC 548661-10-7 LOW	35.52	155,000	5,505.60	3,232.28	2,273.32	99.20	1.80%
MASCO CORP 574599-10-6 MAS	16.66	190,000	3,165.40	2,602.51	562.89	57.00	1.80%
MASTERCARD INC - CLASS A 57636Q-10-4 MA	491.28	9,000	4,421.52	2,806.76	1,614.76	10.80	0.24%
MERCK AND CO INC 58933Y-10-5 MRK	40.94	181,000	7,410.14	5,769.49	1,640.65	311.32 77.83	4.20%
METLIFE INC 59156R-10-8 MET	32.94	154,000	5,072.76	5,448.28	(375.52)	113.96	2.25%
MICROSOFT CORP 594918-10-4 MSFT	26.71	451,000	12,046.21	11,669.88	376.33	414.92	3.44%
MONDELEZ INTERNATIONAL-W/II 609207-10-5 MDLZ	25.45	158,000	4,021.57	3,700.57	321.00	82.16 20.54	2.04%
NETAPP INC 64110D-10-4 NTAP	33.55	74,000	2,482.70	2,769.96	(287.26)		
NEUBERGER BERMAN MULTI CAP OPPORTUNITIES FUND 64122Q-30-9 NMUL X	10.97	6,329,114	69,430.38	65,000.00	4,430.38	854.43	1.23%
OCCIDENTAL PETROLEUM CORP 674599-10-5 OXY	76.61	87,000	6,665.07	6,564.02	101.05	187.92	2.82%
ORACLE CORP 68389X-10-5 ORCL	33.32	234,000	7,796.88	5,709.40	2,087.48	56.16	0.72%
PACCAR INC 693718-10-8 PCAR	45.21	110,000	4,973.10	3,941.93	1,031.17	88.00	1.77%



NELSON B DELAVAN FOUND. PART A ACCT. R53329000  
For the Period 12/1/12 to 12/31/12

	Price	Quantity	Value	Adjusted Tax Cost Original Cost	Unrealized Gain/Loss	Est. Annual Inc. Accrued Div.	Yield
<b>US Large Cap Equity</b>							
PENTAIR LTD SHS	49.15	20,000	983.00	620.79	362.21	17.60	1.79%
H6169Q-10-8 PNR							
PEPSICO INC 713448-10-8 PEP	68.43	47,000	3,216.21	3,396.96	(180.75)	101.05 25.26	3.14%
PFIZER INC 717081-10-3 PFE	25.08	321,000	8,050.36	6,804.20	1,246.16	308.16	3.83%
PHILIP MORRIS INTERNATIONAL 718172-10-9 PM	83.64	54,000	4,516.56	4,477.82	38.74	183.60 45.90	4.07%
PHILLIPS 66 718546-10-4 PSX	53.10	65,000	3,451.50	3,164.48	287.02	65.00	1.88%
PIONEER NATURAL RESOURCES CO 723787-10-7 PXD	106.59	23,000	2,451.57	2,022.62	428.95	1.84	0.08%
PROCTER & GAMBLE CO 742718-10-9 PG	67.89	95,000	6,449.55	306.64	6,142.91	213.56	3.31%
PRUDENTIAL FINANCIAL INC 744320-10-2 PRU	53.33	73,000	3,893.09	3,240.21	652.88	116.80	3.00%
QUALCOMM INC 747525-10-3 QCOM	61.86	125,000	7,732.50	6,331.27	1,401.23	125.00	1.62%
SCHLUMBERGER LTD 806857-10-8 SLB	69.30	98,000	6,791.30	8,065.50	(1,274.20)	107.80 26.95	1.59%
TARGET CORP 87612E-10-6 TGT	59.17	59,000	3,491.03	3,782.15	(291.12)	84.96	2.43%
TD AMERITRADE HOLDING CORPORATION 87236Y-10-8 AMTD	16.81	82,000	1,378.42	1,369.00	9.42	29.52	2.14%



NELSON B DELAVAN FOUN. PART A ACCT. R53329000  
For the Period 12/1/12 to 12/31/12

	Price	Quantity	Value	Adjusted Tax Cost Original Cost	Unrealized Gain/Loss	Est. Annual Inc. Accrued Div.	Yield
<b>US Large Cap Equity</b>							
TIME WARNER INC NEW 887317-30-3 TWX	47.83	230,000	11,000.90	6,367.93	4,632.97	239.20	2.17%
TIME WARNER CABLE INC 887321-20-7 TWC	97.19	21,000	2,040.99	1,775.87	265.12	47.04	2.30%
TYCO INTERNATIONAL LTD H89128-10-4 TYC	29.25	85,000	2,486.25	1,735.64	750.61	51.00	2.05%
UBS CONT BUFF EQ SPX 07/31/13 80% CONTIN BARRIER- 8.65%CPN 15% CAP INITIAL LEVEL-07/13/12 SPX 1356 78 902674-LA-6	106.26	65,000,000	69,069.00	64,350.00	4,719.00		
UNITEDHEALTH GROUP INC 91324P-10-2 UNH	54.24	78,000	4,230.72	3,450.01	780.71	66.30	1.57%
UNITED TECHNOLOGIES CORP 913017-10-9 UTX	82.01	111,000	9,103.11	7,117.27	1,985.84	237.54	2.61%
VERIZON COMMUNICATIONS INC 92343V-10-4 VZ	43.27	115,000	4,976.05	3,204.35	1,771.70	236.90	4.76%
VERTEX PHARMACEUTICALS INC 92532F-10-0 VRTX	41.90	40,000	1,676.00	1,254.46	421.54		
WALTER ENERGY INC 93317Q-10-5 WLT	35.88	54,000	1,937.52	3,029.12	(1,091.60)	27.00	1.39%
WELLS FARGO & CO 949746-10-1 WFC	34.18	348,000	11,894.64	10,315.79	1,578.85	306.24	2.57%
WILLIAMS COMPANIES INC 969457-10-0 WMB	32.74	72,000	2,357.28	1,845.94	511.34	93.60	3.97%



NELSON B DELAVAN FOUND. PART A ACCT. R53329000  
For the Period 12/1/12 to 12/31/12

	Price	Quantity	Value	Adjusted Tax Cost Original Cost	Unrealized Gain/Loss	Est Annual Inc Accrued Div.	Yield
<b>US Large Cap Equity</b>							
YUM BRANDS INC 988498-10-1 YUM	66.40	78 000	5,179.20	2,640.34	2,538.86	104.52	2.02%
<b>Total US Large Cap Equity</b>			<b>\$915,444.51</b>	<b>\$780,399.19</b>	<b>\$135,045.32</b>	<b>\$11,042.66</b> <b>\$290.20</b>	<b>1.21%</b>
<b>US Mid Cap Equity</b>							
ASTON OPTIMUM MID CAP FUND I 00078H-15-8 ABMI X	33.84	3,214.818	108,789.44	110,050.00	(1,260.56)		
ISHARES CORE S&P MID-CAP ETF 464287-50-7 IJH	101.70	495.000	50,341.50	42,410.18	7,931.32	718.24	1.43%
JPM MARKET EXPANSION INDEX FD - SEL FUND 3708 4812C1-63-7 PGMI X	10.61	10,222.503	108,460.76	72,526.75	35,934.01	920.02	0.85%
<b>Total US Mid Cap Equity</b>			<b>\$267,591.70</b>	<b>\$224,986.93</b>	<b>\$42,604.77</b>	<b>\$1,638.26</b>	<b>0.61%</b>
<b>EAFE Equity</b>							
BNP BREN EAFE 07/10/13 10%BUFFER-2 XLEV- 11.3%CAP 22.6%MAXRTRN INITIAL LEVEL-06/22/12.SX5E:2186.81 UKX.5513.69.TPX.750.92 05567L-5V-5	113.79	35,000.000	39,828.11	34,650.00	5,178.11		
<b>DODGE &amp; COX INTERNATIONAL STOCK</b> 256206-10-3 DODF X	34.64	4,584.552	158,808.88	150,848.81	7,960.07	3,424.66	2.16%

J.P. Morgan



NELSON B DELAVAN FOUND. PART A ACCT. R53329000  
For the Period 12/1/12 to 12/31/12

	Price	Quantity	Value	Adjusted Tax Cost Original Cost	Unrealized Gain/Loss	Est. Annual Inc Accrued Div	Yield
<b>EAFE Equity</b>							
<b>GS BREN EAFE 06/12/13</b>							
10%BUFFER-2 XLEV- 10 9%CAP	115.09	30,000.000	34,526.10	29,700.00	4,826.10		
21.8%MAXRTRN							
INITIAL LEVEL-05/25/12 SX5E:21618.7							
UKX:5388 28 TPX 722.11							
38143U-V8-1							
<b>HSBC BREN EAFE 0 04/04/13</b>							
10%BUFFER-2 XLEV- 9 5%CAP	103.34	35,000.000	36,169.00	34,650.00	1,519.00		
19%MAXRTRN							
INITIAL LEVEL-03/16/12 SX5E:2608.30							
UKX:5965 58 TPX 866.73"							
4042K1-A4-5							
<b>HSBC BREN EAFE 03/06/13</b>							
10%BUFFER-2 XLEV- 9.5%CAP	106.08	35,000.000	37,128.00	34,650.00	2,478.00		
19% MAXRTRN							
INITIAL LEVEL-02/17/12 SX5E:2520.31							
UKX:5905 07 TPX 810.45							
4042K1-XT-5							
<b>ISHARES MSCI EAFE INDEX FUND</b>							
464287-46-5 EFA	56.86	1,371.000	77,955.06	74,174.57	3,780.49	2,411.58	3.09%
<b>MANNING &amp; NAPIER FUND INC</b>							
WORLD OPPORTUNITIES SERIES FUND	7.75	10,858.845	84,156.05	93,995.32	(9,839.27)	1,313.92	1.56%
563821-54-5 EXWA X							
<b>Total EAFE Equity</b>			<b>\$468,571.20</b>	<b>\$452,668.70</b>	<b>\$15,902.50</b>	<b>\$7,150.16</b>	<b>1.53%</b>



NELSON B DELAVAN FOUND. PART A ACCT. R53329000  
For the Period 12/1/12 to 12/31/12

	Price	Quantity	Value	Adjusted Tax Cost Original Cost	Unrealized Gain/Loss	Est. Annual Inc Accrued Div.	Yield
<b>European Large Cap Equity</b>							
DB MARKET PLUS SX5E 03/19/14 80% CONTIN BARRIER- 7 6%CPN UNCAPPED INITIAL LEVEL-09/14/12 SX5E:2594 56 2515A1-LR-0	101.74	35,000.000	35,609.35	34,562.50	1,046.85		
<b>Asia ex-Japan Equity</b>							
DB BREN ASIA BASKET 03/20/13 10%BUFFER-2 XLEV- 10%CAP 16%MAXRTRN INITIAL LEVEL-03/02/12 ASIA BASKET:100.00 2515A1-H9-5	105.78	35,000.000	37,024.40	34,650.00	2,374.40		
T ROWE PRICE INTERNATIONAL FUNDS INC NEW ASIA FUND 77956H-50-0 PFIAS X	16.81	6,501.058	109,282.78	81,605.83	27,676.95	1,040.16	0.95%
<b>Total Asia ex-Japan Equity</b>			<b>\$146,307.18</b>	<b>\$116,255.83</b>	<b>\$30,051.35</b>	<b>\$1,040.16</b>	<b>0.71%</b>
<b>Emerging Market Equity</b>							
ISHARES MSCI EMERGING MARKET INDEX 464287-23-4 EEM	44.35	1,636.000	72,556.60	67,739.40	4,817.20	1,218.82	1.68%



NELSON B DELAVAN FOUND. PART A ACCT. R53329000  
For the Period 12/1/12 to 12/31/12

	Price	Quantity	Value	Adjusted Tax Cost Original Cost	Unrealized Gain/Loss	Est. Annual Inc Accrued Div.	Yield
<b>Global Equity</b>							
BNP DELTA ONE MSCI WORLD TR 6/14/13 100%A.F, UNCAPPED INITIAL LEVEL:5/25/12 NDDUWI:3000 541 05567L-5F-0	114.13	45,000 000	51,356.55	44,550.00	6,806.55		
DB DELTA ONE MSCI WORLD TR 6/19/13 100%A.F, UNCAPPED INITIAL LEVEL-6/1/12 NDDUWI:2912 555 2515A1-K7-5	116.75	50,000 000	58,372.50	49,500.00	8,872.50		
<b>Total Global Equity</b>			<b>\$109,729.05</b>	<b>\$94,050.00</b>	<b>\$15,679.05</b>	<b>\$0.00</b>	<b>0.00 %</b>

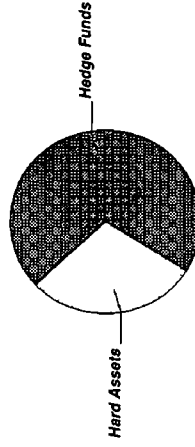


NELSON B DELAVAN FOUND. PART A ACCT. R53329000  
For the Period 12/1/12 to 12/31/12

## Alternative Assets Summary

Asset Categories	Beginning Estimated Value	Ending Estimated Value	Change In Value	Current Allocation
Hedge Funds	422,427.36	419,436.69	(2,990.67)	12%
Hard Assets	172,325.09	169,166.91	(3,158.18)	5%
<b>Total Value</b>	<b>\$594,752.45</b>	<b>\$588,603.60</b>	<b>(\$6,148.85)</b>	<b>17%</b>

### Asset Categories



Alternative Assets as a percentage of your portfolio - 17 %

## Alternative Assets Detail

Hedge Funds	Price	Quantity	Estimated Value	Cost
AIM INVT FDS BAL RISK ALL Y 00141V-69-7 ABRY X	12.53	2,650.039	33,204.99	34,000.00
ARBITRAGE FUNDS - I CL I 03875R-20-5 ARBN X	12.77	9,877.684	126,138.02	129,200.00

J.P.Morgan



NELSON B DELAVAN FOUND. PART A ACCT. R53329000  
For the Period 12/1/12 to 12/31/12

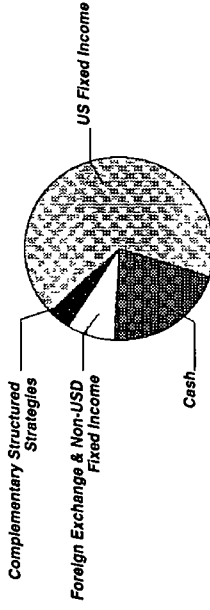
	Price	Quantity	Estimated Value	Cost
<b>Hedge Funds</b>				
EATON VANCE MUT FDS TR GB MACRO ABSOLUTE RTN I 27923-72-8 EIGM X	9.83	13,202.259	129,778.21	135,100.00
GATEWAY FUND - Y 367829-88-4 GTEY X	27.11	4,806.915	130,315.47	127,500.00
<b>Total Hedge Funds</b>			<b>\$419,436.69</b>	<b>\$425,800.00</b>
<b>Hard Assets</b>				
PIMCO COMMODITIES PLUS STRATEGY P 72201P-16-7 PCLP X	10.89	6,364.758	69,312.21	67,466.43
SG PARTICIPATING GOLD NOTE 11/08/13 LNKD TO GOLDLNP 85% BARRIER, 13.00% MAXRTN 10/26/12 GOLDLNP: 1716 78423E-ER-1	97.92	30,000.000	29,376.00	29,700.00
SPDR GOLD TRUST 78463V-10-7 GLD	162.02	435.000	70,478.70	68,009.90
<b>Total Hard Assets</b>			<b>\$169,166.91</b>	<b>\$165,176.33</b>



NELSON B DELAVAN FOUND. PART A ACCT. R53329000  
For the Period 12/1/12 to 12/31/12

## Cash & Fixed Income Summary

Asset Categories	Beginning Market Value	Ending Market Value	Change In Value	Current Allocation
Cash	163,072.90	179,668.07	16,595.17	5%
US Fixed Income	541,011.33	540,230.65	(780.68)	16%
Complementary Structured Strategies	46,982.50	47,272.50	290.00	1%
Foreign Exchange & Non-USD Fixed Income	54,547.35	54,692.94	145.59	2%
<b>Total Value</b>	<b>\$805,614.08</b>	<b>\$821,864.16</b>	<b>\$16,250.08</b>	<b>24%</b>



Market Value/Cost	Current Period Value
Market Value	821,864.16
Tax Cost	796,888.18
Unrealized Gain/Loss	24,975.98
Estimated Annual Income	20,827.70
Accrued Interest	1,712.87
Yield	2.53%

Cash & Fixed Income as a percentage of your portfolio - 24 %

### SUMMARY BY MATURITY

Cash & Fixed Income	Market Value	% of Bond Portfolio
0-6 months <sup>1</sup>	797,921.66	98%
6-12 months <sup>1</sup>	23,942.50	2%
<b>Total Value</b>	<b>\$821,864.16</b>	<b>100%</b>

<sup>1</sup> The years indicate the number of years until the bond is scheduled to mature based on the statement end date. Some bonds may be called, or paid in full, before their stated maturity.

### SUMMARY BY TYPE

Cash & Fixed Income	Market Value	% of Bond Portfolio
Cash	179,668.07	21%
International Bonds	34,133.47	4%
Mutual Funds	560,790.12	70%
Complementary Structure	47,272.50	5%
<b>Total Value</b>	<b>\$821,864.16</b>	<b>100%</b>



NELSON B DELAVAN FOUND. PART A ACCT. R53329000  
For the Period 12/1/12 to 12/31/12

Note: O - Bonds purchased at a discount show accretion.

<sup>1</sup> This is the Annual Percentage Yield (APY) which is the rate earned if balances remain on deposit for a full year with compounding, there is no change in the interest rate and all interest is left in the account

### Cash & Fixed Income Detail

	Price	Quantity	Value	Adjusted Tax Cost Original Cost	Unrealized Gain/Loss	Est. Annual Income Accrued Interest	Yield
<b>Cash</b>							
US DOLLAR PRINCIPAL	1.00	179,668.07	179,668.07	179,668.07		53.90	0.03% <sup>1</sup>
<b>US Fixed Income</b>							
JPM STR INC OPP FD FUND 3844 4812A4-35-1	11.83	2,885.33	34,133.47	29,228.40	4,905.07	1,376.30 118.30	4.03%
DOUBLELINE FDS TR TTL RTN BD I 258620-10-3	11.33	6,177.26	69,988.37	69,000.00	988.37	4,441.45 348.14	6.35%
EATON VANCE FLOATING RATE I 277911-49-1	9.12	3,720.75	33,933.24	32,728.56	1,204.68	1,506.90 124.34	4.44%
JPM HIGH YIELD FD - SEL FUND 3580 4812C0-80-3	8.14	12,217.16	99,447.65	83,716.32	15,731.33	7,024.86 635.29	7.06%
JPM SHORT DURATION BOND FD - SEL FUND 3133 4812C1-33-0	10.99	21,012.17	230,923.77	231,199.27	(275.50)	3,467.00 273.16	1.50%
JPM TR I MLT SC INCM SL 48121A-29-0	10.22	3,445.88	35,216.88	34,700.00	516.88	1,330.10 213.64	3.78%

J.P. Morgan



NELSON B DELAVAN FOUND. PART A ACCT. R53329000  
For the Period 12/1/12 to 12/31/12

	Price	Quantity	Value	Adjusted Tax Cost Original Cost	Unrealized Gain/Loss	Est. Annual Income Accrued Interest	Yield
<b>US Fixed Income</b>							
VANGUARD FI SECS F INTR TRM CP PT FUND 71 922031-88-5	10.32	3,545.28	36,587.27	32,262.03	4,325.24	1,311.75	3.59%
<b>Total US Fixed Income</b>			<b>\$540,230.65</b>	<b>\$512,834.58</b>	<b>\$27,396.07</b>	<b>\$20,458.36</b> <b>\$1,712.87</b>	<b>3.79%</b>
<b>Complementary Structured Strategies</b>							
O DB 95% PPN FX BASKET 2/1/13 LINKED TO MXN INR CNY & RUB VS USD 1.40XLEV, UNCAPPED 7/29/11 2515A1-B5-9	93.32	25,000.00	23,330.00	24,998.79 24,687.50	(1,668.79)		
O BARC 93% PPN CURRENCY BASKET 9/13/13 LINKED TO 3 CURRENCY BSKTS 50% 35% & 15% WEIGHT, UNCAPPED 9/9/11 06738K-UP-4	95.77	25,000.00	23,942.50	25,351.72 24,625.00	(1,409.22)		
<b>Total Complementary Structured Strategies</b>			<b>\$47,272.50</b>	<b>\$50,350.51</b> <b>\$49,312.50</b>	<b>(\$3,078.01)</b>	<b>\$0.00</b>	<b>0.00%</b>
<b>Foreign Exchange &amp; Non-USD Fixed Income</b>							
JPM INTL CURRENCY INCOME FD 4812A3-29-6	11.27	4,852.97	54,692.94	54,035.02	657.92	315.44	0.58%



NELSON B DELAVAN FOUND. PART A ACCT. R53329000  
For the Period 12/1/12 to 12/31/12

## Other Summary

Asset Categories	Beginning Estimated Value	Ending Estimated Value	Change In Value	Current Allocation
Other	3.00	3.00	0.00	1%

## Market Value/Cost

Estimated Value	3.00
Current Period Value	3.00

Note. \*\* Unrealized Gain/Loss is shown as "N/A" in cases where we do not have appropriate cost information for all tax lots comprising the position. Please contact your J.P. Morgan team for additional information

## Other Detail

Other	Price	Quantity	Value	Adjusted Cost Original Cost	Unrealized Gain/Loss	Accruals
AMENDMENT TO TRUST AGREEMENT 990015-47-1	100.00	1.000	1.00	N/A **	N/A	
IRREVOCABLE TRUST AGREEMENT 990016-14-9	100.00	1.000	1.00	N/A **	N/A	
IRS TREASURY RULING 990015-82-8	100.00	1.000	1.00	N/A **	N/A	
<b>Total Other</b>			<b>\$3.00</b>	<b>\$0.00</b>	<b>\$0.00</b>	

J.P. Morgan



NELSON B DELAVAN FOUND. PART B ACCT. R53329307  
For the Period 12/1/12 to 12/31/12

## Account Summary

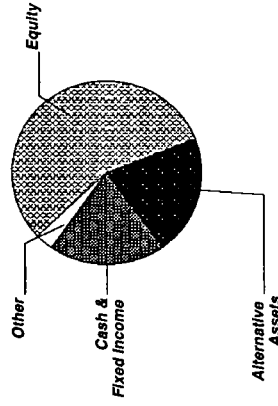
### PRINCIPAL

Asset Allocation	Beginning Market Value	Ending Market Value	Change In Value	Estimated Annual Income	Current Allocation
Equity	1,201,505.89	1,212,981.87	11,475.98	14,988.72	58%
Alternative Assets	429,641.94	424,891.49	(4,750.45)	9,012.28	21%
Cash & Fixed Income	458,346.62	431,556.02	(26,790.60)	10,605.87	20%
Other	1.00	1.00	0.00		1%
<b>Market Value</b>	<b>\$2,089,495.45</b>	<b>\$2,069,430.38</b>	<b>(\$20,065.07)</b>	<b>\$34,606.87</b>	<b>100%</b>

### INCOME

Cash Position	Beginning Market Value	Ending Market Value	Change In Value
Cash Balance	4,537.65	9,434.61	4,896.96
Accruals	1,922.79	1,944.67	21.88
<b>Market Value</b>	<b>\$6,460.44</b>	<b>\$11,379.28</b>	<b>\$4,918.84</b>

### Asset Allocation





NELSON B DELAVAN FOUND. PART B ACCT. R53329907  
 For the Period 12/1/12 to 12/31/12

**Account Summary** CONTINUED

	PRINCIPAL		INCOME	
Portfolio Activity	Current Period Value	Year-to-Date Value	Current Period Value	Year-to-Date Value
Beginning Market Value	2,089,495.45	1,984,544.26	4,537.65	13,583.81
Additions			34,265.56	109,465.56
Withdrawals & Fees	(34,265.79)	(109,465.79)	(43,577.78)	(154,765.79)
Securities Transferred In		1,436.58	--	--
Securities Transferred Out		(1,777.50)	--	--
<b>Net Additions/Withdrawals</b>	<b>(\$34,265.79)</b>	<b>(\$109,806.71)</b>	<b>(\$9,312.22)</b>	<b>(\$45,300.23)</b>
Income	396.85	825.71	14,209.18	41,151.03
Change In Investment Value	13,803.87	193,867.12		
<b>Ending Market Value</b>	<b>\$2,069,430.38</b>	<b>\$2,069,430.38</b>	<b>\$9,434.61</b>	<b>\$9,434.61</b>
Accruals	--	--	1,944.67	1,944.67
<b>Market Value with Accruals</b>	<b>--</b>	<b>--</b>	<b>\$11,379.28</b>	<b>\$11,379.28</b>



NELSON B DELAVAN FOUN.D. PART B ACCT. R53329307  
For the Period 12/1/12 to 12/31/12

### Account Summary CONTINUED

Tax Summary	Current Period Value	Year-to-Date Value
Domestic Dividends/Distributions	14,102.80	40,688.51
Foreign Dividends	459.54	787.84
Interest Income	2.93	30.77
Original Issue Discount	40.76	469.62
<b>Taxable Income</b>	<b>\$14,606.03</b>	<b>\$41,976.74</b>

	Current Period Value	Year-to-Date Value
LT Capital Gain Distributions	6,257.94	6,257.94
ST Realized Gain/Loss	(502.42)	(132.68)
LT Realized Gain/Loss	930.97	87,277.19
<b>Realized Gain/Loss</b>	<b>\$6,686.49</b>	<b>\$93,402.45</b>

	To-Date Value
<b>Unrealized Gain/Loss</b>	<b>\$157,093.79</b>

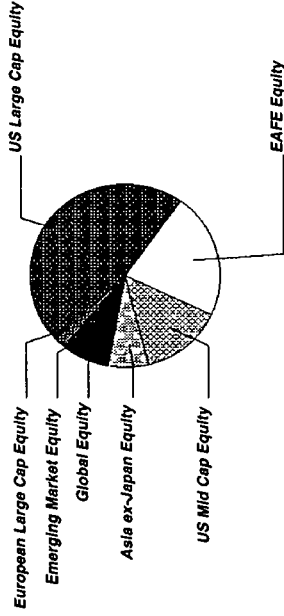
Cost Summary	Cost
Equity	1,069,454.05
Cash & Fixed Income	419,857.89
<b>Total</b>	<b>\$1,489,311.94</b>



NELSON B DELAVAN FOUN.D. PART B ACCT R53329307  
For the Period 12/1/12 to 12/31/12

## Equity Summary

Asset Categories	Beginning Market Value	Ending Market Value	Change In Value	Current Allocation
US Large Cap Equity	561,357.36	562,064.93	707.57	27%
US Mid Cap Equity	165,771.97	163,784.51	(1,987.46)	8%
EAFE Equity	255,567.00	262,012.91	6,445.91	13%
European Large Cap Equity	19,936.20	20,348.20	412.00	1%
Asia ex-Japan Equity	88,451.23	90,320.46	1,869.23	4%
Emerging Market Equity	42,613.27	45,189.66	2,576.39	2%
Global Equity	67,808.86	69,261.20	1,452.34	3%
Concentrated & Other Equity	0.00	0.00	0.00	
<b>Total Value</b>	<b>\$1,201,505.89</b>	<b>\$1,212,981.87</b>	<b>\$11,475.98</b>	<b>58%</b>



Market Value/Cost	Current Period Value
Market Value	1,212,981.87
Tax Cost	1,069,454.05
Unrealized Gain/Loss	143,527.82
Estimated Annual Income	14,988.72
Accrued Dividends	593.14
Yield	1.23%

J.P.Morgan



NELSON B DELAVAN FUND, PART B ACCT. R53329307  
For the Period 12/1/12 to 12/31/12

## Equity Detail

	Price	Quantity	Value	Adjusted Tax Cost Original Cost	Unrealized Gain/Loss	Est. Annual Inc. Accrued Div	Yield
<b>US Large Cap Equity</b>							
ACE LTD NEW H0023R-10-5 ACE	79.80	51,000	4,069.80	3,021.67	1,048.13	99.96	2.46%
ADOBE SYSTEMS INC 00724F-10-1 ADBE	37.68	34,000	1,281.12	1,114.72	166.40		
ALLERGAN INC 018490-10-2 AGN	91.73	23,000	2,109.79	1,989.29	120.50	4.60	0.22%
AMAZON COM INC 023135-10-6 AMZN	250.87	19,000	4,766.53	2,310.87	2,455.66		
AMERICAN EXPRESS CO 025816-10-9 AXP	57.48	22,000	1,264.56	1,231.63	32.93	17.60	1.39%
AMERICAN CENTURY EQUITY INCOME FUND (FUND 123) 025076-10-0 TWEI X	7.82	5,635.813	44,072.06	36,000.00	8,072.06	1,115.89	2.53%
ANADARKO PETROLEUM CORP 032511-10-7 APC	74.31	36,000	2,675.16	2,656.40	18.76	12.96	0.48%
APPLE INC. 037833-10-0 AAPL	532.17	28,000	14,900.84	5,591.10	9,309.74	296.80	1.99%
ASML HOLDING N.V. N07059-21-0 ASML	64.39	31,000	1,996.09	2,143.57	(147.48)	20.86	1.05%
AUTOZONE INC 053332-10-2 AZO	354.43	6,000	2,126.58	1,889.58	237.00		
BAIDU INC SPONS ADR 056752-10-8 BIDU	100.29	14,000	1,404.06	1,394.59	9.47		

J.P. Morgan



NELSON B DELAVAN FOUND. PART B ACCT. R533299307  
For the Period 12/1/12 to 12/31/12

	Price	Quantity	Value	Adjusted Tax Cost Original Cost	Unrealized Gain/Loss	Est. Annual Inc Accrued Div.	Yield
<b>US Large Cap Equity</b>							
BANK OF AMERICA CORP 060505-10-4 BAC	11.61	369,000	4,284.09	6,257.53	(1,973.44)	14.76	0.34%
BIODIAG INC 09062X-10-3 BIIB	146.37	26,000	3,805.62	1,692.21	2,113.41		
BNP CONT BUFF EQ SPX 05/15/13 75% CONTIN BARRIER- 5%CPN 15% CAP INITIAL LEVEL-04/27/12 SPX.1403.36 05567L-4U-8	105.10	40,000,000	42,041,57	39,600.00	2,441.57		
BROADCOM CORP CL A 111320-10-7 BRCM	33.21	65,000	2,158.65	2,164.91	(6.26)	26.00	1.20%
CAMERON INTERNATIONAL CORPORATION 13342B-10-5 CAM	56.46	35,000	1,976.10	1,898.71	77.39		
CARDINAL HEALTH INC 14149Y-10-8 CAH	41.18	65,000	2,676.70	2,057.10	619.60	71.50 17.88	2.67%
CAREFUSION CORPORATION 14170T-10-1 CFN	28.58	73,000	2,086.34	1,921.04	165.30		
CBS CORP CLASS B W/I 124857-20-2 CBS	38.05	60,000	2,283.00	2,148.44	134.56	28.80 7.20	1.26%
CELGENE CORPORATION 151020-10-4 CELG	78.47	37,000	2,903.39	1,854.05	1,049.34		
CERNER CORP 156782-10-4 CERN	77.51	14,000	1,085.14	1,108.90	(23.76)		
CHENIERE ENERGY INC 16411R-20-8 LNG	18.78	77,000	1,446.06	1,243.25	202.81		



NELSON B DELAVAN FUND, PART B ACCT. R53329307  
For the Period 12/1/12 to 12/31/12

	Price	Quantity	Value	Adjusted Tax Cost Original Cost	Unrealized Gain/Loss	Est. Annual Inc. Accrued Div.	Yield
<b>US Large Cap Equity</b>							
CISCO SYSTEMS INC 17275R-10-2 CSCO	19.65	231,000	4,538.92	3,332.79	1,206.13	129.36	2.85%
CITIGROUP INC NEW 172967-42-4 C	39.56	117,000	4,628.52	4,135.80	492.72	4.68	0.10%
CITRIX SYSTEMS INC 177376-10-0 CTXS	65.62	24,000	1,574.88	1,448.66	126.22		
CME GROUP INC CLASS A COMMON STOCK 12572Q-10-5 CME	50.67	57,000	2,888.19	3,206.60	(318.41)	102.60	3.55%
COGNIZANT TECHNOLOGY SOLUTIONS CORP CL A 192446-10-2 CTSH	73.88	40,000	2,955.28	2,101.46	853.82		
COMCAST CORP CL A 20030N-10-1 CMCS A	37.36	126,000	4,707.36	2,814.22	1,893.14	81.90 20.48	1.74%
COSTCO WHOLESALE CORP 22160K-10-5 COST	98.73	13,000	1,283.49	1,184.16	99.33	14.30	1.11%
COVDIEN PLC NEW G2554F-11-3 COV	57.74	48,000	2,771.52	2,057.11	714.41	49.92	1.80%
CSX CORP 126408-10-3 CSX	19.73	92,000	1,815.16	1,964.55	(149.39)	51.52	2.84%
DAVITA HEALTHCARE PARTNERS, INC 23918K-10-8 DVA	110.53	17,000	1,879.01	1,882.25	(3.24)		
DISH NETWORK CORP CL A 25470M-10-9 DISH	36.40	24,000	873.60	879.82	(6.22)		



NELSON B DELAVAN FOUND. PART B ACCT. R53329307  
For the Period 12/1/12 to 12/31/12

	Price	Quantity	Value	Adjusted Tax Cost Original Cost	Unrealized Gain/Loss	Est Annual Inc. Accrued Div.	Yield
<b>US Large Cap Equity</b>							
DOW CHEMICAL CO 260543-10-3 DOW	32.33	51,000	1,648.78	1,554.39	94.39	65.28	3.96%
EMERSON ELECTRIC CO 291011-10-4 EMR	52.96	70,000	3,707.20	3,589.89	117.31	114.80	3.10%
ENSCO PLC G3157S-10-6 ESV	59.28	41,000	2,430.48	1,988.59	441.89	61.50	2.53%
EOG RESOURCES INC 26875P-10-1 EOG	120.79	23,000	2,778.17	2,020.53	757.64	15.64	0.56%
EXXON MOBIL CORP 30231G-10-2 XOM	86.55	69,000	5,971.95	4,072.23	1,899.72	157.32	2.63%
FLUOR CORP 343412-10-2 FLR	58.74	52,000	3,054.48	2,651.96	402.52	33.28	1.09%
FREEMONT-MCMORAN COPPER & GOLD INC CL B 35671D-85-7 FCX	34.20	43,000	1,470.60	1,381.60	89.00	53.75	3.65%
GENERAL MILLS INC 370334-10-4 GIS	40.42	81,000	3,274.02	2,716.21	557.81	106.92	3.27%
GENERAL MOTORS CO 37045V-10-0 GM	28.83	133,000	3,834.39	3,993.72	(159.33)		
GOLDMAN SACHS GROUP INC 38141G-10-4 GS	127.56	26,000	3,316.56	3,449.70	(133.14)	52.00	1.57%
GOOGLE INC CL A 38259P-50-8 GOOG	707.38	7,000	4,951.66	4,442.51	509.15		
HOME DEPOT INC 437076-10-2 HD	61.85	57,000	3,525.45	2,269.69	1,255.76	66.12	1.88%



NELSON B DELAVAN FUND, PART B ACCT. R53329307  
For the Period 12/1/12 to 12/31/12

	Price	Quantity	Value	Adjusted Tax Cost Original Cost	Unrealized Gain/Loss	Est Annual Inc Accrued Div	Yield
<b>US Large Cap Equity</b>							
HONEYWELL INTERNATIONAL INC 498516-10-6 HON	63.47	63 000	3,998.61	2,834.72	1,163.89	103.32	2 58%
HUMANA INC 444859-10-2 HUM	68.63	27 000	1,853.01	2,031.95	(178.94)	28.08 7.02	1 52%
INVESCO LTD G491BT-10-8 IVZ	26.09	105 000	2,739.45	2,137.96	601.49	72.45	2 64%
JOHNSON & JOHNSON 478160-10-4 JUN	70 10	40 000	2,804 00	2,887.63	(83 63)	97 60	3 48%
JOHNSON CONTROLS INC 478366-10-7 JCI	30.67	104 000	3,189 68	2,949.16	240 52	79.04	2 48%
JPM LARGE CAP GROWTH FD - SEL FUND 3118 4812C0-53-0 SEEG X	23 95	2,932 092	70,223 60	63,145 00	7,078 60	589 35 15.77	0 84%
JPM TRI GROWTH ADVANTAGE FD - SEL FUND 1567 4812A3-71-8 JGAS X	10 03	3,167 662	31,771.65	19,956.27	11,815.38	307.26	0 97%
JUNIPER NETWORKS INC 48203R-10-4 JNPR	19 67	77 000	1,514 59	1,815 31	(300 72)		
KINDER MORGAN INC 49456B-10-1 KMI	35.33	40 000	1,413 20	1,246.51	166.69	57 60	4 08%
LENNAR CORP 526057-10-4 LEN	38.67	61 000	2,358.87	914.80	1,444.07	9.76	0 41%
LINKEDIN CORP - A 53578A-10-8 LNKD	114 82	12 000	1,377 84	1,188.20	189 64		
LOWES COMPANIES INC 548661-10-7 LOW	35 52	113 000	4,013 76	2,359.10	1,654 66	72.32	1 80%



NELSON B DELAVAN FOUND. PART B ACCT. F53329307  
For the Period 12/1/12 to 12/31/12

	Price	Quantity	Value	Adjusted Tax Cost Original Cost	Unrealized Gain/Loss	Est. Annual Inc. Accrued Div	Yield
<b>US Large Cap Equity</b>							
MASCO CORP 574599-10-6 MAS	16.66	139,000	2,315.74	1,905.28	410.46	41.70	1.80%
MASTERCARD INC - CLASS A 57636Q-10-4 MA	491.28	6,000	2,947.68	1,671.18	1,276.50	7.20	0.24%
MERCK AND CO INC 58933Y-10-5 MRK	40.94	132,000	5,404.08	4,202.49	1,201.59	227.04 56.76	4.20%
METLIFE INC 59156R-10-8 MET	32.94	112,000	3,689.28	4,022.76	(333.48)	82.88	2.25%
MICROSOFT CORP 594918-10-4 MSFT	26.71	330,000	8,814.30	8,543.47	270.83	303.60	3.44%
MONDELEZ INTERNATIONAL-W/ 609207-10-5 MDLZ	25.45	116,000	2,952.55	2,715.75	236.80	60.32 15.08	2.04%
NETAPP INC 64110D-10-4 NTAP	33.55	54,000	1,811.70	2,014.78	(203.08)		
OCCIDENTAL PETROLEUM CORP 674599-10-5 OXY	76.61	63,000	4,826.43	4,762.16	64.27	136.08	2.82%
ORACLE CORP 68389X-10-5 ORCL	33.32	171,000	5,697.72	4,203.64	1,494.08	41.04	0.72%
PACCAR INC 693718-10-8 PCAR	45.21	80,000	3,616.80	2,919.53	697.27	64.00	1.77%
PENTAIR LTD SHS H6169Q-10-8 PNR	49.15	14,000	688.10	458.58	229.52	12.32	1.79%
PEPSICO INC 713448-10-8 PEP	68.43	34,000	2,326.62	2,457.19	(130.57)	73.10 18.28	3.14%
PFIZER INC 717081-10-3 PFE	25.08	237,000	5,943.72	5,094.09	849.63	227.52	3.83%



NELSON B DELAVAN FOUND. PART B ACCT. F53329307  
For the Period 12/1/12 to 12/31/12

	Price	Quantity	Value	Adjusted Tax Cost Original Cost	Unrealized Gain/Loss	Est Annual Inc. Accrued Div	Yield
<b>US Large Cap Equity</b>							
PHILIP MORRIS INTERNATIONAL 718172-10-9 PM	83.64	40,000	3,345.60	3,317.46	28.14	136.00 34.00	4.07%
PHILLIPS 66 718546-10-4 PSX	53.10	48,000	2,548.80	2,334.85	213.95	48.00	1.88%
PIONEER NATURAL RESOURCES CO 723787-10-7 PXD	106.59	16,000	1,705.44	1,365.87	319.57	1.28	0.08%
PROCTER & GAMBLE CO 742718-10-9 PG	67.89	70,000	4,752.30	225.94	4,526.36	157.36	3.31%
PRUDENTIAL FINANCIAL INC 744320-10-2 PRU	53.33	54,000	2,879.82	2,478.23	401.59	86.40	3.00%
QUALCOMM INC 747525-10-3 QCOM	61.86	91,000	5,629.26	4,599.75	1,029.51	91.00	1.62%
SCHLUMBERGER LTD 806857-10-8 SLB	69.30	71,000	4,920.23	5,852.37	(932.14)	78.10 19.53	1.59%
SPDR S&P 500 ETF TRUST 78462F-10-3 SPY	142.41	373,000	53,118.93	51,577.69	1,541.24	1,157.41 381.14	2.18%
TARGET CORP 87612E-10-6 TGT	59.17	43,000	2,544.31	2,756.69	(212.38)	61.92	2.43%
TD AMERITRADE HOLDING CORPORATION 87236Y-10-8 AMTD	16.81	60,000	1,008.60	970.97	37.63	21.60	2.14%
TIME WARNER INC NEW 887317-30-3 TWX	47.83	167,000	7,987.61	4,567.72	3,419.89	173.68	2.17%
TIME WARNER CABLE INC 88732J-20-7 TWC	97.19	15,000	1,457.85	1,268.48	189.37	33.60	2.30%
TYCO INTERNATIONAL LTD H89128-10-4 TYC	29.25	62,000	1,813.50	1,282.11	531.39	37.20	2.05%

J.P. Morgan



NELSON B DELAVAN FOUND. PART B ACCT. R53329307  
For the Period 12/1/12 to 12/31/12

	Price	Quantity	Value	Adjusted Tax Cost Original Cost	Unrealized Gain/Loss	Est. Annual Inc. Accrued Div.	Yield
<b>US Large Cap Equity</b>							
UBS CONT BUFF EQ SPX 07/31/13	106.26	40,000,000	42,504.00	39,600.00	2,904.00		
80% CONTIN BARRIER- 8.65%CPN 15% CAP INITIAL LEVEL-07/13/12 SPX 1356 78 902674-LA-6							
UNITEDHEALTH GROUP INC 91324P-10-2 UNH	54.24	57,000	3,091.68	2,511.77	579.91	48.45	1.57%
UNITED TECHNOLOGIES CORP 913017-10-9 UTX	82.01	81,000	6,642.81	5,242.22	1,400.59	173.34	2.61%
VERIZON COMMUNICATIONS INC 92343V-10-4 VZ	43.27	85,000	3,677.95	2,479.10	1,198.85	175.10	4.76%
VERTEX PHARMACEUTICALS INC 92532F-10-0 VRTX	41.90	29,000	1,215.10	909.48	305.62		
WALTER ENERGY INC 93317Q-10-5 WLT	35.88	39,000	1,399.32	2,201.50	(802.18)	19.50	1.39%
WELLS FARGO & CO 949746-10-1 WFC	34.18	255,000	8,715.90	7,882.49	833.41	224.40	2.57%
WILLIAMS COMPANIES INC 969457-10-0 WMB	32.74	53,000	1,735.22	1,358.37	376.85	68.90	3.97%
YUM BRANDS INC 988498-10-1 YUM	66.40	57,000	3,784.80	1,923.09	1,861.71	76.38	2.02%
<b>Total US Large Cap Equity</b>			<b>\$562,064.93</b>	<b>\$475,591.66</b>	<b>\$86,473.27</b>	<b>\$8,433.82</b> <b>\$593.14</b>	<b>1.50%</b>



NELSON B DELAVAN FOUND. PART B ACCT. R53329307  
For the Period 12/1/12 to 12/31/12

	Price	Quantity	Value	Adjusted Tax Cost Original Cost	Unrealized Gain/Loss	Est. Annual Inc. Accrued Div	Yield
<b>US Mid Cap Equity</b>							
ASTON OPTIMUM MID CAP FUND I 00078H-15-8 ABMI X	33.84	1,360.047	46,023.99	46,500.00	(476.01)		
ISHARES CORE S&P MID-CAP ETF 464287-50-7 IJH	101.70	485.000	49,324.50	49,381.54	5,942.96	703.73	1.43%
JPM MARKET EXPANSION INDEX FD - SEL FUND 3708 4812C1-63-7 PGMI X	10.61	6,450.143	68,436.02	42,810.15	25,625.87	580.51	0.85%
<b>Total US Mid Cap Equity</b>			<b>\$163,784.51</b>	<b>\$132,691.69</b>	<b>\$31,092.82</b>	<b>\$1,284.24</b>	<b>0.79%</b>
<b>EAFE Equity</b>							
BNP BREN EAFE 12/11/13 10%BUFFER-2 XLEV- 8 15%CAP 16 3%MAXRTRN INITIAL LEVEL-11/21/12: SX5E:2520 16 UKX.5748.10 TPX:767.01 05574L-CP-1	103.24	20,000.000	20,647.98	19,800.00	847.98		
DODGE & COX INTERNATIONAL STOCK 256206-10-3 DODF X	34.64	2,140.019	74,130.26	76,759.81	(2,629.55)	1,598.59	2.16%
HSBC BREN EAFE 0 04/04/13 10%BUFFER-2 XLEV- 9 5%CAP 19%MAXRTRN INITIAL LEVEL-03/16/12: SX5E:2608.30 UKX 5965 58 TPX:866 73" 4042K1-A4-5	103.34	20,000.000	20,668.00	19,800.00	868.00		



NELSON B DELAVAN FOUND. PART B ACCT. R53329307  
For the Period 12/1/12 to 12/31/12

	Price	Quantity	Value	Adjusted Tax Cost Original Cost	Unrealized Gain/Loss	Est. Annual Inc Accrued Div.	Yield
<b>EAFE Equity</b>							
HSBC BREN EAFE 05/01/13	108.51	20,000,000	21,702.00	19,800.00	1,902.00		
10%BUFFER-2 XLEV- 9%CAP							
18%MAXRTRN							
INITIAL LEVEL-04/13/12 SX5E:2291.51							
UKX 5701 35 TPX 815.48							
4042K1-G3-1							
HSBC BREN EAFE 03/06/13	106.08	20,000,000	21,216.00	19,800.00	1,416.00		
10%BUFFER-2 XLEV- 9.5%CAP							
19%MAXRTRN							
INITIAL LEVEL-02/17/12: SX5E:2520.31							
UKX.5905 07 TPX 810 45							
4042K1-XT-5							
ISHARES MSCI EAFE INDEX FUND	56.86	145,000	8,244.70	7,872.86	371.84	255.05	3.09%
464287-46-5 EFA							
JPM INTL VALUE FD - SEL	12.86	2,232,143	28,705.36	25,000.00	3,705.36	1,203.12	4.19%
FUND 1296							
4812A0-56-5 JIES X							
MANNING & NAPIER FUND INC	7.75	8,606,272	66,698.61	69,514.74	(2,816.13)	1,041.35	1.56%
WORLD OPPORTUNITIES SERIES FUND							
563821-54-5 EXWA X							
<b>Total EAFE Equity</b>			<b>\$262,012.91</b>	<b>\$258,347.41</b>	<b>\$3,665.50</b>	<b>\$4,098.11</b>	<b>1.56%</b>



NELSON B DELAVAN FOUND. PART B ACCT. R53929307  
For the Period 12/1/12 to 12/31/12

	Price	Quantity	Value	Adjusted Tax Cost Original Cost	Unrealized Gain/Loss	Est. Annual Inc. Accrued Div	Yield
<b>European Large Cap Equity</b>							
DB MARKET PLUS SX5E 03/19/14	101.74	20,000,000	20,348.20	19,750.00	598.20		
80% CONTIN BARRIER- 7 6%CPN ,UNCAPPED INITIAL LEVEL-09/14/12 SX5E:2594.56 2515A1-LR-0							
<b>Asia ex-Japan Equity</b>							
DB BREN ASIA BASKET 03/20/13	105.78	20,000,000	21,156.80	19,800.00	1,356.80		
10%BUFFER-2 XLEV- 10%CAP 16%MAXRTRN INITIAL LEVEL-03/02/12 ASIA BASKET:100.00 2515A1-H9-5							
MATTHEWS PACIFIC TIGER INSTL FUND	24.41	2,833,415	69,163.66	58,000.00	11,163.66	572.34	0.83%
577130-83-4 MIPT X							
<b>Total Asia ex-Japan Equity</b>				<b>\$77,800.00</b>	<b>\$12,520.46</b>	<b>\$572.34</b>	<b>0.64%</b>
<b>Emerging Market Equity</b>							
DELAWARE EMERGING MARKETS FUND	14.41	1,587,898	22,881.61	24,945.87	(2,064.26)	225.48	0.99%
245914-81-7 DEMI X							
ISHARES MSCI EMERGING MARKET INDEX	44.35	503,000	22,308.05	20,927.42	1,380.63	374.73	1.68%
464287-23-4 EEM							
<b>Total Emerging Market Equity</b>				<b>\$45,873.29</b>	<b>(\$683.63)</b>	<b>\$600.21</b>	<b>1.33%</b>



NELSON B DELAVAN FOUND. PART B ACCT. R53329307  
 For the Period 12/1/12 to 12/31/12

	Price	Quantity	Value	Adjusted Tax Cost Original Cost	Unrealized Gain/Loss	Est Annual Inc. Accrued Div	Yield
<b>Global Equity</b>							
BNP DELTA ONE MSCI WORLD TR 6/14/13 100%A.F. UNCAPPED INITIAL LEVEL5/25/12 NDDUWI.3000.541 05567L-5F-0	114.13	30,000,000	34,237.70	29,700.00	4,537.70		
DB DELTA ONE MSCI WORLD TR 6/19/13 100%A.F. UNCAPPED INITIAL LEVEL-6/1/12 NDDUWI 2912 555 2515A1-K7-5	116.75	30,000,000	35,023.50	29,700.00	5,323.50		
<b>Total Global Equity</b>			<b>\$69,261.20</b>	<b>\$59,400.00</b>	<b>\$9,861.20</b>	<b>\$0.00</b>	<b>0.00 %</b>

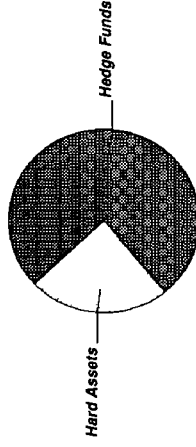


NELSON B DELAVAN FOUND. PART B ACCT. R53329307  
For the Period 12/1/12 to 12/31/12

## Alternative Assets Summary

Asset Categories	Beginning Estimated Value	Ending Estimated Value	Change In Value	Current Allocation
Hedge Funds	326,642.83	323,872.59	(2,770.24)	16%
Hard Assets	102,999.11	101,018.90	(1,980.21)	5%
<b>Total Value</b>	<b>\$429,641.94</b>	<b>\$424,891.49</b>	<b>(\$4,750.45)</b>	<b>21%</b>

### Asset Categories



Alternative Assets as a percentage of your portfolio - 21 %

## Alternative Assets Detail

Hedge Funds	Price	Quantity	Estimated Value	Cost
AIM INVT FDS BAL RISK ALL Y 00141V-69-7 ABR Y X	12.53	3,277.378	41,065.55	41,000.00
ARBITRAGE FUNDS - I CL I 03875R-20-5 ARBN X	12.77	6,194.205	79,100.00	81,000.00

J.P.Morgan



NELSON B DELAVAN FOUND, PART B ACCT. R53329307  
For the Period 12/1/12 to 12/31/12

	Price	Quantity	Estimated Value	Cost
<b>Hedge Funds</b>				
EATON VANCE FLOATING-RATE ADVANTAGE I 277923-63-7 EIFA X	11.10	3,668.022	40,715.04	39,944.76
EATON VANCE MUT FDS TR GB MACRO ABSOLUTE RTN I 277923-72-8 EIGM X	9.83	8,240.613	81,005.23	84,400.00
GATEWAY FUND - Y 367829-88-4 GTEY X	27.11	3,024.226	81,986.77	80,425.00
<b>Total Hedge Funds</b>			<b>\$323,872.59</b>	<b>\$326,769.76</b>
<b>Hard Assets</b>				
BARC PARTICIPATING GOLD NOTE 10/09/13 LNKD TO GOLDLNP 85%BARRIER, 17 50%MAXRTN 9/28/12; INITIAL STRIKE: 1776.00 06741T-HL-4	96.82	20,000.000	19,364.00	19,800.00
PIMCO COMMODITIES PLUS STRATEGY P 72201P-16-7 PCLP X	10.89	3,436.496	37,423.44	37,526.54
SPDR GOLD TRUST 78463V-10-7 GLD	162.02	273.000	44,231.46	38,927.35
<b>Total Hard Assets</b>			<b>\$101,018.90</b>	<b>\$96,253.89</b>

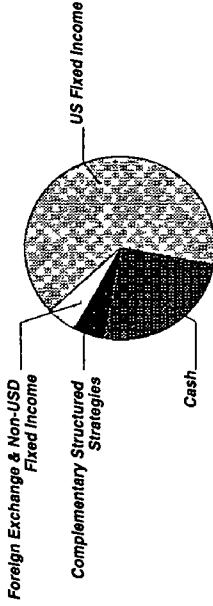
J.P.Morgan



NELSON B DELAVAN FOUND. PART B ACCT. R53929307  
For the Period 12/1/12 to 12/31/12

## Cash & Fixed Income Summary

Asset Categories	Beginning Market Value	Ending Market Value	Change In Value	Current Allocation
Cash	136,193.68	109,497.95	(26,695.73)	5%
US Fixed Income	272,164.80	271,837.75	(327.05)	13%
Complementary Structured Strategies	28,189.50	28,363.50	174.00	1%
Foreign Exchange & Non-USD Fixed Income	21,798.64	21,856.82	58.18	1%
<b>Total Value</b>	<b>\$458,346.62</b>	<b>\$431,556.02</b>	<b>(\$26,790.60)</b>	<b>20%</b>



Market Value/Cost	Current Period Value
Market Value	431,556.02
Tax Cost	419,857.89
Unrealized Gain/Loss	11,698.13
Estimated Annual Income	10,605.87
Accrued Interest	892.80
Yield	2.45%

Cash & Fixed Income as a percentage of your portfolio - 20 %

### SUMMARY BY MATURITY

Cash & Fixed Income	Market Value	% of Bond Portfolio
0-6 months <sup>1</sup>	417,190.52	97%
6-12 months <sup>1</sup>	14,365.50	3%
<b>Total Value</b>	<b>\$431,556.02</b>	<b>100%</b>

<sup>1</sup> The years indicate the number of years until the bond is scheduled to mature based on the statement end date. Some bonds may be called, or paid in full, before their stated maturity.

### SUMMARY BY TYPE

Cash & Fixed Income	Market Value	% of Bond Portfolio
Cash	109,497.95	25%
International Bonds	22,446.96	5%
Mutual Funds	271,247.61	64%
Complementary Structure	28,363.50	6%
<b>Total Value</b>	<b>\$431,556.02</b>	<b>100%</b>

J.P. Morgan



NELSON B DELAVAN FOUND. PART B ACCT. F53929307  
For the Period 12/1/12 to 12/31/12

Note: O - Bonds purchased at a discount show accretion.

<sup>1</sup> This is the Annual Percentage Yield (APY) which is the rate earned if balances remain on deposit for a full year with compounding, there is no change in the interest rate and all interest is left in the account.

### Cash & Fixed Income Detail

	Price	Quantity	Value	Adjusted Tax Cost Original Cost	Unrealized Gain/Loss	Est. Annual Income Accrued Interest	Yield
<b>Cash</b>							
US DOLLAR PRINCIPAL	1 00	109,497 95	109,497 95	109,497.95		32 84	0 03% <sup>1</sup>
<b>US Fixed Income</b>							
JPM STR INC OPP FD FUND 3844 4812A4-35-1	11.83	1,897.46	22,446.96	19,221 28	3,225.68	905.08 77 80	4.03 %
DOUBLELINE FDS TR TTL RTN BD I 258620-10-3	11.33	1,827 09	20,700 98	20,500 00	200 98	1,313 68 102.97	6.35 %
EATON VANCE FLOATING RATE I 277911-49-1	9 12	2,276 31	20,759 97	20,054.31	705.66	921.90 76 08	4.44 %
JPM HIGH YIELD FD - SEL FUND 3580 4812C0-80-3	8.14	7,128 41	58,025.28	51,007.66	7,017.62	4,098.83 370 68	7.06 %
JPM SHORT DURATION BOND FD - SEL FUND 3133 4812C1-33-0	10.99	9,654 68	106,104 90	104,833 22	1,271 68	1,593.02 125.51	1.50 %
JPM TR I MLT SC INCM SL 48121A-29-0	10.22	2,254.22	23,038 13	22,700 00	338 13	870 12 139 76	3.78 %



NELSON B DELAVAN FOUND. PART B ACCT. R53329307  
For the Period 12/1/12 to 12/31/12

	Price	Quantity	Value	Adjusted Tax Cost Original Cost	Unrealized Gain/Loss	Est. Annual Income Accrued Interest	Yield
<b>US Fixed Income</b>							
VANGUARD FI SECS F INTR TRM CP PT FUND 71 922031-88-5	10 32	2,011.78	20,761.53	20,500.00	261.53	744.35	3.59%
<b>Total US Fixed Income</b>			<b>\$271,837.75</b>	<b>\$258,816.47</b>	<b>\$13,021.28</b>	<b>\$10,446.98</b> <b>\$892.80</b>	<b>3.84%</b>
<b>Complementary Structured Strategies</b>							
O DB 95% PPN FX BASKET 2/1/13 LINKED TO MXN INR CNY & RUB VS USD 1.40XLEV, UNCAPPED 7/29/11 2515A1-B5-9	93 32	15,000 00	13,998 00	14,999 26 14,812 50	(1,001 26)		
O BARC 93% PPN CURRENCY BASKET 9/13/13 LINKED TO 3 CURRENCY BSKTS 50% 35% & 15% WEIGHT, UNCAPPED 9/9/11 06738K-UP-4	95 77	15,000 00	14,365 50	15,211 02 14,775 00	(845 52)		
<b>Total Complementary Structured Strategies</b>			<b>\$28,363.50</b>	<b>\$30,210.28</b> <b>\$29,587.50</b>	<b>(\$1,846.78)</b>	<b>\$0.00</b>	<b>0.00%</b>
<b>Foreign Exchange &amp; Non-USD Fixed Income</b>							
JPM INTL CURRENCY INCOME FD 4812A3-29-6	11.27	1,939 38	21,856.82	21,333.19	523.63	126.05	0.58%



NELSON B DELAVAN FOUND. PART B ACCT. R53329307  
 For the Period 12/1/12 to 12/31/12

### Other Summary

Asset Categories	Beginning Estimated Value	Ending Estimated Value	Change In Value	Current Allocation
Other	1.00	1.00	0.00	1%

Market Value/Cost	Current Period Value
Estimated Value	1.00

Note. \*\* Unrealized Gain/Loss is shown as "N/A" in cases where we do not have appropriate cost information for all tax lots comprising the position. Please contact your J.P. Morgan team for additional information

### Other Detail

Other	Price	Quantity	Value	Adjusted Cost Original Cost	Unrealized Gain/Loss	Accruals
AMENDMENT TO TRUST AGREEMENT 990015-47-1	100.00	1.000	1.00	N/A **	N/A	