



See a Social Security Number? Say Something!
Report Privacy Problems to <https://public.resource.org/privacy>
Or call the IRS Identity Theft Hotline at 1-800-908-4490



Form

990-PF

Department of the Treasury
Internal Revenue Service

Return of Private Foundation

or Section 4947(a)(1) Nonexempt Charitable Trust

Treated as a Private Foundation

Note. The foundation may be able to use a copy of this return to satisfy state reporting requirements





OMB No 1545-0052

2012

Open to Public Inspection

For calendar year 2012, or tax year beginning 01-01-2012 , and ending 12-31-2012

Name of foundation THE HAJIM FAMILY FOUNDATION		A Employer identification number 13-6893956	
Number and street (or P O box number if mail is not delivered to street address) C/O CBIZ MHM 1065 AVE OF AMERICAS		Room/suite	B Telephone number (see instructions) (212) 790-5700
City or town, state, and ZIP code NEW YORK, NY 10018		C If exemption application is pending, check here <input type="checkbox"/>	
G Check all that apply <input type="checkbox"/> Initial return <input type="checkbox"/> Initial return of a former public charity <input type="checkbox"/> Final return <input type="checkbox"/> Amended return <input type="checkbox"/> Address change <input type="checkbox"/> Name change		D 1. Foreign organizations, check here <input type="checkbox"/> 2. Foreign organizations meeting the 85% test, check here and attach computation <input type="checkbox"/>	
H Check type of organization <input checked="" type="checkbox"/> Section 501(c)(3) exempt private foundation <input type="checkbox"/> Section 4947(a)(1) nonexempt charitable trust <input type="checkbox"/> Other taxable private foundation		E If private foundation status was terminated under section 507(b)(1)(A), check here <input type="checkbox"/> F If the foundation is in a 60-month termination under section 507(b)(1)(B), check here <input type="checkbox"/>	
I Fair market value of all assets at end of year (from Part II, col. (c), line 16) <input checked="" type="checkbox"/> \$ 2,511,846		J Accounting method <input checked="" type="checkbox"/> Cash <input type="checkbox"/> Accrual <input type="checkbox"/> Other (specify) _____ (Part I, column (d) must be on cash basis.)	

Part I Analysis of Revenue and Expenses <small>(The total of amounts in columns (b), (c), and (d) may not necessarily equal the amounts in column (a) (see instructions))</small>		(a) Revenue and expenses per books	(b) Net investment income	(c) Adjusted net income	(d) Disbursements for charitable purposes (cash basis only)
Revenue	1 Contributions, gifts, grants, etc , received (attach schedule)				
	2 Check <input checked="" type="checkbox"/> if the foundation is not required to attach Sch B				
	3 Interest on savings and temporary cash investments				
	4 Dividends and interest from securities.	49,125	49,125		
	5a Gross rents				
	b Net rental income or (loss) _____				
	6a Net gain or (loss) from sale of assets not on line 10	138,595			
	b Gross sales price for all assets on line 6a _____ 4,624,138				
	7 Capital gain net income (from Part IV, line 2)		138,595		
	8 Net short-term capital gain				
	9 Income modifications				
	10a Gross sales less returns and allowances				
Operating and Administrative Expenses	b Less Cost of goods sold				
	c Gross profit or (loss) (attach schedule)				
	11 Other income (attach schedule)	 733	733		
	12 Total. Add lines 1 through 11	188,453	188,453		
	13 Compensation of officers, directors, trustees, etc	0	0		0
	14 Other employee salaries and wages				
	15 Pension plans, employee benefits				
	16a Legal fees (attach schedule)				
	b Accounting fees (attach schedule)	 9,800	4,900		4,900
	c Other professional fees (attach schedule)				
	17 Interest	259	0		0
	18 Taxes (attach schedule) (see instructions)	 10,349	635		0
	19 Depreciation (attach schedule) and depletion . . .				
	20 Occupancy				
	21 Travel, conferences, and meetings				
	22 Printing and publications				
	23 Other expenses (attach schedule)	 5,375	237		380
	24 Total operating and administrative expenses. Add lines 13 through 23	25,783	5,772		5,280
	25 Contributions, gifts, grants paid	274,876			274,876
	26 Total expenses and disbursements. Add lines 24 and 25	300,659	5,772		280,156
	27 Subtract line 26 from line 12				
	a Excess of revenue over expenses and disbursements	-112,206			
	b Net investment income (if negative, enter -0-)		182,681		
	c Adjusted net income (if negative, enter -0-)				

Part II

Balance Sheets

Attached schedules and amounts in the description column should be for end-of-year amounts only (See instructions)

		Beginning of year	End of year		
		(a) Book Value	(b) Book Value	(c) Fair Market Value	
Assets	1	Cash—non-interest-bearing	64,575	98,349	98,349
	2	Savings and temporary cash investments	240,576	1,043,698	1,043,698
	3	Accounts receivable ▶ _____ Less allowance for doubtful accounts ▶ _____			
	4	Pledges receivable ▶ _____ Less allowance for doubtful accounts ▶ _____			
	5	Grants receivable			
	6	Receivables due from officers, directors, trustees, and other disqualified persons (attach schedule) (see page 15 of the instructions)			
	7	Other notes and loans receivable (attach schedule) ▶ _____ Less allowance for doubtful accounts ▶ _____			
	8	Inventories for sale or use			
	9	Prepaid expenses and deferred charges			
	10a	Investments—U S and state government obligations (attach schedule)			
	b	Investments—corporate stock (attach schedule)	2,273,984	1,306,367	1,369,799
	c	Investments—corporate bonds (attach schedule).			
	11	Investments—land, buildings, and equipment basis ▶ _____ Less accumulated depreciation (attach schedule) ▶ _____			
	12	Investments—mortgage loans			
	13	Investments—other (attach schedule)			
	14	Land, buildings, and equipment basis ▶ _____ Less accumulated depreciation (attach schedule) ▶ _____			
15	Other assets (describe ▶ _____)				
16	Total assets (to be completed by all filers—see the instructions Also, see page 1, item I)	2,579,135	2,448,414	2,511,846	
Liabilities	17	Accounts payable and accrued expenses			
	18	Grants payable			
	19	Deferred revenue			
	20	Loans from officers, directors, trustees, and other disqualified persons			
	21	Mortgages and other notes payable (attach schedule)			
	22	Other liabilities (describe ▶ _____)	19,010	0	
	23	Total liabilities (add lines 17 through 22)	19,010	0	
Net Assets or Fund Balances		Foundations that follow SFAS 117, check here <input type="checkbox"/> and complete lines 24 through 26 and lines 30 and 31.			
	24	Unrestricted			
	25	Temporarily restricted			
	26	Permanently restricted			
		Foundations that do not follow SFAS 117, check here <input checked="" type="checkbox"/> and complete lines 27 through 31.			
	27	Capital stock, trust principal, or current funds	0	0	
	28	Paid-in or capital surplus, or land, bldg , and equipment fund	0	0	
	29	Retained earnings, accumulated income, endowment, or other funds	2,560,125	2,448,414	
	30	Total net assets or fund balances (see page 17 of the instructions)	2,560,125	2,448,414	
	31	Total liabilities and net assets/fund balances (see page 17 of the instructions)	2,579,135	2,448,414	

Part III

Analysis of Changes in Net Assets or Fund Balances

1	Total net assets or fund balances at beginning of year—Part II, column (a), line 30 (must agree with end-of-year figure reported on prior year’s return)	1	2,560,125
2	Enter amount from Part I, line 27a	2	-112,206
3	Other increases not included in line 2 (itemize) ▶ _____	3	495
4	Add lines 1, 2, and 3	4	2,448,414
5	Decreases not included in line 2 (itemize) ▶ _____	5	0
6	Total net assets or fund balances at end of year (line 4 minus line 5)—Part II, column (b), line 30	6	2,448,414

Part IV

Capital Gains and Losses for Tax on Investment Income

(a) List and describe the kind(s) of property sold (e g , real estate, 2-story brick warehouse, or common stock, 200 shs MLC Co)		(b) How acquired P—Purchase D—Donation	(c) Date acquired (mo , day, yr)	(d) Date sold (mo , day, yr)
1 a	THRU JEFFERIES#0659-SCH #1	P		
b	THRU JEFFERIES#0659-SCH #1	P		
c	PTP ADJUSTMENT - KKR FINANCIAL HOLDINGS LLC	P		
d		P		
e				

(e) Gross sales price	(f) Depreciation allowed (or allowable)	(g) Cost or other basis plus expense of sale	(h) Gain or (loss) (e) plus (f) minus (g)
a 4,148,191		3,964,580	183,611
b 475,947		520,752	-44,805
c			-211
d			0
e			

Complete only for assets showing gain in column (h) and owned by the foundation on 12/31/69

(i) F M V as of 12/31/69	(j) Adjusted basis as of 12/31/69	(k) Excess of col (i) over col (j), if any	(l) Gains (Col (h) gain minus col (k), but not less than -0-) or Losses (from col (h))
a			183,611
b			-44,805
c			-211
d			0
e			

2 Capital gain net income or (net capital loss)	{ If gain, also enter in Part I, line 7 If (loss), enter -0- in Part I, line 7 }	2	138,595
3 Net short-term capital gain or (loss) as defined in sections 1222(5) and (6) If gain, also enter in Part I, line 8, column (c) (see instructions) If (loss), enter -0- in Part I, line 8		3	

Part V

Qualification Under Section 4940(e) for Reduced Tax on Net Investment Income

(For optional use by domestic private foundations subject to the section 4940(a) tax on net investment income)

If section 4940(d)(2) applies, leave this part blank

Was the foundation liable for the section 4942 tax on the distributable amount of any year in the base period? ☐ Yes ☒ No

If "Yes," the foundation does not qualify under section 4940(e) Do not complete this part

1 Enter the appropriate amount in each column for each year, see page 18 of the instructions before making any entries

(a) Base period years Calendar year (or tax year beginning in)	(b) Adjusted qualifying distributions	(c) Net value of noncharitable-use assets	(d) Distribution ratio (col (b) divided by col (c))
2011	283,390	2,957,927	0 095807
2010	278,490	3,141,728	0 088642
2009	282,891	3,039,328	0 093077
2008	280,385	3,645,287	0 076917
2007	330,150	4,214,398	0 078339

2 Total of line 1, column (d).	2	0 432782
3 Average distribution ratio for the 5-year base period—divide the total on line 2 by 5, or by the number of years the foundation has been in existence if less than 5 years	3	0 086556
4 Enter the net value of noncharitable-use assets for 2012 from Part X, line 5.	4	2,594,470
5 Multiply line 4 by line 3.	5	224,567
6 Enter 1% of net investment income (1% of Part I, line 27b).	6	1,827
7 Add lines 5 and 6.	7	226,394
8 Enter qualifying distributions from Part XII, line 4.	8	280,156

If line 8 is equal to or greater than line 7, check the box in Part VI, line 1b, and complete that part using a 1% tax rate See
the Part VI instructions

Part VIExcise Tax Based on Investment Income (Section 4940(a), 4940(b), 4940(e), or 4948—see page 18 of the instructions)

1a		Exempt operating foundations described in section 4940(d)(2), check here <input type="checkbox"/> and enter "N/A" on line 1			
		Date of ruling or determination letter _____ (attach copy of letter if necessary—see instructions)			
b		Domestic foundations that meet the section 4940(e) requirements in Part V, check here <input checked="" type="checkbox"/> and enter 1% of Part I, line 27b		1	1,827
c		All other domestic foundations enter 2% of line 27b Exempt foreign organizations enter 4% of Part I, line 12, col (b)			
2		Tax under section 511 (domestic section 4947(a)(1) trusts and taxable foundations only Others enter -0-)		2	0
3		Add lines 1 and 2.		3	1,827
4		Subtitle A (income) tax (domestic section 4947(a)(1) trusts and taxable foundations only Others enter -0-)		4	0
5		Tax based on investment income. Subtract line 4 from line 3 If zero or less, enter -0-		5	1,827
6		Credits/Payments			
a		2012 estimated tax payments and 2011 overpayment credited to 2012	6a	7,560	
b		Exempt foreign organizations—tax withheld at source	6b		
c		Tax paid with application for extension of time to file (Form 8868)	6c		
d		Backup withholding erroneously withheld	6d		
7		Total credits and payments Add lines 6a through 6d.		7	7,560
8		Enter any penalty for underpayment of estimated tax Check here <input checked="" type="checkbox"/> if Form 2220 is attached		8	
9		Tax due. If the total of lines 5 and 8 is more than line 7, enter amount owed		9	
10		Overpayment. If line 7 is more than the total of lines 5 and 8, enter the amount overpaid.		10	5,733
11		Enter the amount of line 10 to be Credited to 2013 estimated tax	5,733	Refunded	0

Part VII-AStatements Regarding Activities

1a	During the tax year, did the foundation attempt to influence any national, state, or local legislation or did it participate or intervene in any political campaign?		Yes	No
		1a		No
b	Did it spend more than \$100 during the year (either directly or indirectly) for political purposes (see page 19 of the instructions for definition)?			No
	If the answer is "Yes" to 1a or 1b, attach a detailed description of the activities and copies of any materials published or distributed by the foundation in connection with the activities.			
c	Did the foundation file Form 1120-POL for this year?	1c		No
d	Enter the amount (if any) of tax on political expenditures (section 4955) imposed during the year (1) On the foundation \$ _____ 0 (2) On foundation managers \$ _____ 0			
e	Enter the reimbursement (if any) paid by the foundation during the year for political expenditure tax imposed on foundation managers \$ _____ 0			
2	Has the foundation engaged in any activities that have not previously been reported to the IRS? If "Yes," attach a detailed description of the activities.	2		No
3	Has the foundation made any changes, not previously reported to the IRS, in its governing instrument, articles of incorporation, or bylaws, or other similar instruments? If "Yes," attach a conformed copy of the changes	3		No
4a	Did the foundation have unrelated business gross income of \$1,000 or more during the year?	4a	Yes	
b	If "Yes," has it filed a tax return on Form 990-T for this year?	4b	Yes	
5	Was there a liquidation, termination, dissolution, or substantial contraction during the year? If "Yes," attach the statement required by General Instruction T.	5		No
6	Are the requirements of section 508(e) (relating to sections 4941 through 4945) satisfied either • By language in the governing instrument, or • By state legislation that effectively amends the governing instrument so that no mandatory directions that conflict with the state law remain in the governing instrument?	6	Yes	
7	Did the foundation have at least \$5,000 in assets at any time during the year? If "Yes," complete Part II, col (c), and Part XV	7	Yes	
8a	Enter the states to which the foundation reports or with which it is registered (see instructions) NY _____			
b	If the answer is "Yes" to line 7, has the foundation furnished a copy of Form 990-PF to the Attorney General (or designate) of each state as required by General Instruction G? If "No," attach explanation .	8b	Yes	
9	Is the foundation claiming status as a private operating foundation within the meaning of section 4942(j)(3) or 4942(j)(5) for calendar year 2012 or the taxable year beginning in 2012 (see instructions for Part XIV)? If "Yes," complete Part XIV	9		No
10	Did any persons become substantial contributors during the tax year? If "Yes," attach a schedule listing their names and addresses	10		No

Part VII-A

Statements Regarding Activities *(continued)*

11	At any time during the year, did the foundation, directly or indirectly, own a controlled entity within the meaning of section 512(b)(13)? If "Yes," attach schedule (see instructions).	11		No
12	Did the foundation make a distribution to a donor advised fund over which the foundation or a disqualified person had advisory privileges? If "Yes," attach statement (see instructions)	12		No
13	Did the foundation comply with the public inspection requirements for its annual returns and exemption application?	13	Yes	
Website address ▶N/A				
14	The books are in care of ▶CO CBIZ MHM LLC Telephone no ▶(212) 790-5700 Located at ▶1065 AVE OF THE AMERICAS NEW YORK NY ZIP +4 ▶10018			
15	Section 4947(a)(1) nonexempt charitable trusts filing Form 990-PF in lieu of Form 1041 —Check here ▶ <input type="checkbox"/> and enter the amount of tax-exempt interest received or accrued during the year ▶	15		
16	At any time during calendar year 2012, did the foundation have an interest in or a signature or other authority over a bank, securities, or other financial account in a foreign country?	16		No
See instructions for exceptions and filing requirements for Form TD F 90-22.1 If "Yes", enter the name of the foreign country ▶				

Part VII-B

Statements Regarding Activities for Which Form 4720 May Be Required

File Form 4720 if any item is checked in the "Yes" column, unless an exception applies.			Yes	No
1a	During the year did the foundation (either directly or indirectly) (1) Engage in the sale or exchange, or leasing of property with a disqualified person? <input type="checkbox"/> Yes <input checked="" type="checkbox"/> No (2) Borrow money from, lend money to, or otherwise extend credit to (or accept it from) a disqualified person?. <input type="checkbox"/> Yes <input checked="" type="checkbox"/> No (3) Furnish goods, services, or facilities to (or accept them from) a disqualified person? <input type="checkbox"/> Yes <input checked="" type="checkbox"/> No (4) Pay compensation to, or pay or reimburse the expenses of, a disqualified person? <input type="checkbox"/> Yes <input checked="" type="checkbox"/> No (5) Transfer any income or assets to a disqualified person (or make any of either available for the benefit or use of a disqualified person)?. <input type="checkbox"/> Yes <input checked="" type="checkbox"/> No (6) Agree to pay money or property to a government official? (Exception. Check "No" if the foundation agreed to make a grant to or to employ the official for a period after termination of government service, if terminating within 90 days). <input type="checkbox"/> Yes <input checked="" type="checkbox"/> No			
b	If any answer is "Yes" to 1a(1)–(6), did any of the acts fail to qualify under the exceptions described in Regulations section 53.4941(d)-3 or in a current notice regarding disaster assistance (see page 20 of the instructions)?. . . Organizations relying on a current notice regarding disaster assistance check here. ▶ <input type="checkbox"/>	1b		
c	Did the foundation engage in a prior year in any of the acts described in 1a, other than excepted acts, that were not corrected before the first day of the tax year beginning in 2012?.	1c		No
2	Taxes on failure to distribute income (section 4942) (does not apply for years the foundation was a private operating foundation defined in section 4942(j)(3) or 4942(j)(5))			
a	At the end of tax year 2012, did the foundation have any undistributed income (lines 6d and 6e, Part XIII) for tax year(s) beginning before 2012?. <input type="checkbox"/> Yes <input checked="" type="checkbox"/> No If "Yes," list the years ▶ 20____, 20____, 20____, 20____			
b	Are there any years listed in 2a for which the foundation is not applying the provisions of section 4942(a)(2) (relating to incorrect valuation of assets) to the year's undistributed income? (If applying section 4942(a)(2) to all years listed, answer "No" and attach statement—see instructions).	2b		
c	If the provisions of section 4942(a)(2) are being applied to any of the years listed in 2a, list the years here ▶ 20____, 20____, 20____, 20____			
3a	Did the foundation hold more than a 2% direct or indirect interest in any business enterprise at any time during the year?. <input type="checkbox"/> Yes <input checked="" type="checkbox"/> No			
b	If "Yes," did it have excess business holdings in 2012 as a result of (1) any purchase by the foundation or disqualified persons after May 26, 1969, (2) the lapse of the 5-year period (or longer period approved by the Commissioner under section 4943(c)(7)) to dispose of holdings acquired by gift or bequest, or (3) the lapse of the 10-, 15-, or 20-year first phase holding period? (<i>Use Schedule C, Form 4720, to determine if the foundation had excess business holdings in 2012.</i>).	3b		
4a	Did the foundation invest during the year any amount in a manner that would jeopardize its charitable purposes?	4a		No
b	Did the foundation make any investment in a prior year (but after December 31, 1969) that could jeopardize its charitable purpose that had not been removed from jeopardy before the first day of the tax year beginning in 2012?	4b		No

Part VII-B

Statements Regarding Activities for Which Form 4720 May Be Required (continued)

5a During the year did the foundation pay or incur any amount to				
(1) Carry on propaganda, or otherwise attempt to influence legislation (section 4945(e))?		<input type="checkbox"/> Yes	<input checked="" type="checkbox"/> No	
(2) Influence the outcome of any specific public election (see section 4955), or to carry on, directly or indirectly, any voter registration drive?		<input type="checkbox"/> Yes	<input checked="" type="checkbox"/> No	
(3) Provide a grant to an individual for travel, study, or other similar purposes?		<input type="checkbox"/> Yes	<input checked="" type="checkbox"/> No	
(4) Provide a grant to an organization other than a charitable, etc , organization described in section 509(a)(1), (2), or (3), or section 4940(d)(2)? (see instructions).		<input type="checkbox"/> Yes	<input checked="" type="checkbox"/> No	
(5) Provide for any purpose other than religious, charitable, scientific, literary, or educational purposes, or for the prevention of cruelty to children or animals?		<input type="checkbox"/> Yes	<input checked="" type="checkbox"/> No	
b If any answer is "Yes" to 5a(1)–(5), did any of the transactions fail to qualify under the exceptions described in Regulations section 53.4945 or in a current notice regarding disaster assistance (see instructions)?		5b		
Organizations relying on a current notice regarding disaster assistance check here.				
c If the answer is "Yes" to question 5a(4), does the foundation claim exemption from the tax because it maintained expenditure responsibility for the grant?		<input type="checkbox"/> Yes	<input type="checkbox"/> No	
If "Yes," attach the statement required by Regulations section 53.4945–5(d).				
6a Did the foundation, during the year, receive any funds, directly or indirectly, to pay premiums on a personal benefit contract?		<input type="checkbox"/> Yes	<input checked="" type="checkbox"/> No	
b Did the foundation, during the year, pay premiums, directly or indirectly, on a personal benefit contract?		6b		No
If "Yes" to 6b, file Form 8870.				
7a At any time during the tax year, was the foundation a party to a prohibited tax shelter transaction?		<input type="checkbox"/> Yes	<input checked="" type="checkbox"/> No	
b If yes, did the foundation receive any proceeds or have any net income attributable to the transaction?		7b		

Part VIII

Information About Officers, Directors, Trustees, Foundation Managers, Highly Paid Employees, and Contractors

1 List all officers, directors, trustees, foundation managers and their compensation (see instructions).				
(a) Name and address	(b) Title, and average hours per week devoted to position	(c) Compensation (If not paid, enter -0-)	(d) Contributions to employee benefit plans and deferred compensation	(e) Expense account, other allowances
BARBARA HAJIM	TRUSTEE	0	0	0
C/O CBIZ 1065 AVE OF AMERICAS NEW YORK, NY 10018	2 00			
EDMUND A HAJIM	TRUSTEE	0	0	0
C/O CBIZ 1065 AVE OF AMERICAS NEW YORK, NY 10018	0 50			
2 Compensation of five highest-paid employees (other than those included on line 1—see instructions). If none, enter "NONE."				
(a) Name and address of each employee paid more than \$50,000	(b) Title, and average hours per week devoted to position	(c) Compensation	(d) Contributions to employee benefit plans and deferred compensation	(e) Expense account, other allowances
NONE				
Total number of other employees paid over \$50,000.				0

Part VIII

Information About Officers, Directors, Trustees, Foundation Managers, Highly Paid Employees, and Contractors (continued)

3 Five highest-paid independent contractors for professional services (see instructions). If none, enter "NONE".		
(a) Name and address of each person paid more than \$50,000	(b) Type of service	(c) Compensation
NONE		
Total number of others receiving over \$50,000 for professional services.		0

Part IX-A

Summary of Direct Charitable Activities

List the foundation's four largest direct charitable activities during the tax year. Include relevant statistical information such as the number of organizations and other beneficiaries served, conferences convened, research papers produced, etc.	Expenses
1	
2	
3	
4	

Part IX-B

Summary of Program-Related Investments (see instructions)

Describe the two largest program-related investments made by the foundation during the tax year on lines 1 and 2	Amount
1	
2	
All other program-related investments. See page 24 of the instructions.	
3	
Total. Add lines 1 through 3.	0

Part X

Minimum Investment Return (All domestic foundations must complete this part. Foreign foundations, see instructions.)

1	Fair market value of assets not used (or held for use) directly in carrying out charitable, etc , purposes		
a	Average monthly fair market value of securities.	1a	1,735,635
b	Average of monthly cash balances.	1b	898,345
c	Fair market value of all other assets (see instructions).	1c	0
d	Total (add lines 1a, b, and c).	1d	2,633,980
e	Reduction claimed for blockage or other factors reported on lines 1a and 1c (attach detailed explanation).	1e	0
2	Acquisition indebtedness applicable to line 1 assets.	2	0
3	Subtract line 2 from line 1d.	3	2,633,980
4	Cash deemed held for charitable activities Enter 1 1/2% of line 3 (for greater amount, see instructions).	4	39,510
5	Net value of noncharitable-use assets. Subtract line 4 from line 3 Enter here and on Part V, line 4	5	2,594,470
6	Minimum investment return. Enter 5% of line 5.	6	129,724

Part XI

Distributable Amount (see instructions) (Section 4942(j)(3) and (j)(5) private operating foundations and certain foreign organizations check here ☒ and do not complete this part.)

1	Minimum investment return from Part X, line 6.	1	129,724
2a	Tax on investment income for 2012 from Part VI, line 5.	2a	1,827
b	Income tax for 2012 (This does not include the tax from Part VI).	2b	499
c	Add lines 2a and 2b.	2c	2,326
3	Distributable amount before adjustments Subtract line 2c from line 1.	3	127,398
4	Recoveries of amounts treated as qualifying distributions.	4	0
5	Add lines 3 and 4.	5	127,398
6	Deduction from distributable amount (see instructions).	6	0
7	Distributable amount as adjusted Subtract line 6 from line 5 Enter here and on Part XIII, line 1.	7	127,398

Part XII

Qualifying Distributions (see instructions)

1	Amounts paid (including administrative expenses) to accomplish charitable, etc , purposes		
a	Expenses, contributions, gifts, etc —total from Part I, column (d), line 26.	1a	280,156
b	Program-related investments—total from Part IX-B.	1b	0
2	Amounts paid to acquire assets used (or held for use) directly in carrying out charitable, etc , purposes.	2	
3	Amounts set aside for specific charitable projects that satisfy the		
a	Suitability test (prior IRS approval required).	3a	
b	Cash distribution test (attach the required schedule).	3b	
4	Qualifying distributions. Add lines 1a through 3b Enter here and on Part V, line 8, and Part XIII, line 4	4	280,156
5	Foundations that qualify under section 4940(e) for the reduced rate of tax on net investment income Enter 1% of Part I, line 27b (see instructions).	5	1,827
6	Adjusted qualifying distributions. Subtract line 5 from line 4.	6	278,329
Note: The amount on line 6 will be used in Part V, column (b), in subsequent years when calculating whether the foundation qualifies for the section 4940(e) reduction of tax in those years			

Part XIII

Undistributed Income (see instructions)

	(a) Corpus	(b) Years prior to 2011	(c) 2011	(d) 2012
1 Distributable amount for 2012 from Part XI, line 7				127,398
2 Undistributed income, if any, as of the end of 2012				
a Enter amount for 2011 only.			0	
b Total for prior years 20__ , 20__ , 20__		0		
3 Excess distributions carryover, if any, to 2012				
a From 2007.	330,150			
b From 2008.	280,385			
c From 2009.	284,368			
d From 2010.	278,490			
e From 2011.	284,070			
f Total of lines 3a through e.	1,457,463			
4 Qualifying distributions for 2012 from Part XII, line 4 ▶ \$ 280,156				
a Applied to 2011, but not more than line 2a			0	
b Applied to undistributed income of prior years (Election required—see instructions).		0		
c Treated as distributions out of corpus (Election required—see instructions).	280,156			
d Applied to 2012 distributable amount.				0
e Remaining amount distributed out of corpus	0			
5 Excess distributions carryover applied to 2012 (If an amount appears in column (d), the same amount must be shown in column (a).)	127,398			127,398
6 Enter the net total of each column as indicated below:				
a Corpus Add lines 3f, 4c, and 4e Subtract line 5	1,610,221			
b Prior years' undistributed income Subtract line 4b from line 2b.		0		
c Enter the amount of prior years' undistributed income for which a notice of deficiency has been issued, or on which the section 4942(a) tax has been previously assessed.		0		
d Subtract line 6c from line 6b Taxable amount—see instructions		0		
e Undistributed income for 2011 Subtract line 4a from line 2a Taxable amount—see instructions			0	
f Undistributed income for 2012 Subtract lines 4d and 5 from line 1 This amount must be distributed in 2013				0
7 Amounts treated as distributions out of corpus to satisfy requirements imposed by section 170(b)(1)(F) or 4942(g)(3) (see instructions).	0			
8 Excess distributions carryover from 2007 not applied on line 5 or line 7 (see instructions). . .	202,752			
9 Excess distributions carryover to 2013. Subtract lines 7 and 8 from line 6a	1,407,469			
10 Analysis of line 9				
a Excess from 2008. . . .	280,385			
b Excess from 2009. . . .	284,368			
c Excess from 2010. . . .	278,490			
d Excess from 2011. . . .	284,070			
e Excess from 2012. . . .	280,156			

Part XIV

Private Operating Foundations (see instructions and Part VII-A, question 9)

1a

If the foundation has received a ruling or determination letter that it is a private operating foundation, and the ruling is effective for 2012, enter the date of the ruling.

b

Check box to indicate whether the organization is a private operating foundation described in section 4942(j)(3) or 4942(j)(5)

☐ 4942(j)(3) or ☐ 4942(j)(5)

2a	Enter the lesser of the adjusted net income from Part I or the minimum investment return from Part X for each year listed.	Tax year	Prior 3 years			(e) Total
		(a) 2012	(b) 2011	(c) 2010	(d) 2009	
b	85% of line 2a					
c	Qualifying distributions from Part XII, line 4 for each year listed.					
d	Amounts included in line 2c not used directly for active conduct of exempt activities.					
e	Qualifying distributions made directly for active conduct of exempt activities. Subtract line 2d from line 2c.					
3	Complete 3a, b, or c for the alternative test relied upon					
a	"Assets" alternative test—enter					
	(1) Value of all assets					
	(2) Value of assets qualifying under section 4942(j)(3)(B)(i)					
b	"Endowment" alternative test— enter 2/3 of minimum investment return shown in Part X, line 6 for each year listed.					
c	"Support" alternative test—enter					
	(1) Total support other than gross investment income (interest, dividends, rents, payments on securities loans (section 512(a)(5)), or royalties).					
	(2) Support from general public and 5 or more exempt organizations as provided in section 4942(j)(3)(B)(iii).					
	(3) Largest amount of support from an exempt organization					
	(4) Gross investment income					

Part XV

Supplementary Information (Complete this part only if the organization had \$5,000 or more in assets at any time during the year—see instructions.)

1

Information Regarding Foundation Managers:

a

List any managers of the foundation who have contributed more than 2% of the total contributions received by the foundation before the close of any tax year (but only if they have contributed more than \$5,000) (See section 507(d)(2))

EDMUND A HAJIM

b

List any managers of the foundation who own 10% or more of the stock of a corporation (or an equally large portion of the ownership of a partnership or other entity) of which the foundation has a 10% or greater interest

2

Information Regarding Contribution, Grant, Gift, Loan, Scholarship, etc., Programs:

Check here ☒ if the foundation only makes contributions to preselected charitable organizations and does not accept unsolicited requests for funds. If the foundation makes gifts, grants, etc. (see instructions) to individuals or organizations under other conditions, complete items 2a, b, c, and d.

a

The name, address, and telephone number of the person to whom applications should be addressed

b

The form in which applications should be submitted and information and materials they should include

c

Any submission deadlines

d

Any restrictions or limitations on awards, such as by geographical areas, charitable fields, kinds of institutions, or other factors

3 Grants and Contributions Paid During the Year or Approved for Future Payment

Form **990-PF** (2012)

Enter gross amounts unless otherwise indicated	Unrelated business income		Excluded by section 512, 513, or 514		(e) Related or exempt function income (See instructions)
	(a) Business code	(b) Amount	(c) Exclusion code	(d) Amount	
1 Program service revenue					
a _____					
b _____					
c _____					
d _____					
e _____					
f _____					
g Fees and contracts from government agencies					
2 Membership dues and assessments.					
3 Interest on savings and temporary cash investments					
4 Dividends and interest from securities.			14	49,125	
5 Net rental income or (loss) from real estate					
a Debt-financed property.					
b Not debt-financed property.					
6 Net rental income or (loss) from personal property					
7 Other investment income.			14	733	
8 Gain or (loss) from sales of assets other than inventory			18	138,595	
9 Net income or (loss) from special events					
10 Gross profit or (loss) from sales of inventory. . .					
11 Other revenue a _____					
b _____					
c _____					
d _____					
e _____					
12 Subtotal. Add columns (b), (d), and (e). . .		0		188,453	0
13 Total. Add line 12, columns (b), (d), and (e).			13	188,453	188,453

[illegible]

1 Did the organization directly or indirectly engage in any of the following with any other organization described in section 501(c) of the Code (other than section 501(c)(3) organizations) or in section 527, relating to political organizations?		Yes	No
a Transfers from the reporting foundation to a noncharitable exempt organization of			
(1) Cash.	1a(1)		No
(2) Other assets.	1a(2)		No
b Other transactions			
(1) Sales of assets to a noncharitable exempt organization.	1b(1)		No
(2) Purchases of assets from a noncharitable exempt organization.	1b(2)		No
(3) Rental of facilities, equipment, or other assets.	1b(3)		No
(4) Reimbursement arrangements.	1b(4)		No
(5) Loans or loan guarantees.	1b(5)		No
(6) Performance of services or membership or fundraising solicitations.	1b(6)		No
c Sharing of facilities, equipment, mailing lists, other assets, or paid employees.	1c		No
d If the answer to any of the above is "Yes," complete the following schedule. Column (b) should always show the fair market value of the goods, other assets, or services given by the reporting foundation. If the foundation received less than fair market value in any transaction or sharing arrangement, show in column (d) the value of the goods, other assets, or services received.			



[illegible]

2a Is the foundation directly or indirectly affiliated with, or related to, one or more tax-exempt organizations described in section 501(c) of the Code (other than section 501(c)(3)) or in section 527? ☐ Yes ☒ No

b If "Yes," complete the following schedule

(a) Name of organization	(b) Type of organization	(c) Description of relationship

Sign Here Under penalties of perjury, I declare that I have examined this return, including accompanying schedules and statements, and to the best of my knowledge and belief, it is true, correct, and complete Declaration of preparer (other than taxpayer or fiduciary) is based on all information of which preparer has any knowledge

 Signature of officer or trustee 2013-05-06 Date  Title

May the IRS discuss this return with the preparer shown below (see instr)? ☒ Yes ☐ No

Paid Preparer Use Only	Print/Type preparer's name	Preparer's Signature	Date	Check if self-employed <input checked="checked" type="checkbox"/>	PTIN P00832934
	LINDA MCCARTY	LINDA MCCARTY			
	Firm's name <input type="checkbox"/>	CBIZ MHM LLC		Firm's EIN <input type="checkbox"/> 34-1883473	
		1065 AVENUE OF THE AMERICAS			
	Firm's address <input type="checkbox"/>	NEW YORK, NY 10018		Phone no (212) 790-5700	

TY 2012 Taxes Schedule**Name:** THE HAJIM FAMILY FOUNDATION**EIN:** 13-6893956

Category	Amount	Net Investment Income	Adjusted Net Income	Disbursements for Charitable Purposes
	3,463	0		0
FOREIGN TAXES	635	635		0
NY CORP TAX	1,843	0		0
	3,527	0		0
FEDERAL EXCISE TAX-990-PF 2010 AMENDED	881	0		0

TY 2012 Accounting Fees Schedule

Name: THE HAJIM FAMILY FOUNDATION

EIN: 13-6893956

Category	Amount	Net Investment Income	Adjusted Net Income	Disbursements for Charitable Purposes
TAX PREPARATION FEE	9,800	4,900		4,900

TY 2012 Distribution from Corpus Election

Name: THE HAJIM FAMILY FOUNDATION

EIN: 13-6893956

Election: THE HAJIM FAMILY FOUNDATION EIN: 13-6893956 ELECTION TO
DISTRIBUTE CORPUS YEAR ENDED DECEMBER 31, 2012 PURSUANT
TO CODE SECTION 494(H)(S) AND REGULATIONS SECTION 53.4942
(A)-3(D)(2), THE FOUNDATION HEREBY ELECTS TO TREAT
QUALIFYING DISTRIBUTIONS IN THE AMOUNT OF \$280,156 FOR
THE YEAR ENDED DECEMBER 31, 2012 AS MADE OUT OF CORPUS.

MANAGER

TY 2012 Investments Corporate Stock Schedule

Name: THE HAJIM FAMILY FOUNDATION

EIN: 13-6893956

Name of Stock	End of Year Book Value	End of Year Fair Market Value
THRU JEFFERIES-A M CASTLE & CO	92,851	103,390
THRU JEFFERIES-AIG PRIVATE EQUITY INC.	0	0
THRU JEFFERIES-AP ALTERNATIVE ASSETS LP	88,086	177,600
THRU JEFFERIES-BLYTH INC.	0	0
THRU JEFFERIES-FREEPORT MCMORAN COPPER & GOLD INC	96,295	102,600
THRU JEFFERIES-HI CRUSH PARTNERS LP	117,757	90,540
THRU JEFFERIES-ISHARES TR DOW JONES	0	0
THRU JEFFERIES-ISHARES TR RUSSELL 2000 INDEX	0	0
THRU JEFFERIES-ISTAR FINANCIAL INC.	236,566	244,500
THRU JEFFERIES-JAPAN SMALLER CAPITALIZATION INC.	35,944	36,000
THRU JEFFERIES-JPMORGAN CHASE & CO.	0	0
THRU JEFFERIES-KKR FINANCIAL HOLDINGS LLC	71,065	84,480
THRU JEFFERIES-MARKET VECTOR JR.GOLD MINER	47,083	39,580
THRU JEFFERIES-METLIFE	174,370	164,700
THRU JEFFERIES-OXFORD LANE CAPITAL CORP	142,701	153,899
THRU JEFFERIES-PETROLEO BRASILEIRO	0	0
THRU JEFFERIES-PRIMUS TELECOMMUNICATIONS GROUP	122,911	97,830
THRU JEFFERIES-SPDR GOLD TR	0	0
THRU JEFFERIES-SPDR S&P 500 ETF TR	0	0
THRU JEFFERIES-TEVA PHARMACEUTICAL INDUSTRIES	80,738	74,680
THRU JEFFERIES-VANGUARD INT'L EQUITY FD MSCI EMERGING MKTS	0	0
THRU JEFFERIES-XEROX INC.	0	0

TY 2012 Other Expenses Schedule**Name:** THE HAJIM FAMILY FOUNDATION**EIN:** 13-6893956

Description	Revenue and Expenses per Books	Net Investment Income	Adjusted Net Income	Disbursements for Charitable Purposes
NYS FILING FEE	250	0		250
NY LAW JOURNAL	130	0		130
BANK FEES	237	237		0
OTHER EXPENDITURES	4,758	0		0

TY 2012 Other Income Schedule

Name: THE HAJIM FAMILY FOUNDATION

EIN: 13-6893956

Description	Revenue And Expenses Per Books	Net Investment Income	Adjusted Net Income
THRU PARTNERSHIPS	734	734	734
THRU JEFFERIES & CO - 988 LOSS	-1	-1	-1

TY 2012 Other Increases Schedule

Name: THE HAJIM FAMILY FOUNDATION

EIN: 13-6893956

Description	Amount
OTHER CURRENT YEAR ADJUSTMENTS	495

TY 2012 Other Liabilities Schedule

Name: THE HAJIM FAMILY FOUNDATION

EIN: 13-6893956

Description	Beginning of Year - Book Value	End of Year - Book Value
OUTSTANDING CHECKS	16,600	0
THRU JEFFERIES-EQUITY CALL OPTIONS	2,410	0

Realized Gain/Loss - YTD

Page 1 of 7

43100659 -Hajim Family Foundation

Report Date:12/31/2011

Base Currency: USD

Close Date	Open Date	Tran Type	Settle Ccy	Lot ID	Quantity	Unit Cost	Total Cost	Unit Proceeds	Proceeds	ST Gain/Loss	LT Gain/Loss	FX Gain/Loss	Total Gain/Loss
Trading Activity													
AGO													
ASSURED GUARANTY LTD													
02/23/2011	02/01/2011	Sell	USD	3920627	2,000	15.06	30,116.00	15.24	30,471.21	355.21	0.00	0.00	355.21
08/01/2011	02/01/2011	Sell	USD	3920627	2,000	15.06	30,116.00	13.97	27,941.66	(2,174.34)	0.00	0.00	(2,174.34)
08/04/2011	02/01/2011	Sell	USD	3920627	1,000	15.06	15,058.00	13.34	13,335.34	(1,722.66)	0.00	0.00	(1,722.66)
08/04/2011	02/02/2011	Sell	USD	3925395	1,000	15.29	15,292.20	13.34	13,335.34	(1,956.86)	0.00	0.00	(1,956.86)
08/22/2011	02/02/2011	Sell	USD	3925395	1,000	15.29	15,292.20	11.26	11,257.98	(4,034.22)	0.00	0.00	(4,034.22)
08/22/2011	02/03/2011	Sell	USD	3931967	1,000	15.05	15,051.80	11.26	11,257.98	(3,793.82)	0.00	0.00	(3,793.82)
09/13/2011	04/05/2011	Sell	USD	4138545	2,000	14.94	29,883.60	11.05	22,094.31	(7,789.29)	0.00	0.00	(7,789.29)
09/13/2011	04/19/2011	Sell	USD	4182992	1,000	17.90	17,899.60	11.05	11,047.15	(6,852.45)	0.00	0.00	(6,852.45)
Total AGO:					11,000.00	15.34	168,709.40	12.79	140,740.97	(27,968.43)	0.00	0.00	(27,968.43)
AGO111022C19.00													
CALL AGO OCT 19.00000 10/22/2011													
08/11/2011	05/26/2011	CoverShort	USD	4315437	(20)	1.22	(2,433.10)	0.17	(330.45)	2,102.65	0.00	0.00	2,102.65
Total AGO111022C19.00:					(20.00)	1.22	(2,433.10)	0.17	(330.45)	2,102.65	0.00	0.00	2,102.65
BPZ													
BPZ RESOURCES INC													
01/04/2011	12/31/2010	Sell	USD	3812885	10,000	4.80	48,047.00	4.68	46,832.20	(1,214.80)	0.00	0.00	(1,214.80)
Total BPZ:					10,000.00	4.80	48,047.00	4.68	46,832.20	(1,214.80)	0.00	0.00	(1,214.80)
BTU													
PEABODY ENERGY CORP													
08/19/2011	06/21/2011	Sell	USD	4399300	1,500	56.09	84,130.65	43.13	64,699.20	(19,431.45)	0.00	0.00	(19,431.45)
09/28/2011	06/21/2011	Sell	USD	4399300	500	56.09	28,043.55	36.84	18,417.88	(9,625.67)	0.00	0.00	(9,625.67)
09/28/2011	07/26/2011	Sell	USD	4518986	1,000	59.58	59,575.70	36.84	36,835.76	(22,739.94)	0.00	0.00	(22,739.94)
09/28/2011	08/30/2011	Sell	USD	4661836	1,000	48.56	48,556.30	36.84	36,835.75	(11,720.55)	0.00	0.00	(11,720.55)
09/28/2011	08/31/2011	Sell	USD	4666712	500	49.70	24,850.40	36.84	18,417.88	(6,432.52)	0.00	0.00	(6,432.52)
Total BTU:					4,500.00	54.48	245,156.60	38.93	175,206.47	(69,950.13)	0.00	0.00	(69,950.13)
BTU120121C50.00													
CALL BTU JAN 50.00000 01/21/2012													
09/22/2011	09/13/2011	CoverShort	USD	4704337	(30)	4.09	(12,259.08)	1.14	(3,430.68)	8,828.40	0.00	0.00	8,828.40
Total BTU120121C50.00:					(30.00)	4.09	(12,259.08)	1.14	(3,430.68)	8,828.40	0.00	0.00	8,828.40
CHMT													
CHEMTURA CORP													
02/22/2011	01/12/2011	Sell	USD	3852718	2,000	16.27	32,538.00	16.83	33,663.35	1,125.35	0.00	0.00	1,125.35
02/22/2011	01/26/2011	Sell	USD	3897265	2,000	16.20	32,390.00	16.83	33,663.35	1,273.35	0.00	0.00	1,273.35
02/22/2011	02/03/2011	Sell	USD	3931970	1,000	17.32	17,319.00	16.83	16,831.67	(487.33)	0.00	0.00	(487.33)
Total CHMT:					5,000.00	16.45	82,247.00	16.83	84,158.37	1,911.37	0.00	0.00	1,911.37
CJES													
C&J ENERGY SERVICES INC													
11/30/2011	10/13/2011	Sell	USD	4820894	1,500	17.36	26,040.80	20.12	30,186.26	4,145.46	0.00	0.00	4,145.46
11/30/2011	10/18/2011	Sell	USD	4836073	2,000	18.24	36,470.20	20.12	40,248.35	3,778.15	0.00	0.00	3,778.15
11/30/2011	10/24/2011	Sell	USD	4858446	1,000	17.38	17,380.40	20.12	20,124.17	2,743.77	0.00	0.00	2,743.77

SEE DISCLAIMER FOR ADDITIONAL INFORMATION REGARDING YOUR REPORTS

Updated: 1/1/2012 11:17:56AM

Jefferies

Realized Gain/Loss - YTD

Page 2 of 7

43100659 -Hajim Family Foundation

Report Date:12/31/2011

Base Currency: USD

Close Date	Open Date	Tran Type	Settle Ccy	Lot ID	Quantity	Unit Cost	Total Cost	Unit Proceeds	Proceeds	ST Gain/Loss	LT Gain/Loss	FX Gain/Loss	Total Gain/Loss
CJES C&J ENERGY SERVICES INC													
11/30/2011	10/26/2011	Sell	USD	4868516	1,000	16.99	16,987.50	20.12	20,124.18	3,136.68	0.00	0.00	3,136.68
11/30/2011	10/27/2011	Sell	USD	4874639	1,000	17.93	17,926.50	20.12	20,124.17	2,197.67	0.00	0.00	2,197.67
11/30/2011	10/13/2011	Sell	USD	4820894	1,500	17.36	26,040.80	19.78	29,677.42	3,636.62	0.00	0.00	3,636.62
Total CJES:					8,000.00	17.61	140,846.20	20.06	160,484.55	19,638.35	0.00	0.00	19,638.35
CSCO CISCO SYSTEMS INC													
03/08/2011	11/29/2010	Sell	USD	3719202	5,000	18.34	96,694.00	18.09	90,452.61	(6,241.39)	0.00	0.00	(6,241.39)
03/08/2011	12/02/2010	Sell	USD	3733282	2,000	19.45	38,890.00	18.09	36,181.05	(2,708.95)	0.00	0.00	(2,708.95)
Total CSCO:					7,000.00	19.37	135,584.00	18.09	126,633.66	(8,950.34)	0.00	0.00	(8,950.34)
CXS CREXUS INVESTMENT CORP													
08/22/2011	04/12/2011	Sell	USD	4159932	2,500	10.97	27,424.75	9.08	22,688.06	(4,736.69)	0.00	0.00	(4,736.69)
09/21/2011	04/12/2011	Sell	USD	4159932	2,500	10.97	27,424.75	9.04	22,603.56	(4,821.19)	0.00	0.00	(4,821.19)
Total CXS:					5,000.00	10.97	54,849.50	9.06	45,291.62	(9,557.88)	0.00	0.00	(9,557.88)
CYS CYS INVESTMENTS INC													
06/08/2011	02/10/2011	Sell	USD	3953861	5,000	12.42	62,101.00	13.07	65,354.23	3,253.23	0.00	0.00	3,253.23
Total CYS:					5,000.00	12.42	62,101.00	13.07	65,354.23	3,253.23	0.00	0.00	3,253.23
DVN DEVON ENERGY CORPORATION													
09/23/2011	06/21/2011	Sell	USD	4399309	1,000	78.25	78,249.80	56.10	56,099.52	(22,150.28)	0.00	0.00	(22,150.28)
10/03/2011	06/21/2011	Sell	USD	4399309	1,000	78.25	78,249.80	54.46	54,458.05	(23,791.75)	0.00	0.00	(23,791.75)
Total DVN:					2,000.00	78.25	156,499.60	55.28	110,557.57	(45,942.03)	0.00	0.00	(45,942.03)
DVN120121C80.00 CALL DVN JAN 80.00000 01/21/2012													
09/21/2011	07/12/2011	CoverShort	USD	4469773	(20)	5.30	(10,592.74)	0.80	(1,590.45)	9,002.29	0.00	0.00	9,002.29
Total DVN120121C80.00:					(20.00)	5.30	(10,592.74)	0.80	(1,590.45)	9,002.29	0.00	0.00	9,002.29
EFC ELLINGTON FINANCIAL LLC													
08/05/2011	10/14/2010	Sell	USD	3588880	5,000	22.52	112,599.00	18.95	94,757.61	(17,841.39)	0.00	0.00	(17,841.39)
08/05/2011	11/03/2010	Sell	USD	3648254	235	22.06	5,184.88	18.95	4,453.61	(731.27)	0.00	0.00	(731.27)
08/10/2011	11/03/2010	Sell	USD	3648254	765	22.06	16,878.42	18.32	14,013.92	(2,864.50)	0.00	0.00	(2,864.50)
08/10/2011	11/12/2010	Sell	USD	3678844	4,000	22.08	88,302.80	18.32	73,275.39	(15,027.41)	0.00	0.00	(15,027.41)
Total EFC:					10,000.00	22.30	222,965.10	18.65	186,500.53	(36,464.57)	0.00	0.00	(36,464.57)
EP EL PASO CORPORATION													
08/04/2011	05/26/2011	Sell	USD	4315314	1,000	20.89	20,888.30	18.77	18,767.63	(2,120.67)	0.00	0.00	(2,120.67)
08/05/2011	05/26/2011	Sell	USD	4315314	1,000	20.89	20,888.30	17.31	17,311.43	(3,576.87)	0.00	0.00	(3,576.87)
08/05/2011	06/21/2011	Sell	USD	4399316	2,000	20.21	40,421.00	17.31	34,622.87	(5,798.13)	0.00	0.00	(5,798.13)
Total EP:					4,000.00	20.55	82,197.60	17.68	70,701.93	(11,495.67)	0.00	0.00	(11,495.67)
ETFC E TRADE FINANCIAL CORP													

SEE DISCLAIMER FOR ADDITIONAL INFORMATION REGARDING YOUR REPORTS

Updated: 1/1/2012 11:17:56AM

Jefferies

Realized Gain/Loss - YTD

Report Date:12/31/2011

Base Currency: USD

Close Date	Open Date	Tran Type	Settle Ccy	Lot ID	Quantity	Unit Cost	Total Cost	Unit Proceeds	Proceeds	ST Gain/Loss	LT Gain/Loss	FX Gain/Loss	Total Gain/Loss
ETFC E TRADE FINANCIAL CORP													
11/18/2011	10/14/2011	Sell	USD	4824919	5,000	9.71	48,551.50	8.16	40,805.71	(7,745.79)	0.00	0.00	(7,745.79)
11/18/2011	10/17/2011	Sell	USD	4830144	1,000	9.43	9,430.00	8.16	8,161.14	(1,268.86)	0.00	0.00	(1,268.86)
11/18/2011	10/28/2011	Sell	USD	4880559	1,000	11.49	11,490.00	8.16	8,161.15	(3,328.85)	0.00	0.00	(3,328.85)
11/18/2011	10/31/2011	Sell	USD	4886399	1,000	11.14	11,140.00	8.16	8,161.14	(2,978.86)	0.00	0.00	(2,978.86)
Total ETFC:					8,000.00	10.08	80,611.50	8.16	65,289.14	(15,322.36)	0.00	0.00	(15,322.36)
EWJ ISHARES MSCI JAPAN INDEX FD													
03/11/2011	03/03/2011	Sell	USD	4024795	5,000	11.49	57,460.00	10.76	53,817.81	(3,642.19)	0.00	0.00	(3,642.19)
03/11/2011	03/04/2011	Sell	USD	4029423	2,000	11.50	22,991.20	10.76	21,527.13	(1,464.07)	0.00	0.00	(1,464.07)
04/07/2011	03/21/2011	Sell	USD	4086724	4,000	10.57	42,268.00	9.75	38,989.24	(3,278.76)	0.00	0.00	(3,278.76)
04/12/2011	03/21/2011	Sell	USD	4086724	6,000	10.57	63,402.00	9.90	59,388.85	(4,013.15)	0.00	0.00	(4,013.15)
Total EWJ:					17,000.00	10.95	186,121.20	10.22	173,723.03	(12,398.17)	0.00	0.00	(12,398.17)
GDXJ MARKET VECTORS JR GOLD MINER													
12/29/2011	02/15/2011	Sell	USD	3967664	1,000	37.93	37,925.73	23.43	23,431.54	(14,494.19)	0.00	0.00	(14,494.19)
Total GDXJ:					1,000.00	37.93	37,925.73	23.43	23,431.54	(14,494.19)	0.00	0.00	(14,494.19)
GLD SPDR GOLD TRUST													
01/24/2011	02/06/2009	Sell	USD	2811647	300	89.77	26,929.50	130.21	39,063.89	0.00	12,134.39	0.00	12,134.39
01/24/2011	02/13/2009	Sell	USD	2811645	200	92.09	18,418.00	130.21	26,042.60	0.00	7,624.60	0.00	7,624.60
01/28/2011	02/13/2009	Sell	USD	2811645	300	92.09	27,627.00	128.23	38,469.00	0.00	10,842.00	0.00	10,842.00
09/29/2011	07/15/2009	Sell	USD	2811646	200	92.17	18,434.10	157.53	31,506.89	0.00	13,072.79	0.00	13,072.79
Total GLD:					1,000.00	91.41	91,408.60	135.08	135,082.38	0.00	43,673.78	0.00	43,673.78
GRA WR GRACE & CO													
03/18/2011	09/17/2010	AssignSell	USD	3500758	5,000	27.81	139,055.50	32.38	161,893.23	22,837.73	0.00	0.00	22,837.73
Total GRA:					5,000.00	27.81	139,055.50	32.38	161,893.23	22,837.73	0.00	0.00	22,837.73
HPQ HEWLETT-PACKARD CO													
02/24/2011	02/03/2011	Sell	USD	3981975	1,000	47.18	47,177.90	42.38	42,382.78	(4,795.12)	0.00	0.00	(4,795.12)
05/04/2011	02/03/2011	Sell	USD	3931975	1,000	47.18	47,177.90	40.59	40,585.91	(6,591.99)	0.00	0.00	(6,591.99)
05/16/2011	02/07/2011	Sell	USD	3940284	500	48.21	24,107.45	39.84	19,919.61	(4,187.84)	0.00	0.00	(4,187.84)
05/17/2011	02/07/2011	Sell	USD	3940284	500	48.21	24,107.45	37.27	18,634.39	(5,473.06)	0.00	0.00	(5,473.06)
05/24/2011	02/07/2011	Sell	USD	3940284	1,000	48.21	48,214.90	35.95	35,949.40	(12,265.50)	0.00	0.00	(12,265.50)
Total HPQ:					4,000.00	47.70	190,785.60	39.37	157,472.09	(33,313.51)	0.00	0.00	(33,313.51)
INXX EMERGING GLOBAL SHARES INDX													
01/10/2011	10/29/2010	Sell	USD	3635004	2,000	22.03	44,054.60	19.31	38,627.14	(5,427.46)	0.00	0.00	(5,427.46)
01/10/2011	11/01/2010	Sell	USD	3639627	1,000	22.28	22,275.00	19.31	19,313.57	(2,961.43)	0.00	0.00	(2,961.43)
01/10/2011	11/02/2010	Sell	USD	3644113	1,000	22.28	22,276.00	19.31	19,313.58	(2,962.42)	0.00	0.00	(2,962.42)
01/19/2011	11/03/2010	Sell	USD	3648259	1,000	22.35	22,348.60	18.76	18,762.63	(3,585.97)	0.00	0.00	(3,585.97)

SEE DISCLAIMER FOR ADDITIONAL INFORMATION REGARDING YOUR REPORTS

Updated: 1/1/2012 11:17:56AM

Jefferies

Realized Gain/Loss - YTD

Report Date:12/31/2011

Base Currency: USD

Close Date	Open Date	Tran Type	Settle Ccy	Lot ID	Quantity	Unit Cost	Total Cost	Unit Proceeds	Proceeds	ST Gain/Loss	LT Gain/Loss	FX Gain/Loss	Total Gain/Loss
INXX EMERGING GLOBAL SHARES INDXX													
01/20/2011	11/05/2010	Sell	USD	3657476	1,000	23.06	23,064.90	18.75	18,753.13	(4,311.77)	0.00	0.00	(4,311.77)
01/21/2011	12/01/2010	Sell	USD	3728575	2,000	20.56	41,128.00	18.78	37,569.87	(3,558.13)	0.00	0.00	(3,558.13)
Total INXX:					8,000.00	21.89	175,147.10	19.04	152,339.92	(22,807.18)	0.00	0.00	(22,807.18)
IVR INVESCO MORTGAGE CAPITAL													
08/08/2011	06/17/2011	Sell	USD	4391194	5,000	21.07	105,357.50	17.75	88,738.29	(16,619.21)	0.00	0.00	(16,619.21)
Total IVR:					5,000.00	21.07	105,357.50	17.75	88,738.29	(16,619.21)	0.00	0.00	(16,619.21)
IWM ISHARES RUSSELL 2000													
11/25/2011	10/27/2011	Sell	USD	4876837	1,500	75.03	112,549.10	67.28	100,924.26	(11,624.84)	0.00	0.00	(11,624.84)
Total IWM:					1,500.00	75.03	112,549.10	67.28	100,924.26	(11,624.84)	0.00	0.00	(11,624.84)
IWM111230C77.00 CALL IWM DEC 77.00000 12/30/2011													
11/23/2011	10/27/2011	CoverShort	USD	4876825	(30)	2.71	(8,119.16)	0.42	(1,270.68)	6,848.48	0.00	0.00	6,848.48
Total IWM111230C77.00:					(30.00)	2.71	(8,119.16)	0.42	(1,270.68)	6,848.48	0.00	0.00	6,848.48
JPM JPMORGAN CHASE & CO													
05/04/2011	03/21/2011	Sell	USD	4086736	1,000	46.04	46,042.00	45.62	45,618.82	(423.18)	0.00	0.00	(423.18)
05/24/2011	03/21/2011	Sell	USD	4086736	1,500	46.04	69,063.00	41.75	62,628.79	(6,434.21)	0.00	0.00	(6,434.21)
06/03/2011	03/21/2011	Sell	USD	4086736	1,500	46.04	69,063.00	41.58	62,366.60	(6,696.40)	0.00	0.00	(6,696.40)
Total JPM:					4,000.00	46.04	184,168.00	42.65	170,614.21	(13,553.79)	0.00	0.00	(13,553.79)
KFN KKR FINANCIAL HOLDINGS LLC DELAWARE NEW													
08/05/2011	08/01/2011	Sell	USD	4013648	2,000	10.12	20,230.00	8.79	17,574.06	(2,655.94)	0.00	0.00	(2,655.94)
08/05/2011	08/04/2010	Sell	USD	3380313	281	8.47	2,378.83	8.79	2,469.16	0.00	90.33	0.00	90.33
08/05/2011	08/05/2010	Sell	USD	3382628	4,719	8.53	40,285.90	8.79	41,465.99	1,200.09	0.00	0.00	1,200.09
08/05/2011	08/09/2010	Sell	USD	3389182	3,000	8.92	26,756.80	8.79	26,361.09	(395.71)	0.00	0.00	(395.71)
Total KFN:					10,000.00	8.96	89,631.53	8.79	87,870.30	(1,851.56)	90.33	0.00	(1,761.23)
MET METLIFE INC													
01/04/2011	10/26/2010	Sell	USD	3622072	1,000	40.41	40,414.30	45.77	45,769.22	5,354.92	0.00	0.00	5,354.92
02/09/2011	10/26/2010	Sell	USD	3622072	1,000	40.41	40,414.30	48.01	48,013.58	7,599.28	0.00	0.00	7,599.28
02/09/2011	10/27/2010	Sell	USD	3625470	1,000	40.43	40,430.00	48.01	48,013.57	7,583.57	0.00	0.00	7,583.57
05/23/2011	03/02/2011	Sell	USD	4019140	1,000	43.58	43,583.30	43.61	43,609.06	25.76	0.00	0.00	25.76
06/13/2011	03/02/2011	Sell	USD	4019140	1,000	43.58	43,583.30	40.88	40,884.71	(2,698.59)	0.00	0.00	(2,698.59)
06/13/2011	03/03/2011	Sell	USD	4024804	1,000	43.89	43,885.00	40.88	40,884.71	(3,000.29)	0.00	0.00	(3,000.29)
Total MET:					6,000.00	42.05	252,310.20	44.53	267,174.85	14,864.65	0.00	0.00	14,864.65
MS MORGAN STANLEY													
02/22/2011	12/03/2010	Sell	USD	3737697	1,000	25.73	25,732.30	29.83	29,833.52	4,101.22	0.00	0.00	4,101.22
04/18/2011	12/03/2010	Sell	USD	3737697	1,000	25.73	25,732.30	26.33	26,329.69	597.39	0.00	0.00	597.39

SEE DISCLAIMER FOR ADDITIONAL INFORMATION REGARDING YOUR REPORTS

Updated: 1/1/2012 11:17:56AM

Jefferies

Realized Gain/Loss - YTD

Page 5 of 7

43100659 - Hajim Family Foundation

Report Date: 12/31/2011

Base Currency: USD

Close Date	Open Date	Tran Type	Settle Ccy	Lot ID	Quantity	Unit Cost	Total Cost	Unit Proceeds	Proceeds	ST Gain/Loss	LT Gain/Loss	FX Gain/Loss	Total Gain/Loss
Total MS:					2,000.00	25.73	51,464.60	28.08	56,163.21	4,698.61	0.00	0.00	4,698.61
MSFT MICROSOFT CORP													
01/13/2011	09/23/2010	AssignSell	USD	3517072	2,300	24.56	56,479.49	26.19	60,245.78	3,766.29	0.00	0.00	3,766.29
01/21/2011	09/23/2010	AssignSell	USD	3517072	2,700	24.56	66,302.01	26.19	70,723.15	4,421.14	0.00	0.00	4,421.14
05/12/2011	02/03/2011	Sell	USD	3931980	5,000	27.71	138,560.00	25.24	126,188.57	(12,371.43)	0.00	0.00	(12,371.43)
05/12/2011	02/07/2011	Sell	USD	3940292	1,000	28.18	28,180.00	25.24	25,237.71	(2,942.29)	0.00	0.00	(2,942.29)
Total MSFT:					11,000.00	26.32	289,521.50	25.67	282,395.21	(7,126.29)	0.00	0.00	(7,126.29)
MZZ ULTRASHORT MIDCAP400 PROSHAR													
06/14/2011	06/06/2011	Sell	USD	4345359	1,000	40.78	40,782.50	41.60	41,595.90	813.40	0.00	0.00	813.40
06/21/2011	06/10/2011	Sell	USD	4361714	1,000	42.40	42,400.00	40.68	40,681.31	(1,718.69)	0.00	0.00	(1,718.69)
Total MZZ:					2,000.00	41.59	83,182.50	41.14	82,277.21	(905.29)	0.00	0.00	(905.29)
NLY ANNALY CAPITAL MANAGEMENT IN													
05/10/2011	03/23/2010	Sell	USD	2959041	2,000	18.21	36,419.80	17.97	35,949.30	0.00	(470.50)	0.00	(470.50)
06/15/2011	03/23/2010	Sell	USD	2959041	3,000	18.21	54,629.70	18.34	55,011.89	0.00	382.19	0.00	382.19
06/15/2011	03/25/2010	Sell	USD	2985691	2,000	17.95	35,900.00	18.34	36,674.59	0.00	774.59	0.00	774.59
06/15/2011	03/30/2010	Sell	USD	2979484	2,000	17.14	34,270.00	18.34	36,674.59	0.00	2,404.59	0.00	2,404.59
06/15/2011	12/23/2010	Sell	USD	3822578	1,000	17.76	17,756.00	18.34	18,337.30	581.30	0.00	0.00	581.30
08/18/2011	06/28/2011	Sell	USD	4423380	10,000	17.95	179,549.00	17.99	179,881.54	332.54	0.00	0.00	332.54
Total NLY:					20,000.00	17.93	358,524.50	18.13	362,529.21	913.84	3,090.87	0.00	4,004.71
SCIF MARKET VECTORS INDIA S/C													
03/10/2011	02/17/2011	Sell	USD	3976375	2,000	16.89	33,771.00	15.97	31,943.78	(1,827.22)	0.00	0.00	(1,827.22)
03/10/2011	03/01/2011	Sell	USD	4012887	3,000	16.26	48,786.10	15.97	47,915.68	(870.42)	0.00	0.00	(870.42)
Total SCIF:					5,000.00	16.51	82,557.10	15.97	79,859.46	(2,697.64)	0.00	0.00	(2,697.64)
SNOFF SINO-FOREST CORPORATION-CL A													
08/08/2011	07/28/2011	Sell	USD	4533031	5,000	8.22	41,122.50	5.21	26,054.49	(15,068.01)	0.00	0.00	(15,068.01)
Total SNOFF:					5,000.00	8.22	41,122.50	5.21	26,054.49	(15,068.01)	0.00	0.00	(15,068.01)
TMO THERMO FISHER SCIENTIFIC INC													
10/18/2011	10/13/2011	Sell	USD	4820904	2,000	54.07	108,139.00	51.04	102,081.23	(6,057.77)	0.00	0.00	(6,057.77)
Total TMO:					2,000.00	54.07	108,139.00	51.04	102,081.23	(6,057.77)	0.00	0.00	(6,057.77)
TRV TRAVELERS COMPANIES INC													
10/04/2011	08/31/2011	Sell	USD	4666717	2,000	50.75	101,493.00	46.39	92,772.21	(8,720.79)	0.00	0.00	(8,720.79)
Total TRV:					2,000.00	50.75	101,493.00	46.39	92,772.21	(8,720.79)	0.00	0.00	(8,720.79)
TRV120121C50.00 CALL TRV JAN 50.00000 01/21/2012													
10/04/2011	09/02/2011	CoverShort	USD	4675675	(20)	2.73	(5,469.44)	2.42	(4,830.45)	638.99	0.00	0.00	638.99
Total TRV120121C50.00:					(20.00)	2.73	(5,469.44)	2.42	(4,830.45)	638.99	0.00	0.00	638.99

SEE DISCLAIMER FOR ADDITIONAL INFORMATION REGARDING YOUR REPORTS

Updated: 1/1/2012 11:17:56AM

Jefferies

Realized Gain/Loss - YTD

Report Date: 12/31/2011

Page 6 of 7

Base Currency: USD

43100659 - Hajim Family Foundation

Close Date	Open Date	Tran Type	Settle Ccy	Lot ID	Quantity	Unit Cost	Total Cost	Unit Proceeds	Proceeds	ST Gain/Loss	LT Gain/Loss	FX Gain/Loss	Total Gain/Loss
UAL UNITED CONTINENTAL HOLDINGS													
02/23/2011	09/30/2010	Sell	USD	3544062	2,000	23.92	47,830.00	22.87	45,748.71	(2,081.29)	0.00	0.00	(2,081.29)
02/24/2011	09/30/2010	Sell	USD	3544062	1,000	23.92	23,915.00	23.09	23,091.05	(823.95)	0.00	0.00	(823.95)
03/17/2011	10/05/2010	Sell	USD	3560917	1,000	24.65	24,647.90	22.11	22,110.87	(2,537.03)	0.00	0.00	(2,537.03)
07/25/2011	10/05/2010	Sell	USD	3560917	1,000	24.65	24,647.90	19.12	19,117.53	(5,530.37)	0.00	0.00	(5,530.37)
07/28/2011	12/30/2010	Sell	USD	3808679	1,000	23.62	23,615.70	17.64	17,636.16	(5,979.54)	0.00	0.00	(5,979.54)
09/02/2011	01/27/2011	Sell	USD	3902832	2,000	26.30	52,598.40	18.03	36,056.10	(16,542.30)	0.00	0.00	(16,542.30)
Total UAL:					8,000.00	24.66	197,254.90	20.47	163,760.42	(33,494.48)	0.00	0.00	(33,494.48)
UAL110917C30.00 CALL UAL SEP 30.00000 09/17/2011													
04/20/2011	02/15/2011	CoverShort	USD	3967725	(20)	2.38	(4,764.61)	0.36	(724.49)	4,040.12	0.00	0.00	4,040.12
Total UAL110917C30.00:					(20.00)	2.38	(4,764.61)	0.36	(724.49)	4,040.12	0.00	0.00	4,040.12
UAL111217C30.00 CALL UAL DEC 30.00000 12/17/2011													
07/18/2011	05/16/2011	CoverShort	USD	4273325	(20)	2.40	(4,801.45)	0.32	(630.45)	4,171.00	0.00	0.00	4,171.00
Total UAL111217C30.00:					(20.00)	2.40	(4,801.45)	0.32	(630.45)	4,171.00	0.00	0.00	4,171.00
VCI VALASSIS COMMUNICATIONS INC													
10/18/2011	10/14/2011	Sell	USD	4824932	3,000	19.95	59,849.50	19.72	59,153.96	(695.54)	0.00	0.00	(695.54)
Total VCI:					3,000.00	19.95	59,849.50	19.72	59,153.96	(695.54)	0.00	0.00	(695.54)
VWO VANGUARD EMERGING MARKET ETF													
10/18/2011	10/10/2011	Sell	USD	4809628	2,000	38.43	76,856.80	38.54	77,080.51	223.71	0.00	0.00	223.71
Total VWO:					2,000.00	38.43	76,856.80	38.54	77,080.51	223.71	0.00	0.00	223.71
XRX XEROX CORP													
02/23/2011	01/27/2011	Sell	USD	3981229	10,000	10.70	106,950.00	10.62	106,153.29	(796.71)	0.00	0.00	(796.71)
02/23/2011	01/31/2011	Sell	USD	3912799	2,000	10.61	21,210.00	10.62	21,230.66	20.66	0.00	0.00	20.66
02/23/2011	02/07/2011	Sell	USD	3940302	3,000	11.91	33,040.00	10.62	31,845.98	(1,194.02)	0.00	0.00	(1,194.02)
10/03/2011	08/31/2011	Sell	USD	4666726	2,000	8.34	16,673.73	6.84	13,689.73	(2,984.00)	0.00	0.00	(2,984.00)
Total XRX:					17,000.00	10.46	177,873.73	10.17	172,919.66	(4,954.07)	0.00	0.00	(4,954.07)
Total Trading Activity:							4,623,674.61		4,341,254.47	(329,275.12)	46,854.98	0.00	(282,420.14)
Total 43100659:							4,623,674.61		4,341,254.47	(329,275.12)	46,854.98	0.00	(282,420.14)

SHORT TERM CAPITAL GAIN/(LOSS) 4,039,392.56 4,368,667.68 (329,275.12)

LONG TERM CAPITAL GAIN/(LOSS) 301,861.91 255,006.93 46,854.98

TOTAL 4,341,254.47 4,623,674.61 (282,420.14)

SEE DISCLAIMER FOR ADDITIONAL INFORMATION REGARDING YOUR REPORTS

Updated: 1/1/2012 11:17 56AM

Jefferies

THE HAJIM FAMILY FOUNDATION

EIN #13-6893956

01/01/11-12/31/11

**Form 990-PF, Pt XV - Grants & Contributions
Charitable Contributions**

PAYEE	ADDRESS	AMOUNT
ALZHEIMER'S DRUG DISCOVERY FOUNDATION	57 WEST 57TH STREET, STE #904 NEW YORK, NY 10019	1,000
ARTISTS ASSOCIATION OF NANTUCKET	P O BOX 1104 NUNTACKET, MA 02554	250
AUTISM SPEAKS	1 EAST 33RD STREET NEW YORK, NY 10016	1,500
BAPTIST HEALTH SOUTH FLORIDA FOUNDATION	8900 NORTH KENDALL DRIVE MIAMI, FL 33176	7,000
BARROW STREET NURSERY SCHOOL	27 BARROW STREET NEW YORK, NY 10014	2,500
CENTRAL PARK CONSERVANCY	14 EAST 60TH STREET NEW YORK, NY 10022	250
CITY HARVEST INC	575 EIGHT AVENUE, 4TH FL NEW YORK, NY 10018	500
CURE ALZHEIMER'S FUND	34 WASHINGTON STREET, STE 200 WELLESLEY HILLS, MA 02481	1,000
EGAN MARITIME INSTITUTE	4 WINTER STREET NANTUCKET, MA 02554	250
FACES	223 E 34TH STREET NEW YORK, NY 10016	500
FRIENDS OF NANTUCKET HISTORICAL ASSOCIATION	P O BOX 1016 NANTUCKET, MA 02554	2,875
GRAND COUNTY LIBRARY FOUNDATION	225 E JASPER AVENUE GRANBY, CO 80446	4,000
GREENWICH ACADEMY	200 NORTH MAPLE AVE GREENWICH, CT 06830	200
GREENWICH COUNTRY DAY SCHOOL	P O BOX 623 OLD CHURCH RD GREENWICH, CT 06836	100
GREENWICH HOUSE	46 BARROW STREET NEW YORK, NY 10014	1,000
JUMPSTART	505 EIGHTH AVENUE, STE 1100 NEW YORK, NY 10018	1,000
MARIA MITCHELL	4 VESTAL STREET NANTUCKET, MA 02554	250
MICHAEL J FOX FOUNDATION	P O BOX 4777 NEW YORK, NY 10163	4,300
MIDDLESEX SCHOOL	1400 LOWELL ROAD CONCORD, MA 01742	15,000
NANTUCKET ATHENEUM	P O BOX 808 NANTUCKET, MA 02554	7,400
NANTUCKET BOYS & GIRLS CLUB	P O BOX 269 NANTUCKET, MA 02554	1,000
NANTUCKET GOLF CLUB FOUNDATION INC	250 MILESTONE ROAD SIASCONSET, MA 02564	53,500
NANTUCKET CONSERVATION FOUNDATION	118 CLIFF ROAD NANTUCKET, MA 02554	15,000
NANTUCKET COTTAGE HOSPITAL	57 PROSPECT STREET NANTUCKET, MA 02554	1,000
NANTUCKET HISTORICAL ASSOCIATION	15 BROAD STREET NANTUCKET, MA 02554	7,700
NANTUCKET LAND COUNCIL	P O BOX 502 NANTUCKET, MA 02554	1,000
NANTUCKET LIGHTHOUSE SCHOOL	1 RUGGED ROAD NANTUCKET, MA 02554	200
NAVY SEAL FOUNDATION	1619 D STREET, BLDG 5326 VIRGINIA BEACH, VA 23459	500
NORWALK COMMUNITY COLLEGE FOUNDATION	188 RICHARD AVENUE, ROOM E311 NORWALK, CT 06854	300
NY HISTORICAL SOCIETY	170 CENTRAL PARK WEST NEW YORK, NY 10024	850
NY-PRESBYTERIAN HOSPITAL	654 WEST 170TH STREET NEW YORK, NY 10032	20,000
OCEAN REEF COMMUNITY FOUNDATION	200 ANCHOR DRIVE KEY LARGO, FL 33037	14,750
OCEAN REEF CULTURAL CENTER	200 ANCHOR DRIVE KEY LARGO, FL 33037	31,500
OCEAN REEF COMMUNITY FOUNDATION	200 ANCHOR DRIVE KEY LARGO, FL 33037	14,650
OCEAN REEF MEDICAL CENTER FOUNDATION	50 BARRACUDA LN KEY LARGO, FL 33037	10,000
GRAYVIK ANIMAL CARE CENTER	97 SOUTH HARBOR DRIVE KEY LARGO, FL 33037	465
SUSTAINABLE NANTUCKET	P O BOX 1244 NUNTACKET, MA 02554	100
THE KEYS CHILDREN'S FOUNDATION	24 DOCKSIDE LANE KEY LARGO, FL 33037	1,500
THE METROPOLITAN MUSEUM OF ART	1000 FIFTH AVENUE NEW YORK, NY 10028	866
THE MUSEUM OF MODERN ART	11 WEST 53RD STREET NEW YORK, NY 10019	789
THE TRUSTEES OF RESERVATIONS	572 ESSEX STREET BEVERLY MA 01915	500
UC SAN DIEGO FOUNDATION	9500 GILMAN DRIVE #0940 LA JOLLA, CA 92093	3,000
UNIVERSITY OF ROCHESTER	P O BOX 270251 ROCHESTER, NY 14627	50,000
VAIL VALLEY INSTITUTE	P O DRAWER 13 VAIL, CO 81658	500
WATERSIDE SCHOOL	770 PACIFIC STREET STAMFORD, CT 06902	1,000
TOTAL CHARITABLE CONTRIBUTIONS, GIFTS, GRANTS PAID		281,545 00