



See a Social Security Number? Say Something!  
Report Privacy Problems to <https://public.resource.org/privacy>  
Or call the IRS Identity Theft Hotline at 1-800-908-4490



**Return of Private Foundation**  
**or Section 4947(a)(1) Nonexempt Charitable Trust**  
**Treated as a Private Foundation**

Department of the Treasury  
Internal Revenue Service

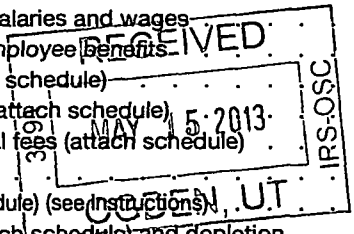
Note. The foundation may be able to use a copy of this return to satisfy state reporting requirements.

Open to Public Inspection

**For calendar year 2012 or tax year beginning** \_\_\_\_\_, **2012, and ending** \_\_\_\_\_, **20**

|  |  |  |
|--|--|--|
| Name of foundation<br><b>THE TEBIL FOUNDATION, INC.</b>  |  | A Employer identification number<br><b>13-6082546</b>  |
| Number and street (or P.O. box number if mail is not delivered to street address)<br><b>40 EDWARD F. SPEER, CPA<br/>5550 BLADES ROAD</b>   | Room/suite<br><b>500</b>   | B Telephone number (see instructions)  |
| City or town, state, and ZIP code<br><b>BOCA RATON, FL 33431</b>   |  | C If exemption application is pending, check here <input type="checkbox"/>   |
| G Check all that apply: <input type="checkbox"/> Initial return <input type="checkbox"/> Initial return of a former public charity<br><input type="checkbox"/> Final return <input type="checkbox"/> Amended return<br><input checked="" type="checkbox"/> Address change <input type="checkbox"/> Name change |  | D 1. Foreign organizations, check here <input type="checkbox"/><br>2. Foreign organizations meeting the 85% test, check here and attach computation <input type="checkbox"/> |
| H Check type of organization: <input checked="" type="checkbox"/> Section 501(c)(3) exempt private foundation<br><input type="checkbox"/> Section 4947(a)(1) nonexempt charitable trust <input type="checkbox"/> Other taxable private foundation  |  | E If private foundation status was terminated under section 507(b)(1)(A), check here <input type="checkbox"/>  |
| I Fair market value of all assets at end of year (from Part II, col. (c), line 16) <b>\$ 1,174,488.</b>  | J Accounting method: <input checked="" type="checkbox"/> Cash <input type="checkbox"/> Accrual<br><input type="checkbox"/> Other (specify) _____<br><small>(Part I, column (d) must be on cash basis.)</small> | F If the foundation is in a 60-month termination under section 507(b)(1)(B), check here <input type="checkbox"/>   |

| Part I Analysis of Revenue and Expenses (The total of amounts in columns (b), (c), and (d) may not necessarily equal the amounts in column (a) (see instructions).) |   | (a) Revenue and expenses per books | (b) Net investment income | (c) Adjusted net income | (d) Disbursements for charitable purposes (cash basis only) |
|---|---|------------------------------------|---------------------------|-------------------------|---|
| <b>Revenue</b>  | 1 Contributions, gifts, grants, etc., received (attach schedule)                    |                                    |                           |                         |   |
|   | 2 Check <input type="checkbox"/> if the foundation is not required to attach Sch. B |                                    |                           |                         |   |
|   | 3 Interest on savings and temporary cash investments                                | 2                                  | 2                         |                         |   |
|   | 4 Dividends and interest from securities  | 49219                              | 49219                     |                         |   |
|   | 5a Gross rents  |                                    |                           |                         |   |
|   | b Net rental income or (loss)   |                                    |                           |                         |   |
|   | 6a Net gain or (loss) from sale of assets not on line 10                            | < 9319 >                           |                           |                         |   |
|   | b Gross sales price for all assets on line 6a <b>320,730.</b>                       |                                    |                           |                         |   |
|   | 7 Capital gain net income (from Part IV, line 2)                                    |                                    | -0-                       |                         |   |
|   | 8 Net short-term capital gain   |                                    |                           |                         |   |
|   | 9 Income modifications  |                                    |                           |                         |   |
|   | 10a Gross sales less returns and allowances   |                                    |                           |                         |   |
| b Less: Cost of goods sold  |   |                                    |                           |                         |   |
| c Gross profit or (loss) (attach schedule)  |   |                                    |                           |                         |   |
| 11 Other income (attach schedule)   |   |                                    |                           |                         |   |
| 12 <b>Total.</b> Add lines 1 through 11   | 39902   | 49221                              |                           |                         |   |
| <b>Operating and Administrative Expenses</b>  | 13 Compensation of officers, directors, trustees, etc.                              |                                    |                           |                         |   |
|   | 14 Other employee salaries and wages  |                                    |                           |                         |   |
|   | 15 Pension plans, employee benefits   |                                    |                           |                         |   |
|   | 16a Legal fees (attach schedule)  |                                    |                           |                         |   |
|   | b Accounting fees (attach schedule)   | 1750                               |                           |                         | 1750  |
|   | c Other professional fees (attach schedule)   |                                    |                           |                         |   |
|   | 17 Interest   | 36                                 | 36                        |                         |   |
|   | 18 Taxes (attach schedule) (see instructions)                                       | 1014                               | 53                        |                         |   |
|   | 19 Depreciation (attach schedule) and depletion                                     |                                    |                           |                         |   |
|   | 20 Occupancy  |                                    |                           |                         |   |
| 21 Travel, conferences, and meetings  |   |                                    |                           |                         |   |
| 22 Printing and publications  |   |                                    |                           |                         |   |
| 23 Other expenses (attach schedule)   | 7378  | 7128                               |                           | 250                     |   |
| 24 <b>Total operating and administrative expenses.</b> Add lines 13 through 23  | 10178   | 7217                               |                           | 2000                    |   |
| 25 Contributions, gifts, grants paid  | 50000   |                                    |                           | 50000                   |   |
| 26 <b>Total expenses and disbursements.</b> Add lines 24 and 25   | 60178   | 7217                               |                           | 52000                   |   |
| 27 Subtract line 26 from line 12:   |   |                                    |                           |                         |   |
| a <b>Excess of revenue over expenses and disbursements</b>  | < 20276 >   |                                    |                           |                         |   |
| b <b>Net investment income</b> (if negative, enter -0-)   |   | 42004                              |                           |                         |   |
| c <b>Adjusted net income</b> (if negative, enter -0-)   |   |                                    |                           |                         |   |



SCANNED MAY 22 2013

P 11

| Part II Balance Sheets      |   | Attached schedules and amounts in the description column should be for end-of-year amounts only. (See instructions.)              |                |                       |         |
|-----------------------------|---|---|----------------|-----------------------|---------|
|                             |   | Beginning of year   | End of year    |                       |         |
|                             |   | (a) Book Value  | (b) Book Value | (c) Fair Market Value |         |
| Assets                      | 1   | Cash—non-interest-bearing . . . . .   |                |                       |         |
|                             | 2   | Savings and temporary cash investments . . . . .  | < 18776 >      | 17750                 | 17750   |
|                             | 3   | Accounts receivable ▶   |                |                       |         |
|                             |   | Less: allowance for doubtful accounts ▶   |                |                       |         |
|                             | 4   | Pledges receivable ▶  |                |                       |         |
|                             |   | Less: allowance for doubtful accounts ▶   |                |                       |         |
|                             | 5   | Grants receivable . . . . .   |                |                       |         |
|                             | 6   | Receivables due from officers, directors, trustees, and other disqualified persons (attach schedule) (see instructions) . . . . . |                |                       |         |
|                             | 7   | Other notes and loans receivable (attach schedule) ▶  |                |                       |         |
|                             |   | Less: allowance for doubtful accounts ▶   |                |                       |         |
|                             | 8   | Inventories for sale or use . . . . .   |                |                       |         |
|                             | 9   | Prepaid expenses and deferred charges . . . . .   |                |                       |         |
|                             | 10a   | Investments—U.S. and state government obligations (attach schedule)   |                |                       |         |
|                             | b   | Investments—corporate stock (attach schedule) . . . . .   | 1077923        | 1073854               | 1105928 |
|                             | c   | Investments—corporate bonds (attach schedule) . . . . .   | 104581         | 51848                 | 50810   |
|                             | 11  | Investments—land, buildings, and equipment: basis ▶   |                |                       |         |
|                             | Less: accumulated depreciation (attach schedule) ▶  |   |                |                       |         |
| 12                          | Investments—mortgage loans . . . . .  |   |                |                       |         |
| 13                          | Investments—other (attach schedule) . . . . .   |   |                |                       |         |
| 14                          | Land, buildings, and equipment: basis ▶   |   |                |                       |         |
|                             | Less: accumulated depreciation (attach schedule) ▶  |   |                |                       |         |
| 15                          | Other assets (describe ▶ )  |   |                |                       |         |
| 16                          | <b>Total assets</b> (to be completed by all filers—see the instructions. Also, see page 1, item I) . . . . .                  | 1163728   | 1143452        | 1174488               |         |
| Liabilities                 | 17  | Accounts payable and accrued expenses . . . . .   |                |                       |         |
|                             | 18  | Grants payable . . . . .  |                |                       |         |
|                             | 19  | Deferred revenue . . . . .  |                |                       |         |
|                             | 20  | Loans from officers, directors, trustees, and other disqualified persons  |                |                       |         |
|                             | 21  | Mortgages and other notes payable (attach schedule) . . . . .   |                |                       |         |
|                             | 22  | Other liabilities (describe ▶ )   |                |                       |         |
|                             | 23  | <b>Total liabilities</b> (add lines 17 through 22) . . . . .  | NONE           | NONE                  |         |
| Net Assets or Fund Balances | Foundations that follow SFAS 117, check here ▶ <input type="checkbox"/> and complete lines 24 through 26 and lines 30 and 31. |   |                |                       |         |
|                             | 24  | Unrestricted . . . . .  |                |                       |         |
|                             | 25  | Temporarily restricted . . . . .  |                |                       |         |
|                             | 26  | Permanently restricted . . . . .  |                |                       |         |
|                             | Foundations that do not follow SFAS 117, check here ▶ <input checked="" type="checkbox"/> and complete lines 27 through 31.   |   |                |                       |         |
|                             | 27  | Capital stock, trust principal, or current funds . . . . .  |                |                       |         |
|                             | 28  | Paid-in or capital surplus, or land, bldg., and equipment fund  |                |                       |         |
|                             | 29  | Retained earnings, accumulated income, endowment, or other funds  | 1163728        | 1143452               |         |
| 30                          | <b>Total net assets or fund balances</b> (see instructions) . . . . .   | 1163728   | 1143452        |                       |         |
| 31                          | <b>Total liabilities and net assets/fund balances</b> (see instructions) . . . . .  | 1163728   | 1143452        |                       |         |

| Part III Analysis of Changes in Net Assets or Fund Balances |  |   |           |
|---|--|---|-----------|
| 1   | Total net assets or fund balances at beginning of year—Part II, column (a), line 30 (must agree with end-of-year figure reported on prior year's return) . . . . . | 1 | 1163728   |
| 2   | Enter amount from Part I, line 27a . . . . .   | 2 | < 20276 > |
| 3   | Other increases not included in line 2 (itemize) ▶   | 3 |           |
| 4   | Add lines 1, 2, and 3 . . . . .  | 4 | 1143452   |
| 5   | Decreases not included in line 2 (itemize) ▶   | 5 |           |
| 6   | <b>Total net assets or fund balances at end of year</b> (line 4 minus line 5)—Part II, column (b), line 30 . . . . .   | 6 | 1143452   |

**Part IV Capital Gains and Losses for Tax on Investment Income**

| (a) List and describe the kind(s) of property sold (e.g., real estate, 2-story brick warehouse; or common stock, 200 shs. MLC Co.) |   | (b) How acquired<br>P—Purchase<br>D—Donation    | (c) Date acquired<br>(mo., day, yr.)         | (d) Date sold<br>(mo., day, yr.)  |
|--|---|---|--|---|
| 1a   | SEE SCHEDULE ATTACHED   | P   | VAR  | VAR   |
| b  |   |   |  |   |
| c  |   |   |  |   |
| d  |   |   |  |   |
| e  |   |   |  |   |
| (e) Gross sales price  | (f) Depreciation allowed<br>(or allowable)  | (g) Cost or other basis<br>plus expense of sale | (h) Gain or (loss)<br>(e) plus (f) minus (g) |   |
| a  | 320 730   | 330 049   | < 9319 >                                     |   |
| b  |   |   |  |   |
| c  |   |   |  |   |
| d  |   |   |  |   |
| e  |   |   |  |   |
| Complete only for assets showing gain in column (h) and owned by the foundation on 12/31/69  |   |   |  | (i) Gains (Col. (h) gain minus col. (k), but not less than -0-) or Losses (from col. (h)) |
| (j) F.M.V. as of 12/31/69  | (k) Adjusted basis<br>as of 12/31/69  | (l) Excess of col. (j)<br>over col. (k), if any |  |   |
| a  |   |   |  |   |
| b  |   |   |  |   |
| c  |   |   |  |   |
| d  |   |   |  |   |
| e  |   |   |  |   |
| 2  | Capital gain net income or (net capital loss) { If gain, also enter in Part I, line 7<br>If (loss), enter -0- in Part I, line 7 }   | 2   | < 9319 >                                     |   |
| 3  | Net short-term capital gain or (loss) as defined in sections 1222(5) and (6):<br>If gain, also enter in Part I, line 8, column (c) (see instructions). If (loss), enter -0- in Part I, line 8 | 3   | N/A  |   |

**Part V Qualification Under Section 4940(e) for Reduced Tax on Net Investment Income**

(For optional use by domestic private foundations subject to the section 4940(a) tax on net investment income.)

If section 4940(d)(2) applies, leave this part blank.

Was the foundation liable for the section 4942 tax on the distributable amount of any year in the base period?  Yes  No  
If "Yes," the foundation does not qualify under section 4940(e). Do not complete this part.

1 Enter the appropriate amount in each column for each year; see the instructions before making any entries.

| (a)<br>Base period years<br>Calendar year (or tax year beginning in) | (b)<br>Adjusted qualifying distributions   | (c)<br>Net value of noncharitable-use assets | (d)<br>Distribution ratio<br>(col. (b) divided by col. (c)) |
|--|--|--|---|
| 2011   | 43 500   | 1 167 670                                    | .0372   |
| 2010   | 63 750   | 1 190 286                                    | .0536   |
| 2009   | 110 667  | 1 208 996                                    | .0915   |
| 2008   | 86 700   | 1 263 853                                    | .0686   |
| 2007   | 212 571  | 1 373 415                                    | .1548   |
| 2  | Total of line 1, column (d)  | 2  | .4057   |
| 3  | Average distribution ratio for the 5-year base period—divide the total on line 2 by 5, or by the number of years the foundation has been in existence if less than 5 years   | 3  | .0811   |
| 4  | Enter the net value of noncharitable-use assets for 2012 from Part X, line 5   | 4  | 1 143 592   |
| 5  | Multiply line 4 by line 3  | 5  | 92 745  |
| 6  | Enter 1% of net investment income (1% of Part I, line 27b)   | 6  | 420   |
| 7  | Add lines 5 and 6  | 7  | 93 165  |
| 8  | Enter qualifying distributions from Part XII, line 4<br>If line 8 is equal to or greater than line 7, check the box in Part VI, line 1b, and complete that part using a 1% tax rate. See the Part VI instructions. | 8  | 52 000  |

**Part VI Excise Tax Based on Investment Income (Section 4940(a), 4940(b), 4940(e), or 4948—see instructions)**

|    |   |    |     |
|----|---|----|-----|
| 1a | Exempt operating foundations described in section 4940(d)(2), check here <input type="checkbox"/> and enter "N/A" on line 1.<br>Date of ruling or determination letter: _____ (attach copy of letter if necessary—see instructions) |    |     |
| b  | Domestic foundations that meet the section 4940(e) requirements in Part V, check here <input type="checkbox"/> and enter 1% of Part I, line 27b   | 1  | 840 |
| c  | All other domestic foundations enter 2% of line 27b. Exempt foreign organizations enter 4% of Part I, line 12, col. (b).  |    |     |
| 2  | Tax under section 511 (domestic section 4947(a)(1) trusts and taxable foundations only. Others enter -0-)   | 2  | -0- |
| 3  | Add lines 1 and 2   | 3  | 840 |
| 4  | Subtitle A (income) tax (domestic section 4947(a)(1) trusts and taxable foundations only. Others enter -0-)   | 4  | -0- |
| 5  | <b>Tax based on investment income.</b> Subtract line 4 from line 3. If zero or less, enter -0-  | 5  | 840 |
| 6  | Credits/Payments:   |    |     |
| a  | 2012 estimated tax payments and 2011 overpayment credited to 2012   | 6a |     |
| b  | Exempt foreign organizations—tax withheld at source   | 6b |     |
| c  | Tax paid with application for extension of time to file (Form 8868)   | 6c |     |
| d  | Backup withholding erroneously withheld   | 6d |     |
| 7  | Total credits and payments. Add lines 6a through 6d   | 7  |     |
| 8  | Enter any penalty for underpayment of estimated tax. Check here <input type="checkbox"/> if Form 2220 is attached   | 8  |     |
| 9  | <b>Tax due.</b> If the total of lines 5 and 8 is more than line 7, enter amount owed  | 9  | 840 |
| 10 | <b>Overpayment.</b> If line 7 is more than the total of lines 5 and 8, enter the amount overpaid  | 10 |     |
| 11 | Enter the amount of line 10 to be: Credited to 2013 estimated tax <input type="checkbox"/> Refunded <input type="checkbox"/>  | 11 |     |

**Part VII-A Statements Regarding Activities**

|  | Yes | No  |
|--|-----|-----|
| 1a   |     | ✓   |
| 1b   |     | ✓   |
| <i>If the answer is "Yes" to 1a or 1b, attach a detailed description of the activities and copies of any materials published or distributed by the foundation in connection with the activities.</i> |     |     |
| 1c   |     | ✓   |
| d  |     |     |
| e  |     |     |
| 2  |     | ✓   |
| 3  |     | ✓   |
| 4a   |     | ✓   |
| 4b   |     | N/A |
| 5  |     | ✓   |
| 6  |     |     |
| 7  | ✓   |     |
| 8a   |     |     |
| b  |     |     |
| 8b   | ✓   |     |
| 9  |     | ✓   |
| 10   |     | ✓   |

**Part VII-A Statements Regarding Activities (continued)**

|  |   |    |     |      |
|--|---|----|-----|------|
| 11   | At any time during the year, did the foundation, directly or indirectly, own a controlled entity within the meaning of section 512(b)(13)? If "Yes," attach schedule (see instructions)   | 11 |     | ✓    |
| 12   | Did the foundation make a distribution to a donor advised fund over which the foundation or a disqualified person had advisory privileges? If "Yes," attach statement (see instructions)  | 12 |     | ✓    |
| 13   | Did the foundation comply with the public inspection requirements for its annual returns and exemption application?   | 13 | ✓   |      |
| Website address ▶  |   |    |     |      |
| 14   | The books are in care of ▶ <u>EDWARD F. SPEER, CPA</u> Telephone no. ▶ <u>561-368-6860</u><br>Located at ▶ <u>5550 GLADES RD, STE 500, BOCA RATON, FL</u> ZIP+4 ▶ <u>33431-</u>   |    |     |      |
| 15   | Section 4947(a)(1) nonexempt charitable trusts filing Form 990-PF in lieu of Form 1041—Check here. . . . . ▶ <input type="checkbox"/><br>and enter the amount of tax-exempt interest received or accrued during the year . . . . . ▶ 15 |    |     |      |
| 16   | At any time during calendar year 2012, did the foundation have an interest in or a signature or other authority over a bank, securities, or other financial account in a foreign country? . . . . .                                     | 16 | Yes | No ✓ |
| See the instructions for exceptions and filing requirements for Form TD F 90-22.1. If "Yes," enter the name of the foreign country ▶ |   |    |     |      |

**Part VII-B Statements Regarding Activities for Which Form 4720 May Be Required**

| File Form 4720 if any item is checked in the "Yes" column, unless an exception applies.                                 |   | Yes | No  |
|---|---|-----|-----|
| 1a  | During the year did the foundation (either directly or indirectly):   |     |     |
| (1)   | Engage in the sale or exchange, or leasing of property with a disqualified person? . . . <input type="checkbox"/> Yes <input checked="" type="checkbox"/> No  |     |     |
| (2)   | Borrow money from, lend money to, or otherwise extend credit to (or accept it from) a disqualified person? . . . . . <input type="checkbox"/> Yes <input checked="" type="checkbox"/> No  |     |     |
| (3)   | Furnish goods, services, or facilities to (or accept them from) a disqualified person? . . . <input type="checkbox"/> Yes <input checked="" type="checkbox"/> No  |     |     |
| (4)   | Pay compensation to, or pay or reimburse the expenses of, a disqualified person? . . . <input type="checkbox"/> Yes <input checked="" type="checkbox"/> No  |     |     |
| (5)   | Transfer any income or assets to a disqualified person (or make any of either available for the benefit or use of a disqualified person)? . . . . . <input type="checkbox"/> Yes <input checked="" type="checkbox"/> No   |     |     |
| (6)   | Agree to pay money or property to a government official? (Exception. Check "No" if the foundation agreed to make a grant to or to employ the official for a period after termination of government service, if terminating within 90 days.) . . . . . <input type="checkbox"/> Yes <input checked="" type="checkbox"/> No   |     |     |
| b   | If any answer is "Yes" to 1a(1)–(6), did any of the acts fail to qualify under the exceptions described in Regulations section 53.4941(d)-3 or in a current notice regarding disaster assistance (see instructions)? . . . . .  | 1b  | N/A |
| Organizations relying on a current notice regarding disaster assistance check here . . . . . ▶ <input type="checkbox"/> |   |     |     |
| c   | Did the foundation engage in a prior year in any of the acts described in 1a, other than excepted acts, that were not corrected before the first day of the tax year beginning in 2012? . . . . .   | 1c  | ✓   |
| 2   | Taxes on failure to distribute income (section 4942) (does not apply for years the foundation was a private operating foundation defined in section 4942(j)(3) or 4942(j)(5)):  |     |     |
| a   | At the end of tax year 2012, did the foundation have any undistributed income (lines 6d and 6e, Part XIII) for tax year(s) beginning before 2012? . . . . . <input type="checkbox"/> Yes <input checked="" type="checkbox"/> No<br>If "Yes," list the years ▶ 20____, 20____, 20____, 20____  |     |     |
| b   | Are there any years listed in 2a for which the foundation is not applying the provisions of section 4942(a)(2) (relating to incorrect valuation of assets) to the year's undistributed income? (If applying section 4942(a)(2) to all years listed, answer "No" and attach statement—see instructions.) . . . . .   | 2b  | N/A |
| c   | If the provisions of section 4942(a)(2) are being applied to any of the years listed in 2a, list the years here.<br>▶ 20____, 20____, 20____, 20____  |     |     |
| 3a  | Did the foundation hold more than a 2% direct or indirect interest in any business enterprise at any time during the year? . . . . . <input type="checkbox"/> Yes <input checked="" type="checkbox"/> No  |     |     |
| b   | If "Yes," did it have excess business holdings in 2012 as a result of (1) any purchase by the foundation or disqualified persons after May 26, 1969; (2) the lapse of the 5-year period (or longer period approved by the Commissioner under section 4943(c)(7)) to dispose of holdings acquired by gift or bequest; or (3) the lapse of the 10-, 15-, or 20-year first phase holding period? (Use Schedule C, Form 4720, to determine if the foundation had excess business holdings in 2012.) . . . . . | 3b  | N/A |
| 4a  | Did the foundation invest during the year any amount in a manner that would jeopardize its charitable purposes?   | 4a  | ✓   |
| b   | Did the foundation make any investment in a prior year (but after December 31, 1969) that could jeopardize its charitable purpose that had not been removed from jeopardy before the first day of the tax year beginning in 2012?   | 4b  | ✓   |

**Part VII-B Statements Regarding Activities for Which Form 4720 May Be Required (continued)**

5a During the year did the foundation pay or incur any amount to:

(1) Carry on propaganda, or otherwise attempt to influence legislation (section 4945(e))?  Yes  No

(2) Influence the outcome of any specific public election (see section 4955); or to carry on, directly or indirectly, any voter registration drive?  Yes  No

(3) Provide a grant to an individual for travel, study, or other similar purposes?  Yes  No

(4) Provide a grant to an organization other than a charitable, etc., organization described in section 509(a)(1), (2), or (3), or section 4940(d)(2)? (see instructions)  Yes  No

(5) Provide for any purpose other than religious, charitable, scientific, literary, or educational purposes, or for the prevention of cruelty to children or animals?  Yes  No

b If any answer is "Yes" to 5a(1)–(5), did any of the transactions fail to qualify under the exceptions described in Regulations section 53.4945 or in a current notice regarding disaster assistance (see instructions)?  Yes  No  
 Organizations relying on a current notice regarding disaster assistance check here  Yes  No

c If the answer is "Yes" to question 5a(4), does the foundation claim exemption from the tax because it maintained expenditure responsibility for the grant?  Yes  No  
 If "Yes," attach the statement required by Regulations section 53.4945–5(d).

6a Did the foundation, during the year, receive any funds, directly or indirectly, to pay premiums on a personal benefit contract?  Yes  No

b Did the foundation, during the year, pay premiums, directly or indirectly, on a personal benefit contract?  Yes  No  
 If "Yes" to 6b, file Form 8870.

7a At any time during the tax year, was the foundation a party to a prohibited tax shelter transaction?  Yes  No

b If "Yes," did the foundation receive any proceeds or have any net income attributable to the transaction?  Yes  No

**Part VIII Information About Officers, Directors, Trustees, Foundation Managers, Highly Paid Employees, and Contractors**

**1 List all officers, directors, trustees, foundation managers and their compensation (see instructions).**

| (a) Name and address                                 | (b) Title, and average hours per week devoted to position | (c) Compensation (If not paid, enter -0-) | (d) Contributions to employee benefit plans and deferred compensation | (e) Expense account, other allowances |
|--|---|---|---|---------------------------------------|
| STEVEN M. LOEB<br>ONE LIBERTY PLAZA, NY, NY 10006    | PRES./TREAS<br>AS REQ'D                                   | -0-                                       | -0-   | -0-                                   |
| FERN S. LOEB   | VP./SECT<br>AS REQ'D                                      | -0-                                       | -0-   | -0-                                   |
| MICHAEL R. CHAYET<br>ONE LIBERTY PLAZA, NY, NY 10006 | DIRECTOR<br>AS REQ'D                                      | -0-                                       | -0-   | -0-                                   |

**2 Compensation of five highest-paid employees (other than those included on line 1—see instructions). If none, enter "NONE."**

| (a) Name and address of each employee paid more than \$50,000 | (b) Title, and average hours per week devoted to position | (c) Compensation | (d) Contributions to employee benefit plans and deferred compensation | (e) Expense account, other allowances |
|---|---|------------------|---|---------------------------------------|
| NONE  |   |                  |   |                                       |
|   |   |                  |   |                                       |
|   |   |                  |   |                                       |
|   |   |                  |   |                                       |
|   |   |                  |   |                                       |

Total number of other employees paid over \$50,000  Yes  No **NONE**

**Part VIII Information About Officers, Directors, Trustees, Foundation Managers, Highly Paid Employees, and Contractors (continued)**

| <b>3 Five highest-paid independent contractors for professional services (see instructions). If none, enter "NONE."</b> |                     |                  |
|---|---------------------|------------------|
| (a) Name and address of each person paid more than \$50,000   | (b) Type of service | (c) Compensation |
| NONE  |                     |                  |
|   |                     |                  |
|   |                     |                  |
|   |                     |                  |
|   |                     |                  |
|   |                     |                  |
| Total number of others receiving over \$50,000 for professional services  |                     | NONE             |

**Part IX-A Summary of Direct Charitable Activities**

| List the foundation's four largest direct charitable activities during the tax year. Include relevant statistical information such as the number of organizations and other beneficiaries served, conferences convened, research papers produced, etc. |     | Expenses |
|--|-----|----------|
| 1  | N/A |          |
| 2  |     |          |
| 3  |     |          |
| 4  |     |          |

**Part IX-B Summary of Program-Related Investments (see instructions)**

| Describe the two largest program-related investments made by the foundation during the tax year on lines 1 and 2. |     | Amount |
|---|-----|--------|
| 1   | N/A |        |
| 2   |     |        |
| All other program-related investments. See instructions.  |     |        |
| 3   | N/A |        |
| Total. Add lines 1 through 3  |     | N/A    |

**Part X Minimum Investment Return** (All domestic foundations must complete this part. Foreign foundations, see instructions.)

|          |  |           |         |
|----------|--|-----------|---------|
| <b>1</b> | Fair market value of assets not used (or held for use) directly in carrying out charitable, etc., purposes:          |           |         |
| <b>a</b> | Average monthly fair market value of securities . . . . .  | <b>1a</b> | 1138191 |
| <b>b</b> | Average of monthly cash balances . . . . .   | <b>1b</b> | 22816   |
| <b>c</b> | Fair market value of all other assets (see instructions) . . . . .   | <b>1c</b> |         |
| <b>d</b> | <b>Total</b> (add lines 1a, b, and c) . . . . .  | <b>1d</b> | 1161007 |
| <b>e</b> | Reduction claimed for blockage or other factors reported on lines 1a and 1c (attach detailed explanation) . . . . .  | <b>1e</b> |         |
| <b>2</b> | Acquisition indebtedness applicable to line 1 assets . . . . .   | <b>2</b>  |         |
| <b>3</b> | Subtract line 2 from line 1d . . . . .   | <b>3</b>  | 1161007 |
| <b>4</b> | Cash deemed held for charitable activities. Enter 1 1/2 % of line 3 (for greater amount, see instructions) . . . . . | <b>4</b>  | 17415   |
| <b>5</b> | <b>Net value of noncharitable-use assets.</b> Subtract line 4 from line 3. Enter here and on Part V, line 4          | <b>5</b>  | 1143592 |
| <b>6</b> | <b>Minimum investment return.</b> Enter 5% of line 5 . . . . .   | <b>6</b>  | 57180   |

**Part XI Distributable Amount** (see instructions) (Section 4942(j)(3) and (j)(5) private operating foundations and certain foreign organizations check here  and do not complete this part.)

|           |   |           |       |
|-----------|---|-----------|-------|
| <b>1</b>  | Minimum investment return from Part X, line 6 . . . . .   | <b>1</b>  | 57180 |
| <b>2a</b> | Tax on investment income for 2012 from Part VI, line 5 . . . . .  | <b>2a</b> | 840   |
| <b>b</b>  | Income tax for 2012. (This does not include the tax from Part VI.) . . . . .  | <b>2b</b> |       |
| <b>c</b>  | Add lines 2a and 2b . . . . .   | <b>2c</b> | 840   |
| <b>3</b>  | Distributable amount before adjustments. Subtract line 2c from line 1 . . . . .                                     | <b>3</b>  | 56340 |
| <b>4</b>  | Recoveries of amounts treated as qualifying distributions . . . . .   | <b>4</b>  |       |
| <b>5</b>  | Add lines 3 and 4 . . . . .   | <b>5</b>  | 56340 |
| <b>6</b>  | Deduction from distributable amount (see instructions) . . . . .  | <b>6</b>  |       |
| <b>7</b>  | <b>Distributable amount as adjusted.</b> Subtract line 6 from line 5. Enter here and on Part XIII, line 1 . . . . . | <b>7</b>  | 56340 |

**Part XII Qualifying Distributions** (see instructions)

|          |  |           |       |
|----------|--|-----------|-------|
| <b>1</b> | Amounts paid (including administrative expenses) to accomplish charitable, etc., purposes:   |           |       |
| <b>a</b> | Expenses, contributions, gifts, etc.—total from Part I, column (d), line 26 . . . . .  | <b>1a</b> | 52000 |
| <b>b</b> | Program-related investments—total from Part IX-B . . . . .   | <b>1b</b> |       |
| <b>2</b> | Amounts paid to acquire assets used (or held for use) directly in carrying out charitable, etc., purposes . . . . .  | <b>2</b>  |       |
| <b>3</b> | Amounts set aside for specific charitable projects that satisfy the:   |           |       |
| <b>a</b> | Suitability test (prior IRS approval required) . . . . .   | <b>3a</b> |       |
| <b>b</b> | Cash distribution test (attach the required schedule) . . . . .  | <b>3b</b> |       |
| <b>4</b> | <b>Qualifying distributions.</b> Add lines 1a through 3b. Enter here and on Part V, line 8, and Part XIII, line 4  | <b>4</b>  | 52000 |
| <b>5</b> | Foundations that qualify under section 4940(e) for the reduced rate of tax on net investment income. Enter 1% of Part I, line 27b (see instructions) . . . . . | <b>5</b>  |       |
| <b>6</b> | <b>Adjusted qualifying distributions.</b> Subtract line 5 from line 4 . . . . .  | <b>6</b>  | 52000 |

**Note.** The amount on line 6 will be used in Part V, column (b), in subsequent years when calculating whether the foundation qualifies for the section 4940(e) reduction of tax in those years.

**Part XIII Undistributed Income** (see instructions)

|  | (a)<br>Corpus | (b)<br>Years prior to 2011 | (c)<br>2011 | (d)<br>2012 |
|--|---------------|----------------------------|-------------|-------------|
| 1 Distributable amount for 2012 from Part XI, line 7 . . . . .   |               |                            |             | 56,340      |
| 2 Undistributed income, if any, as of the end of 2012:   |               |                            |             |             |
| a Enter amount for 2011 only . . . . .   |               |                            | - 0 -       |             |
| b Total for prior years: 20__ , 20__ , 20__  |               | - 0 -                      |             |             |
| 3 Excess distributions carryover, if any, to 2012:   |               |                            |             |             |
| a From 2007 . . . . .  | 206,748       |                            |             |             |
| b From 2008 . . . . .  | 86,700        |                            |             |             |
| c From 2009 . . . . .  | 111,156       |                            |             |             |
| d From 2010 . . . . .  | 63,750        |                            |             |             |
| e From 2011 . . . . .  | 43,500        |                            |             |             |
| f Total of lines 3a through e . . . . .  | 511,854       |                            |             |             |
| 4 Qualifying distributions for 2012 from Part XII, line 4: ▶ \$ <u>52,000</u>  |               |                            |             |             |
| a Applied to 2011, but not more than line 2a . . . . .   |               |                            |             |             |
| b Applied to undistributed income of prior years (Election required—see instructions) . . . . .  |               |                            |             |             |
| c Treated as distributions out of corpus (Election required—see instructions) . . . . .  | 52,000        |                            |             |             |
| d Applied to 2012 distributable amount . . . . .   |               |                            |             |             |
| e Remaining amount distributed out of corpus . . . . .   |               |                            |             |             |
| 5 Excess distributions carryover applied to 2012 (If an amount appears in column (d), the same amount must be shown in column (a).)  | 56,340        |                            |             | 56,340      |
| 6 Enter the net total of each column as indicated below:   |               |                            |             |             |
| a Corpus. Add lines 3f, 4c, and 4e. Subtract line 5 . . . . .  | 507,514       |                            |             |             |
| b Prior years' undistributed income. Subtract line 4b from line 2b . . . . .   |               |                            |             |             |
| c Enter the amount of prior years' undistributed income for which a notice of deficiency has been issued, or on which the section 4942(a) tax has been previously assessed . . . . . |               |                            |             |             |
| d Subtract line 6c from line 6b. Taxable amount—see instructions . . . . .   |               | - 0 -                      |             |             |
| e Undistributed income for 2011. Subtract line 4a from line 2a. Taxable amount—see instructions . . . . .  |               |                            | - 0 -       |             |
| f Undistributed income for 2012. Subtract lines 4d and 5 from line 1. This amount must be distributed in 2013 . . . . .  |               |                            |             | - 0 -       |
| 7 Amounts treated as distributions out of corpus to satisfy requirements imposed by section 170(b)(1)(F) or 4942(g)(3) (see instructions) . . . . .                                  | - 0 -         |                            |             |             |
| 8 Excess distributions carryover from 2007 not applied on line 5 or line 7 (see instructions) . . . . .  | 150,408       |                            |             |             |
| 9 Excess distributions carryover to 2013. Subtract lines 7 and 8 from line 6a . . . . .  | 357,106       |                            |             |             |
| 10 Analysis of line 9:   |               |                            |             |             |
| a Excess from 2008 . . . . .   | 86,700        |                            |             |             |
| b Excess from 2009 . . . . .   | 111,156       |                            |             |             |
| c Excess from 2010 . . . . .   | 63,750        |                            |             |             |
| d Excess from 2011 . . . . .   | 43,500        |                            |             |             |
| e Excess from 2012 . . . . .   | 52,000        |                            |             |             |

**Part XIV Private Operating Foundations** (see instructions and Part VII-A, question 9) *NOT APPLICABLE*

- 1a** If the foundation has received a ruling or determination letter that it is a private operating foundation, and the ruling is effective for 2012, enter the date of the ruling . . . . . ▶
- b** Check box to indicate whether the foundation is a private operating foundation described in section  4942(j)(3) or  4942(j)(5)

|  | Tax year | Prior 3 years |          |          | (e) Total |
|--|----------|---------------|----------|----------|-----------|
|  | (a) 2012 | (b) 2011      | (c) 2010 | (d) 2009 |           |
| <b>2a</b> Enter the lesser of the adjusted net income from Part I or the minimum investment return from Part X for each year listed . . . . .                      |          |               |          |          |           |
| <b>b</b> 85% of line 2a . . . . .  |          |               |          |          |           |
| <b>c</b> Qualifying distributions from Part XII, line 4 for each year listed . . . . .   |          |               |          |          |           |
| <b>d</b> Amounts included in line 2c not used directly for active conduct of exempt activities . . . . .   |          |               |          |          |           |
| <b>e</b> Qualifying distributions made directly for active conduct of exempt activities. Subtract line 2d from line 2c . . . . .                                   |          |               |          |          |           |
| <b>3</b> Complete 3a, b, or c for the alternative test relied upon:  |          |               |          |          |           |
| <b>a</b> "Assets" alternative test—enter:  |          |               |          |          |           |
| <b>(1)</b> Value of all assets . . . . .   |          |               |          |          |           |
| <b>(2)</b> Value of assets qualifying under section 4942(j)(3)(B)(i) . . . . .   |          |               |          |          |           |
| <b>b</b> "Endowment" alternative test—enter 2/3 of minimum investment return shown in Part X, line 6 for each year listed . . . . .                                |          |               |          |          |           |
| <b>c</b> "Support" alternative test—enter:   |          |               |          |          |           |
| <b>(1)</b> Total support other than gross investment income (interest, dividends, rents, payments on securities loans (section 512(a)(5)), or royalties) . . . . . |          |               |          |          |           |
| <b>(2)</b> Support from general public and 5 or more exempt organizations as provided in section 4942(j)(3)(B)(iii) . . . . .                                      |          |               |          |          |           |
| <b>(3)</b> Largest amount of support from an exempt organization . . . . .   |          |               |          |          |           |
| <b>(4)</b> Gross investment income . . . . .   |          |               |          |          |           |

**Part XV Supplementary Information** (Complete this part only if the foundation had \$5,000 or more in assets at any time during the year—see instructions.)

- 1 Information Regarding Foundation Managers:**
- a** List any managers of the foundation who have contributed more than 2% of the total contributions received by the foundation before the close of any tax year (but only if they have contributed more than \$5,000). (See section 507(d)(2).)  
*NONE*
- b** List any managers of the foundation who own 10% or more of the stock of a corporation (or an equally large portion of the ownership of a partnership or other entity) of which the foundation has a 10% or greater interest.  
*NONE*
- 2 Information Regarding Contribution, Grant, Gift, Loan, Scholarship, etc., Programs:**  
Check here  if the foundation only makes contributions to preselected charitable organizations and does not accept unsolicited requests for funds. If the foundation makes gifts, grants, etc. (see instructions) to individuals or organizations under other conditions, complete items 2a, b, c, and d.
- a** The name, address, and telephone number or e-mail of the person to whom applications should be addressed:  
*N/A*
- b** The form in which applications should be submitted and information and materials they should include:  
*N/A*
- c** Any submission deadlines:  
*N/A*
- d** Any restrictions or limitations on awards, such as by geographical areas, charitable fields, kinds of institutions, or other factors:  
*N/A*

**Part XV Supplementary Information (continued)**

**3 Grants and Contributions Paid During the Year or Approved for Future Payment**

| Recipient<br>Name and address (home or business)           | If recipient is an individual,<br>show any relationship to<br>any foundation manager<br>or substantial contributor | Foundation<br>status of<br>recipient | Purpose of grant or<br>contribution | Amount           |
|--|--|--------------------------------------|-------------------------------------|------------------|
| <p>a Paid during the year</p> <p>SEE SCHEDULE ATTACHED</p> |  |                                      |                                     | <p>50,000.</p>   |
| <p><b>Total</b> . . . . . ▶</p>                            |  |                                      |                                     | <p>3a 50,000</p> |
| <p>b Approved for future payment</p>                       |  |                                      |                                     |                  |
| <p><b>Total</b> . . . . . ▶</p>                            |  |                                      |                                     | <p>3b NONE</p>   |



**Part XVII Information Regarding Transfers To and Transactions and Relationships With Noncharitable Exempt Organizations**

- 1** Did the organization directly or indirectly engage in any of the following with any other organization described in section 501(c) of the Code (other than section 501(c)(3) organizations) or in section 527, relating to political organizations?
- a** Transfers from the reporting foundation to a noncharitable exempt organization of:
    - (1) Cash 1a(1)  Yes  No
    - (2) Other assets 1a(2)  Yes  No
  - b** Other transactions:
    - (1) Sales of assets to a noncharitable exempt organization 1b(1)  Yes  No
    - (2) Purchases of assets from a noncharitable exempt organization 1b(2)  Yes  No
    - (3) Rental of facilities, equipment, or other assets 1b(3)  Yes  No
    - (4) Reimbursement arrangements 1b(4)  Yes  No
    - (5) Loans or loan guarantees 1b(5)  Yes  No
    - (6) Performance of services or membership or fundraising solicitations 1b(6)  Yes  No
  - c** Sharing of facilities, equipment, mailing lists, other assets, or paid employees 1c  Yes  No
- d** If the answer to any of the above is "Yes," complete the following schedule. Column (b) should always show the fair market value of the goods, other assets, or services given by the reporting foundation. If the foundation received less than fair market value in any transaction or sharing arrangement, show in column (d) the value of the goods, other assets, or services received.

| (a) Line no. | (b) Amount involved | (c) Name of noncharitable exempt organization | (d) Description of transfers, transactions, and sharing arrangements |
|--------------|---------------------|---|--|
|              |                     | N/A   |  |

- 2a** Is the foundation directly or indirectly affiliated with, or related to, one or more tax-exempt organizations described in section 501(c) of the Code (other than section 501(c)(3)) or in section 527?  Yes  No
- b** If "Yes," complete the following schedule.

| (a) Name of organization | (b) Type of organization | (c) Description of relationship |
|--------------------------|--------------------------|---------------------------------|
|                          | N/A                      |                                 |

**Sign Here**  Under penalties of perjury, I declare that I have examined this return, including accompanying schedules and statements, and to the best of my knowledge and belief, it is true, correct, and complete. Declaration of preparer (other than taxpayer) is based on all information of which preparer has any knowledge.

Signature of officer or trustee: *[Signature]* Date: 4/25/13 Title: Pres

May the IRS discuss this return with the preparer shown below (see instructions)?  Yes  No

**Paid Preparer Use Only**

Print/Type preparer's name: EDWARD I SPEER  
 Preparer's signature: *[Signature]*  
 Date: 3/19/13  
 Check  if self-employed  
 PTIN: 000121746  
 Firm's name: EDWARD I SPEER, CPA  
 Firm's EIN: 13-419826  
 Firm's address: 5550 GLADES ROAD, STE 500, BOCA RATON, FL 33431  
 Phone no.: 561-368-6860

Schedule-Capital Transactions

Page:

ID No.: 13-6082546  
 Year Ended: 2012

Name: THE TEBAL FOUNDATION

| No.<br>Shares<br>Or<br>Bonds | Description                    | Date         |             | Sales<br>Price | Cost or<br>Other<br>Basis | Gain or<br>(Loss) |
|------------------------------|--------------------------------|--------------|-------------|----------------|---------------------------|-------------------|
|                              |                                | Acq.         | Sold        |                |                           |                   |
| 10                           | BHP BILLITON LTD SP. ADR       | 12/28/10     | 3/14/12     | 737.36         | 919.08                    | 181.72            |
| 5                            | KIMBERLY CLARK CORP            | 12/28/10     | 3/14/12     | 363.83         | 317.-                     | 46.83             |
| 3                            | PRAXAIR INC                    | 12/28/10     | 3/14/12     | 331.38         | 286.92                    | 44.46             |
| 7                            | VERIZON COMMUNICS INC          | 12/28/10     | 3/14/12     | 278.06         | 249.24                    | 28.82             |
|                              | ACCO BRANDS CORP - CIL         |              | 5/1/12      | 9.48           | 7.76                      | 1.72              |
| 16                           | ACCO BRANDS CORP               | 12/28/10     | 7/20/12     | 126.91         | 151.38                    | 14.47             |
| 6                            | ABBOTT LABS                    | 12/28/10     | 8/29/12     | 395.40         | 284.69                    | 110.71            |
| 32                           | CAMECO CORP CANADA             | 12/28/10     | 9/18/12     | 698.78         | 1254.40                   | 555.62            |
| 6154.876                     | LODGE ABRETT S/D INCL.FD. CL A | 7/14/09      | 1/5-1/10/12 | 28000.-        | 27328.-                   | 672.-             |
| 50.4                         | HEINZ H.J.Co 6%-3/15/12        | 2/17/09      | 3/15/12     | 50000.-        | 52733.25                  | 2733.25           |
| 19209.268                    | EATON VANCE SGLB MACRO A       | 10/1-12/6/10 | 6/4+6/7/12  | 187482.10      | 197856.99                 | 10374.89          |
| 10917.031                    | LODGE ABRETT S/D INCL.FD. A    | 7/14+7/21/09 | 6/7/12      | 50000.-        | 48660.17                  | 1339.83           |
|                              | LTCB DISTRIBUTIONS:            |              |             |                |                           |                   |
|                              | FRANKLIN/TEMPLETON             |              |             |                |                           |                   |
|                              | SGLB BOON FUND                 |              | 12/19/12    | 2112.49        | -                         | 2112.49           |
|                              | THOMPSON PLUMB BOON FD         |              | 12/21/12    | 183.84         | -                         | 183.84            |
|                              | TOTALS                         |              |             | 320729.63      | 330048.88                 | 9319.25           |
|                              | NET SHORT-TERM G(L)            |              |             |                |                           |                   |
|                              | NET LONG-TERM G(L)             |              |             |                |                           | 9319.25           |

THE TEBIL FOUNDATION, INC.

#13-6082546

2012

FORM 990-PF

PART I, Line 18 - TAXES

U.S. Treasury - for 2011

961

PART I, Line 23 - OTHER EXPENSES

ADR Fee

2

Annual Fee

150

New York State Dept. of Law

250

Management Fees

6,976

7,378

FORM 990-PFPART II - BALANCE SHEETLine 10b - CORPORATE STOCK

| # SHS  | DESCRIPTION                         | BEGINNING        | END OF YEAR      |                  |
|--------|-------------------------------------|------------------|------------------|------------------|
|        |                                     | OF YEAR          | BOOK VALUE       | MKT VALUE        |
|        |                                     | BOOK VALUE       |                  |                  |
| 25,199 | Eaton Vance Glbl Macro Fd A         | 259,300          |                  |                  |
| 6,586  | Eaton Vance Glbl Macro Fd A         |                  | 67,350           | 64,813           |
| 11,948 | FT Templeton Glbl Bond A            | 161,394          |                  |                  |
| 12,833 | FT Templeton Glbl Bond A            |                  | 173,016          | 171,709          |
| 13,283 | JPM Strat Incm Opptys Fd A          | 155,988          |                  |                  |
| 13,738 | JPM Strat Incm Opptys Fd A          |                  | 161,254          | 162,113          |
| 78,858 | Lord Abbett Sht Dur Incm A          | 353,439          |                  |                  |
| 64,630 | Lord Abbett Sht Dur Inc, A          |                  | 290,537          | 300,530          |
| 11,452 | Double Line Total Return Fd A       |                  | 128,545          | 129,755          |
| 8,856  | Thompson Plumb Bond Fund            |                  | 102,507          | 105,034          |
|        | UBS A/C #Y6-06260 -<br>See Schedule |                  |                  |                  |
|        |                                     | <u>147,802</u>   | <u>150,645</u>   | <u>171,974</u>   |
|        | TOTALS                              | <u>1,077,923</u> | <u>1,073,854</u> | <u>1,105,928</u> |



ACCESS  
December 2012

Account name: THE TEBIL FOUNDATION, INC  
Account number: Y6 06260 VV

Your Financial Advisor:  
FREIDES/KANIGHER  
310-734-2400/888-843-6991

## Your assets

Some prices, income and current values shown may be approximate. As a result, gains and losses may not be accurately reflected. See *important information about your statement* at the end of this document for more information.

### Cash

### Cash and money balances

| Holding                  | Opening balance on Dec 1 (\$) | Closing balance on Dec 31 (\$) | Price per share on Dec 31 (\$) | Average rate | Dividend/Interest period | Days in period |
|--------------------------|-------------------------------|--------------------------------|--------------------------------|--------------|--------------------------|----------------|
| Cash                     | 0 00                          | 9 77                           |                                |              |                          |                |
| RMA GOVERNMENT PORTFOLIO | 6,188 45                      | 5,780 35                       | 1 00                           | 0 01%        | Nov 26 to Dec 23         | 28             |
| <b>Total</b>             | <b>\$6,188.45</b>             | <b>\$5,790.12</b>              |                                |              |                          |                |

### Equities

### Common stock

| Holding                         | Trade date | Number of shares | Purchase price/Average price per share (\$) | Cost basis (\$) | Price per share on Dec 31 (\$) | Value on Dec 31 (\$) | Unrealized gain or loss (\$) | Holding period |
|---------------------------------|------------|------------------|---|-----------------|--------------------------------|----------------------|------------------------------|----------------|
| <b>ABBOTT LABS</b>              |            |                  |   |                 |                                |                      |                              |                |
| Symbol: ABT Exchange: NYSE      |            |                  |   |                 |                                |                      |                              |                |
| EAI: \$15 Current yield: 0 88%  | Dec 28, 10 | 26 000           | 47 448                                      | 1,233 66        | 65 500                         | 1,703 00             | 469 34                       | LT             |
| <b>ACE LTD CHF</b>              |            |                  |   |                 |                                |                      |                              |                |
| Symbol: ACE Exchange: NYSE      |            |                  |   |                 |                                |                      |                              |                |
| EAI: \$31 Current yield: 2 43%  | Oct 5, 11  | 16 000           | 60 379                                      | 966 07          | 79 800                         | 1,276 80             | 310 73                       | LT             |
| CHF Exchange rate: 0 91535      |            |                  |   |                 |                                |                      |                              |                |
| <b>AMER EXPRESS CO</b>          |            |                  |   |                 |                                |                      |                              |                |
| Symbol: AXP Exchange: NYSE      |            |                  |   |                 |                                |                      |                              |                |
| EAI: \$19 Current yield: 1 38%  | Dec 28, 10 | 24 000           | 42 828                                      | 1,027 88        | 57 480                         | 1,379 52             | 351 64                       | LT             |
| <b>AT&amp;T INC</b>             |            |                  |   |                 |                                |                      |                              |                |
| Symbol: T Exchange: NYSE        |            |                  |   |                 |                                |                      |                              |                |
| EAI: \$158 Current yield: 5 33% | Dec 28, 10 | 86 000           | 29 255                                      | 2,515 93        | 33 710                         | 2,899 06             | 383 13                       | LT             |
|                                 | Mar 19, 12 | 2 000            | 31 690                                      | 63 38           | 33 710                         | 67 42                | 4 04                         | ST             |
| Security total                  |            | 88 000           | 29 310                                      | 2,579 31        |                                | 2,966 48             | 387 17                       |                |

continued next page





ACCESS  
December 2012

Account name: THE TEBIL FOUNDATION, INC.  
Y6 06260 VW

Your Financial Advisor:  
FREIDES/KANIGHER  
310-734-2400/888-843-6991

Your assets • Equities • Common stock (continued)

| Holding                               | Trade date | Number of shares | Purchase price/<br>Average price<br>per share (\$) | Cost basis (\$) | Price per share<br>on Dec 31 (\$) | Value on<br>Dec 31 (\$) | Unrealized<br>gain or loss (\$) | Holding<br>period |
|---------------------------------------|------------|------------------|--|-----------------|-----------------------------------|-------------------------|---------------------------------|-------------------|
| <b>BANK OF NOVA SCOTIA CANADA CAD</b> |            |                  |  |                 |                                   |                         |                                 |                   |
| Symbol: BNS Exchange: NYSE            |            |                  |  |                 |                                   |                         |                                 |                   |
| EAI: \$87 Current yield 3.96%         |            |                  |  |                 |                                   |                         |                                 |                   |
| CAD Exchange rate 0.99570             |            |                  |  |                 |                                   |                         |                                 |                   |
| Security total                        |            |                  |  |                 |                                   |                         |                                 |                   |
| <b>BHP BILLITON LTD SPON ADR</b>      |            |                  |  |                 |                                   |                         |                                 |                   |
| Symbol: BHP Exchange: NYSE            |            |                  |  |                 |                                   |                         |                                 |                   |
| EAI: \$99 Current yield 2.87%         |            |                  |  |                 |                                   |                         |                                 |                   |
| Security total                        |            |                  |  |                 |                                   |                         |                                 |                   |
| <b>BRISTOL MYERS SQUIBB CO</b>        |            |                  |  |                 |                                   |                         |                                 |                   |
| Symbol: BMY Exchange: NYSE            |            |                  |  |                 |                                   |                         |                                 |                   |
| EAI: \$133 Current yield 4.30%        |            |                  |  |                 |                                   |                         |                                 |                   |
| Security total                        |            |                  |  |                 |                                   |                         |                                 |                   |
| <b>CATERPILLAR INC</b>                |            |                  |  |                 |                                   |                         |                                 |                   |
| Symbol: CAT Exchange: NYSE            |            |                  |  |                 |                                   |                         |                                 |                   |
| EAI: \$85 Current yield 2.31%         |            |                  |  |                 |                                   |                         |                                 |                   |
| Security total                        |            |                  |  |                 |                                   |                         |                                 |                   |
| <b>CDN NATL RAILWAY CO CAD</b>        |            |                  |  |                 |                                   |                         |                                 |                   |
| Symbol: CNI Exchange: NYSE            |            |                  |  |                 |                                   |                         |                                 |                   |
| EAI: \$39 Current yield 1.65%         |            |                  |  |                 |                                   |                         |                                 |                   |
| CAD Exchange rate 0.99570             |            |                  |  |                 |                                   |                         |                                 |                   |
| Security total                        |            |                  |  |                 |                                   |                         |                                 |                   |
| <b>CENTURYLINK INC</b>                |            |                  |  |                 |                                   |                         |                                 |                   |
| Symbol: CTL Exchange: NYSE            |            |                  |  |                 |                                   |                         |                                 |                   |
| EAI: \$113 Current yield 7.41%        |            |                  |  |                 |                                   |                         |                                 |                   |
| Security total                        |            |                  |  |                 |                                   |                         |                                 |                   |
| <b>CHEVRON CORP</b>                   |            |                  |  |                 |                                   |                         |                                 |                   |
| Symbol: CVX Exchange: NYSE            |            |                  |  |                 |                                   |                         |                                 |                   |
| EAI: \$151 Current yield 3.32%        |            |                  |  |                 |                                   |                         |                                 |                   |
| Security total                        |            |                  |  |                 |                                   |                         |                                 |                   |

continued next page



ACCESS  
December 2012

Account name: THE TEBIL FOUNDATION, INC  
Account number: Y6 06260 VV

Your Financial Advisor:  
FREIDES/KANIGHER  
310-734-2400/888-843-6991

Your assets • Equities • Common stock (continued)

| Holding                                | Trade date | Number of shares | Purchase price/Average price per share (\$) | Cost basis (\$) | Price per share on Dec 31 (\$) | Value on Dec 31 (\$) | Unrealized gain or loss (\$) | Holding period |
|--|------------|------------------|---|-----------------|--------------------------------|----------------------|------------------------------|----------------|
| <b>CHUBB CORP</b>                      |            |                  |   |                 |                                |                      |                              |                |
| Symbol CB Exchange NYSE                |            |                  |   |                 |                                |                      |                              |                |
| EAI \$52 Current yield 2.16%           | Dec 28, 10 | 32,000           | 59,980                                      | 1,919.36        | 75,320                         | 2,410.24             | 490.88                       | LT             |
| <b>COCA COLA CO COM</b>                |            |                  |   |                 |                                |                      |                              |                |
| Symbol KO Exchange NYSE                |            |                  |   |                 |                                |                      |                              |                |
| EAI \$61 Current yield 2.80%           | Dec 28, 10 | 60,000           | 32,714                                      | 1,962.85        | 36,250                         | 2,175.00             | 212.15                       | LT             |
| <b>COMCAST CORP NEW SPECIAL CLA</b>    |            |                  |   |                 |                                |                      |                              |                |
| Symbol CMCSK Exchange OTC              |            |                  |   |                 |                                |                      |                              |                |
| EAI \$33 Current yield 1.80%           | Feb 16, 11 | 50,000           | 23,859                                      | 1,192.96        | 35,920                         | 1,796.00             | 603.04                       | LT             |
|  | Mar 19, 12 | 1,000            | 29,370                                      | 29.37           | 35,920                         | 35.92                | 6.55                         | ST             |
| Security total                         |            | 51,000           | 23,967                                      | 1,222.33        |                                | 1,831.92             | 609.59                       |                |
| <b>CONOCOPHILLIPS</b>                  |            |                  |   |                 |                                |                      |                              |                |
| Symbol COP Exchange NYSE               |            |                  |   |                 |                                |                      |                              |                |
| EAI \$74 Current yield 4.56%           | Dec 28, 10 | 27,000           | 51,400                                      | 1,387.82        | 57,990                         | 1,565.73             | 177.91                       | LT             |
|  | Mar 19, 12 | 1,000            | 59,320                                      | 59.32           | 57,990                         | 57.99                | -1.33                        | ST             |
| Security total                         |            | 28,000           | 51,684                                      | 1,447.14        |                                | 1,623.72             | 176.58                       |                |
| <b>CONS ENERGY INC</b>                 |            |                  |   |                 |                                |                      |                              |                |
| Symbol CNX Exchange NYSE               |            |                  |   |                 |                                |                      |                              |                |
| EAI \$13 Current yield 1.62%           | Dec 28, 10 | 25,000           | 47,078                                      | 1,176.96        | 32,100                         | 802.50               | -374.46                      | LT             |
| <b>DEERE AND CO</b>                    |            |                  |   |                 |                                |                      |                              |                |
| Symbol DE Exchange NYSE                |            |                  |   |                 |                                |                      |                              |                |
| EAI \$68 Current yield 2.13%           | Dec 28, 10 | 36,000           | 83,452                                      | 3,004.30        | 86,420                         | 3,111.12             | 106.82                       | LT             |
|  | Mar 19, 12 | 1,000            | 83,720                                      | 83.72           | 86,420                         | 86.42                | 2.70                         | ST             |
| Security total                         |            | 37,000           | 83,460                                      | 3,088.02        |                                | 3,197.54             | 109.52                       |                |
| <b>DIAGEO PLC NEW GB SPON ADR</b>      |            |                  |   |                 |                                |                      |                              |                |
| Symbol DEO Exchange NYSE               |            |                  |   |                 |                                |                      |                              |                |
| EAI \$89 Current yield 2.39%           | Dec 28, 10 | 31,000           | 74,285                                      | 2,302.84        | 116,580                        | 3,613.98             | 1,311.14                     | LT             |
|  | Mar 19, 12 | 1,000            | 96,300                                      | 96.30           | 116,580                        | 116.58               | 20.28                        | ST             |
| Security total                         |            | 32,000           | 74,973                                      | 2,399.14        |                                | 3,730.56             | 1,331.42                     |                |
| <b>DOMINION RESOURCES INC VA (NEW)</b> |            |                  |   |                 |                                |                      |                              |                |
| Symbol D Exchange NYSE                 |            |                  |   |                 |                                |                      |                              |                |
| EAI \$114 Current yield 4.08%          | Dec 28, 10 | 53,000           | 42,909                                      | 2,274.19        | 51,800                         | 2,745.40             | 471.21                       | LT             |

continued next page





ACCESS  
December 2012

Account name:  
Account number:

THE TEBIL FOUNDATION, INC.  
Y6 06260 VV

Your Financial Advisor:  
FREIDES/KANIGHER  
310-734-2400/888-843-6991

Your assets • Equities • Common stock (continued)

| Holding                       | Trade date | Number of shares | Purchase price/Average price per share (\$) | Cost basis (\$) | Price per share on Dec 31 (\$) | Value on Dec 31 (\$) | Unrealized gain or loss (\$) | Holding period |
|-------------------------------|------------|------------------|---|-----------------|--------------------------------|----------------------|------------------------------|----------------|
| Security total                | Mar 19, 12 | 1,000            | 50 490                                      | 50 49           | 51 800                         | 51 80                | 1.31                         | ST             |
| Security total                |            | 54 000           | 43 050                                      | 2,324 68        |                                | 2,797 20             | 472 52                       |                |
| DOW CHEMICAL                  |            |                  |   |                 |                                |                      |                              |                |
| Symbol DOW Exchange NYSE      |            |                  |   |                 |                                |                      |                              |                |
| EAI \$41 Current yield: 3 96% | Jun 6, 11  | 31 000           | 35 138                                      | 1,089 30        | 32 329                         | 1,002 19             | -87 11                       | LT             |
| Security total                | Mar 19, 12 | 1,000            | 35 620                                      | 35 62           | 32 329                         | 32 33                | -3 29                        | ST             |
| Security total                |            | 32 000           | 35 154                                      | 1,124 92        |                                | 1,034 52             | -90 40                       |                |
| DU PONT DE NEMOURS            |            |                  |   |                 |                                |                      |                              |                |
| Symbol DD Exchange NYSE       |            |                  |   |                 |                                |                      |                              |                |
| EAI \$119 Current yield 3 83% | Dec 28, 10 | 67 000           | 49 810                                      | 3,337 27        | 44 978                         | 3,013 52             | -323 75                      | LT             |
| Security total                | Mar 19, 12 | 2 000            | 53 410                                      | 106 82          | 44 978                         | 89 96                | -16 86                       | ST             |
| Security total                |            | 69 000           | 49 914                                      | 3,444 09        |                                | 3,103 48             | -340 61                      |                |
| ENBRIDGE INC CAD              |            |                  |   |                 |                                |                      |                              |                |
| Symbol ENB Exchange NYSE      |            |                  |   |                 |                                |                      |                              |                |
| EAI \$74 Current yield: 2 95% | Dec 28, 10 | 56 000           | 27 900                                      | 1,562 40        | 43 320                         | 2,425 92             | 863 52                       | LT             |
| CAD Exchange rate 0 99570     | Mar 19, 12 | 2 000            | 38 280                                      | 76 56           | 43 320                         | 86 64                | 10 08                        | ST             |
| Security total                |            | 58 000           | 28 258                                      | 1,638 96        |                                | 2,512 56             | 873 60                       |                |
| EQT CORP                      |            |                  |   |                 |                                |                      |                              |                |
| Symbol EQT Exchange NYSE      |            |                  |   |                 |                                |                      |                              |                |
| EAI \$22 Current yield 1 49%  | Dec 28, 10 | 25 000           | 44 808                                      | 1,120.20        | 58.980                         | 1,474 50             | 354 30                       | LT             |
| Security total                |            |                  |   |                 |                                |                      |                              |                |
| EXXON MOBIL CORP              |            |                  |   |                 |                                |                      |                              |                |
| Symbol XOM Exchange NYSE      |            |                  |   |                 |                                |                      |                              |                |
| EAI \$128 Current yield 2 64% | Dec 28, 10 | 54 000           | 73 487                                      | 3,968 35        | 86 550                         | 4,673 70             | 705 35                       | LT             |
| Security total                | Mar 19, 12 | 2 000            | 87 165                                      | 174 33          | 86 550                         | 173 10               | -1 23                        | ST             |
| Security total                |            | 56 000           | 73 976                                      | 4,142.68        |                                | 4,846 80             | 704 12                       |                |
| FIFTH THIRD BANCORP           |            |                  |   |                 |                                |                      |                              |                |
| Symbol FITB Exchange OTC      |            |                  |   |                 |                                |                      |                              |                |
| EAI \$36 Current yield 2.66%  | Dec 20, 12 | 89 000           | 15 069                                      | 1,341 19        | 15 200                         | 1,352 80             | 11.61                        | ST             |
| FIRSTENERGY CORP              |            |                  |   |                 |                                |                      |                              |                |
| Symbol FE Exchange NYSE       |            |                  |   |                 |                                |                      |                              |                |
| EAI \$64 Current yield 5 28%  | Dec 28, 10 | 28 000           | 37 439                                      | 1,048 30        | 41 760                         | 1,169 28             | 120.98                       | LT             |
| Security total                | Mar 19, 12 | 1 000            | 44 310                                      | 44 31           | 41 760                         | 41 76                | -2 55                        | ST             |
| Security total                |            | 29 000           | 37 676                                      | 1,092 61        |                                | 1,211 04             | 118 43                       |                |

continued next page



ACCESS  
December 2012

Account name: THE TEBIL FOUNDATION, INC  
Y6 06260 VV

Your Financial Advisor:  
FREIDES/KANIGHER  
310-734-2400/888-843-6991

Your assets • Equities • Common stock (continued)

| Holding                       | Trade date | Number of shares | Purchase price/Average price per share (\$) | Cost basis (\$) | Price per share on Dec 31 (\$) | Value on Dec 31 (\$) | Unrealized gain or loss (\$) | Holding period |
|-------------------------------|------------|------------------|---|-----------------|--------------------------------|----------------------|------------------------------|----------------|
| <b>GENL DYNAMICS CORP</b>     |            |                  |   |                 |                                |                      |                              |                |
| Symbol: GD Exchange NYSE      |            |                  |   |                 |                                |                      |                              |                |
| EAI \$47 Current yield 2.95%  | Dec 28, 10 | 23 000           | 70 935                                      | 1,631.52        | 69 270                         | 1,593.21             | -38.31                       | LT             |
| <b>GENL ELECTRIC CO</b>       |            |                  |   |                 |                                |                      |                              |                |
| Symbol: GE Exchange NYSE      |            |                  |   |                 |                                |                      |                              |                |
| EAI \$110 Current yield 3.61% | Dec 28, 10 | 141 000          | 18 387                                      | 2,592.67        | 20 990                         | 2,959.59             | 366.92                       | LT             |
|                               | Mar 19, 12 | 4 000            | 20 270                                      | 81 08           | 20 990                         | 83 96                | 2.88                         | ST             |
| Security total                |            | 145 000          | 18 440                                      | 2,673.75        |                                | 3,043.55             | 369.80                       |                |
| <b>GENL MILLS INC</b>         |            |                  |   |                 |                                |                      |                              |                |
| Symbol: GIS Exchange NYSE     |            |                  |   |                 |                                |                      |                              |                |
| EAI \$42 Current yield 3.25%  | Dec 28, 10 | 31 000           | 35 568                                      | 1,102.61        | 40 420                         | 1,253.02             | 150.41                       | LT             |
|                               | Mar 19, 12 | 1 000            | 38 590                                      | 38 59           | 40 420                         | 40 42                | 1.83                         | ST             |
| Security total                |            | 32 000           | 35 663                                      | 1,141.20        |                                | 1,293.44             | 152.24                       |                |
| <b>HOME DEPOT INC</b>         |            |                  |   |                 |                                |                      |                              |                |
| Symbol: HD Exchange NYSE      |            |                  |   |                 |                                |                      |                              |                |
| EAI \$51 Current yield 1.87%  | Dec 28, 10 | 43 000           | 35.140                                      | 1,511.02        | 61 850                         | 2,659.55             | 1,148.53                     | LT             |
|                               | Mar 19, 12 | 1 000            | 48 750                                      | 48 75           | 61 850                         | 61 85                | 13.10                        | ST             |
| Security total                |            | 44 000           | 35 449                                      | 1,559.77        |                                | 2,721.40             | 1,161.63                     |                |
| <b>HONEYWELL INTL INC</b>     |            |                  |   |                 |                                |                      |                              |                |
| Symbol: HON Exchange NYSE     |            |                  |   |                 |                                |                      |                              |                |
| EAI \$34 Current yield 2.55%  | Apr 7, 11  | 21 000           | 58 563                                      | 1,229.84        | 63 470                         | 1,332.87             | 103.03                       | LT             |
| <b>INTEL CORP</b>             |            |                  |   |                 |                                |                      |                              |                |
| Symbol: INTC Exchange OTC     |            |                  |   |                 |                                |                      |                              |                |
| EAI \$60 Current yield 4.34%  | Dec 28, 10 | 65 000           | 20 856                                      | 1,355.69        | 20 620                         | 1,340.30             | -15.39                       | LT             |
|                               | Mar 19, 12 | 2 000            | 27 790                                      | 55 58           | 20 620                         | 41 24                | -14.34                       | ST             |
| Security total                |            | 67 000           | 21 064                                      | 1,411.27        |                                | 1,381.54             | -29.73                       |                |
| <b>INTL BUSINESS MACH</b>     |            |                  |   |                 |                                |                      |                              |                |
| Symbol: IBM Exchange NYSE     |            |                  |   |                 |                                |                      |                              |                |
| EAI \$58 Current yield 1.78%  | Dec 28, 10 | 16 000           | 145 966                                     | 2,335.47        | 191 550                        | 3,064.80             | 729.33                       | LT             |
|                               | Mar 19, 12 | 1 000            | 206 040                                     | 206 04          | 191 550                        | 191 55               | -14.49                       | ST             |
| Security total                |            | 17 000           | 149 501                                     | 2,541.51        |                                | 3,256.35             | 714.84                       |                |

continued next page





ACCESS  
December 2012

Account name:  
Account number:

THE TEBIL FOUNDATION, INC  
Y6 06260 VV

Your Financial Advisor:  
FREIDES/KANIGHER  
310-734-2400/888-843-6991

Your assets > Equities > Common stock (continued)

| Holding                          | Trade date | Number of shares | Purchase price/Average price per share (\$) | Cost basis (\$) | Price per share on Dec 31 (\$) | Value on Dec 31 (\$) | Unrealized gain or loss (\$) | Holding period |
|----------------------------------|------------|------------------|---|-----------------|--------------------------------|----------------------|------------------------------|----------------|
| <b>JOHNSON CONTROLS INC</b>      |            |                  |   |                 |                                |                      |                              |                |
| Symbol: JCI Exchange NYSE        | Mar 15, 11 | 29 000           | 39 468                                      | 1,144 59        | 30 670                         | 889 43               | -255 16                      | LT             |
| EAI \$24 Current yield 2 52%     | Mar 19, 12 | 2 000            | 32 725                                      | 65 45           | 30 670                         | 61 34                | -4 11                        | ST             |
| Security total                   |            | 31 000           | 39 034                                      | 1,210 04        |                                | 950 77               | -259 27                      |                |
| <b>JOHNSON &amp; JOHNSON COM</b> |            |                  |   |                 |                                |                      |                              |                |
| Symbol: JNJ Exchange NYSE        | Dec 28, 10 | 18 000           | 62 188                                      | 1,119 39        | 70 100                         | 1,261 80             | 142 41                       | LT             |
| EAI \$78 Current yield 3 48%     | May 17, 11 | 8 000            | 66 136                                      | 529 09          | 70 100                         | 560 80               | 31 71                        | LT             |
|                                  | Aug 29, 12 | 6 000            | 67 751                                      | 406 51          | 70 100                         | 420 60               | 14 09                        | ST             |
| Security total                   |            | 32 000           | 64 218                                      | 2,054 99        |                                | 2,243 20             | 188 21                       |                |
| <b>JPMORGAN CHASE &amp; CO</b>   |            |                  |   |                 |                                |                      |                              |                |
| Symbol: JPM Exchange NYSE        | Dec 28, 10 | 117 000          | 42 676                                      | 4,993 19        | 43 969                         | 5,144 37             | 151 18                       | LT             |
| EAI \$143 Current yield 2 73%    | Mar 19, 12 | 2 000            | 45 290                                      | 90 58           | 43 969                         | 87 94                | -2 64                        | ST             |
| Security total                   |            | 119 000          | 42 721                                      | 5,083 77        |                                | 5,232 31             | 148 54                       |                |
| <b>KIMBERLY CLARK CORP</b>       |            |                  |   |                 |                                |                      |                              |                |
| Symbol: KMB Exchange NYSE        | Dec 28, 10 | 20 000           | 63 399                                      | 1,267 98        | 84 430                         | 1,688 60             | 420 62                       | LT             |
| EAI \$59 Current yield 3 49%     |            |                  |   |                 |                                |                      |                              |                |
| <b>LIMITED BRANDS INC CL A</b>   |            |                  |   |                 |                                |                      |                              |                |
| Symbol: LTD Exchange NYSE        | Feb 16, 11 | 36 000           | 33 120                                      | 1,192 32        | 47 060                         | 1,694 16             | 501 84                       | LT             |
| EAI \$46 Current yield 2 12%     | Aug 23, 11 | 10 000           | 34 421                                      | 344 21          | 47 060                         | 470 60               | 126 39                       | LT             |
| Security total                   |            | 46 000           | 33 403                                      | 1,536 53        |                                | 2,164 76             | 628 23                       |                |
| <b>LORILLARD INC</b>             |            |                  |   |                 |                                |                      |                              |                |
| Symbol: LO Exchange NYSE         | Dec 28, 10 | 17 000           | 81 948                                      | 1,393 12        | 116 670                        | 1,983 39             | 590 27                       | LT             |
| EAI \$105 Current yield 5 29%    |            |                  |   |                 |                                |                      |                              |                |
| <b>MARATHON OIL CORP</b>         |            |                  |   |                 |                                |                      |                              |                |
| Symbol: MRO Exchange NYSE        | Dec 28, 10 | 43 000           | 22 116                                      | 951 02          | 30 660                         | 1,318 38             | 367 36                       | LT             |
| EAI \$30 Current yield 2 22%     | Mar 19, 12 | 1 000            | 34 600                                      | 34 60           | 30 660                         | 30 66                | -3 94                        | ST             |
| Security total                   |            | 44 000           | 22 400                                      | 985 62          |                                | 1,349 04             | 363 42                       |                |

continued next page



ACCESS  
December 2012

Account name:  
Account number:

THE TEBIL FOUNDATION, INC  
Y6 06260 VV

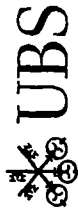
Your Financial Advisor:  
FREIDES/KANIGHER  
310-734-2400/888-843-6991

Your assets • Equities • Common stock (continued)

| Holding                           | Trade date | Number of Shares | Purchase price/Average price per Share (\$) | Cost basis (\$) | Price per share on Dec 31 (\$) | Value on Dec 31 (\$) | Unrealized gain or loss (\$) | Holding period |
|-----------------------------------|------------|------------------|---|-----------------|--------------------------------|----------------------|------------------------------|----------------|
| <b>MARATHON PETROLEUM CO</b>      |            |                  |   |                 |                                |                      |                              |                |
| Symbol MPC Exchange NYSE          |            |                  |   |                 |                                |                      |                              |                |
| EAI \$31 Current yield 2.24%      | Dec 28, 10 | 21 000           | 28 742                                      | 603 59          | 63 000                         | 1,323 00             | 719 41                       | LT             |
|                                   | Mar 19, 12 | 1 000            | 44 560                                      | 44 56           | 63 000                         | 63 00                | 18 44                        | ST             |
| Security total                    |            | 22 000           | 29 461                                      | 648 15          |                                | 1,386 00             | 737.85                       |                |
| <b>MCDONALD'S CORP</b>            |            |                  |   |                 |                                |                      |                              |                |
| Symbol MCD Exchange NYSE          |            |                  |   |                 |                                |                      |                              |                |
| EAI \$120 Current yield 3.49%     | Dec 28, 10 | 38 000           | 76 439                                      | 2,904 69        | 88 210                         | 3,351 98             | 447 29                       | LT             |
|                                   | Mar 19, 12 | 1 000            | 97 680                                      | 97 68           | 88 210                         | 88 21                | -9 47                        | ST             |
| Security total                    |            | 39 000           | 76 984                                      | 3,002 37        |                                | 3,440 19             | 437 82                       |                |
| <b>MEADWESTVACO CORP</b>          |            |                  |   |                 |                                |                      |                              |                |
| Symbol MWV Exchange NYSE          |            |                  |   |                 |                                |                      |                              |                |
| EAI \$51 Current yield 3.14%      | Dec 28, 10 | 50 000           | 23 150                                      | 1,157 50        | 31 870                         | 1,593 50             | 436 00                       | LT             |
|                                   | Mar 19, 12 | 1 000            | 27 450                                      | 27 45           | 31 870                         | 31 87                | 4 42                         | ST             |
| Security total                    |            | 51 000           | 23 234                                      | 1,184 95        |                                | 1,625 37             | 440 42                       |                |
| <b>MERCK &amp; CO INC NEW COM</b> |            |                  |   |                 |                                |                      |                              |                |
| Symbol MRK Exchange NYSE          |            |                  |   |                 |                                |                      |                              |                |
| EAI \$93 Current yield 4.21%      | Dec 28, 10 | 52 000           | 36 220                                      | 1,883 44        | 40 940                         | 2,128 88             | 245 44                       | LT             |
|                                   | Mar 19, 12 | 2 000            | 37 975                                      | 75 95           | 40 940                         | 81 88                | 5 93                         | ST             |
| Security total                    |            | 54 000           | 36 285                                      | 1,959 39        |                                | 2,210 76             | 251 37                       |                |
| <b>MICROSOFT CORP</b>             |            |                  |   |                 |                                |                      |                              |                |
| Symbol MSFT Exchange OTC          |            |                  |   |                 |                                |                      |                              |                |
| EAI \$58 Current yield 3.45%      | Dec 28, 10 | 39 000           | 28 046                                      | 1,093 81        | 26 709                         | 1,041.65             | -52 16                       | LT             |
|                                   | Dec 7, 11  | 23 000           | 25 545                                      | 587 54          | 26 709                         | 614 30               | 26 76                        | LT             |
|                                   | Mar 19, 12 | 1 000            | 32 400                                      | 32 40           | 26 709                         | 26 71                | -5 69                        | ST             |
| Security total                    |            | 63 000           | 27 202                                      | 1,713 75        |                                | 1,682 66             | -31 09                       |                |
| <b>NEXTERA ENERGY INC COM</b>     |            |                  |   |                 |                                |                      |                              |                |
| Symbol NEE Exchange NYSE          |            |                  |   |                 |                                |                      |                              |                |
| EAI \$91 Current yield 3.46%      | Dec 28, 10 | 37 000           | 52 338                                      | 1,936 54        | 69 190                         | 2,560 03             | 623 49                       | LT             |
|                                   | Mar 19, 12 | 1 000            | 60 420                                      | 60 42           | 69 190                         | 69 19                | 8 77                         | ST             |
| Security total                    |            | 38 000           | 52 552                                      | 1,996 96        |                                | 2,629 22             | 632 26                       |                |

continued next page





ACCESS  
December 2012

Account name:  
Account number:

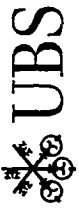
THE TEBIL FOUNDATION, INC  
Y6 06260 VW

Your Financial Advisor:  
FREIDES/KANIGHER  
310-734-2400/888-843-6991

Your assets • Equities • Common stock (continued)

| Holding                         | Trade date | Number of shares | Purchase price/<br>Average price<br>per share (\$) | Cost basis (\$) | Price per share<br>on Dec 31 (\$) | Value on<br>Dec 31 (\$) | Unrealized<br>gain or loss (\$) | Holding<br>period |
|---------------------------------|------------|------------------|--|-----------------|-----------------------------------|-------------------------|---------------------------------|-------------------|
| <b>NORTHEAST UTILITIES</b>      |            |                  |  |                 |                                   |                         |                                 |                   |
| Symbol NU Exchange NYSE         |            |                  |  |                 |                                   |                         |                                 |                   |
| EAI \$51 Current yield 3.53%    | Dec 28, 10 | 36 000           | 31 918   | 1,149 05        | 39 080                            | 1,406 88                | 257 83                          | LT                |
|                                 | Mar 19, 12 | 1 000            | 36 470   | 36 47           | 39 080                            | 39 08                   | 2 61                            | ST                |
| Security total                  |            | 37 000           | 32 041   | 1,185 52        |                                   | 1,445 96                | 260 44                          |                   |
| <b>NORTHROP GRUMMAN CORP</b>    |            |                  |  |                 |                                   |                         |                                 |                   |
| Symbol NOC Exchange NYSE        |            |                  |  |                 |                                   |                         |                                 |                   |
| EAI \$51 Current yield 3.28%    | Dec 28, 10 | 22 000           | 58 557   | 1,288 27        | 67 580                            | 1,486 76                | 198 49                          | LT                |
|                                 | Mar 19, 12 | 1 000            | 62 050   | 62 05           | 67 580                            | 67 58                   | 5 53                            | ST                |
| Security total                  |            | 23 000           | 58 710   | 1,350 32        |                                   | 1,554 34                | 204 02                          |                   |
| <b>OCCIDENTAL PETROLEUM CRP</b> |            |                  |  |                 |                                   |                         |                                 |                   |
| Symbol OXY Exchange NYSE        |            |                  |  |                 |                                   |                         |                                 |                   |
| EAI \$65 Current yield 2.83%    | Dec 28, 10 | 29 000           | 97 709   | 2,833.57        | 76 610                            | 2,221 69                | -611 88                         | LT                |
|                                 | Mar 19, 12 | 1 000            | 101 800  | 101 80          | 76 610                            | 76 61                   | -25.19                          | ST                |
| Security total                  |            | 30 000           | 97 846   | 2,935 37        |                                   | 2,298 30                | -637 07                         |                   |
| <b>PEABODY ENERGY CORP</b>      |            |                  |  |                 |                                   |                         |                                 |                   |
| Symbol BTU Exchange NYSE        |            |                  |  |                 |                                   |                         |                                 |                   |
| EAI \$9 Current yield 1.30%     | Dec 28, 10 | 25 000           | 63 186   | 1,579 67        | 26 610                            | 665 25                  | -914 42                         | LT                |
|                                 | Mar 19, 12 | 1 000            | 33 380   | 33 38           | 26 610                            | 26 61                   | -6 77                           | ST                |
| Security total                  |            | 26 000           | 62 040   | 1,613 05        |                                   | 691 86                  | -921 19                         |                   |
| <b>Pfizer Inc</b>               |            |                  |  |                 |                                   |                         |                                 |                   |
| Symbol PFE Exchange NYSE        |            |                  |  |                 |                                   |                         |                                 |                   |
| EAI \$91 Current yield 3.82%    | Dec 28, 10 | 92 000           | 17 640   | 1,622 88        | 25 079                            | 2,307 26                | 684 38                          | LT                |
|                                 | Mar 19, 12 | 3 000            | 21 940   | 65 82           | 25 079                            | 75 24                   | 9 42                            | ST                |
| Security total                  |            | 95 000           | 17 776   | 1,688 70        |                                   | 2,382 50                | 693 80                          |                   |
| <b>PHILIP MORRIS INTL INC</b>   |            |                  |  |                 |                                   |                         |                                 |                   |
| Symbol PM Exchange NYSE         |            |                  |  |                 |                                   |                         |                                 |                   |
| EAI \$160 Current yield 4.07%   | Dec 28, 10 | 46 000           | 58 548   | 2,693 23        | 83 640                            | 3,847 44                | 1,154 21                        | LT                |
|                                 | Mar 19, 12 | 1 000            | 86 380   | 86 38           | 83 640                            | 83 64                   | -2.74                           | ST                |
| Security total                  |            | 47 000           | 59 141   | 2,779 61        |                                   | 3,931 08                | 1,151 47                        |                   |
| <b>PHILLIPS 66</b>              |            |                  |  |                 |                                   |                         |                                 |                   |
| Symbol PSX Exchange NYSE        |            |                  |  |                 |                                   |                         |                                 |                   |
| EAI \$14 Current yield 1.88%    | Dec 28, 10 | 13 500           | 32 414   | 437 60          | 53 100                            | 716 85                  | 279 25                          | LT                |
|                                 | Mar 19, 12 | 0 500            | 37 420   | 18 71           | 53 100                            | 26 55                   | 7 84                            | ST                |

continued next page



ACCESS  
December 2012

Account name:  
Account number:

THE TEBIL FOUNDATION, INC  
Y6 06260 VV

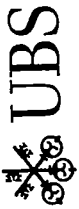
Your Financial Advisor:  
FREIDES/KANIGHER  
310-734-2400/888-843-6991

Your assets • Equities • Common stock (continued)

| Holding                                   | Trade date | Number of shares | Purchase price/Average price per share (\$) | Cost basis (\$) | Price per share on Dec 31 (\$) | Value on Dec 31 (\$) | Unrealized gain or loss (\$) | Holding period |
|---|------------|------------------|---|-----------------|--------------------------------|----------------------|------------------------------|----------------|
| <b>Security total</b>                     |            | 14 000           | 32 594                                      | 456 31          |                                | 743 40               | 287 09                       |                |
| <b>PRAXAIR INC</b>                        |            |                  |   |                 |                                |                      |                              |                |
| Symbol PX Exchange NYSE                   |            |                  |   |                 |                                |                      |                              |                |
| EAI \$44 Current yield 2.01%              | Dec 28, 10 | 20 000           | 95 638                                      | 1,912 77        | 109 450                        | 2,189 00             | 276 23                       | LT             |
| <b>PROCTER &amp; GAMBLE CO</b>            |            |                  |   |                 |                                |                      |                              |                |
| Symbol PG Exchange NYSE                   |            |                  |   |                 |                                |                      |                              |                |
| EAI \$92 Current yield 3.31%              | Dec 28, 10 | 40 000           | 64 756                                      | 2,590 27        | 67 890                         | 2,715 60             | 125 33                       | LT             |
|   | Mar 19, 12 | 1 000            | 67 230                                      | 67 23           | 67 890                         | 67 89                | 0 66                         | ST             |
| <b>Security total</b>                     |            | 41 000           | 64 817                                      | 2,657 50        |                                | 2,783 49             | 125 99                       |                |
| <b>PRUDENTIAL FINANCIAL INC</b>           |            |                  |   |                 |                                |                      |                              |                |
| Symbol PRU Exchange NYSE                  |            |                  |   |                 |                                |                      |                              |                |
| EAI \$51 Current yield 2.99%              | Dec 28, 10 | 18 000           | 59 587                                      | 1,072.58        | 53 330                         | 959 94               | -112 64                      | LT             |
|   | Aug 29, 12 | 14 000           | 54 525                                      | 763 36          | 53 330                         | 746 62               | -16 74                       | ST             |
| <b>Security total</b>                     |            | 32 000           | 57 373                                      | 1,835 94        |                                | 1,706 56             | -129 38                      |                |
| <b>PUBLIC SERVICE ENTERPRSE GROUP INC</b> |            |                  |   |                 |                                |                      |                              |                |
| Symbol PEG Exchange NYSE                  |            |                  |   |                 |                                |                      |                              |                |
| EAI \$53 Current yield 4.68%              | Dec 28, 10 | 36 000           | 31 538                                      | 1,135 37        | 30 600                         | 1,101 60             | -33 77                       | LT             |
|   | Mar 19, 12 | 1 000            | 30 220                                      | 30 22           | 30 600                         | 30 60                | 0 38                         | ST             |
| <b>Security total</b>                     |            | 37 000           | 31 502                                      | 1,165 59        |                                | 1,132 20             | -33 39                       |                |
| <b>RAYTHEON CO NEW</b>                    |            |                  |   |                 |                                |                      |                              |                |
| Symbol RTN Exchange NYSE                  |            |                  |   |                 |                                |                      |                              |                |
| EAI \$98 Current yield 3.47%              | Dec 28, 10 | 48 000           | 45 638                                      | 2,190 64        | 57 560                         | 2,762 88             | 572 24                       | LT             |
|   | Mar 19, 12 | 1 000            | 52 300                                      | 52 30           | 57 560                         | 57 56                | 5 26                         | ST             |
| <b>Security total</b>                     |            | 49 000           | 45 774                                      | 2,242 94        |                                | 2,820 44             | 577 50                       |                |
| <b>RIO TINTO PLC SPON ADR</b>             |            |                  |   |                 |                                |                      |                              |                |
| Symbol RIO Exchange NYSE                  |            |                  |   |                 |                                |                      |                              |                |
| EAI \$48 Current yield 2.85%              | Dec 28, 10 | 28 000           | 70 018                                      | 1,960 53        | 58 090                         | 1,626.52             | -334 01                      | LT             |
|   | Mar 19, 12 | 1 000            | 57 440                                      | 57 44           | 58 090                         | 58 09                | 0 65                         | ST             |
| <b>Security total</b>                     |            | 29 000           | 69 585                                      | 2,017 97        |                                | 1,684 61             | -333 36                      |                |

continued next page





ACCESS  
December 2012

Account name:  
THE TEBIL FOUNDATION, INC.  
Y6 06260 VV

Your Financial Advisor:  
FREIDES/KANIGHER  
310-734-2400/888-843-6991

Your assets • Equities • Common stock (continued)

| Holding                               | Trade date | Number of shares | Purchase price/<br>Average price<br>per share (\$) | Cost basis (\$) | Price per share<br>on Dec 31 (\$) | Value on<br>Dec 31 (\$) | Unrealized<br>gain or loss (\$) | Holding<br>period |
|---------------------------------------|------------|------------------|--|-----------------|-----------------------------------|-------------------------|---------------------------------|-------------------|
| <b>SCHLUMBERGER LTD NETHERLANDS</b>   |            |                  |  |                 |                                   |                         |                                 |                   |
| <b>ANTILLES</b>                       |            |                  |  |                 |                                   |                         |                                 |                   |
| Symbol: SLB Exchange NYSE             | Dec 28, 10 | 22 000           | 82 400   | 1,812 80        | 69 298                            | 1,524 55                | -288 25                         | LT                |
| EAI: \$24 Current yield: 1.57%        |            |                  |  |                 |                                   |                         |                                 |                   |
| <b>SEMPRA ENERGY</b>                  |            |                  |  |                 |                                   |                         |                                 |                   |
| Symbol: SRE Exchange NYSE             | Dec 28, 10 | 19 000           | 52 288   | 993 48          | 70 940                            | 1,347 86                | 354.38                          | LT                |
| EAI: \$46 Current yield: 3.41%        |            |                  |  |                 |                                   |                         |                                 |                   |
| <b>SOUTHERN CO</b>                    |            |                  |  |                 |                                   |                         |                                 |                   |
| Symbol: SO Exchange NYSE              | Dec 28, 10 | 47,000           | 38,389   | 1,804 29        | 42 810                            | 2,012.07                | 207 78                          | LT                |
| EAI: \$94 Current yield: 4.57%        | Mar 19, 12 | 1 000            | 44 170   | 44.17           | 42 810                            | 42 81                   | -1 36                           | ST                |
|                                       |            | 48 000           | 38.510   | 1,848 46        |                                   | 2,054 88                | 206 42                          |                   |
| Security total                        |            |                  |  |                 |                                   |                         |                                 |                   |
| <b>TORONTO DOMINION BK NEW CANADA</b> |            |                  |  |                 |                                   |                         |                                 |                   |
| <b>CAD</b>                            |            |                  |  |                 |                                   |                         |                                 |                   |
| Symbol: TD Exchange NYSE              | Jul 27, 11 | 15 000           | 82 258   | 1,233 87        | 84 330                            | 1,264 95                | 31 08                           | LT                |
| EAI: \$65 Current yield: 3.67%        | Aug 29, 12 | 6 000            | 82 415   | 494 49          | 84.330                            | 505.98                  | 11 49                           | ST                |
| CAD Exchange rate: 0.99570            |            | 21 000           | 82 303   | 1,728 36        |                                   | 1,770 93                | 42 57                           |                   |
| Security total                        |            |                  |  |                 |                                   |                         |                                 |                   |
| <b>TOTAL S.A. FRANCE SPON ADR</b>     |            |                  |  |                 |                                   |                         |                                 |                   |
| Symbol: TOT Exchange NYSE             | Dec 28, 10 | 45 000           | 52 809   | 2,376 41        | 52 010                            | 2,340 45                | -35 96                          | LT                |
| EAI: \$113 Current yield: 4.83%       |            |                  |  |                 |                                   |                         |                                 |                   |
| <b>TRAVELERS COS INC/THE</b>          |            |                  |  |                 |                                   |                         |                                 |                   |
| Symbol: TRV Exchange NYSE             | Dec 28, 10 | 54 000           | 55 748   | 3,010 41        | 71 820                            | 3,878 28                | 867 87                          | LT                |
| EAI: \$101 Current yield: 2.56%       | Mar 19, 12 | 1 000            | 59 430   | 59 43           | 71.820                            | 71 82                   | 12 39                           | ST                |
|                                       |            | 55 000           | 55 815   | 3,069 84        |                                   | 3,950 10                | 880 26                          |                   |
| Security total                        |            |                  |  |                 |                                   |                         |                                 |                   |
| <b>UNILEVER NV N Y SHS NEW</b>        |            |                  |  |                 |                                   |                         |                                 |                   |
| <b>NETHERLANDS SPON SPON ADR</b>      |            |                  |  |                 |                                   |                         |                                 |                   |
| Symbol: UN Exchange NYSE              | Dec 28, 10 | 83 000           | 31 306   | 2,598 46        | 38 300                            | 3,178 90                | 580 44                          | LT                |
| EAI: \$89 Current yield: 2.73%        | Mar 19, 12 | 2 000            | 34 360   | 68 72           | 38 300                            | 76 60                   | 7 88                            | ST                |
|                                       |            | 85 000           | 31 379   | 2,667 18        |                                   | 3,255 50                | 588 32                          |                   |
| Security total                        |            |                  |  |                 |                                   |                         |                                 |                   |

continued next page



ACCESS  
December 2012

Account name:  
Account number:

THE TEBIL FOUNDATION, INC  
Y6 06260 VV

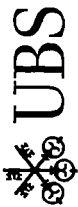
Your Financial Advisor:  
FREIDES/KANIGHER,  
310-734-2400/888-843-6991

Your assets > Equities > Common stock (continued)

| Holding                                | Trade date | Number of shares | Purchase price/Average price per share (\$) | Cost basis (\$) | Price per share on Dec 31 (\$) | Value on Dec 31 (\$) | Unrealized gain or loss (\$) | Holding period |
|--|------------|------------------|---|-----------------|--------------------------------|----------------------|------------------------------|----------------|
| <b>UNTD TECHNOLOGIES CORP</b>          |            |                  |   |                 |                                |                      |                              |                |
| Symbol UTX Exchange NYSE               |            |                  |   |                 |                                |                      |                              |                |
| EAI \$90 Current yield 2.61%           | Dec 28, 10 | 41 000           | 79 349                                      | 3,253 32        | 82 010                         | 3,362 41             | 109 09                       | LT             |
|  | Mar 19, 12 | 1 000            | 85 100                                      | 85 10           | 67 010                         | 82 01                | -3 09                        | ST             |
| Security total                         |            | 42 000           | 79 486                                      | 3,338 42        |                                | 3,444 42             | 106 00                       |                |
| <b>US BANCORP DEL (NEW)</b>            |            |                  |   |                 |                                |                      |                              |                |
| Symbol USB Exchange NYSE               |            |                  |   |                 |                                |                      |                              |                |
| EAI \$56 Current yield 2.44%           | Dec 28, 10 | 71 000           | 27 258                                      | 1,935 35        | 31 940                         | 2,267 74             | 332 39                       | LT             |
|  | Mar 19, 12 | 1 000            | 32 150                                      | 32 15           | 31 940                         | 31 94                | -0 21                        | ST             |
| Security total                         |            | 72 000           | 27 326                                      | 1,967 50        |                                | 2,299 68             | 332 18                       |                |
| <b>VERIZON COMMUNICATIONS INC</b>      |            |                  |   |                 |                                |                      |                              |                |
| Symbol VZ Exchange NYSE                |            |                  |   |                 |                                |                      |                              |                |
| EAI \$214 Current yield 4.76%          | Dec 28, 10 | 104 000          | 35 605                                      | 3,702 92        | 43 270                         | 4,500 08             | 797 16                       | LT             |
| <b>VF CORP</b>                         |            |                  |   |                 |                                |                      |                              |                |
| Symbol VFC Exchange NYSE               |            |                  |   |                 |                                |                      |                              |                |
| EAI \$70 Current yield 2.32%           | Dec 28, 10 | 20 000           | 86 900                                      | 1,738 00        | 150 970                        | 3,019 40             | 1,281 40                     | LT             |
| <b>VODAFONE GROUP PLC NEW SPON ADR</b> |            |                  |   |                 |                                |                      |                              |                |
| Symbol VOD Exchange NYSE               |            |                  |   |                 |                                |                      |                              |                |
| EAI \$78 Current yield 5.95%           | Dec 28, 10 | 52 000           | 26 546                                      | 1,380 42        | 25 190                         | 1,309 88             | -70 54                       | LT             |
| <b>WAL MART STORES INC</b>             |            |                  |   |                 |                                |                      |                              |                |
| Symbol WMT Exchange NYSE               |            |                  |   |                 |                                |                      |                              |                |
| EAI \$46 Current yield 2.32%           | Dec 28, 10 | 29 000           | 53 867                                      | 1,562 17        | 68 230                         | 1,978 67             | 416 50                       | LT             |
| <b>WELLS FARGO &amp; CO NEW</b>        |            |                  |   |                 |                                |                      |                              |                |
| Symbol WFC Exchange NYSE               |            |                  |   |                 |                                |                      |                              |                |
| EAI \$109 Current yield 2.57%          | Dec 28, 10 | 122 000          | 31 249                                      | 3,812 41        | 34 180                         | 4,169 96             | 357 55                       | LT             |
|  | Mar 19, 12 | 2 000            | 34 540                                      | 69 08           | 34 180                         | 68 36                | -0 72                        | ST             |
| Security total                         |            | 124 000          | 31 302                                      | 3,881 49        |                                | 4,238 32             | 356 83                       |                |
| <b>WEYERHAEUSER CO</b>                 |            |                  |   |                 |                                |                      |                              |                |
| Symbol WY Exchange NYSE                |            |                  |   |                 |                                |                      |                              |                |
| EAI \$54 Current yield 2.43%           | Dec 28, 10 | 79 000           | 18 838                                      | 1,488 28        | 27 820                         | 2,197 78             | 709 50                       | LT             |
|  | Mar 19, 12 | 1 000            | 22 270                                      | 22 27           | 27 820                         | 27 82                | 5 55                         | ST             |
| Security total                         |            | 80 000           | 18 882                                      | 1,510 55        |                                | 2,225 60             | 715 05                       |                |

continued next page





ACCESS  
December 2012

Account name: THE TEBIL FOUNDATION, INC  
Account number: Y6 06260 W

Your Financial Advisor:  
FREIDES/KANIGHIER  
310-734-2400/888-843-6991

Your assets • Equities • Common stock (continued)

| Holding                      | Trade date | Number of shares | Purchase price/<br>Average price<br>per share (\$) | Cost basis (\$)     | Price per share<br>on Dec 31 (\$) | Value on<br>Dec 31 (\$) | Unrealized<br>gain or loss (\$) | Holding<br>period |
|------------------------------|------------|------------------|--|---------------------|-----------------------------------|-------------------------|---------------------------------|-------------------|
| 3M CO                        |            |                  |  |                     |                                   |                         |                                 |                   |
| Symbol: MMM Exchange: NYSE   | Dec 28, 10 | 20 000           | 86 758   | 1,735 16            | 92 850                            | 1,857 00                | 121.84                          | LT                |
| EAI 547 Current yield: 2.53% |            |                  |  | <u>\$150,644.66</u> |                                   | <u>\$171,973.58</u>     | <u>\$21,328.92</u>              |                   |
| <b>Total</b>                 |            |                  |  |                     |                                   |                         |                                 |                   |

Total estimated annual income: \$5,372

Your total assets

|              | Value on Dec 31 (\$) | Percentage of<br>your account | Cost<br>basis (\$)  | Estimated<br>annual income (\$) | Unrealized<br>gain or loss (\$) |
|--------------|----------------------|-------------------------------|---------------------|---------------------------------|---------------------------------|
| Cash         | 5,790.12             | 3.26%                         | 5,790.12            |                                 |                                 |
| Equities     | 171,973.58           | 96.74%                        | 150,644.66          | 5,372.00                        | 21,328.92                       |
| <b>Total</b> | <b>\$177,763.70</b>  | <b>100.00%</b>                | <b>\$156,434.78</b> | <b>\$5,372.00</b>               | <b>\$21,328.92</b>              |

.THE TEBIL FOUNDATION, INC.

#13-6082546

2012

FORM 990-PF

PART II - BALANCE SHEET

Line 10c - CORPORATE BONDS

| <u>FACE</u> | <u>DESCRIPTION</u>                      | <u>BEGINNING</u>  | <u>END OF YEAR</u> |                  |
|-------------|---|-------------------|--------------------|------------------|
|             |   | <u>OF YEAR</u>    | <u>BOOK VALUE</u>  | <u>MKT VALUE</u> |
|             |   | <u>BOOK VALUE</u> |                    |                  |
| \$50M       | Heinz, H.J. 6% - 3/15/12                | 52,733            | -                  |                  |
| \$50M       | Philip Morris Intl. 4.875% -<br>5/16/13 | <u>51,848</u>     | <u>51,848</u>      | <u>50,810</u>    |
|             |   | <u>104,581</u>    | <u>51,848</u>      | <u>50,810</u>    |

THE TEBIL FOUNDATION, INC.

#13-6082546

2012

ELECTION UNDER REGULATIONS SEC. 53.4942(a)-3(d)(2)

We hereby elect under Regulation Sec. 53.4942(a)-3(d)(2)  
to treat the qualifying distributions made during the year  
ended 12/31/12 of \$52,000. as having been made out of corpus.

THE TEBIL FOUNDATION, INC.  
CHARITABLE CONTRIBUTIONS MADE DURING  
THE CALENDAR YEAR 2012\*

|                            |                 |
|----------------------------|-----------------|
| Westport Arts Center       | \$ 5,000        |
| Jazz Foundation of America | 35,000          |
| JALC                       | <u>10,000</u>   |
| Total Contributions        | <u>\$50,000</u> |

\*All contributions are for the  
general use of the organizations.