



See a Social Security Number? Say Something!
Report Privacy Problems to <https://public.resource.org/privacy>
Or call the IRS Identity Theft Hotline at 1-800-908-4490



Form 990-PF

Return of Private Foundation or Section 4947(a)(1) Nonexempt Charitable Trust Treated as a Private Foundation

OMB No 1545-0052

2012

Open to Public Inspection

Department of the Treasury Internal Revenue Service

Note The foundation may be able to use a copy of this return to satisfy state reporting requirements


For calendar year 2012 or tax year beginning , 2012, and ending , 20

Name of foundation: TR U/W FOR CLARK CHARITABLE FD P60292003
Employer identification number: 13-6049032
Telephone number: 866-888-5157
City or town, state, and ZIP code: CHICAGO, IL 60603
G Check all that apply: Initial return, Final return, Address change
H Check type of organization: Section 4947(a)(1) nonexempt charitable trust
I Fair market value of all assets at end of year: \$ 5,361,857
J Accounting method: Cash

Table with 5 columns: (a) Revenue and expenses per books, (b) Net investment income, (c) Adjusted net income, (d) Disbursements for charitable purposes. Rows include Revenue (1-12) and Operating and Administrative Expenses (13-26). Total revenue: 193,040. Total expenses: 338,714. Adjusted net income: 125,442.

ENVELOPE POSTMARK DATE AUG 26 2013

SCANNED SEP 04 2013



Part II Balance Sheets		Attached schedules and amounts in the description column should be for end-of-year amounts only (See instructions)	Beginning of year	End of year	
			(a) Book Value	(b) Book Value	(c) Fair Market Value
Assets	1	Cash - non-interest-bearing	6,803.	22,848.	22,848.
	2	Savings and temporary cash investments	165,840.	184,373.	184,373.
	3	Accounts receivable ▶ Less: allowance for doubtful accounts ▶			
	4	Pledges receivable ▶ Less: allowance for doubtful accounts ▶			
	5	Grants receivable			
	6	Receivables due from officers, directors, trustees, and other disqualified persons (attach schedule) (see instructions)			
	7	Other notes and loans receivable (attach schedule) ▶ Less: allowance for doubtful accounts ▶			
	8	Inventories for sale or use			
	9	Prepaid expenses and deferred charges			
	10 a	Investments - U S and state government obligations (attach schedule)			
	b	Investments - corporate stock (attach schedule)	2,776,226.	2,220,776.	2,519,955.
	c	Investments - corporate bonds (attach schedule)	2,229,113.	1,912,096.	1,956,782.
	11	Investments - land, buildings, and equipment basis ▶ Less: accumulated depreciation (attach schedule) ▶			
	12	Investments - mortgage loans			
	13	Investments - other (attach schedule)	NONE	683,774.	677,899.
	14	Land, buildings, and equipment basis ▶ Less: accumulated depreciation (attach schedule) ▶			
15	Other assets (describe ▶)				
16	Total assets (to be completed by all filers - see the instructions Also, see page 1, item I)	5,177,982.	5,023,867.	5,361,857.	
Liabilities	17	Accounts payable and accrued expenses			
	18	Grants payable			
	19	Deferred revenue			
	20	Loans from officers, directors, trustees, and other disqualified persons			
	21	Mortgages and other notes payable (attach schedule)			
	22	Other liabilities (describe ▶)			
23	Total liabilities (add lines 17 through 22)		NONE		
Net Assets or Fund Balances	Foundations that follow SFAS 117, check here ▶ <input type="checkbox"/> and complete lines 24 through 26 and lines 30 and 31.				
	24	Unrestricted			
	25	Temporarily restricted			
	26	Permanently restricted			
	Foundations that do not follow SFAS 117, check here and complete lines 27 through 31. ▶ <input checked="" type="checkbox"/>				
	27	Capital stock, trust principal, or current funds	5,177,982.	5,023,867.	
	28	Paid-in or capital surplus, or land, bldg, and equipment fund			
29	Retained earnings, accumulated income, endowment, or other funds				
30	Total net assets or fund balances (see instructions)	5,177,982.	5,023,867.		
31	Total liabilities and net assets/fund balances (see instructions)	5,177,982.	5,023,867.		

Part III Analysis of Changes in Net Assets or Fund Balances		
1	Total net assets or fund balances at beginning of year - Part II, column (a), line 30 (must agree with end-of-year figure reported on prior year's return)	1 5,177,982.
2	Enter amount from Part I, line 27a	2 -145,674.
3	Other increases not included in line 2 (itemize) ▶	3
4	Add lines 1, 2, and 3	4 5,032,308.
5	Decreases not included in line 2 (itemize) ▶ MUTUAL FUND INCOME TIMING DIFFERENCES	5 8,441.
6	Total net assets or fund balances at end of year (line 4 minus line 5) - Part II, column (b), line 30	6 5,023,867.

Part IV Capital Gains and Losses for Tax on Investment Income

(a) List and describe the kind(s) of property sold (e.g., real estate, 2-story brick warehouse; or common stock, 200 shs MLC Co)				(b) How acquired P - Purchase D - Donation	(c) Date acquired (mo, day, yr)	(d) Date sold (mo, day, yr)
1a PUBLICLY TRADED SECURITIES						
b						
c						
d						
e						
(e) Gross sales price	(f) Depreciation allowed (or allowable)	(g) Cost or other basis plus expense of sale	(h) Gain or (loss) (e) plus (f) minus (g)			
a 2,602,192.		2,542,762.	59,430.			
b						
c						
d						
e						
Complete only for assets showing gain in column (h) and owned by the foundation on 12/31/69			(i) Gains (Col (h) gain minus col. (k), but not less than -0-) or Losses (from col (h))			
(i) FMV as of 12/31/69	(j) Adjusted basis as of 12/31/69	(k) Excess of col (i) over col (j), if any				
a			59,430.			
b						
c						
d						
e						
2 Capital gain net income or (net capital loss)				2	59,439.	
{ If gain, also enter in Part I, line 7 If (loss), enter -0- in Part I, line 7 }						
3 Net short-term capital gain or (loss) as defined in sections 1222(5) and (6):				3		
If gain, also enter in Part I, line 8, column (c) (see instructions) If (loss), enter -0- in Part I, line 8						

Part V Qualification Under Section 4940(e) for Reduced Tax on Net Investment Income

(For optional use by domestic private foundations subject to the section 4940(a) tax on net investment income.)

If section 4940(d)(2) applies, leave this part blank.

Was the foundation liable for the section 4942 tax on the distributable amount of any year in the base period? Yes No
 If "Yes," the foundation does not qualify under section 4940(e). Do not complete this part.

1 Enter the appropriate amount in each column for each year; see the instructions before making any entries.

(a) Base period years Calendar year (or tax year beginning in)	(b) Adjusted qualifying distributions	(c) Net value of noncharitable-use assets	(d) Distribution ratio (col (b) divided by col (c))
2011	277,495.	5,486,942.	0.050574
2010	352,015.	5,459,597.	0.064476
2009	293,040.	7,369,425.	0.039764
2008	356,590.	6,224,444.	0.057289
2007	362,449.	7,430,859.	0.048776

2 Total of line 1, column (d)	2	0.260879
3 Average distribution ratio for the 5-year base period - divide the total on line 2 by 5, or by the number of years the foundation has been in existence if less than 5 years	3	0.052176
4 Enter the net value of noncharitable-use assets for 2012 from Part X, line 5	4	5,348,308.
5 Multiply line 4 by line 3	5	279,053.
6 Enter 1% of net investment income (1% of Part I, line 27b)	6	1,254.
7 Add lines 5 and 6	7	280,307.
8 Enter qualifying distributions from Part XII, line 4	8	267,684.

If line 8 is equal to or greater than line 7, check the box in Part VI, line 1b, and complete that part using a 1% tax rate. See the Part VI instructions.

Part VI Excise Tax Based on Investment Income (Section 4940(a), 4940(b), 4940(e), or 4948 - see instructions)

Table with 11 rows for excise tax calculations. Includes sub-rows 6a-6d for credits. Total tax due is 2,011. Refunded.

Part VII-A Statements Regarding Activities

Table with 10 rows for activity statements. Includes Yes/No columns. Marked with 'X' for 'Yes' responses.

Part VII-A Statements Regarding Activities (continued)

11 At any time during the year, did the foundation, directly or indirectly, own a controlled entity within the meaning of section 512(b)(13)? If "Yes," attach schedule (see instructions) 11 X
12 Did the foundation make a distribution to a donor advised fund over which the foundation or a disqualified person had advisory privileges? If "Yes," attach statement (see instructions) 12 X
13 Did the foundation comply with the public inspection requirements for its annual returns and exemption application? 13 X
Website address n/a
14 The books are in care of JPMorgan Chase Bank, NA Telephone no (866)888-5157
Located at 10 S DEARBORN ST, FL 21, CHICAGO, IL ZIP+4 60603
15 Section 4947(a)(1) nonexempt charitable trusts filing Form 990-PF in lieu of Form 1041 - Check here X
and enter the amount of tax-exempt interest received or accrued during the year 15 NONE
16 At any time during calendar year 2012, did the foundation have an interest in or a signature or other authority over a bank, securities, or other financial account in a foreign country? 16 Yes No X
See the instructions for exceptions and filing requirements for Form TD F 90-22.1 If "Yes," enter the name of the foreign country

Part VII-B Statements Regarding Activities for Which Form 4720 May Be Required

File Form 4720 if any item is checked in the "Yes" column, unless an exception applies.

1a During the year did the foundation (either directly or indirectly).
(1) Engage in the sale or exchange, or leasing of property with a disqualified person? Yes X No
(2) Borrow money from, lend money to, or otherwise extend credit to (or accept it from) a disqualified person? Yes X No
(3) Furnish goods, services, or facilities to (or accept them from) a disqualified person? Yes X No
(4) Pay compensation to, or pay or reimburse the expenses of, a disqualified person? X Yes No
(5) Transfer any income or assets to a disqualified person (or make any of either available for the benefit or use of a disqualified person)? Yes X No
(6) Agree to pay money or property to a government official? (Exception. Check "No" if the foundation agreed to make a grant to or to employ the official for a period after termination of government service, if terminating within 90 days) Yes X No
b If any answer is "Yes" to 1a(1)-(6), did any of the acts fail to qualify under the exceptions described in Regulations section 53.4941(d)-3 or in a current notice regarding disaster assistance (see instructions)? 1b X
Organizations relying on a current notice regarding disaster assistance check here
c Did the foundation engage in a prior year in any of the acts described in 1a, other than excepted acts, that were not corrected before the first day of the tax year beginning in 2012? 1c X
2 Taxes on failure to distribute income (section 4942) (does not apply for years the foundation was a private operating foundation defined in section 4942(j)(3) or 4942(j)(5))
a At the end of tax year 2012, did the foundation have any undistributed income (lines 6d and 6e, Part XIII) for tax year(s) beginning before 2012? Yes X No
If "Yes," list the years
b Are there any years listed in 2a for which the foundation is not applying the provisions of section 4942(a)(2) (relating to incorrect valuation of assets) to the year's undistributed income? (If applying section 4942(a)(2) to all years listed, answer "No" and attach statement - see instructions) 2b X
c If the provisions of section 4942(a)(2) are being applied to any of the years listed in 2a, list the years here
3a Did the foundation hold more than a 2% direct or indirect interest in any business enterprise at any time during the year? Yes X No
b If "Yes," did it have excess business holdings in 2012 as a result of (1) any purchase by the foundation or disqualified persons after May 26, 1969; (2) the lapse of the 5-year period (or longer period approved by the Commissioner under section 4943(c)(7)) to dispose of holdings acquired by gift or bequest; or (3) the lapse of the 10-, 15-, or 20-year first phase holding period? (Use Schedule C, Form 4720, to determine if the foundation had excess business holdings in 2012) 3b
4a Did the foundation invest during the year any amount in a manner that would jeopardize its charitable purposes? 4a X
b Did the foundation make any investment in a prior year (but after December 31, 1969) that could jeopardize its charitable purpose that had not been removed from jeopardy before the first day of the tax year beginning in 2012? 4b X

Part VII-B Statements Regarding Activities for Which Form 4720 May Be Required (continued)

5a During the year did the foundation pay or incur any amount to

(1) Carry on propaganda, or otherwise attempt to influence legislation (section 4945(e))? Yes No

(2) Influence the outcome of any specific public election (see section 4955); or to carry on, directly or indirectly, any voter registration drive? Yes No

(3) Provide a grant to an individual for travel, study, or other similar purposes? Yes No

(4) Provide a grant to an organization other than a charitable, etc., organization described in section 509(a)(1), (2), or (3), or section 4940(d)(2)? (see instructions) Yes No

(5) Provide for any purpose other than religious, charitable, scientific, literary, or educational purposes, or for the prevention of cruelty to children or animals? Yes No

b If any answer is "Yes" to 5a(1)-(5), did any of the transactions fail to qualify under the exceptions described in Regulations section 53.4945 or in a current notice regarding disaster assistance (see instructions)? Yes No

Organizations relying on a current notice regarding disaster assistance check here

c If the answer is "Yes" to question 5a(4), does the foundation claim exemption from the tax because it maintained expenditure responsibility for the grant? Yes No

If "Yes," attach the statement required by Regulations section 53.4945-5(d)

6a Did the foundation, during the year, receive any funds, directly or indirectly, to pay premiums on a personal benefit contract? Yes No

b Did the foundation, during the year, pay premiums, directly or indirectly, on a personal benefit contract? Yes No

If "Yes" to 6b, file Form 8870

7a At any time during the tax year, was the foundation a party to a prohibited tax shelter transaction? Yes No

b If "Yes," did the foundation receive any proceeds or have any net income attributable to the transaction? Yes No

Part VIII Information About Officers, Directors, Trustees, Foundation Managers, Highly Paid Employees, and Contractors

1 List all officers, directors, trustees, foundation managers and their compensation (see instructions).

(a) Name and address	(b) Title, and average hours per week devoted to position	(c) Compensation (if not paid, enter -0-)	(d) Contributions to employee benefit plans and deferred compensation	(e) Expense account, other allowances
JPMorgan Chase Bank, NA 10 S Dearborn St. Fl 21, Chicago, IL 60603	trustee 2	74,331.	-0-	-0-

2 Compensation of five highest-paid employees (other than those included on line 1 - see instructions). If none, enter "NONE."

(a) Name and address of each employee paid more than \$50,000	(b) Title, and average hours per week devoted to position	(c) Compensation	(d) Contributions to employee benefit plans and deferred compensation	(e) Expense account, other allowances
NONE		NONE	NONE	NONE

Total number of other employees paid over \$50,000 **NONE**

Part VIII Information About Officers, Directors, Trustees, Foundation Managers, Highly Paid Employees, and Contractors (continued)

3 Five highest-paid independent contractors for professional services (see instructions). If none, enter "NONE."

(a) Name and address of each person paid more than \$50,000	(b) Type of service	(c) Compensation
NONE		NONE

Total number of others receiving over \$50,000 for professional services		NONE

Part IX-A Summary of Direct Charitable Activities

List the foundation's four largest direct charitable activities during the tax year. Include relevant statistical information such as the number of organizations and other beneficiaries served, conferences convened, research papers produced, etc.	Expenses
1 NONE	

2	

3	

4	

Part IX-B Summary of Program-Related Investments (see instructions)

Describe the two largest program-related investments made by the foundation during the tax year on lines 1 and 2	Amount
1 NONE	

2	

All other program-related investments See instructions.	
3 NONE	

Total. Add lines 1 through 3	

Part X Minimum Investment Return (All domestic foundations must complete this part. Foreign foundations, see instructions.)

1	Fair market value of assets not used (or held for use) directly in carrying out charitable, etc., purposes:		
a	Average monthly fair market value of securities	1a	4,803,643.
b	Average of monthly cash balances	1b	626,111.
c	Fair market value of all other assets (see instructions)	1c	NONE
d	Total (add lines 1a, b, and c)	1d	5,429,754.
e	Reduction claimed for blockage or other factors reported on lines 1a and 1c (attach detailed explanation)	1e	
2	Acquisition indebtedness applicable to line 1 assets	2	NONE
3	Subtract line 2 from line 1d	3	5,429,754.
4	Cash deemed held for charitable activities. Enter 1 1/2% of line 3 (for greater amount, see instructions)	4	81,446.
5	Net value of noncharitable-use assets. Subtract line 4 from line 3. Enter here and on Part V, line 4	5	5,348,308.
6	Minimum investment return. Enter 5% of line 5	6	267,415.

Part XI Distributable Amount (see instructions) (Section 4942(j)(3) and (j)(5) private operating foundations and certain foreign organizations check here and do not complete this part.)

1	Minimum investment return from Part X, line 6	1	267,415.
2a	Tax on investment income for 2012 from Part VI, line 5	2a	2,509.
b	Income tax for 2012 (This does not include the tax from Part VI.)	2b	
c	Add lines 2a and 2b	2c	2,509.
3	Distributable amount before adjustments. Subtract line 2c from line 1	3	264,906.
4	Recoveries of amounts treated as qualifying distributions	4	NONE
5	Add lines 3 and 4	5	264,906.
6	Deduction from distributable amount (see instructions)	6	NONE
7	Distributable amount as adjusted. Subtract line 6 from line 5. Enter here and on Part XIII, line 1	7	264,906.

Part XII Qualifying Distributions (see instructions)

1	Amounts paid (including administrative expenses) to accomplish charitable, etc., purposes:		
a	Expenses, contributions, gifts, etc. - total from Part I, column (d), line 26	1a	267,684.
b	Program-related investments - total from Part IX-B	1b	
2	Amounts paid to acquire assets used (or held for use) directly in carrying out charitable, etc., purposes	2	NONE
3	Amounts set aside for specific charitable projects that satisfy the:		
a	Suitability test (prior IRS approval required)	3a	NONE
b	Cash distribution test (attach the required schedule)	3b	NONE
4	Qualifying distributions. Add lines 1a through 3b. Enter here and on Part V, line 8, and Part XIII, line 4	4	267,684.
5	Foundations that qualify under section 4940(e) for the reduced rate of tax on net investment income. Enter 1% of Part I, line 27b (see instructions)	5	N/A
6	Adjusted qualifying distributions. Subtract line 5 from line 4	6	267,684.

Note. The amount on line 6 will be used in Part V, column (b), in subsequent years when calculating whether the foundation qualifies for the section 4940(e) reduction of tax in those years.

Part XIII Undistributed Income (see instructions)

	(a) Corpus	(b) Years prior to 2011	(c) 2011	(d) 2012
1 Distributable amount for 2012 from Part XI, line 7				264,906.
2 Undistributed income, if any, as of the end of 2012				
a Enter amount for 2011 only			256,893.	
b Total for prior years 20____, 20____, 20____		NONE		
3 Excess distributions carryover, if any, to 2012:				
a From 2007	NONE			
b From 2008	NONE			
c From 2009	NONE			
d From 2010	NONE			
e From 2011	NONE			
f Total of lines 3a through e	NONE			
4 Qualifying distributions for 2012 from Part XII, line 4: ▶ \$ <u>267,684.</u>				
a Applied to 2011, but not more than line 2a			256,893.	
b Applied to undistributed income of prior years (Election required - see instructions)		NONE		
c Treated as distributions out of corpus (Election required - see instructions)	NONE			
d Applied to 2012 distributable amount				10,791.
e Remaining amount distributed out of corpus	NONE			
5 Excess distributions carryover applied to 2012 (If an amount appears in column (d), the same amount must be shown in column (a).)	NONE			NONE
6 Enter the net total of each column as indicated below:				
a Corpus Add lines 3f, 4c, and 4e Subtract line 5	NONE			
b Prior years' undistributed income Subtract line 4b from line 2b		NONE		
c Enter the amount of prior years' undistributed income for which a notice of deficiency has been issued, or on which the section 4942(a) tax has been previously assessed		NONE		
d Subtract line 6c from line 6b Taxable amount - see instructions		NONE		
e Undistributed income for 2011. Subtract line 4a from line 2a Taxable amount - see instructions				
f Undistributed income for 2012 Subtract lines 4d and 5 from line 1 This amount must be distributed in 2013				254,115.
7 Amounts treated as distributions out of corpus to satisfy requirements imposed by section 170(b)(1)(F) or 4942(g)(3) (see instructions)	NONE			
8 Excess distributions carryover from 2007 not applied on line 5 or line 7 (see instructions)	NONE			
9 Excess distributions carryover to 2013. Subtract lines 7 and 8 from line 6a	NONE			
10 Analysis of line 9				
a Excess from 2008	NONE			
b Excess from 2009	NONE			
c Excess from 2010	NONE			
d Excess from 2011	NONE			
e Excess from 2012	NONE			

Part XIV Private Operating Foundations (see instructions and Part VII-A, question 9)

NOT APPLICABLE

1a If the foundation has received a ruling or determination letter that it is a private operating foundation, and the ruling is effective for 2012, enter the date of the ruling

b Check box to indicate whether the foundation is a private operating foundation described in section 4942(j)(3) or 4942(j)(5)

	Tax year		Prior 3 years		(e) Total
	(a) 2012	(b) 2011	(c) 2010	(d) 2009	
2a Enter the lesser of the adjusted net income from Part I or the minimum investment return from Part X for each year listed					
b 85% of line 2a					
c Qualifying distributions from Part XII, line 4 for each year listed					
d Amounts included in line 2c not used directly for active conduct of exempt activities					
e Qualifying distributions made directly for active conduct of exempt activities Subtract line 2d from line 2c					
3 Complete 3a, b, or c for the alternative test relied upon					
a "Assets" alternative test - enter					
(1) Value of all assets					
(2) Value of assets qualifying under section 4942(j)(3)(B)(i).					
b "Endowment" alternative test - enter 2/3 of minimum investment return shown in Part X, line 6 for each year listed					
c "Support" alternative test - enter					
(1) Total support other than gross investment income (interest, dividends, rents, payments on securities loans (section 512(a)(5)), or royalties).					
(2) Support from general public and 5 or more exempt organizations as provided in section 4942(j)(3)(B)(iii)					
(3) Largest amount of support from an exempt organization					
(4) Gross investment income					

Part XV Supplementary Information (Complete this part only if the foundation had \$5,000 or more in assets at any time during the year - see instructions.)

1 Information Regarding Foundation Managers:

a List any managers of the foundation who have contributed more than 2% of the total contributions received by the foundation before the close of any tax year (but only if they have contributed more than \$5,000) (See section 507(d)(2).)

NONE

b List any managers of the foundation who own 10% or more of the stock of a corporation (or an equally large portion of the ownership of a partnership or other entity) of which the foundation has a 10% or greater interest.

NONE

2 Information Regarding Contribution, Grant, Gift, Loan, Scholarship, etc., Programs:

Check here if the foundation only makes contributions to preselected charitable organizations and does not accept unsolicited requests for funds. If the foundation makes gifts, grants, etc. (see instructions) to individuals or organizations under other conditions, complete items 2a, b, c, and d.

a The name, address, and telephone number or e-mail of the person to whom applications should be addressed:

SEE STATEMENT 3

b The form in which applications should be submitted and information and materials they should include:

SEE ATTACHED STATEMENT FOR LINE 2

c Any submission deadlines:

SEE ATTACHED STATEMENT FOR LINE 2

d Any restrictions or limitations on awards, such as by geographical areas, charitable fields, kinds of institutions, or other factors:

N/A

Part XV Supplementary Information (continued)

3 Grants and Contributions Paid During the Year or Approved for Future Payment

Recipient Name and address (home or business)	If recipient is an individual, show any relationship to any foundation manager or substantial contributor	Foundation status of recipient	Purpose of grant or contribution	Amount
a Paid during the year				
St. Johns Bread and Life Program Inc 795 LEXINGTON AVE Brooklyn NY 11221	NONE	PUBLIC CHA	GRANT	30,000.
Lenox Hill Neighborhood House Inc 331 EAST 70TH STREET New York NY 10021	NONE	PUBLIC CHA	GRANT	30,000.
Philanthropy New York Inc 79 FIFTH AVE. 4TH FL New York NY 10003	NONE	PUBLIC CHA	GRANT	25,000.
City Harvest Inc 6 EAST 32ND STREET 5TH FL New York NY 10016	NONE	PUBLIC CHA	CONTRIBUTION	30,000.
City Futures Inc 120 WALL STREET 20TH FL New York NY 10005	NONE	PUBLIC CHA	GRANT	25,000.
Diocese of Pennsylvania 240 S 4TH STREET Philadelphia PA 19106	NONE	PUBLIC CHA	GRANT; RURAL CHURCH CAPITAL FUND	30,000.
Eastern PA- Peninsula United Methodist Founda P.O. BOX 820 Valley Forge PA 16248	NONE	PUBLIC CHA	GRANT- RURAL CHURCH CAPITAL FUND	30,000.
Hot Bread Kitchen Ltd 1590 PARK AVE New York NY 10029	NONE	PUBLIC CHA	GRANT	30,000.
Southeastern Synod of the Evangelical Luthera 506 HAWSAVE Norristown PA 19401	NONE	PUBLIC CHA	GRANT: RURAL CHURCH CAPITAL FUND	30,000.
Total ▶ 3a				260,000.
b Approved for future payment				
Total ▶ 3b				

FORM 990PF, PART I - TAXES
=====

DESCRIPTION	REVENUE AND EXPENSES PER BOOKS	NET INVESTMENT INCOME
FOREIGN TAXES	15.	15.
FEDERAL ESTIMATES - INCOME	3,432.	
FOREIGN TAXES ON QUALIFIED FOR	602.	602.
FOREIGN TAXES ON NONQUALIFIED	84.	84.
TOTALS	4,133.	701.

FORM 990PF, PART I - OTHER EXPENSES
=====

DESCRIPTION -----	REVENUE AND EXPENSES PER BOOKS -----	CHARITABLE PURPOSES -----
OTHER EXPENSES	250.	250.
TOTALS	----- 250. =====	----- 250. =====

TR U/W FOR CLARK CHARITABLE FD P60292003
FORM 990PF, PART XV - LINES 2a - 2d

13-6049032

=====

RECIPIENT NAME:

Wing Wilson- JPMorgan Chase Bank, NA

ADDRESS:

170 Park Ave FL 16

New York, NY 10017

RECIPIENT'S PHONE NUMBER: 212-648-1497

FORM, INFORMATION AND MATERIALS:

written proposal that explains

the nature of the project

includes the org IRC 501c 3 status letter

SUBMISSION DEADLINES:

October 31

religious and charitable purposes

STATEMENT 3

**SCHEDULE D
(Form 1041)**

Department of the Treasury
Internal Revenue Service

Capital Gains and Losses

▶ Attach to Form 1041, Form 5227, or Form 990-T.
▶ Information about Schedule D (Form 1041) and its separate instructions is at
www.irs.gov/form1041.

OMB No 1545-0092

2012

Name of estate or trust TR U/W FOR CLARK CHARITABLE FD P60292003	Employer identification number 13-6049032
--	---

Note: Form 5227 filers need to complete only Parts I and II.

Part I Short-Term Capital Gains and Losses - Assets Held One Year or Less

(a) Description of property (Example 100 shares 7% preferred of "Z" Co)	(b) Date acquired (mo, day, yr)	(c) Date sold (mo, day, yr)	(d) Sales price	(e) Cost or other basis (see instructions)	(f) Gain or (loss) for the entire year Subtract (e) from (d)
1a					

b Enter the short-term gain or (loss), if any, from Schedule D-1, line 1b	1b	-4,380.
2 Short-term capital gain or (loss) from Forms 4684, 6252, 6781, and 8824	2	
3 Net short-term gain or (loss) from partnerships, S corporations, and other estates or trusts	3	
4 Short-term capital loss carryover. Enter the amount, if any, from line 9 of the 2011 Capital Loss Carryover Worksheet	4	()
5 Net short-term gain or (loss) . Combine lines 1a through 4 in column (f). Enter here and on line 13, column (3) on the back ▶	5	-4,380.

Part II Long-Term Capital Gains and Losses - Assets Held More Than One Year

(a) Description of property (Example 100 shares 7% preferred of "Z" Co)	(b) Date acquired (mo, day, yr)	(c) Date sold (mo, day, yr)	(d) Sales price	(e) Cost or other basis (see instructions)	(f) Gain or (loss) for the entire year Subtract (e) from (d)
6a LONG-TERM CAPITAL GAIN DIVIDENDS					15,080.

b Enter the long-term gain or (loss), if any, from Schedule D-1, line 6b	6b	48,739.
7 Long-term capital gain or (loss) from Forms 2439, 4684, 6252, 6781, and 8824	7	
8 Net long-term gain or (loss) from partnerships, S corporations, and other estates or trusts	8	
9 Capital gain distributions	9	
10 Gain from Form 4797, Part I	10	
11 Long-term capital loss carryover. Enter the amount, if any, from line 14 of the 2011 Capital Loss Carryover Worksheet	11	()
12 Net long-term gain or (loss) . Combine lines 6a through 11 in column (f). Enter here and on line 14a, column (3) on the back ▶	12	63,819.

For Paperwork Reduction Act Notice, see the Instructions for Form 1041. Schedule D (Form 1041) 2012

Part III Summary of Parts I and II		(1) Beneficiaries' (see instr)	(2) Estate's or trust's	(3) Total
Caution: Read the instructions before completing this part.				
13	Net short-term gain or (loss)	13		-4,380.
14	Net long-term gain or (loss):			
a	Total for year	14a		63,819.
b	Unrecaptured section 1250 gain (see line 18 of the wrksh.)	14b		
c	28% rate gain	14c		9.
15	Total net gain or (loss). Combine lines 13 and 14a	15		59,439.

Note: If line 15, column (3), is a net gain, enter the gain on Form 1041, line 4 (or Form 990-T, Part I, line 4a). If lines 14a and 15, column (2), are net gains, go to Part V, and do not complete Part IV. If line 15, column (3), is a net loss, complete Part IV and the **Capital Loss Carryover Worksheet**, as necessary.

Part IV Capital Loss Limitation

16	Enter here and enter as a (loss) on Form 1041, line 4 (or Form 990-T, Part I, line 4c, if a trust), the smaller of: a The loss on line 15, column (3) or b \$3,000	16	()
-----------	---	-----------	-----

Note: If the loss on line 15, column (3), is more than \$3,000, or if Form 1041, page 1, line 22 (or Form 990-T, line 34), is a loss, complete the **Capital Loss Carryover Worksheet** in the instructions to figure your capital loss carryover.

Part V Tax Computation Using Maximum Capital Gains Rates

Form 1041 filers. Complete this part **only** if both lines 14a and 15 in column (2) are gains, or an amount is entered in Part I or Part II and there is an entry on Form 1041, line 2b(2), and Form 1041, line 22, is more than zero.

Caution: Skip this part and complete the **Schedule D Tax Worksheet** in the instructions if:

- Either line 14b, col. (2) or line 14c, col. (2) is more than zero, or
- Both Form 1041, line 2b(1), and Form 4952, line 4g are more than zero.

Form 990-T trusts. Complete this part **only** if both lines 14a and 15 are gains, or qualified dividends are included in income in Part I of Form 990-T, and Form 990-T, line 34, is more than zero. Skip this part and complete the **Schedule D Tax Worksheet** in the instructions if either line 14b, col. (2) or line 14c, col. (2) is more than zero.

17	Enter taxable income from Form 1041, line 22 (or Form 990-T, line 34)	17		
18	Enter the smaller of line 14a or 15 in column (2) but not less than zero	18		
19	Enter the estate's or trust's qualified dividends from Form 1041, line 2b(2) (or enter the qualified dividends included in income in Part I of Form 990-T)	19		
20	Add lines 18 and 19	20		
21	If the estate or trust is filing Form 4952, enter the amount from line 4g; otherwise, enter -0-	21		
22	Subtract line 21 from line 20. If zero or less, enter -0-	22		
23	Subtract line 22 from line 17. If zero or less, enter -0-	23		
24	Enter the smaller of the amount on line 17 or \$2,400	24		
25	Is the amount on line 23 equal to or more than the amount on line 24? <input type="checkbox"/> Yes. Skip lines 25 and 26; go to line 27 and check the "No" box. <input type="checkbox"/> No. Enter the amount from line 23	25		
26	Subtract line 25 from line 24	26		
27	Are the amounts on lines 22 and 26 the same? <input type="checkbox"/> Yes. Skip lines 27 thru 30, go to line 31 <input type="checkbox"/> No. Enter the smaller of line 17 or line 22	27		
28	Enter the amount from line 26 (If line 26 is blank, enter -0-)	28		
29	Subtract line 28 from line 27	29		
30	Multiply line 29 by 15% (.15)			30
31	Figure the tax on the amount on line 23. Use the 2012 Tax Rate Schedule for Estates and Trusts (see the Schedule G instructions in the instructions for Form 1041)			31
32	Add lines 30 and 31			32
33	Figure the tax on the amount on line 17. Use the 2012 Tax Rate Schedule for Estates and Trusts (see the Schedule G instructions in the instructions for Form 1041)			33
34	Tax on all taxable income. Enter the smaller of line 32 or line 33 here and on Form 1041, Schedule G, line 1a (or Form 990-T, line 36)			34

**SCHEDULE D-1
(Form 1041)**

**Continuation Sheet for Schedule D
(Form 1041)**

OMB No 1545-0092

2012

Department of the Treasury
Internal Revenue Service

▶ Attach to Schedule D to list additional transactions for lines 1a and 6a.

▶ Information about Schedule D (Form 1041) and its separate instructions is at www.irs.gov/form1041

Name of estate or trust TR U/W FOR CLARK CHARITABLE FD P60292003	Employer identification number 13-6049032
--	---

Part I Short-Term Capital Gains and Losses - Assets Held One Year or Less

(a) Description of property (Example 100 sh 7% preferred of "Z" Co)	(b) Date acquired (mo., day, yr.)	(c) Date sold (mo., day, yr.)	(d) Sales price	(e) Cost or other basis (see instructions)	(f) Gain or (loss) Subtract (e) from (d)
1a 467.384 ARTISAN INTL VALUE	01/31/2011	01/04/2012	11,872.00	12,750.00	-878.00
15007.384 JPMORGAN SHORT D FUND	VAR	01/04/2012	164,331.00	165,142.00	-811.00
32. WPX ENERGY INC	VAR	01/04/2012	567.00	537.00	30.00
30. BROADCOM CORP CL A	06/14/2011	01/06/2012	879.00	992.00	-113.00
4796.308 JPMORGAN INTREPID SELECT CL	VAR	01/11/2012	111,754.00	113,521.00	-1,767.00
41. JOHNSON & JOHNSON	04/26/2011	01/19/2012	2,663.00	2,668.00	-5.00
25. GLOBAL PMTS INC	02/07/2011	01/23/2012	1,201.00	1,221.00	-20.00
34. JOHNSON & JOHNSON	VAR	01/26/2012	2,233.00	2,056.00	177.00
11. OCCIDENTAL PETE CORP	VAR	02/01/2012	1,092.00	936.00	156.00
36. COCA-COLA CO	11/08/2011	02/03/2012	2,454.00	2,462.00	-8.00
19. MONSANTO CO NEW	VAR	02/07/2012	1,516.00	1,317.00	199.00
27. BAKER HUGHES INC	11/10/2011	02/10/2012	1,309.00	1,544.00	-235.00
4457.917 JPMORGAN STRATEGI OPPTY S FUND SEL	12/07/2011	02/15/2012	51,355.00	51,400.00	-45.00
3057.709 JPMORGAN HIGH YIE	01/04/2012	02/15/2012	24,064.00	23,422.00	642.00
25. DARDEN RESTAURANTS INC	10/05/2011	02/21/2012	1,274.00	1,083.00	191.00
6. DOMINION RES INC VA NEW	10/14/2011	02/21/2012	301.00	302.00	-1.00
29. DOMINION RES INC VA NE	10/14/2011	02/21/2012	1,455.00	1,461.00	-6.00
4. MICROS SYS INC	10/25/2011	02/21/2012	205.00	201.00	4.00
2. MICROS SYS INC	10/25/2011	02/22/2012	102.00	100.00	2.00
6. MICROS SYS INC	10/25/2011	02/22/2012	307.00	301.00	6.00
2. MICROS SYS INC	10/25/2011	02/23/2012	103.00	100.00	3.00
2. MICROS SYS INC	10/25/2011	02/23/2012	103.00	100.00	3.00
3. CARNIVAL CORPORATION	08/09/2011	02/28/2012	89.00	93.00	-4.00
3. CARNIVAL CORPORATION	08/09/2011	02/28/2012	90.00	93.00	-3.00

1b Total. Combine the amounts in column (f). Enter here and on Schedule D, line 1b

For Paperwork Reduction Act Notice, see the Instructions for Form 1041.

Schedule D-1 (Form 1041) 2012

JSA
2F1221 2 000

**SCHEDULE D-1
(Form 1041)**

**Continuation Sheet for Schedule D
(Form 1041)**

OMB No 1545-0092

2012

Department of the Treasury
Internal Revenue Service

▶ Attach to Schedule D to list additional transactions for lines 1a and 6a.

▶ Information about Schedule D (Form 1041) and its separate instructions is at www.irs.gov/form1041

Name of estate or trust

Employer identification number

TR U/W FOR CLARK CHARITABLE FD P60292003

13-6049032

Part I Short-Term Capital Gains and Losses - Assets Held One Year or Less

(a) Description of property (Example. 100 sh 7% preferred of "Z" Co)	(b) Date acquired (mo., day, yr.)	(c) Date sold (mo., day, yr.)	(d) Sales price	(e) Cost or other basis (see instructions)	(f) Gain or (loss) Subtract (e) from (d)
1a 5. CARNIVAL CORPORATION	08/09/2011	02/28/2012	149.00	155.00	-6.00
17. CARNIVAL CORPORATION	VAR	02/29/2012	514.00	514.00	
22. SOUTHWESTERN ENERGY CO	08/16/2011	03/05/2012	716.00	868.00	-152.00
2509.182 MANNING & NAPIER	06/07/2011	03/15/2012	48,327.00	48,804.00	-477.00
37. NEXTERA ENERGY INC	12/12/2011	03/16/2012	2,223.00	2,113.00	110.00
1. TARGET CORP	08/09/2011	03/20/2012	58.00	48.00	10.00
19. TARGET CORP	VAR	03/20/2012	1,103.00	903.00	200.00
12. TARGET CORP	06/14/2011	03/21/2012	697.00	568.00	129.00
4. TARGET CORP	06/14/2011	03/21/2012	231.00	189.00	42.00
3. TARGET CORP	06/14/2011	03/21/2012	173.00	142.00	31.00
6. TARGET CORP	06/14/2011	03/22/2012	346.00	284.00	62.00
6. AMAZON COM INC	VAR	04/09/2012	1,153.00	1,210.00	-57.00
1. CAMPBELL SOUP CO	07/12/2011	04/12/2012	33.00	35.00	-2.00
13. CAMPBELL SOUP CO	07/12/2011	04/13/2012	430.00	452.00	-22.00
1. MERCK & CO INC	01/09/2012	04/13/2012	38.00	38.00	
2. MERCK & CO INC	01/09/2012	04/13/2012	76.00	76.00	
2. MERCK & CO INC	01/09/2012	04/13/2012	76.00	76.00	
1. MERCK & CO INC	01/09/2012	04/13/2012	38.00	38.00	
3. MERCK & CO INC	01/09/2012	04/13/2012	114.00	115.00	-1.00
26. XILINX INC	11/01/2011	04/13/2012	920.00	857.00	63.00
1. MERCK & CO INC	01/09/2012	04/16/2012	38.00	38.00	
1. MERCK & CO INC	01/09/2012	04/16/2012	38.00	38.00	
2. MERCK & CO INC	01/09/2012	04/16/2012	76.00	76.00	
5. MERCK & CO INC	01/09/2012	04/16/2012	190.00	191.00	-1.00

1b Total. Combine the amounts in column (f). Enter here and on Schedule D, line 1b

For Paperwork Reduction Act Notice, see the Instructions for Form 1041.

Schedule D-1 (Form 1041) 2012

JSA
2F1221 2 000

**SCHEDULE D-1
(Form 1041)**

**Continuation Sheet for Schedule D
(Form 1041)**

OMB No 1545-0092

2012

Department of the Treasury
Internal Revenue Service

▶ Attach to Schedule D to list additional transactions for lines 1a and 6a.

▶ Information about Schedule D (Form 1041) and its separate instructions is at www.irs.gov/form1041

Name of estate or trust TR U/W FOR CLARK CHARITABLE FD P60292003	Employer identification number 13-6049032
--	---

Part I Short-Term Capital Gains and Losses - Assets Held One Year or Less

(a) Description of property (Example 100 sh 7% preferred of "Z" Co)	(b) Date acquired (mo, day, yr)	(c) Date sold (mo, day, yr)	(d) Sales price	(e) Cost or other basis (see instructions)	(f) Gain or (loss) Subtract (e) from (d)
1a 2. MERCK & CO INC	01/09/2012	04/16/2012	76.00	76.00	
4. MERCK & CO INC	05/17/2011	04/16/2012	152.00	149.00	3.00
2. MERCK & CO INC	05/17/2011	04/16/2012	76.00	75.00	1.00
3. MERCK & CO INC	05/17/2011	04/16/2012	114.00	112.00	2.00
4. XILINX INC	11/01/2011	04/16/2012	141.00	132.00	9.00
3. MERCK & CO INC	05/17/2011	04/17/2012	114.00	112.00	2.00
1. MERCK & CO INC	05/17/2011	04/17/2012	38.00	37.00	1.00
9. MERCK & CO INC	05/17/2011	04/17/2012	344.00	335.00	9.00
2. MERCK & CO INC	05/17/2011	04/17/2012	76.00	75.00	1.00
35. JUNIPER NETWORKS INC	VAR	04/23/2012	709.00	1,151.00	-442.00
3. MERCK & CO INC	05/17/2011	04/23/2012	115.00	112.00	3.00
1. MERCK & CO INC	05/17/2011	04/23/2012	38.00	37.00	1.00
3. MERCK & CO INC	05/17/2011	04/24/2012	115.00	112.00	3.00
6. MERCK & CO INC	05/17/2011	04/25/2012	230.00	224.00	6.00
1. MERCK & CO INC	05/17/2011	04/26/2012	38.00	37.00	1.00
2. MERCK & CO INC	05/17/2011	04/26/2012	77.00	75.00	2.00
65000. CS QARN SPX 02/06/1	01/20/2012	05/07/2012	66,950.00	64,350.00	2,600.00
81. TEXAS INSTRS INC	VAR	05/07/2012	2,490.00	2,680.00	-190.00
431.309 JPMORGAN HIGH YIEL	01/04/2012	05/09/2012	3,429.00	3,304.00	125.00
2873.945 MANNING & NAPIER	VAR	05/09/2012	52,766.00	51,117.00	1,649.00
6298.936 RIDGEWORTH SEIX F INCOME FD I*	05/16/2011	05/09/2012	55,935.00	56,879.00	-944.00
16. AMERIPRISE FINANCIAL I	02/09/2012	06/01/2012	736.00	867.00	-131.00
7. AMERIPRISE FINANCIAL IN	02/09/2012	06/04/2012	319.00	379.00	-60.00
7. AMERIPRISE FINANCIAL IN	02/09/2012	06/04/2012	320.00	379.00	-59.00

1b Total. Combine the amounts in column (f). Enter here and on Schedule D, line 1b

For Paperwork Reduction Act Notice, see the Instructions for Form 1041.

Schedule D-1 (Form 1041) 2012

JSA
2F1221 2 000

**SCHEDULE D-1
(Form 1041)**

**Continuation Sheet for Schedule D
(Form 1041)**

OMB No 1545-0092

2012

Department of the Treasury
Internal Revenue Service

▶ Attach to Schedule D to list additional transactions for lines 1a and 6a.

▶ Information about Schedule D (Form 1041) and its separate instructions is at www.irs.gov/form1041

Name of estate or trust TR U/W FOR CLARK CHARITABLE FD P60292003	Employer identification number 13-6049032
---	--

Part I Short-Term Capital Gains and Losses - Assets Held One Year or Less

(a) Description of property (Example 100 sh 7% preferred of "Z" Co)	(b) Date acquired (mo, day, yr)	(c) Date sold (mo, day, yr)	(d) Sales price	(e) Cost or other basis (see instructions)	(f) Gain or (loss) Subtract (e) from (d)
1a 140. GENERAL ELEC CO	09/16/2011	06/15/2012	2,773.00	2,277.00	496.00
5151.801 JPM TR I MLT SC I SEL	05/10/2012	06/18/2012	51,363.00	52,085.00	-722.00
10. EXXON MOBIL CORP	01/19/2012	06/21/2012	824.00	867.00	-43.00
15. PROCTER & GAMBLE CO	02/01/2012	06/21/2012	898.00	952.00	-54.00
22. CVS CORP	01/09/2012	06/22/2012	1,005.00	915.00	90.00
5. CVS CORP	01/09/2012	06/22/2012	229.00	208.00	21.00
3. CVS CORP	01/09/2012	06/22/2012	137.00	125.00	12.00
994.461 COLUMBIA ASIA PAX	12/05/2011	06/22/2012	11,148.00	12,292.00	-1,144.00
1. WILLIAMS COS INC	01/04/2012	06/22/2012	28.00	27.00	1.00
1. WILLIAMS COS INC	01/04/2012	06/22/2012	28.00	27.00	1.00
1. WILLIAMS COS INC	01/04/2012	06/22/2012	28.00	27.00	1.00
1. WILLIAMS COS INC	01/04/2012	06/22/2012	28.00	27.00	1.00
1. WILLIAMS COS INC	01/04/2012	06/22/2012	28.00	27.00	1.00
5. WILLIAMS COS INC	01/04/2012	06/22/2012	142.00	134.00	8.00
1. WILLIAMS COS INC	01/04/2012	06/25/2012	28.00	27.00	1.00
3. WILLIAMS COS INC	01/04/2012	06/25/2012	82.00	80.00	2.00
2. WILLIAMS COS INC	01/04/2012	06/25/2012	55.00	54.00	1.00
1. WILLIAMS COS INC	01/04/2012	06/25/2012	27.00	27.00	
1. WILLIAMS COS INC	01/04/2012	06/26/2012	28.00	27.00	1.00
7273.68 BLACKROCK FDS HI Y INSTL*	02/15/2012	06/27/2012	55,862.00	55,935.00	-73.00
5054.105 EATON VANCE FLOAT	05/09/2012	06/27/2012	54,787.00	55,393.00	-606.00
11. EQT CORPORATION	VAR	07/02/2012	590.00	578.00	12.00
4. EQT CORPORATION	VAR	07/03/2012	218.00	210.00	8.00
6. EQT CORPORATION	02/22/2012	07/03/2012	327.00	314.00	13.00

1b Total. Combine the amounts in column (f). Enter here and on Schedule D, line 1b

For Paperwork Reduction Act Notice, see the Instructions for Form 1041.

Schedule D-1 (Form 1041) 2012

JSA
2F1221 2 000

**SCHEDULE D-1
(Form 1041)**

Department of the Treasury
Internal Revenue Service

**Continuation Sheet for Schedule D
(Form 1041)**

OMB No. 1545-0092

2012

▶ Attach to Schedule D to list additional transactions for lines 1a and 6a.

▶ Information about Schedule D (Form 1041) and its separate instructions is at www.irs.gov/form1041

Name of estate or trust
TR U/W FOR CLARK CHARITABLE FD P60292003

Employer identification number
13-6049032

Part I Short-Term Capital Gains and Losses - Assets Held One Year or Less

(a) Description of property (Example 100 sh 7% preferred of "Z" Co)	(b) Date acquired (mo, day, yr)	(c) Date sold (mo, day, yr)	(d) Sales price	(e) Cost or other basis (see instructions)	(f) Gain or (loss) Subtract (e) from (d)
1a 2. EQT CORPORATION	VAR	07/03/2012	110.00	104.00	6.00
1. EQT CORPORATION	03/05/2012	07/05/2012	55.00	52.00	3.00
3. EQT CORPORATION	03/05/2012	07/05/2012	165.00	156.00	9.00
3. EQT CORPORATION	VAR	07/06/2012	162.00	156.00	6.00
34. CISCO SYS INC	VAR	07/11/2012	558.00	607.00	-49.00
2. HUMANA INC	10/31/2011	07/11/2012	149.00	171.00	-22.00
1. HUMANA INC	10/31/2011	07/11/2012	75.00	86.00	-11.00
21. MARRIOTT INTL INC NEW	02/28/2012	07/11/2012	797.00	743.00	54.00
3. HUMANA INC	10/31/2011	07/12/2012	221.00	257.00	-36.00
1. HUMANA INC	10/31/2011	07/16/2012	75.00	86.00	-11.00
6. CAMERON INTERNATIONAL C	02/10/2012	07/18/2012	270.00	341.00	-71.00
6. CAMERON INTERNATIONAL C	02/10/2012	07/18/2012	270.00	341.00	-71.00
1. HUMANA INC	10/31/2011	07/18/2012	73.00	86.00	-13.00
1. HUMANA INC	10/31/2011	07/18/2012	73.00	86.00	-13.00
1. HUMANA INC	10/31/2011	07/19/2012	74.00	86.00	-12.00
1. HUMANA INC	10/31/2011	07/20/2012	74.00	86.00	-12.00
11. EXXON MOBIL CORP	01/19/2012	07/27/2012	948.00	954.00	-6.00
29. JOHNSON & JOHNSON	VAR	07/27/2012	2,008.00	1,969.00	39.00
1. AUTOZONE INC	08/19/2011	08/03/2012	368.00	290.00	78.00
11. COGNIZANT TECHNOLOGY S A	08/11/2011	08/03/2012	633.00	682.00	-49.00
3. COGNIZANT TECHNOLOGY SO	05/07/2012	08/03/2012	172.00	175.00	-3.00
5159.922 COLUMBIA ASIA PAX	12/05/2011	08/03/2012	60,681.00	63,777.00	-3,096.00
12. MARRIOTT INTL INC NEW	VAR	08/13/2012	442.00	423.00	19.00
32. MARRIOTT INTL INC NEW	01/26/2012	08/14/2012	1,182.00	1,116.00	66.00

1b Total. Combine the amounts in column (f). Enter here and on Schedule D, line 1b

For Paperwork Reduction Act Notice, see the Instructions for Form 1041.

Schedule D-1 (Form 1041) 2012

JSA
2F1221 2 000

**SCHEDULE D-1
(Form 1041)**

**Continuation Sheet for Schedule D
(Form 1041)**

OMB No 1545-0092

2012

Department of the Treasury
Internal Revenue Service

▶ Attach to Schedule D to list additional transactions for lines 1a and 6a.

▶ Information about Schedule D (Form 1041) and its separate instructions is at www.irs.gov/form1041

Name of estate or trust TR U/W FOR CLARK CHARITABLE FD P60292003	Employer identification number 13-6049032
--	---

Part I Short-Term Capital Gains and Losses - Assets Held One Year or Less

(a) Description of property (Example: 100 sh 7% preferred of "Z" Co)	(b) Date acquired (mo, day, yr)	(c) Date sold (mo, day, yr)	(d) Sales price	(e) Cost or other basis (see instructions)	(f) Gain or (loss) Subtract (e) from (d)
1a 13. EXXON MOBIL CORP	01/19/2012	09/07/2012	1,167.00	1,127.00	40.00
56. WALGREEN CO	VAR	09/07/2012	1,953.00	1,671.00	282.00
9. EXXON MOBIL CORP	01/19/2012	09/13/2012	822.00	781.00	41.00
20. CBS CORP	10/06/2011	09/26/2012	713.00	432.00	281.00
5. ADT CORPORATION	VAR	10/04/2012	193.00	174.00	19.00
.5 ADT CORPORATION	06/15/2012	10/05/2012	19.00	17.00	2.00
4. ADT CORPORATION	06/15/2012	10/15/2012	146.00	38.00	108.00
7. ADT CORPORATION	06/15/2012	10/16/2012	261.00	66.00	195.00
3. MARATHON PETROLEUM CORP	VAR	10/16/2012	166.00	143.00	23.00
3. MARATHON PETROLEUM CORP	VAR	10/16/2012	165.00	143.00	22.00
1. MARATHON PETROLEUM CORP	07/31/2012	10/16/2012	55.00	48.00	7.00
3. MARATHON PETROLEUM CORP	VAR	10/16/2012	166.00	142.00	24.00
15. MARATHON PETROLEUM CORP	VAR	10/16/2012	821.00	706.00	115.00
8. MARATHON PETROLEUM CORP	VAR	10/17/2012	445.00	375.00	70.00
13. MARATHON PETROLEUM CORP	07/18/2012	10/17/2012	724.00	609.00	115.00
1. MARATHON PETROLEUM CORP	07/18/2012	10/17/2012	56.00	47.00	9.00
3. MARATHON PETROLEUM CORP	07/18/2012	10/17/2012	165.00	140.00	25.00
5. ABBOTT LABS	VAR	10/18/2012	330.00	348.00	-18.00
21. ABBOTT LABS	VAR	10/18/2012	1,374.00	1,376.00	-2.00
3. ABBOTT LABS	04/26/2012	10/18/2012	197.00	186.00	11.00
21. ABBOTT LABS	VAR	10/18/2012	1,379.00	1,281.00	98.00
4. CAPITAL ONE FINL CORP	12/05/2011	10/22/2012	240.00	188.00	52.00
11. CAPITAL ONE FINL CORP	12/05/2011	10/22/2012	659.00	517.00	142.00
2. CAPITAL ONE FINL CORP	12/05/2011	10/23/2012	119.00	94.00	25.00

1b Total. Combine the amounts in column (f). Enter here and on Schedule D, line 1b

For Paperwork Reduction Act Notice, see the Instructions for Form 1041.

Schedule D-1 (Form 1041) 2012

JSA
2F1221 2 000

**SCHEDULE D-1
(Form 1041)**

Department of the Treasury
Internal Revenue Service

**Continuation Sheet for Schedule D
(Form 1041)**

OMB No 1545-0092

2012

▶ Attach to Schedule D to list additional transactions for lines 1a and 6a.

▶ Information about Schedule D (Form 1041) and its separate instructions is at www.irs.gov/form1041

Name of estate or trust: **TR U/W FOR CLARK CHARITABLE FD P60292003**
Employer identification number: **13-6049032**

Part I Short-Term Capital Gains and Losses - Assets Held One Year or Less

(a) Description of property (Example 100 sh 7% preferred of "Z" Co)	(b) Date acquired (mo., day, yr.)	(c) Date sold (mo., day, yr.)	(d) Sales price	(e) Cost or other basis (see instructions)	(f) Gain or (loss) Subtract (e) from (d)
1a 3. CAPITAL ONE FINL CORP	12/05/2011	10/23/2012	179.00	141.00	38.00
3. CAPITAL ONE FINL CORP	12/05/2011	10/23/2012	177.00	141.00	36.00
2. CAPITAL ONE FINL CORP	12/05/2011	10/23/2012	119.00	94.00	25.00
5. CAPITAL ONE FINL CORP	12/05/2011	10/23/2012	297.00	235.00	62.00
43. ALTERA CORP	VAR	10/26/2012	1,305.00	1,648.00	-343.00
3. COVIDIEN PLC NEW	07/27/2012	10/26/2012	165.00	164.00	1.00
2. COVIDIEN PLC NEW	07/27/2012	10/31/2012	110.00	110.00	
1. COVIDIEN PLC NEW	07/27/2012	11/01/2012	55.00	55.00	
1. COVIDIEN PLC NEW	07/27/2012	11/01/2012	55.00	55.00	
5. COVIDIEN PLC NEW	07/27/2012	11/02/2012	280.00	274.00	6.00
3. EOG RESOURCES INC	VAR	11/05/2012	349.00	340.00	9.00
1. EOG RESOURCES INC	09/07/2012	11/05/2012	116.00	113.00	3.00
5. PIONEER NAT RES CO	04/19/2012	11/05/2012	533.00	529.00	4.00
1. COVIDIEN PLC NEW	07/27/2012	11/05/2012	56.00	55.00	1.00
4. LAM RESEARCH CORPORATIO	01/06/2012	11/16/2012	137.00	150.00	-13.00
11. LAM RESEARCH CORPORATI	01/06/2012	11/19/2012	382.00	413.00	-31.00
10. LAM RESEARCH CORPORATI	07/06/2012	11/19/2012	346.00	353.00	-7.00
6. LAM RESEARCH CORPORATIO	07/06/2012	11/20/2012	205.00	212.00	-7.00
5. CSX CORP	05/29/2012	12/04/2012	98.00	108.00	-10.00
21. CSX CORP	VAR	12/04/2012	412.00	452.00	-40.00
8. CSX CORP	VAR	12/05/2012	158.00	172.00	-14.00
48. FREEPORT-MCMORAN COPPE	VAR	12/05/2012	1,574.00	2,142.00	-568.00
B 4. FREEPORT-MCMORAN COPPER	03/20/2012	12/05/2012	132.00	156.00	-24.00
3. CARNIVAL CORPORATION	09/07/2012	12/12/2012	114.00	111.00	3.00

1b Total. Combine the amounts in column (f). Enter here and on Schedule D, line 1b

For Paperwork Reduction Act Notice, see the Instructions for Form 1041.

Schedule D-1 (Form 1041) 2012

JSA
2F1221 2 000

Name of estate or trust as shown on Form 1041 Do not enter name and employer identification number if shown on the other side **Employer identification number**
 TR U/W FOR CLARK CHARITABLE FD P60292003 13-6049032

Part II Long-Term Capital Gains and Losses - Assets Held More Than One Year

(a) Description of property (Example 100 sh 7% preferred of "Z" Co)	(b) Date acquired (mo, day, yr)	(c) Date sold (mo, day, yr)	(d) Sales price	(e) Cost or other basis (see instructions)	(f) Gain or (loss) Subtract (e) from (d)
6a 480.605 THE ARBITRAGE FUND	11/09/2010	01/04/2012	6,296.00	6,291.00	5.00
230.541 GATEWAY TR GATEWAY	12/01/2010	01/04/2012	6,112.00	5,971.00	141.00
17245.841 JPMORGAN TOTAL R SELECT	VAR	01/04/2012	171,424.00	174,011.00	-2,587.00
1754.88 THORNBURG VALUE FU	VAR	01/04/2012	53,770.00	59,473.00	-5,703.00
54. ABBOTT LABS	06/08/2009	01/10/2012	3,030.00	2,414.00	616.00
2349.343 DREYFUS/LAUREL FD	11/09/2010	01/11/2012	31,317.00	35,428.00	-4,111.00
1275.465 HARTFORD CAPITAL FUND	04/14/2010	01/11/2012	38,621.00	41,886.00	-3,265.00
554.626 JPMORGAN INTERNATI CURRENCY	VAR	01/11/2012	6,007.00	6,045.00	-38.00
. WPX ENERGY INC		01/12/2012	5.00		5.00
55000. MS BREN ASIA BASKET	01/07/2011	01/18/2012	50,103.00	54,450.00	-4,347.00
65. CONOCOPHILLIPS	VAR	01/19/2012	4,631.00	3,325.00	1,306.00
85000. BARC REN SPX 01/25/	01/06/2011	01/25/2012	89,042.00	84,150.00	4,892.00
55000. DB BREN EAFE 2/1/12	01/14/2011	02/01/2012	52,026.00	54,450.00	-2,424.00
15. NORFOLK SOUTHN CORP	05/11/2010	02/08/2012	1,086.00	880.00	206.00
4898.158 EATON VANCE MUT F	01/13/2010	02/15/2012	43,936.00	42,452.00	1,484.00
5. CARNIVAL CORPORATION	05/11/2010	02/28/2012	150.00	193.00	-43.00
28. CARNIVAL CORPORATION	VAR	02/28/2012	838.00	1,008.00	-170.00
6. CARNIVAL CORPORATION	01/08/2010	02/28/2012	180.00	198.00	-18.00
6. CARNIVAL CORPORATION	01/08/2010	02/28/2012	179.00	198.00	-19.00
55000. SG BREN EAFE 3/7/12	02/18/2011	03/07/2012	51,930.00	54,450.00	-2,520.00
590.053 DODGE & INTERNATIO FUND	01/21/2010	03/15/2012	19,578.00	18,628.00	950.00
339.259 JPMORGAN ASIA EQUI	06/14/2010	03/15/2012	10,877.00	9,917.00	960.00
843.261 JPMORGAN GROWTH AD	04/14/2010	03/15/2012	8,711.00	6,729.00	1,982.00
4. NORFOLK SOUTHN CORP	VAR	03/20/2012	269.00	216.00	53.00
11. NORFOLK SOUTHN CORP	01/14/2009	03/20/2012	737.00	435.00	302.00

6b Total. Combine the amounts in column (f). Enter here and on Schedule D, line 6b

Name of estate or trust as shown on Form 1041 Do not enter name and employer identification number if shown on the other side

Employer identification number

TR U/W FOR CLARK CHARITABLE FD P60292003

13-6049032

Part II Long-Term Capital Gains and Losses - Assets Held More Than One Year

(a) Description of property (Example 100 sh 7% preferred of "Z" Co)	(b) Date acquired (mo., day, yr.)	(c) Date sold (mo., day, yr.)	(d) Sales price	(e) Cost or other basis (see instructions)	(f) Gain or (loss) Subtract (e) from (d)
6a 85000. SG CONT BUFF EQ SPX	03/04/2011	03/21/2012	90,341.00	84,150.00	6,191.00
2. AMAZON COM INC	VAR	04/09/2012	384.00	328.00	56.00
50. CAMPBELL SOUP CO	VAR	04/12/2012	1,656.00	1,822.00	-166.00
10. XILINX INC	12/22/2010	04/16/2012	353.00	286.00	67.00
. TIME WARNER INC		04/17/2012	31.00		31.00
6. XILINX INC	12/22/2010	04/17/2012	214.00	172.00	42.00
85000. SG CONT BUFF EQ SPX	04/01/2011	04/18/2012	87,550.00	84,150.00	3,400.00
44. XILINX INC	12/22/2010	04/18/2012	1,552.00	1,258.00	294.00
13. JUNIPER NETWORKS INC	05/11/2010	04/23/2012	263.00	362.00	-99.00
16. DEVON ENERGY CORP NEW	VAR	04/24/2012	1,069.00	1,017.00	52.00
3. MERCK & CO INC	04/18/2011	04/26/2012	115.00	102.00	13.00
4. MERCK & CO INC	04/18/2011	04/27/2012	155.00	136.00	19.00
5. MERCK & CO INC	04/18/2011	04/27/2012	192.00	170.00	22.00
23916.395 EATON VANCE MUT	VAR	05/09/2012	216,204.00	204,566.00	11,638.00
6648.319 JPMORGAN HIGH YIE	10/05/2009	05/09/2012	52,854.00	49,331.00	3,523.00
10. NORFOLK SOUTHN CORP	01/14/2009	05/24/2012	673.00	395.00	278.00
2. NORFOLK SOUTHN CORP	01/14/2009	05/25/2012	134.00	79.00	55.00
3. NORFOLK SOUTHN CORP	01/14/2009	05/25/2012	201.00	119.00	82.00
2. NORFOLK SOUTHN CORP	01/14/2009	05/25/2012	133.00	79.00	54.00
1. NORFOLK SOUTHN CORP	01/14/2009	05/25/2012	67.00	40.00	27.00
1. NORFOLK SOUTHN CORP	01/14/2009	05/25/2012	67.00	40.00	27.00
2. NORFOLK SOUTHN CORP	01/14/2009	05/25/2012	133.00	79.00	54.00
6792.639 JPMORGAN HIGH YIE	10/05/2009	05/29/2012	53,118.00	50,401.00	2,717.00
14. NORFOLK SOUTHN CORP	01/14/2009	05/29/2012	935.00	553.00	382.00
5. NORFOLK SOUTHN CORP	01/14/2009	05/29/2012	336.00	198.00	138.00

6b Total. Combine the amounts in column (f). Enter here and on Schedule D, line 6b

Name of estate or trust as shown on Form 1041 Do not enter name and employer identification number if shown on the other side TR U/W FOR CLARK CHARITABLE FD P60292003	Employer identification number 13-6049032
---	--

Part II Long-Term Capital Gains and Losses - Assets Held More Than One Year

(a) Description of property (Example 100 sh 7% preferred of "Z" Co)	(b) Date acquired (mo., day, yr.)	(c) Date sold (mo., day, yr.)	(d) Sales price	(e) Cost or other basis (see instructions)	(f) Gain or (loss) Subtract (e) from (d)
6a 8. NORFOLK SOUTHN CORP	01/14/2009	05/30/2012	524.00	316.00	208.00
3. NORFOLK SOUTHN CORP	01/14/2009	05/30/2012	197.00	119.00	78.00
60000. HSBC BREN EAFE 05/	05/13/2011	05/31/2012	50,874.00	59,400.00	-8,526.00
7. NORFOLK SOUTHN CORP	01/14/2009	05/31/2012	457.00	277.00	180.00
5. NORFOLK SOUTHN CORP	01/14/2009	05/31/2012	328.00	198.00	130.00
27. US BANCORP DEL NEW	VAR	06/05/2012	786.00	520.00	266.00
9. US BANCORP DEL NEW	04/02/2009	06/05/2012	263.00	137.00	126.00
26. US BANCORP DEL NEW	04/02/2009	06/05/2012	759.00	395.00	364.00
16. US BANCORP DEL NEW	04/02/2009	06/05/2012	467.00	243.00	224.00
3. US BANCORP DEL NEW	04/02/2009	06/05/2012	88.00	46.00	42.00
4. US BANCORP DEL NEW	04/02/2009	06/05/2012	117.00	61.00	56.00
5841.549 DREYFUS/LAUREL FD	VAR	06/07/2012	79,796.00	83,933.00	-4,137.00
2326.74 JPMORGAN INTERNATI CURRENCY	11/19/2009	06/07/2012	25,082.00	25,338.00	-256.00
1. NIKE INC	03/30/2011	06/15/2012	101.00	77.00	24.00
5. NIKE INC	VAR	06/15/2012	507.00	383.00	124.00
3. NIKE INC	05/11/2010	06/15/2012	301.00	228.00	73.00
1156.608 JPMORGAN ASIA EQU	06/14/2010	06/18/2012	33,449.00	33,808.00	-359.00
1. NIKE INC	05/11/2010	06/18/2012	101.00	76.00	25.00
2. PROCTER & GAMBLE CO	05/11/2010	06/21/2012	120.00	125.00	-5.00
6. CVS CORP	04/14/2003	06/22/2012	274.00	73.00	201.00
443.512 DODGE & INTERNATIO FUND	01/21/2010	06/22/2012	13,150.00	14,002.00	-852.00
100. VANGUARD EMERGING MAR	05/16/2011	06/22/2012	3,862.00	4,767.00	-905.00
1. WILLIAMS COS INC	05/05/2011	06/26/2012	28.00	25.00	3.00
3. WILLIAMS COS INC	05/05/2011	06/26/2012	83.00	76.00	7.00
5. WILLIAMS COS INC	05/05/2011	06/26/2012	139.00	127.00	12.00

6b Total. Combine the amounts in column (f). Enter here and on Schedule D, line 6b

Schedule D-1 (Form 1041) 2012

Name of estate or trust as shown on Form 1041 Do not enter name and employer identification number if shown on the other side
 TR U/W FOR CLARK CHARITABLE FD P60292003
 Employer identification number
 13-6049032

Part II Long-Term Capital Gains and Losses - Assets Held More Than One Year

(a) Description of property (Example: 100 sh 7% preferred of "Z" Co)	(b) Date acquired (mo., day, yr.)	(c) Date sold (mo., day, yr.)	(d) Sales price	(e) Cost or other basis (see instructions)	(f) Gain or (loss) Subtract (e) from (d)
6a 1. WILLIAMS COS INC	05/05/2011	06/27/2012	28.00	25.00	3.00
2. WILLIAMS COS INC	05/05/2011	06/27/2012	56.00	51.00	5.00
5. WILLIAMS COS INC	05/05/2011	06/27/2012	141.00	127.00	14.00
1. WILLIAMS COS INC	05/05/2011	06/27/2012	28.00	25.00	3.00
2. WILLIAMS COS INC	05/05/2011	06/27/2012	56.00	51.00	5.00
1. WILLIAMS COS INC	05/05/2011	06/27/2012	28.00	25.00	3.00
1. WILLIAMS COS INC	05/05/2011	06/27/2012	28.00	25.00	3.00
1. WILLIAMS COS INC	05/05/2011	06/27/2012	28.00	25.00	3.00
1. WILLIAMS COS INC	05/05/2011	06/27/2012	28.00	25.00	3.00
1. WILLIAMS COS INC	05/05/2011	06/28/2012	28.00	25.00	3.00
2. WILLIAMS COS INC	05/05/2011	06/28/2012	56.00	51.00	5.00
2. WILLIAMS COS INC	05/05/2011	06/28/2012	56.00	51.00	5.00
2. WILLIAMS COS INC	05/05/2011	06/28/2012	56.00	51.00	5.00
3. WILLIAMS COS INC	05/05/2011	06/28/2012	84.00	76.00	8.00
1. WILLIAMS COS INC	05/05/2011	06/28/2012	28.00	25.00	3.00
1. WILLIAMS COS INC	05/05/2011	06/29/2012	29.00	25.00	4.00
2. WILLIAMS COS INC	05/05/2011	06/29/2012	57.00	51.00	6.00
1. WILLIAMS COS INC	05/05/2011	06/29/2012	29.00	25.00	4.00
2. WILLIAMS COS INC	05/05/2011	06/29/2012	57.00	51.00	6.00
1. WILLIAMS COS INC	05/05/2011	06/29/2012	29.00	25.00	4.00
100. EMC CORP	VAR	07/06/2012	2,369.00	2,063.00	306.00
38. CVS CORP	04/14/2003	07/09/2012	1,792.00	463.00	1,329.00
4. YUM BRANDS INC	05/11/2010	07/11/2012	248.00	168.00	80.00
9. YUM BRANDS INC	05/11/2010	07/12/2012	562.00	377.00	185.00
3. CAMERON INTERNATIONAL C	03/10/2011	07/18/2012	135.00	175.00	-40.00
14. CAMERON INTERNATIONAL	VAR	07/18/2012	630.00	737.00	-107.00

6b Total. Combine the amounts in column (f). Enter here and on Schedule D, line 6b

Name of estate or trust as shown on Form 1041 Do not enter name and employer identification number if shown on the other side TR U/W FOR CLARK CHARITABLE FD P60292003	Employer identification number 13-6049032
---	--

Part II Long-Term Capital Gains and Losses - Assets Held More Than One Year

(a) Description of property (Example 100 sh 7% preferred of "Z" Co)	(b) Date acquired (mo., day, yr.)	(c) Date sold (mo., day, yr.)	(d) Sales price	(e) Cost or other basis (see instructions)	(f) Gain or (loss) Subtract (e) from (d)
6a 6. CAMERON INTERNATIONAL C	05/03/2011	07/18/2012	268.00	311.00	-43.00
34. DU PONT E I DE NEMOURS	VAR	07/18/2012	1,653.00	1,318.00	335.00
25. COLGATE PALMOLIVE CO	VAR	07/27/2012	2,678.00	1,964.00	714.00
80000. GS CONT BUFF EQ SPX	08/26/2011	09/12/2012	96,000.00	79,200.00	16,800.00
3. EXXON MOBIL CORP	10/18/2010	09/13/2012	274.00	198.00	76.00
1. NIKE INC	05/11/2010	09/18/2012	98.00	76.00	22.00
7. NIKE INC	VAR	09/18/2012	684.00	490.00	194.00
3. APPLE COMPUTER INC	VAR	09/19/2012	2,104.00	1,082.00	1,022.00
3. NIKE INC	01/07/2008	09/19/2012	300.00	185.00	115.00
3. NIKE INC	01/07/2008	09/19/2012	297.00	185.00	112.00
3. NIKE INC	01/07/2008	09/20/2012	292.00	185.00	107.00
1. NIKE INC	01/07/2008	09/20/2012	98.00	62.00	36.00
1. NIKE INC	01/07/2008	09/25/2012	96.00	62.00	34.00
100. CBS CORP	VAR	09/26/2012	3,565.00	2,826.00	739.00
1. NIKE INC	01/07/2008	09/26/2012	96.00	62.00	34.00
1. ADT CORPORATION	11/10/2010	10/05/2012	39.00	55.00	-16.00
10.5 ADT CORPORATION	VAR	10/05/2012	396.00	294.00	102.00
11. ADT CORPORATION	VAR	10/10/2012	412.00	276.00	136.00
. PENTAIR LTD		10/11/2012	32.00		32.00
10. KRAFT FOODS GROUP INC	VAR	10/15/2012	472.00	369.00	103.00
3. KRAFT FOODS GROUP INC	08/04/2011	10/15/2012	141.00	110.00	31.00
1. KRAFT FOODS GROUP INC	08/04/2011	10/15/2012	47.00	37.00	10.00
7. KRAFT FOODS GROUP INC	VAR	10/15/2012	332.00	255.00	77.00
17. KRAFT FOODS GROUP INC	VAR	10/16/2012	796.00	622.00	174.00
11. DU PONT E I DE NEMOURS	05/11/2010	10/17/2012	547.00	415.00	132.00

6b Total. Combine the amounts in column (f) Enter here and on Schedule D, line 6b

Schedule D-1 (Form 1041) 2012

Name of estate or trust as shown on Form 1041 Do not enter name and employer identification number if shown on the other side

Employer identification number

TR U/W FOR CLARK CHARITABLE FD P60292003

13-6049032

Part II Long-Term Capital Gains and Losses - Assets Held More Than One Year

(a) Description of property (Example 100 sh 7% preferred of "Z" Co)	(b) Date acquired (mo., day, yr)	(c) Date sold (mo., day, yr)	(d) Sales price	(e) Cost or other basis (see instructions)	(f) Gain or (loss) Subtract (e) from (d)
6a 8. DU PONT E I DE NEMOURS	VAR	10/18/2012	402.00	296.00	106.00
8. DU PONT E I DE NEMOURS	06/24/2010	10/18/2012	399.00	294.00	105.00
. TIME WARNER INC		10/18/2012	12.00		12.00
4. CENTERPOINT ENERGY INC	07/15/2011	10/19/2012	86.00	77.00	9.00
1. CENTERPOINT ENERGY INC	07/15/2011	10/19/2012	21.00	19.00	2.00
17. CENTERPOINT ENERGY INC	07/15/2011	10/19/2012	364.00	329.00	35.00
1. CENTERPOINT ENERGY INC	07/15/2011	10/22/2012	21.00	19.00	2.00
13. CENTERPOINT ENERGY INC	07/15/2011	10/22/2012	276.00	251.00	25.00
44. CENTERPOINT ENERGY INC	VAR	10/22/2012	933.00	807.00	126.00
1. CENTERPOINT ENERGY INC	03/10/2011	10/22/2012	21.00	16.00	5.00
1. CENTERPOINT ENERGY INC	03/10/2011	10/22/2012	21.00	16.00	5.00
. KRAFT FOODS GROUP INC		10/22/2012	16.00		16.00
11. CAPITAL ONE FINL CORP	VAR	10/23/2012	654.00	488.00	166.00
3. CAPITAL ONE FINL CORP	VAR	10/23/2012	180.00	129.00	51.00
1. CAPITAL ONE FINL CORP	08/10/2011	10/23/2012	60.00	42.00	18.00
. APPLE COMPUTER INC		10/24/2012	12.00		12.00
5. CAPITAL ONE FINL CORP	VAR	10/24/2012	301.00	206.00	95.00
37. LOWES COS INC	VAR	10/24/2012	1,201.00	974.00	227.00
6. LOWES COS INC	01/28/2011	10/24/2012	194.00	153.00	41.00
3. LOWES COS INC	01/28/2011	10/25/2012	95.00	77.00	18.00
4. LOWES COS INC	01/28/2011	10/25/2012	129.00	102.00	27.00
55000. HSBC MARKET PLUS GO 10/29/12	10/14/2011	10/30/2012	56,598.00	54,450.00	2,148.00
55000. HSBC BREN SPX 10/3	10/14/2011	10/31/2012	64,735.00	54,450.00	10,285.00
16. AT&T INC	12/05/2007	11/05/2012	553.00	612.00	-59.00
30. LAUDER ESTEE COS INC C	VAR	11/05/2012	1,782.00	1,520.00	262.00

6b Total. Combine the amounts in column (f) Enter here and on Schedule D, line 6b

Name of estate or trust as shown on Form 1041 Do not enter name and employer identification number if shown on the other side
TR U/W FOR CLARK CHARITABLE FD P60292003

Employer identification number
13-6049032

Part II Long-Term Capital Gains and Losses - Assets Held More Than One Year

(a) Description of property (Example 100 sh 7% preferred of "Z" Co)	(b) Date acquired (mo, day, yr)	(c) Date sold (mo, day, yr)	(d) Sales price	(e) Cost or other basis (see instructions)	(f) Gain or (loss) Subtract (e) from (d)
6a 6. CENTERPOINT ENERGY INC	03/10/2011	11/07/2012	125.00	96.00	29.00
12. CENTERPOINT ENERGY INC	03/10/2011	11/07/2012	251.00	193.00	58.00
50000. GS BREN EEM 11/05/1	10/19/2011	11/07/2012	57,617.00	49,500.00	8,117.00
2. CENTERPOINT ENERGY INC	03/10/2011	11/08/2012	41.00	32.00	9.00
48. CENTERPOINT ENERGY INC	03/10/2011	11/08/2012	994.00	772.00	222.00
8. CENTERPOINT ENERGY INC	03/10/2011	11/08/2012	164.00	129.00	35.00
14. CENTERPOINT ENERGY INC	03/10/2011	11/08/2012	291.00	225.00	66.00
1. GOLDMAN SACHS GROUP INC	01/25/2011	11/08/2012	116.00	163.00	-47.00
1. GOLDMAN SACHS GROUP INC	01/25/2011	11/08/2012	116.00	163.00	-47.00
2. GOLDMAN SACHS GROUP INC	05/11/2010	11/08/2012	232.00	285.00	-53.00
1. GOLDMAN SACHS GROUP INC	05/11/2010	11/08/2012	116.00	143.00	-27.00
1. GOLDMAN SACHS GROUP INC	05/11/2010	11/09/2012	115.00	143.00	-28.00
3. GOLDMAN SACHS GROUP INC	05/11/2010	11/09/2012	348.00	428.00	-80.00
5. JOHNSON CTLS INC	10/28/2011	11/15/2012	125.00	167.00	-42.00
13. JOHNSON CTLS INC	VAR	11/15/2012	326.00	434.00	-108.00
5. JOHNSON CTLS INC	VAR	11/15/2012	126.00	161.00	-35.00
4. LAM RESEARCH CORPORATIO	10/28/2011	11/15/2012	139.00	175.00	-36.00
26. JOHNSON CTLS INC	05/11/2010	11/16/2012	652.00	815.00	-163.00
8. LAM RESEARCH CORPORATIO	10/28/2011	11/16/2012	276.00	351.00	-75.00
6. LAM RESEARCH CORPORATIO	10/28/2011	11/16/2012	206.00	263.00	-57.00
15. DU PONT E I DE NEMOURS	VAR	12/03/2012	642.00	548.00	94.00
13. DU PONT E I DE NEMOURS	05/21/2010	12/03/2012	555.00	466.00	89.00
20. DU PONT E I DE NEMOURS	VAR	12/03/2012	851.00	716.00	135.00
1. DU PONT E I DE NEMOURS	06/01/2010	12/04/2012	42.00	36.00	6.00
12. DU PONT E I DE NEMOURS	06/01/2010	12/04/2012	510.00	429.00	81.00

6b Total. Combine the amounts in column (f). Enter here and on Schedule D, line 6b



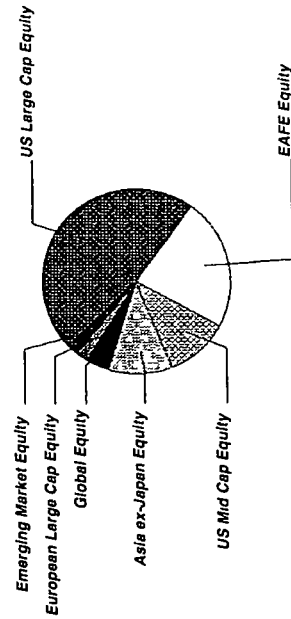
FRANK E CLARK CHARITABLE TRUST ACCT. P60292003
For the Period 1/1/12 to 12/31/12

Equity Summary

Asset Categories	Beginning Market Value	Ending Market Value	Change In Value	Current Allocation
US Large Cap Equity	1,258,760.91	1,149,799.86	(108,961.05)	22%
US Mid Cap Equity	250,615.23	277,216.45	26,601.22	5%
EAFE Equity	467,094.88	571,926.36	104,831.48	11%
European Large Cap Equity	0.00	55,957.55	55,957.55	1%
Asia ex-Japan Equity	234,286.12	284,577.90	50,291.78	5%
Emerging Market Equity	101,861.50	55,662.50	(46,199.00)	1%
Global Equity	0.00	124,814.62	124,814.62	2%
Total Value	\$2,312,618.64	\$2,519,955.24	\$207,336.60	47%

Market Value/Cost	Current Period Value
Market Value	2,519,955.24
Tax Cost	2,220,775.76
Unrealized Gain/Loss	299,179.48
Estimated Annual Income	26,878.60
Accrued Dividends	1,944.39
Yield	1.06%

Asset Categories



Equity as a percentage of your portfolio - 47 %



FRANK E CLARK CHARITABLE TRUST ACCT P60292003
For the Period 1/1/12 to 12/31/12

Note: ** Unrealized Gain/Loss is shown as "N/A" in cases where we do not have appropriate cost information for all tax lots comprising the position. Please contact your J P Morgan team for additional information.

Equity Detail

	Price	Quantity	Value	Adjusted Tax Cost Original Cost	Unrealized Gain/Loss	Est Annual Inc. Accrued Div.	Yield
US Large Cap Equity							
ACE LTD NEW H0023R-10-5 ACE	79.80	64,000	5,107.20	3,854.58	1,252.62	125.44	2.46%
ADOBE SYSTEMS INC 00724F-10-1 ADBE	37.68	43,000	1,620.24	1,408.82	211.42		
ALLERGAN INC 018490-10-2 AGN	91.73	29,000	2,660.17	2,507.95	152.22	5.80	0.22%
AMAZON COM INC 023135-10-6 AMZN	250.87	24,000	6,020.88	2,972.46	3,048.42		
AMERICAN EXPRESS CO 025816-10-9 AXP	57.48	28,000	1,609.44	1,567.45	41.99	22.40	1.39%
ANADARKO PETROLEUM CORP 032511-10-7 APC	74.31	45,000	3,343.95	3,330.36	13.59	16.20	0.48%
APPLE INC. 037833-10-0 AAPL	532.17	35,000	18,626.06	6,210.33	12,415.73	371.00	1.99%
ASML HOLDING N.V. N07059-21-0 ASML	64.39	40,000	2,575.60	2,779.64	(204.04)	26.92	1.05%
AUTOZONE INC 053332-10-2 AZO	354.43	7,000	2,481.01	2,179.87	301.14		
BAIDU INC SPONS ADR 056752-10-8 BIDU	100.29	18,000	1,805.22	1,803.45	1.77		

J.P.Morgan



FRANK E CLARK CHARITABLE TRUST ACCT. P60292003
For the Period 1/1/12 to 12/31/12

	Price	Quantity	Value	Adjusted Tax Cost Original Cost	Unrealized Gain/Loss	Est Annual Inc. Accrued Div	Yield
US Large Cap Equity							
BANK OF AMERICA CORP 060505-10-4 BAC	11.61	465 000	5,398.65	3,869.93	1,528.72	18.60	0.34%
BIOGEN IDEC INC 09062X-10-3 BIIB	146.37	32 000	4,683.84	1,990.22	2,693.62		
BROADCOM CORP CL A 111320-10-7 BRCM	33.21	81,000	2,690.01	2,701.02	(11.01)	32.40	1.20%
CAMERON INTERNATIONAL CORPORATION 13342B-10-5 CAM	56.46	44 000	2,484.24	2,388.12	96.12		
CARDINAL HEALTH INC 14149Y-10-8 CAH	41.18	80 000	3,294.40	2,401.63	892.77	88.00 22.00	2.67%
CAREFUSION CORPORATION 14170T-10-1 CFN	28.58	92,000	2,629.36	2,423.25	206.11		
CBS CORP CLASS B W/ 124857-20-2 CBS	38.05	75 000	2,853.75	2,685.62	168.13	36.00 9.00	1.26%
CELGENE CORPORATION 151020-10-4 CELG	78.47	46 000	3,609.62	2,431.35	1,178.27		
CERNER CORP 156782-10-4 CERN	77.51	17,000	1,317.67	1,346.19	(28.52)		
CHENIERE ENERGY INC 16411R-20-8 LNG	18.78	98 000	1,840.44	1,584.32	256.12		
CISCO SYSTEMS INC 17275R-10-2 CSCO	19.65	290,000	5,698.21	4,319.64	1,378.57	162.40	2.85%
CITIGROUP INC NEW 172967-42-4 C	39.56	147 000	5,815.32	5,257.19	558.13	5.88	0.10%



FRANK E CLARK CHARITABLE TRUST ACCT. P60292003
For the Period 1/1/12 to 12/31/12

	Price	Quantity	Value	Adjusted Tax Cost Original Cost	Unrealized Gain/Loss	Est. Annual Inc Accrued Div.	Yield
US Large Cap Equity							
CITRIX SYSTEMS INC 177376-10-0 CTXS	65.62	30,000	1,968.60	1,808.61	159.99		
CME GROUP INC CLASS A COMMON STOCK 12572Q-10-5 CME	50.67	72,000	3,648.24	4,040.17	(391.93)	129.60	3.55%
COGNIZANT TECHNOLOGY SOLUTIONS CORP CL A 192446-10-2 CTSH	73.88	51,000	3,767.98	2,702.22	1,065.76		
COMCAST CORP CL A 20030N-10-1 CMCS A	37.36	159,000	5,940.24	3,536.99	2,403.25	103.35 25.84	1.74%
COSTCO WHOLESALE CORP 22160K-10-5 COST	98.73	16,000	1,579.68	1,457.42	122.26	17.60	1.11%
COVIDIEN PLC NEW G2554F-11-3 COV	57.74	60,000	3,464.40	2,381.80	1,082.60	62.40	1.80%
CS CONT BUFF EQ SPX 04/04/13 80% CONTIN BARRIER- 7.25%CPN 15% CAP INITIAL LEVEL-03/16/12 SPX:1404.17 22546T-PJ-4	106.58	95,000,000	101,251.00	94,050.00	7,201.00		
CSX CORP 126408-10-3 CSX	19.73	115,000	2,268.95	2,455.67	(186.72)	64.40	2.84%
DAVITA HEALTHCARE PARTNERS, INC 23918K-10-8 DVA	110.53	21,000	2,321.13	2,321.07	0.06		
DB BREN SPX 05/01/13 10%BUFFER-2 XLEV- 5.4%CAP 10.8%MAXTRN INITIAL LEVEL-04/13/12 SPX:1370.26 2515A1-JA-0	105.61	95,000,000	100,325.70	94,050.00	6,275.70		



FRANK E CLARK CHARITABLE TRUST ACCT P60292003
 For the Period 1/1/12 to 12/31/12

	Price	Quantity	Value	Adjusted Tax Cost Original Cost	Unrealized Gain/Loss	Est Annual Inc. Accrued Div.	Yield
US Large Cap Equity							
DISH NETWORK CORP CL A 25470M-10-9 DISH	36.40	30,000	1,092.00	1,099.77	(7.77)		
DOW CHEMICAL CO 260543-10-3 DOW	32.33	65,000	2,101.39	1,981.46	119.93	83.20	3.96%
EMERSON ELECTRIC CO 291011-10-4 EMR	52.96	88,000	4,660.48	4,522.80	137.68	144.32	3.10%
ENSCO PLC G3157S-10-6 ESV	59.28	52,000	3,082.56	2,522.78	559.78	78.00	2.53%
EOG RESOURCES INC 26875P-10-1 EOG	120.79	29,000	3,502.91	2,489.43	1,013.48	19.72	0.56%
EXXON MOBIL CORP 30231G-10-2 XOM	86.55	87,000	7,529.85	5,238.71	2,291.14	198.36	2.63%
FLUOR CORP 343412-10-2 FLR	58.74	66,000	3,876.84	3,373.15	503.69	42.24	1.09%
FREEMONT-MCMORAN COPPER & GOLD INC CL B 35671D-85-7 FCX	34.20	55,000	1,881.00	1,045.24	835.76	68.75	3.65%
GENERAL MILLS INC 370334-10-4 GIS	40.42	102,000	4,122.84	3,667.96	454.88	134.64	3.27%
GENERAL MOTORS CO 37045V-10-0 GM	28.83	168,000	4,843.44	5,087.06	(243.62)		
GOLDMAN SACHS GROUP INC 38141G-10-4 GS	127.56	33,000	4,209.48	3,080.90	1,128.58	66.00	1.57%
GOOGLE INC CL A 38259P-50-8 GOOG	707.38	9,000	6,366.42	5,583.13	783.29		



FRANK E CLARK CHARITABLE TRUST ACCT P60292003
For the Period 1/1/12 to 12/31/12

	Price	Quantity	Value	Adjusted Tax Cost Original Cost	Unrealized Gain/Loss	Est. Annual Inc. Accrued Div	Yield
US Large Cap Equity							
HARTFORD CAPITAL APPRECIATION FUND 416649-30-9 ITHI X	34.38	1,903,567	65,444.63	62,140.01	3,304.62	658.63	1.01%
HOME DEPOT INC 437076-10-2 HD	61.85	73,000	4,515.05	2,825.86	1,689.19	84.68	1.88%
HONEYWELL INTERNATIONAL INC 438516-10-6 HON	63.47	79,000	5,014.13	3,557.67	1,456.46	129.56	2.58%
HUMANA INC 444859-10-2 HUM	68.63	34,000	2,333.42	2,539.66	(206.24)	35.36 8.84	1.52%
INVESCO LTD G491BT-10-8 IVZ	26.09	133,000	3,469.97	2,701.97	768.00	91.77	2.64%
JOHNSON & JOHNSON 478160-10-4 JNJ	70.10	51,000	3,575.10	3,681.83	(106.73)	124.44	3.48%
JOHNSON CONTROLS INC 478366-10-7 JCI	30.67	131,000	4,017.77	2,820.26	1,197.51	99.56	2.48%
JPM EQUITY INCOME FD - SEL FUND 3128 4812C0-49-8 HLIE X	10.29	11,342,113	116,710.34	108,090.34	8,620.00	4,298.66 593.65	3.68%
JPM TR I GROWTH ADVANTAGE FD - SEL FUND 1567 4812A3-71-8 JGAS X	10.03	11,166,417	111,999.16	89,108.01	22,891.15	1,083.14	0.97%
JUNIPER NETWORKS INC 48203R-10-4 JNPR	19.67	97,000	1,907.99	1,821.28	86.71		
KINDER MORGAN INC 49456B-10-1 KMI	35.33	50,000	1,766.50	1,558.97	207.53	72.00	4.08%
LENNAR CORP 526057-10-4 LEN	38.67	75,000	2,900.25	1,133.21	1,767.04	12.00	0.41%



FRANK E CLARK CHARITABLE TRUST ACCT P60292003
For the Period 1/1/12 to 12/31/12

	Price	Quantity	Value	Adjusted Tax Cost Original Cost	Unrealized Gain/Loss	Est Annual Inc Accrued Div	Yield
US Large Cap Equity							
LINKEDIN CORP - A 53578A-10-8 LNKD	114 82	16.000	1,837.12	1,584.26	252.86		
LOWES COMPANIES INC 548661-10-7 LOW	35 52	143 000	5,079 36	2,985 00	2,094 36	91 52	1 80%
MASCO CORP 574599-10-6 MAS	16.66	175 000	2,915 50	2,396 04	519 46	52 50	1 80%
MASTERCARD INC - CLASS A 57636Q-10-4 MA	491 28	8.000	3,930.24	2,332 44	1,597 80	9 60	0 24%
MERCK AND CO INC 58933Y-10-5 MRK	40.94	167.000	6,836 98	4,735 82	2,101.16	287 24 71 81	4.20%
METLIFE INC 59156F-10-8 MET	32 94	142 000	4,677.48	4,991 90	(314.42)	105 08	2 25%
MICROSOFT CORP 594918-10-4 MSFT	26 71	416 000	11,111 36	9,523 53	1,587 83	382 72	3 44%
MONDELEZ INTERNATIONAL-W/I 609207-10-5 MDLZ	25 45	146 000	3,716 14	3,421 47	294 67	75 92 18 98	2 04%
NETAPP INC 64110D-10-4 NTAP	33 55	69.000	2,314 95	2,558 65	(243 70)		
OCCIDENTAL PETROLEUM CORP 674599-10-5 OXY	76 61	80.000	6,128.80	4,826 17	1,302 63	172.80	2 82%
ORACLE CORP 68389X-10-5 ORCL	33 32	216 000	7,197.12	5,388.78	1,808 34	51 84	0 72%
PACCAR INC 693718-10-8 PCAR	45.21	101 000	4,566 21	3,283 78	1,282 43	80 80	1 77%
PARNASSUS FD EQTY INCM INST 701769-40-8 PRIL X	29 26	3,857 055	112,857 43	107,496 12	5,361 31	3,081 78	2 73%



FRANK E CLARK CHARITABLE TRUST ACCT P60292003
For the Period 1/1/12 to 12/31/12

	Price	Quantity	Value	Adjusted Tax Cost Original Cost	Unrealized Gain/Loss	Est. Annual Inc. Accrued Div	Yield
US Large Cap Equity							
PENTAIR LTD	49.15	18,000	884.70	578.17	306.53	15.84	1.79%
SHS							
H6169Q-10-8 PNR							
PEPSICO INC	68.43	43,000	2,942.49	3,109.60	(167.11)	92.45	3.14%
713448-10-8 PEP						23.11	
PFIZER INC	25.08	299,000	7,498.62	3,985.87	3,512.75	287.04	3.83%
717081-10-3 PFE							
PHILIP MORRIS INTERNATIONAL	83.64	50,000	4,182.00	4,146.12	35.88	170.00	4.07%
718172-10-9 PM						42.50	
PHILLIPS 66	53.10	60,000	3,186.00	2,919.71	266.29	60.00	1.88%
718546-10-4 PSX							
PIONEER NATURAL RESOURCES CO	106.59	21,000	2,238.39	1,842.33	396.06	1.68	0.08%
723787-10-7 PXD							
PROCTER & GAMBLE CO	67.89	88,000	5,974.32	4,858.87	1,115.45	197.82	3.31%
742718-10-9 PG							
PRUDENTIAL FINANCIAL INC	53.33	68,000	3,626.44	2,716.19	910.25	108.80	3.00%
744320-10-2 PRU							
QUALCOMM INC	61.86	115,000	7,113.90	4,937.48	2,176.42	115.00	1.62%
747525-10-3 QCOM							
SCHLUMBERGER LTD	69.30	90,000	6,236.91	7,425.77	(1,188.86)	99.00	1.59%
806857-10-8 SLB						24.75	
SG CONT BUFF EQ SPX 11/27/13	101.51	55,000,000	55,830.50	54,450.00	1,380.50		
80% CONTIN BARRIER- 4.5%CPN							
15% CAP							
INITIAL LEVEL-11/09/12 SPX.1379.85							
78423E-EV-2							



FRANK E CLARK CHARITABLE TRUST ACCT P60292003
For the Period 1/1/12 to 12/31/12

	Price	Quantity	Value	Adjusted Tax Cost Original Cost	Unrealized Gain/Loss	Est. Annual Inc Accrued Div	Yield
US Large Cap Equity							
SILVER LEAF MINING CO LTD N/O Client 828990-B1-8	0.00 12/31/10	1,000,000	0.00	N/A **	N/A		
SPDR S&P 500 ETF TRUST 78462F-10-3 SPY	142.41	945,000	134,577.45	108,272.11	26,305.34	2,932.33 965.63	2.18%
TARGET CORP 87612E-10-6 TGT	59.17	54,000	3,195.18	3,463.04	(267.86)	77.76	2.43%
TD AMERITRADE HOLDING CORPORATION 87236Y-10-8 AMTD	16.81	76,000	1,277.56	1,176.61	100.95	27.36	2.14%
TIME WARNER INC NEW 887317-30-3 TWX	47.83	210,000	10,044.30	5,246.09	4,798.21	218.40	2.17%
TIME WARNER CABLE INC 88732J-20-7 TWC	97.19	19,000	1,846.61	1,606.74	239.87	42.56	2.30%
TYCO INTERNATIONAL LTD H89128-10-4 TYC	29.25	78,000	2,281.50	1,616.46	665.04	46.80	2.05%
UNITEDHEALTH GROUP INC 91324P-10-2 UNH	54.24	72,000	3,905.28	3,136.06	769.22	61.20	1.57%
UNITED TECHNOLOGIES CORP 913017-10-9 UTX	82.01	103,000	8,447.03	6,827.37	1,619.66	220.42	2.61%
VERIZON COMMUNICATIONS INC 92343V-10-4 VZ	43.27	105,000	4,543.35	2,662.24	1,881.11	216.30	4.76%
VERTEX PHARMACEUTICALS INC 92532F-10-0 VRTX	41.90	35,000	1,466.50	1,097.65	368.85		
WALTER ENERGY INC 93317Q-10-5 WLT	35.88	50,000	1,794.00	2,779.74	(985.74)	25.00	1.39%



FRANK E CLARK CHARITABLE TRUST ACCT P60292003
For the Period 1/1/12 to 12/31/12

	Price	Quantity	Value	Adjusted Tax Cost Original Cost	Unrealized Gain/Loss	Est Annual Inc. Accrued Div	Yield
US Large Cap Equity							
WELLS FARGO & CO 949746-10-1 WFC	34.18	321 000	10,971.78	7,971.60	3,000.18	282.48	2.57%
WILLIAMS COMPANIES INC 969457-10-0 WMB	32.74	66,000	2,160.84	1,693.83	467.01	85.80	3.97%
YUM BRANDS INC 988498-10-1 YUM	66.40	72 000	4,780.80	2,599.22	2,181.58	96.48	2.02%
Total US Large Cap Equity			\$1,149,799.86	\$989,131.63	\$160,668.23	\$18,685.74 \$1,806.11	1.63%
US Mid Cap Equity							
JPM MARKET EXPANSION INDEX FD - SEL FUND 3708 4812C1-63-7 PGMI X	10.61	9,584 635	101,692.98	87,205.42	14,487.56	862.61	0.85%
JPM TR I MIDCAP CORE - SEL 48121L-75-9 JMRS X	17.86	9,827.742	175,523.47	162,070.39	13,453.08	2,024.51 138.28	1.15%
Total US Mid Cap Equity			\$277,216.45	\$249,275.81	\$27,940.64	\$2,887.12 \$138.28	1.04%
EAFE Equity							
ARTISAN INTL VALUE FUND - INV 04314H-88-1 ARTK X	30.38	7,453 937	226,450.61	203,343.39	23,107.22		



FRANK E CLARK CHARITABLE TRUST ACCT P60292003
For the Period 1/1/12 to 12/31/12

	Price	Quantity	Value	Adjusted Tax Cost Original Cost	Unrealized Gain/Loss	Est Annual Inc Accrued Div.	Yield
EAFE Equity							
BNP BREN EAFE 07/10/13	113.79	55,000,000	62,587.03	54,450.00	8,137.03		
10%BUFFER-2 XLEV- 11.3%CAP							
22.6%MAXRTRN							
INITIAL LEVEL-06/22/12 SX5E:2186.81							
UKX:5513.69 TPX:750.92							
05567L-5V-5							
DODGE & COX INTERNATIONAL STOCK	34.64	3,129,087	108,391.57	98,075.21	10,316.36	2,337.42	2.16%
256206-10-3 DODF X							
GS BREN EAFE 02/21/13	107.62	55,000,000	59,192.65	54,450.00	4,742.65		
10%BUFFER-2 XLEV- 10%CAP							
20%MAXRTRN							
INITIAL LEVEL-02/03/12 SX5E:2515.15							
UKX:5901.07 TPX:760.69							
38143U-Q4-6							
GS BREN EAFE 06/12/13	115.09	50,000,000	57,543.50	49,500.00	8,043.50		
10%BUFFER-2 XLEV- 10.9%CAP							
21.8%MAXRTRN							
INITIAL LEVEL-05/25/12 SX5E:21618.7							
UKX:5388.28 TPX:722.11							
38143U-V8-1							
HSBC BREN EAFE 03/20/13	105.02	55,000,000	57,761.00	54,450.00	3,311.00		
10%BUFFER-2 XLEV- 10%CAP							
19%MAXRTRN							
INITIAL LEVEL-03/02/12 SX5E:2546.16							
UKX:5911.13 TPX:837.82							
4042K1-YM-9							
Total EAFE Equity			\$571,926.36	\$514,268.60	\$57,657.76	\$2,337.42	0.41%



FRANK E CLARK CHARITABLE TRUST ACCT. P60292003
For the Period 1/1/12 to 12/31/12

	Price	Quantity	Value	Adjusted Tax Cost Original Cost	Unrealized Gain/Loss	Est Annual Inc Accrued Div	Yield
European Large Cap Equity							
DB MARKET PLUS SX5E 03/19/14 80% CONTIN BARRIER- 7 6%CPN ,UNCAPPED INITIAL LEVEL-09/14/12 SX5E 2594.56 2515A1-LR-0	101.74	55,000,000	55,957,55	54,312.50	1,645.05		
Asia ex-Japan Equity							
BARC BREN ASIA BASKET 08/21/13 10%BUFFER-2 XLEV- 7%CAP 14%MAXRTRN INITIAL LEVEL-08/03/12 ASIA BSKT 100 06741J-L4-9	108.53	55,000,000	59,691.50	54,450.00	5,241.50		
COLUMBIA FDS SER TR II MASS ASIA PC JP R5 19763P-57-2 TAPR X	13.07	2,393,489	31,282.90	29,583.52	1,699.38	612.73	1.96%
CS BREN ASIA BASKET 07/03/13 10%BUFFER-2 XLEV- 9%CAP 18%MAXRTRN INITIAL LEVEL-06/15/12 ASIA BSKT 100 22546T-VD-0	112.45	50,000,000	56,225.00	49,500.00	6,725.00		
MATTHEWS PACIFIC TIGER INSTL FUND 577130-83-4 MIPT X	24.41	5,627,960	137,378.50	111,764.33	25,614.17	1,136.84	0.83%
Total Asia ex-Japan Equity			\$284,577.90	\$245,297.85	\$39,280.05	\$1,749.57	0.62%



FRANK E CLARK CHARITABLE TRUST ACCT P60292003
For the Period 1/1/12 to 12/31/12


	Price	Quantity	Value	Adjusted Tax Cost Original Cost	Unrealized Gain/Loss	Est Annual Inc Accrued Div	Yield
Emerging Market Equity							
VANGUARD MSCI EMERGING MARKETS ETF 922042-85-8 VWO	44.53	1,250,000	55,662.50	59,589.37	(3,926.87)	1,218.75	2.19%
Global Equity							
BNP DELTA ONE MSCI WORLD TR 6/14/13 100%A.F, UNCAPPED INITIAL LEVEL5/25/12 NDDUWI:3000.541 05567L-5F-0	114.13	55,000,000	62,769.12	54,450.00	8,319.12		
HSBC DELTA ONE MSCI WORLD TR 6/14/13 100%A.F, UNCAPPED INITIAL LEVEL5/25/12 NDDUWI 3000.541 4042K1-P4-9	112.81	55,000,000	62,045.50	54,450.00	7,595.50		
Total Global Equity			\$124,814.62	\$108,900.00	\$15,914.62	\$0.00	0.00%



FRANK E CLARK CHARITABLE TRUST ACCT. P60292003
For the Period 1/1/12 to 12/31/12

Alternative Assets Summary

Asset Categories	Beginning Estimated Value	Ending Estimated Value	Change In Value	Current Allocation
Hedge Funds	169,788.10	370,901.80	201,113.70	7%
Real Estate & Infrastructure	55,664.27	63,406.02	7,741.75	1%
Hard Assets	194,714.73	243,591.57	48,876.84	5%
Total Value	\$420,167.10	\$677,899.39	\$257,732.29	13%



Alternative Assets as a percentage of your portfolio - 13 %

Alternative Assets Detail

	Price	Quantity	Estimated Value	Cost
Hedge Funds				
AIM INVT FDS	12.53	8,470,244	106,132.16	104,692.22
BAL RISK ALL Y				
00141V-69-7 ABRY X				
ARBITRAGE FUNDS - I				
CL I	12.77	3,943,716	50,361.25	51,623.24
09875R-20-5 ARBN X				

J.P. Morgan



FRANK E CLARK CHARITABLE TRUST ACCT. P60292003
For the Period 1/1/12 to 12/31/12

	Price	Quantity	Estimated Value	Cost
Hedge Funds				
EATON VANCE FLOATING-RATE ADVANTAGE I 277923-63-7 EIFA X	11 10	9,657,954	107,203 29	105,851.18
EATON VANCE MUT FDS TR GB MACRO ABSOLUTE RTN I 277923-72-8 EIGM X	9.83	5,526 810	54,328 54	56,796 54
GATEWAY FUND - Y 367829-88-4 GTEY X	27 11	1,950 445	52,876 56	50,516.52
Total Hedge Funds			\$370,901.80	\$369,479.70



FRANK E CLARK CHARITABLE TRUST ACCT. P60292003
For the Period 1/1/12 to 12/31/12

	Quantity/Original Commitment Amount	Cost/Net Capital Called Since Inception	Net Distributions Since Inception	Estimated Value	Est Annual Inc. Accrued Div	Yield
Real Estate & Infrastructure						
JPM REALTY INCOME FD - INSTL FUND 1372 904504-50-3 URTL X	5,451.94	50,266.85		63,406.02	1,335.72	2.11%

Amounts shown above under "Estimated Value" for private equity funds are estimates based on the latest fund values received from each underlying fund, which value may be as of a date (underlying fund value date) prior to the period covered by this statement. The values provided by the underlying fund have been adjusted for any cash flows between your account and such fund that have occurred subsequent to the underlying fund value date to derive the "Estimated Value". Therefore, such "Estimated Value" may not reflect the value of your interest shown on any fund's actual books and records as of the date of this statement. For additional information, please contact your J.P. Morgan representative.

For private equity funds, Estimated Values are based on estimates provided by the underlying funds that are generally presented on a US GAAP basis, which records investments at fair value, or "marked-to-market". Most of these underlying funds also present their audited financial statements on a US GAAP basis (i.e., "marked-to-market"). However, some of these underlying funds present their audited financial statements using the Income Tax Basis of Accounting, which records investments "at cost" based on the accrual basis of accounting for Federal income taxes. Where the underlying fund provides periodic estimates on a "marked-to-market" basis but reflects investments "at cost" in its audited financial statements, the marked-to-market Estimated Value shown herein for a private equity fund may be materially different from the value reflected on such fund's audited financial statements (which are also based on the audited financial statements of the underlying fund)

	Price	Quantity	Estimated Value	Cost
Hard Assets				
BARC CBEN BROAD COMMODITY 06/12/14 LKD TO CO1, C1, LOCADY & PLDMLNPM 75% BARRIER, 5.00% CPN, 11.00% CAP 12/07/12, CO1'107 02 C1 732.75 LOCADY, 7965 5 PLDMLNPM, 698 06741T-LH-8	99.52	55,000,000	54,736.00	54,312.50



FRANK E CLARK CHARITABLE TRUST ACCT P60292003
For the Period 1/1/12 to 12/31/12

	Price	Quantity	Estimated Value	Cost
Hard Assets				
HIGHBRIDGE DYNAMIC COMM STRG FD -SEL 48121A-67-0 HDCS X	13.97	3,662.131	51,159.97	78,521.77
PIMCO COMMODITIES PLUS STRATEGY P 72201P-16-7 PCLP X	10.89	4,723.196	51,435.60	54,127.83
SG PARTICIPATING GOLD NOTE 11/08/13 LNKD TO GOLDLNP 85%BARRIER, 13 00%MAXRTN 10/26/12 GOLDLNP 1716 78423E-ER-1	97.92	55,000.000	53,856.00	54,450.00
SPDR GOLD TRUST 78463V-10-7 GLD	162.02	200.000	32,404.00	22,615.18
Total Hard Assets			\$243,591.57	\$264,027.28

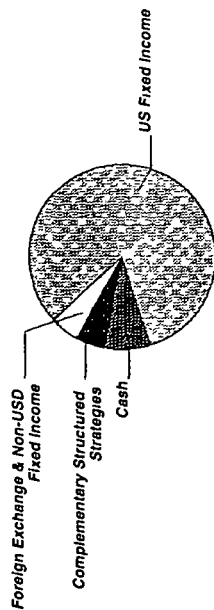


FRANK E CLARK CHARITABLE TRUST ACCT P60292003
For the Period 1/1/12 to 12/31/12

Cash & Fixed Income Summary

Asset Categories	Beginning Market Value	Ending Market Value	Change In Value	Current Allocation
Cash	165,840.44	184,373.17	18,532.73	3%
US Fixed Income	1,922,477.33	1,794,651.94	(127,825.39)	33%
Complementary Structured Strategies	79,129.00	80,302.00	1,173.00	2%
Foreign Exchange & Non-USD Fixed Income	217,630.32	81,827.68	(135,802.64)	2%
Total Value	\$2,385,077.09	\$2,141,154.79	(\$243,922.30)	40%

Market Value/Cost	Current Period Value
Market Value	2,141,154.79
Tax Cost	2,096,469.17
Unrealized Gain/Loss	44,685.62
Estimated Annual Income	67,202.29
Accrued Interest	4,635.39
Yield	3.13%



Cash & Fixed Income as a percentage of your portfolio - 40 %

SUMMARY BY MATURITY

Cash & Fixed Income	Market Value	% of Bond Portfolio
0-6 months ¹	2,102,846.79	99%
6-12 months ¹	38,308.00	1%
Total Value	\$2,141,154.79	100%

¹ The years indicate the number of years until the bond is scheduled to mature based on the statement end date. Some bonds may be called, or paid in full, before their stated maturity.

SUMMARY BY TYPE

Cash & Fixed Income	Market Value	% of Bond Portfolio
Cash	184,373.17	8%
International Bonds	110,144.78	5%
Mutual Funds	1,766,334.84	84%
Complementary Structure	80,302.00	3%
Total Value	\$2,141,154.79	100%



FRANK E CLARK CHARITABLE TRUST ACCT. P60292003
For the Period 1/1/12 to 12/31/12

Note: O - Bonds purchased at a discount show accretion.

¹ This is the Annual Percentage Yield (APY) which is the rate earned if balances remain on deposit for a full year with compounding, there is no change in the interest rate and all interest is left in the account.

Cash & Fixed Income Detail

	Price	Quantity	Value	Adjusted Tax Cost Original Cost	Unrealized Gain/Loss	Est Annual Income Accrued Interest	Yield
Cash							
US DOLLAR PRINCIPAL	1 00	184,373.17	184,373.17	184,373.17		55.31 7.71	0.03% ¹
US Fixed Income							
JPM STR INC OPP FD FUND 3844 4812A4-35-1	11 83	9,310.63	110,144.78	100,857.83	9,286.95	4,441.17 381.74	4.03%
DOUBLELINE FDS TR TTL RTN BD I 258620-10-3	11 33	23,344.01	264,487.61	258,031.55	6,456.06	16,784.34 1,315.62	6.35%
JPM HIGH YIELD FD - SEL FUND 3580 4812CO-80-3	8.14	13,455.27	109,525.91	99,838.12	9,687.79	7,736.78 699.67	7.06%
JPM SHORT DURATION BOND FD - SEL FUND 3133 4812C1-33-0	10.99	54,257.60	596,291.07	591,780.85	4,510.22	8,952.50 705.35	1.50%
JPM TR I MLT SC INCM SL 48121A-29-0	10.22	10,797.18	110,347.15	109,159.46	1,187.69	4,167.71 669.42	3.78%
JPM TR I INFL MANAGED BD - SEL 48121A-56-3	10.81	15,813.74	170,946.49	168,574.43	2,372.06	4,111.57 205.58	2.41%



FRANK E CLARK CHARITABLE TRUST ACCT. P60292003
For the Period 1/1/12 to 12/31/12

	Price	Quantity	Value	Adjusted Tax Cost Original Cost	Unrealized Gain/Loss	Est. Annual Income Accrued Interest	Yield
US Fixed Income							
RIDGEWORTH FDS SEIX FLRT HI I 76628T-67-8	8 98	18,158.13	163,059.98	159,427.96	3,632.02	7,971.41 650.30	4.89%
VANGUARD FI SECS F INTR TRM CP PT FUND 71 922031-88-5	10.32	15,461.99	159,567.70	154,988.09	4,599.61	5,720.93	3.59%
BLACKROCK HIGH YIELD BOND 091929-63-8	8 09	13,631.80	110,281.25	104,828.53	5,452.72	6,788.63	6.16%
Total US Fixed Income			\$1,794,651.94	\$1,747,466.82	\$47,185.12	\$66,675.04 \$4,627.68	3.72%

Complementary Structured Strategies

0 DB 95% PPN FX BASKET 2/1/13 LINKED TO MXN INR CNY & RUB VS USD 1.40XLEV, UNCAPPED 7/29/11 2515A1-B5-9	93.32	45,000.00	41,994.00	44,997.81 44,437.50	(3,003.81)		
0 BARC 93% PPN CURRENCY BASKET 9/13/13 LINKED TO 3 CURRENCY BSKTS 50% 35% & 15% WEIGHT, UNCAPPED 9/9/11 06738K-UP-4	95.77	40,000.00	38,308.00	40,562.74 39,400.00	(2,254.74)		
Total Complementary Structured Strategies			\$80,302.00	\$85,560.55 \$83,837.50	(\$5,258.55)	\$0.00	0.00%



FRANK E CLARK CHARITABLE TRUST ACCT. P60292003
For the Period 1/1/12 to 12/31/12

Other Summary

Asset Categories	Beginning Estimated Value	Ending Estimated Value	Change In Value	Current Allocation
Other	0 00	0 00	0 00	

Note ** Unrealized Gain/Loss is shown as "N/A" in cases where we do not have appropriate cost information for all tax lots comprising the position. Please contact your J. P. Morgan team for additional information.

Other Detail

	Price	Quantity	Value	Adjusted Cost Original Cost	Unrealized Gain/Loss	Accruals
Other						
S/E/C - TWO KEYS TO THE FRANK E CLARK MAUSOLEUM IN GREEN-WOOD CEMETARY DEPOSITED IN SECURITY VAULT Bearer 999443-96-3		1 000		N/A **	N/A	