



See a Social Security Number? Say Something!
Report Privacy Problems to <https://public.resource.org/privacy>
Or call the IRS Identity Theft Hotline at 1-800-908-4490



Form **990-PF**

Department of the Treasury
Internal Revenue Service

Return of Private Foundation
or Section 4947(a)(1) Nonexempt Charitable Trust
Treated as a Private Foundation

Note. The foundation may be able to use a copy of this return to satisfy state reporting requirements









OMB No 1545-0052

2012
Open to Public Inspection

For calendar year 2012, or tax year beginning 01-01-2012 , and ending 12-31-2012

Name of foundation KLEIN FAMILY FOUNDATION C/O DINAH KLEIN % ORGANIZATION		A Employer identification number 13-4092608	
Number and street (or P O box number if mail is not delivered to street address) 109-40 SAULTELL AVE Suite		Room/suite	
City or town, state, and ZIP code CORONA, NY 11368		C If exemption application is pending, check here <input type="checkbox"/>	
G Check all that apply <input type="checkbox"/> Initial return <input type="checkbox"/> Initial return of a former public charity <input type="checkbox"/> Final return <input type="checkbox"/> Amended return <input type="checkbox"/> Address change <input type="checkbox"/> Name change		D 1. Foreign organizations, check here <input type="checkbox"/> 2. Foreign organizations meeting the 85% test, check here and attach computation <input type="checkbox"/>	
H Check type of organization <input checked="" type="checkbox"/> Section 501(c)(3) exempt private foundation <input type="checkbox"/> Section 4947(a)(1) nonexempt charitable trust <input type="checkbox"/> Other taxable private foundation		E If private foundation status was terminated under section 507(b)(1)(A), check here <input type="checkbox"/> F If the foundation is in a 60-month termination under section 507(b)(1)(B), check here <input type="checkbox"/>	
I Fair market value of all assets at end of year (from Part II, col. (c), line 16) <input checked="" type="checkbox"/> \$ 48,829,688		J Accounting method <input checked="" type="checkbox"/> Cash <input type="checkbox"/> Accrual <input type="checkbox"/> Other (specify) <input type="checkbox"/> (Part I, column (d) must be on cash basis.)	

Part I Analysis of Revenue and Expenses (The total of amounts in columns (b), (c), and (d) may not necessarily equal the amounts in column (a) (see instructions))		(a) Revenue and expenses per books	(b) Net investment income	(c) Adjusted net income	(d) Disbursements for charitable purposes (cash basis only)
Revenue	1 Contributions, gifts, grants, etc , received (attach schedule)	250,000			
	2 Check <input checked="" type="checkbox"/> if the foundation is not required to attach Sch B				
	3 Interest on savings and temporary cash investments				
	4 Dividends and interest from securities.	2,009,698	1,901,813		
	5a Gross rents				
	b Net rental income or (loss) _____				
	6a Net gain or (loss) from sale of assets not on line 10	801,287			
	b Gross sales price for all assets on line 6a <u>11,552,996</u>				
	7 Capital gain net income (from Part IV, line 2)		886,561		
	8 Net short-term capital gain				
	9 Income modifications				
	10a Gross sales less returns and allowances				
Operating and Administrative Expenses	b Less Cost of goods sold				
	c Gross profit or (loss) (attach schedule)				
	11 Other income (attach schedule)	227,869	1,577		
	12 Total. Add lines 1 through 11	3,288,854	2,789,951		
	13 Compensation of officers, directors, trustees, etc	0			
	14 Other employee salaries and wages				
	15 Pension plans, employee benefits				
	16a Legal fees (attach schedule)				
	b Accounting fees (attach schedule)	15,065	7,533	0	7,532
	c Other professional fees (attach schedule)				
	17 Interest				
	18 Taxes (attach schedule) (see instructions)	36,067			
	19 Depreciation (attach schedule) and depletion . . .				
	20 Occupancy				
	21 Travel, conferences, and meetings				
	22 Printing and publications				
	23 Other expenses (attach schedule)	121,318	112,991		
	24 Total operating and administrative expenses. Add lines 13 through 23	172,450	120,524	0	7,532
	25 Contributions, gifts, grants paid	2,133,856			2,133,856
	26 Total expenses and disbursements. Add lines 24 and 25	2,306,306	120,524	0	2,141,388
	27 Subtract line 26 from line 12				
	a Excess of revenue over expenses and disbursements	982,548			
	b Net investment income (if negative, enter -0-)		2,669,427		
	c Adjusted net income (if negative, enter -0-)				

Part II Balance Sheets		Attached schedules and amounts in the description column should be for end-of-year amounts only (See instructions)	Beginning of year	End of year	
			(a) Book Value	(b) Book Value	(c) Fair Market Value
Assets	1	Cash—non-interest-bearing			
	2	Savings and temporary cash investments	378,500		
	3	Accounts receivable ▶ _____ Less allowance for doubtful accounts ▶ _____			
	4	Pledges receivable ▶ _____ Less allowance for doubtful accounts ▶ _____			
	5	Grants receivable			
	6	Receivables due from officers, directors, trustees, and other disqualified persons (attach schedule) (see page 15 of the instructions)			
	7	Other notes and loans receivable (attach schedule) ▶ _____ Less allowance for doubtful accounts ▶ _____			
	8	Inventories for sale or use			
	9	Prepaid expenses and deferred charges			
	10a	Investments—U S and state government obligations (attach schedule)	24,896,197	 27,292,743	29,878,726
	b	Investments—corporate stock (attach schedule)	18,007,124	 15,304,590	15,067,870
	c	Investments—corporate bonds (attach schedule).	1,584,373	 1,068,919	1,108,040
	11	Investments—land, buildings, and equipment basis ▶ _____ Less accumulated depreciation (attach schedule) ▶ _____			
	12	Investments—mortgage loans			
	13	Investments—other (attach schedule)	147,915	 2,714,964	2,752,550
	14	Land, buildings, and equipment basis ▶ _____ Less accumulated depreciation (attach schedule) ▶ _____			
Liabilities	15	Other assets (describe ▶ _____)	 218,361	 22,502	 22,502
	16	Total assets (to be completed by all filers—see the instructions Also, see page 1, item I)	45,232,470	46,403,718	48,829,688
	17	Accounts payable and accrued expenses			
	18	Grants payable			
	19	Deferred revenue			
	20	Loans from officers, directors, trustees, and other disqualified persons			
	21	Mortgages and other notes payable (attach schedule)			
	22	Other liabilities (describe ▶ _____)		 188,700	
	23	Total liabilities (add lines 17 through 22)		188,700	
Net Assets or Fund Balances		Foundations that follow SFAS 117, check here ▶ <input type="checkbox"/> and complete lines 24 through 26 and lines 30 and 31.			
	24	Unrestricted			
	25	Temporarily restricted			
	26	Permanently restricted			
		Foundations that do not follow SFAS 117, check here ▶ <input checked="" type="checkbox"/> and complete lines 27 through 31.			
	27	Capital stock, trust principal, or current funds			
	28	Paid-in or capital surplus, or land, bldg , and equipment fund			
	29	Retained earnings, accumulated income, endowment, or other funds	45,232,470	46,215,018	
	30	Total net assets or fund balances (see page 17 of the instructions)	45,232,470	46,215,018	
	31	Total liabilities and net assets/fund balances (see page 17 of the instructions)	45,232,470	46,403,718	

Part III Analysis of Changes in Net Assets or Fund Balances

1	Total net assets or fund balances at beginning of year—Part II, column (a), line 30 (must agree with end-of-year figure reported on prior year’s return)	1	45,232,470
2	Enter amount from Part I, line 27a	2	982,548
3	Other increases not included in line 2 (itemize) ▶ _____	3	
4	Add lines 1, 2, and 3	4	46,215,018
5	Decreases not included in line 2 (itemize) ▶ _____	5	
6	Total net assets or fund balances at end of year (line 4 minus line 5)—Part II, column (b), line 30	6	46,215,018

Part IV Capital Gains and Losses for Tax on Investment Income

(a) List and describe the kind(s) of property sold (e g , real estate, 2-story brick warehouse, or common stock, 200 shs MLC Co)		(b) How acquired P—Purchase D—Donation	(c) Date acquired (mo , day, yr)	(d) Date sold (mo , day, yr)
1a	See Additional Data Table			
b				
c				
d				
e				

(e) Gross sales price	(f) Depreciation allowed (or allowable)	(g) Cost or other basis plus expense of sale	(h) Gain or (loss) (e) plus (f) minus (g)
a See Additional Data Table			
b			
c			
d			
e			

Complete only for assets showing gain in column (h) and owned by the foundation on 12/31/69

(i) F M V as of 12/31/69	(j) Adjusted basis as of 12/31/69	(k) Excess of col (i) over col (j), if any	(l) Gains (Col (h) gain minus col (k), but not less than -0-) or Losses (from col (h))
a See Additional Data Table			
b			
c			
d			
e			

2 Capital gain net income or (net capital loss)	{ If gain, also enter in Part I, line 7 If (loss), enter -0- in Part I, line 7 }	2	886,561
3 Net short-term capital gain or (loss) as defined in sections 1222(5) and (6) If gain, also enter in Part I, line 8, column (c) (see instructions) If (loss), enter -0- in Part I, line 8		3	

Part V Qualification Under Section 4940(e) for Reduced Tax on Net Investment Income

(For optional use by domestic private foundations subject to the section 4940(a) tax on net investment income)

If section 4940(d)(2) applies, leave this part blank

Was the foundation liable for the section 4942 tax on the distributable amount of any year in the base period? ☐ Yes ☒ No
If "Yes," the foundation does not qualify under section 4940(e) Do not complete this part

1 Enter the appropriate amount in each column for each year, see page 18 of the instructions before making any entries

(a) Base period years Calendar year (or tax year beginning in)	(b) Adjusted qualifying distributions	(c) Net value of noncharitable-use assets	(d) Distribution ratio (col (b) divided by col (c))
2011	1,681,812	45,342,820	0 037091
2010	1,131,564	40,564,266	0 027896
2009	897,260	31,317,392	0 028651
2008	1,127,590	28,033,245	0 040223
2007	1,769,468	22,766,974	0 077721

2 Total of line 1, column (d).	2	0 211582
3 Average distribution ratio for the 5-year base period—divide the total on line 2 by 5, or by the number of years the foundation has been in existence if less than 5 years	3	0 042316
4 Enter the net value of noncharitable-use assets for 2012 from Part X, line 5.	4	49,790,581
5 Multiply line 4 by line 3.	5	2,106,938
6 Enter 1% of net investment income (1% of Part I, line 27b).	6	26,694
7 Add lines 5 and 6.	7	2,133,632
8 Enter qualifying distributions from Part XII, line 4. If line 8 is equal to or greater than line 7, check the box in Part VI, line 1b, and complete that part using a 1% tax rate See the Part VI instructions	8	2,141,388

Part VIExcise Tax Based on Investment Income (Section 4940(a), 4940(b), 4940(e), or 4948—see page 18 of the instructions)

1a		Exempt operating foundations described in section 4940(d)(2), check here <input type="checkbox"/> and enter "N/A" on line 1			
		Date of ruling or determination letter _____ (attach copy of letter if necessary—see instructions)			
b		Domestic foundations that meet the section 4940(e) requirements in Part V, check here <input checked="" type="checkbox"/> and enter 1% of Part I, line 27b		1	26,694
c		All other domestic foundations enter 2% of line 27b Exempt foreign organizations enter 4% of Part I, line 12, col (b)			
2		Tax under section 511 (domestic section 4947(a)(1) trusts and taxable foundations only Others enter -0-)		2	
3		Add lines 1 and 2.		3	26,694
4		Subtitle A (income) tax (domestic section 4947(a)(1) trusts and taxable foundations only Others enter -0-)		4	
5		Tax based on investment income. Subtract line 4 from line 3 If zero or less, enter -0-		5	26,694
6		Credits/Payments			
a		2012 estimated tax payments and 2011 overpayment credited to 2012	6a	21,075	
b		Exempt foreign organizations—tax withheld at source	6b		
c		Tax paid with application for extension of time to file (Form 8868)	6c	35,000	
d		Backup withholding erroneously withheld	6d		
7		Total credits and payments Add lines 6a through 6d.		7	56,075
8		Enter any penalty for underpayment of estimated tax Check here <input type="checkbox"/> if Form 2220 is attached		8	68
9		Tax due. If the total of lines 5 and 8 is more than line 7, enter amount owed		9	
10		Overpayment. If line 7 is more than the total of lines 5 and 8, enter the amount overpaid.		10	29,313
11		Enter the amount of line 10 to be Credited to 2013 estimated tax <input checked="" type="checkbox"/> 29,313	Refunded <input type="checkbox"/>	11	

Part VII-AStatements Regarding Activities

1a	During the tax year, did the foundation attempt to influence any national, state, or local legislation or did it participate or intervene in any political campaign? <input checked="" type="checkbox"/>		Yes	No
		1a		No
b	Did it spend more than \$100 during the year (either directly or indirectly) for political purposes (see page 19 of the instructions for definition)?			No
	If the answer is "Yes" to 1a or 1b, attach a detailed description of the activities and copies of any materials published or distributed by the foundation in connection with the activities.			
c	Did the foundation file Form 1120-POL for this year?.	1c		No
d	Enter the amount (if any) of tax on political expenditures (section 4955) imposed during the year (1) On the foundation <input checked="" type="checkbox"/> \$ _____ (2) On foundation managers <input checked="" type="checkbox"/> \$ _____			
e	Enter the reimbursement (if any) paid by the foundation during the year for political expenditure tax imposed on foundation managers <input checked="" type="checkbox"/> \$ _____			
2	Has the foundation engaged in any activities that have not previously been reported to the IRS?	2		No
	If "Yes," attach a detailed description of the activities.			
3	Has the foundation made any changes, not previously reported to the IRS, in its governing instrument, articles of incorporation, or bylaws, or other similar instruments? If "Yes," attach a conformed copy of the changes <input checked="" type="checkbox"/>	3		No
4a	Did the foundation have unrelated business gross income of \$1,000 or more during the year?.	4a		No
b	If "Yes," has it filed a tax return on Form 990-T for this year?.	4b		
5	Was there a liquidation, termination, dissolution, or substantial contraction during the year?	5		No
	If "Yes," attach the statement required by General Instruction T. <input checked="" type="checkbox"/>			
6	Are the requirements of section 508(e) (relating to sections 4941 through 4945) satisfied either <ul style="list-style-type: none">By language in the governing instrument, orBy state legislation that effectively amends the governing instrument so that no mandatory directions that conflict with the state law remain in the governing instrument?	6	Yes	
7	Did the foundation have at least \$5,000 in assets at any time during the year? If "Yes," complete Part II, col (c), and Part XV	7	Yes	
8a	Enter the states to which the foundation reports or with which it is registered (see instructions) <input checked="" type="checkbox"/> NY _____			
b	If the answer is "Yes" to line 7, has the foundation furnished a copy of Form 990-PF to the Attorney General (or designate) of each state as required by General Instruction G? If "No," attach explanation .	8b	Yes	
9	Is the foundation claiming status as a private operating foundation within the meaning of section 4942(j)(3) or 4942(j)(5) for calendar year 2012 or the taxable year beginning in 2012 (see instructions for Part XIV)? If "Yes," complete Part XIV	9		No
10	Did any persons become substantial contributors during the tax year? If "Yes," attach a schedule listing their names and addresses <input checked="" type="checkbox"/>	10		No

Part VII-A

Statements Regarding Activities (continued)

11	At any time during the year, did the foundation, directly or indirectly, own a controlled entity within the meaning of section 512(b)(13)? If "Yes," attach schedule (see instructions).	11		No
12	Did the foundation make a distribution to a donor advised fund over which the foundation or a disqualified person had advisory privileges? If "Yes," attach statement (see instructions)	12		No
13	Did the foundation comply with the public inspection requirements for its annual returns and exemption application?	13	Yes	
Website address				
14	The books are in care of ORGANIZATION Telephone no (718) 592-9200 Located at 109-40 SAUTELL AVE CORONA NY ZIP +4 11368			
15	Section 4947(a)(1) nonexempt charitable trusts filing Form 990-PF in lieu of Form 1041 —Check here and enter the amount of tax-exempt interest received or accrued during the year.	15		
16	At any time during calendar year 2012, did the foundation have an interest in or a signature or other authority over a bank, securities, or other financial account in a foreign country?	16		No
See instructions for exceptions and filing requirements for Form TD F 90-22.1 If "Yes", enter the name of the foreign country				

Part VII-B

Statements Regarding Activities for Which Form 4720 May Be Required

File Form 4720 if any item is checked in the "Yes" column, unless an exception applies.			Yes	No
1a	During the year did the foundation (either directly or indirectly) (1) Engage in the sale or exchange, or leasing of property with a disqualified person? (2) Borrow money from, lend money to, or otherwise extend credit to (or accept it from) a disqualified person? (3) Furnish goods, services, or facilities to (or accept them from) a disqualified person? (4) Pay compensation to, or pay or reimburse the expenses of, a disqualified person? (5) Transfer any income or assets to a disqualified person (or make any of either available for the benefit or use of a disqualified person)? (6) Agree to pay money or property to a government official? (Exception. Check "No" if the foundation agreed to make a grant to or to employ the official for a period after termination of government service, if terminating within 90 days).	<input type="checkbox"/> Yes <input checked="" type="checkbox"/> No		
b	If any answer is "Yes" to 1a(1)–(6), did any of the acts fail to qualify under the exceptions described in Regulations section 53.4941(d)-3 or in a current notice regarding disaster assistance (see page 20 of the instructions)? Organizations relying on a current notice regarding disaster assistance check here.	<input type="checkbox"/>	1b	
c	Did the foundation engage in a prior year in any of the acts described in 1a, other than excepted acts, that were not corrected before the first day of the tax year beginning in 2012?		1c	No
2	Taxes on failure to distribute income (section 4942) (does not apply for years the foundation was a private operating foundation defined in section 4942(j)(3) or 4942(j)(5))			
a	At the end of tax year 2012, did the foundation have any undistributed income (lines 6d and 6e, Part XIII) for tax year(s) beginning before 2012? If "Yes," list the years 20 , 20 , 20 , 20	<input type="checkbox"/> Yes <input checked="" type="checkbox"/> No		
b	Are there any years listed in 2a for which the foundation is not applying the provisions of section 4942(a)(2) (relating to incorrect valuation of assets) to the year's undistributed income? (If applying section 4942(a)(2) to all years listed, answer "No" and attach statement—see instructions).		2b	No
c	If the provisions of section 4942(a)(2) are being applied to any of the years listed in 2a, list the years here 20 , 20 , 20 , 20			
3a	Did the foundation hold more than a 2% direct or indirect interest in any business enterprise at any time during the year?	<input type="checkbox"/> Yes <input checked="" type="checkbox"/> No		
b	If "Yes," did it have excess business holdings in 2012 as a result of (1) any purchase by the foundation or disqualified persons after May 26, 1969, (2) the lapse of the 5-year period (or longer period approved by the Commissioner under section 4943(c)(7)) to dispose of holdings acquired by gift or bequest, or (3) the lapse of the 10-, 15-, or 20-year first phase holding period? (Use Schedule C, Form 4720, to determine if the foundation had excess business holdings in 2012.).		3b	
4a	Did the foundation invest during the year any amount in a manner that would jeopardize its charitable purposes?		4a	No
b	Did the foundation make any investment in a prior year (but after December 31, 1969) that could jeopardize its charitable purpose that had not been removed from jeopardy before the first day of the tax year beginning in 2012?		4b	No

Part VII-B

Statements Regarding Activities for Which Form 4720 May Be Required (continued)

5a During the year did the foundation pay or incur any amount to				
(1) Carry on propaganda, or otherwise attempt to influence legislation (section 4945(e))?		<input type="checkbox"/> Yes	<input checked="" type="checkbox"/> No	
(2) Influence the outcome of any specific public election (see section 4955), or to carry on, directly or indirectly, any voter registration drive?		<input type="checkbox"/> Yes	<input checked="" type="checkbox"/> No	
(3) Provide a grant to an individual for travel, study, or other similar purposes?		<input type="checkbox"/> Yes	<input checked="" type="checkbox"/> No	
(4) Provide a grant to an organization other than a charitable, etc , organization described in section 509(a)(1), (2), or (3), or section 4940(d)(2)? (see instructions).		<input type="checkbox"/> Yes	<input checked="" type="checkbox"/> No	
(5) Provide for any purpose other than religious, charitable, scientific, literary, or educational purposes, or for the prevention of cruelty to children or animals?		<input type="checkbox"/> Yes	<input checked="" type="checkbox"/> No	
b If any answer is "Yes" to 5a(1)–(5), did any of the transactions fail to qualify under the exceptions described in Regulations section 53.4945 or in a current notice regarding disaster assistance (see instructions)?		5b		
Organizations relying on a current notice regarding disaster assistance check here.				
c If the answer is "Yes" to question 5a(4), does the foundation claim exemption from the tax because it maintained expenditure responsibility for the grant?		<input type="checkbox"/> Yes	<input type="checkbox"/> No	
If "Yes," attach the statement required by Regulations section 53.4945–5(d).				
6a Did the foundation, during the year, receive any funds, directly or indirectly, to pay premiums on a personal benefit contract?		<input type="checkbox"/> Yes	<input checked="" type="checkbox"/> No	
b Did the foundation, during the year, pay premiums, directly or indirectly, on a personal benefit contract?		6b		No
If "Yes" to 6b, file Form 8870.				
7a At any time during the tax year, was the foundation a party to a prohibited tax shelter transaction?		<input type="checkbox"/> Yes	<input checked="" type="checkbox"/> No	
b If yes, did the foundation receive any proceeds or have any net income attributable to the transaction?		7b		No

Part VIII

Information About Officers, Directors, Trustees, Foundation Managers, Highly Paid Employees, and Contractors

1 List all officers, directors, trustees, foundation managers and their compensation (see instructions).				
(a) Name and address	(b) Title, and average hours per week devoted to position	(c) Compensation (If not paid, enter -0-)	(d) Contributions to employee benefit plans and deferred compensation	(e) Expense account, other allowances
ABRAHAM KLEIN	TRUSTEE	0	0	0
614 AVENUE J BROOKLYN, NY 11230	0			
SARA DINAH KLEIN	TRUSTEE	0	0	0
614 AVENUE J BROOKLYN, NY 11230	0			
2 Compensation of five highest-paid employees (other than those included on line 1—see instructions). If none, enter "NONE."				
(a) Name and address of each employee paid more than \$50,000	(b) Title, and average hours per week devoted to position	(c) Compensation	(d) Contributions to employee benefit plans and deferred compensation	(e) Expense account, other allowances
Total number of other employees paid over \$50,000.				0

Part VIII

(a) Name and address of each person paid more than \$50,000	(b) Type of service	(c) Compensation

Part IX-A Summary of Direct Charitable Activities

List the foundation's four largest direct charitable activities during the tax year. Include relevant statistical information such as the number of organizations and other beneficiaries served, conferences convened, research papers produced, etc.		Expenses
1		
2		
3		
4		

Describe the two largest program-related investments made by the foundation during the tax year on lines 1 and 2	Amount
1	
2	
All other program-related investments See page 24 of the instructions	
3	

Form **990-PF** (2012)

Part X

Minimum Investment Return (All domestic foundations must complete this part. Foreign foundations, see instructions.)

1	Fair market value of assets not used (or held for use) directly in carrying out charitable, etc , purposes		
a	Average monthly fair market value of securities.	1a	47,316,214
b	Average of monthly cash balances.	1b	495,134
c	Fair market value of all other assets (see instructions).	1c	2,737,465
d	Total (add lines 1a, b, and c).	1d	50,548,813
e	Reduction claimed for blockage or other factors reported on lines 1a and 1c (attach detailed explanation).	1e	
2	Acquisition indebtedness applicable to line 1 assets.	2	0
3	Subtract line 2 from line 1d.	3	50,548,813
4	Cash deemed held for charitable activities Enter 1 1/2% of line 3 (for greater amount, see instructions).	4	758,232
5	Net value of noncharitable-use assets. Subtract line 4 from line 3 Enter here and on Part V, line 4	5	49,790,581
6	Minimum investment return. Enter 5% of line 5.	6	2,489,529

Part XI

Distributable Amount (see instructions) (Section 4942(j)(3) and (j)(5) private operating foundations and certain foreign organizations check here ☐ and do not complete this part.)

1	Minimum investment return from Part X, line 6.	1	2,489,529
2a	Tax on investment income for 2012 from Part VI, line 5.	2a	26,694
b	Income tax for 2012 (This does not include the tax from Part VI).	2b	
c	Add lines 2a and 2b.	2c	26,694
3	Distributable amount before adjustments Subtract line 2c from line 1.	3	2,462,835
4	Recoveries of amounts treated as qualifying distributions.	4	
5	Add lines 3 and 4.	5	2,462,835
6	Deduction from distributable amount (see instructions).	6	
7	Distributable amount as adjusted Subtract line 6 from line 5 Enter here and on Part XIII, line 1.	7	2,462,835

Part XII

Qualifying Distributions (see instructions)

1	Amounts paid (including administrative expenses) to accomplish charitable, etc , purposes		
a	Expenses, contributions, gifts, etc —total from Part I, column (d), line 26.	1a	2,141,388
b	Program-related investments—total from Part IX-B.	1b	0
2	Amounts paid to acquire assets used (or held for use) directly in carrying out charitable, etc , purposes.	2	0
3	Amounts set aside for specific charitable projects that satisfy the		
a	Suitability test (prior IRS approval required).	3a	0
b	Cash distribution test (attach the required schedule).	3b	0
4	Qualifying distributions. Add lines 1a through 3b Enter here and on Part V, line 8, and Part XIII, line 4	4	2,141,388
5	Foundations that qualify under section 4940(e) for the reduced rate of tax on net investment income Enter 1% of Part I, line 27b (see instructions).	5	26,694
6	Adjusted qualifying distributions. Subtract line 5 from line 4.	6	2,114,694
Note: The amount on line 6 will be used in Part V, column (b), in subsequent years when calculating whether the foundation qualifies for the section 4940(e) reduction of tax in those years			

Part XIII

Undistributed Income (see instructions)

	(a) Corpus	(b) Years prior to 2011	(c) 2011	(d) 2012
1 Distributable amount for 2012 from Part XI, line 7				2,462,835
2 Undistributed income, if any, as of the end of 2012				
a Enter amount for 2011 only.			2,094,616	
b Total for prior years 2010 , 2009 , 2008				
3 Excess distributions carryover, if any, to 2012				
a From 2007.				
b From 2008.				
c From 2009.				
d From 2010.				
e From 2011.				0
f Total of lines 3a through e.	0			
4 Qualifying distributions for 2012 from Part XII, line 4 ▶ \$ 2,141,388				
a Applied to 2011, but not more than line 2a			2,094,616	
b Applied to undistributed income of prior years (Election required—see instructions).				
c Treated as distributions out of corpus (Election required—see instructions).				
d Applied to 2012 distributable amount.				46,772
e Remaining amount distributed out of corpus	0			
5 Excess distributions carryover applied to 2012 (If an amount appears in column (d), the same amount must be shown in column (a).)	0			0
6 Enter the net total of each column as indicated below:				
a Corpus Add lines 3f, 4c, and 4e Subtract line 5	0			
b Prior years' undistributed income Subtract line 4b from line 2b.				
c Enter the amount of prior years' undistributed income for which a notice of deficiency has been issued, or on which the section 4942(a) tax has been previously assessed.				
d Subtract line 6c from line 6b Taxable amount—see instructions				
e Undistributed income for 2011 Subtract line 4a from line 2a Taxable amount—see instructions				
f Undistributed income for 2012 Subtract lines 4d and 5 from line 1 This amount must be distributed in 2013				2,416,063
7 Amounts treated as distributions out of corpus to satisfy requirements imposed by section 170(b)(1)(F) or 4942(g)(3) (see instructions).				
8 Excess distributions carryover from 2007 not applied on line 5 or line 7 (see instructions). . .				
9 Excess distributions carryover to 2013. Subtract lines 7 and 8 from line 6a	0			
10 Analysis of line 9				
a Excess from 2008. . . .				
b Excess from 2009. . . .				
c Excess from 2010. . . .				
d Excess from 2011. . . .				
e Excess from 2012. . . .	0			

Part XIV

Private Operating Foundations (see instructions and Part VII-A, question 9)

1a

If the foundation has received a ruling or determination letter that it is a private operating foundation, and the ruling is effective for 2012, enter the date of the ruling.

b

Check box to indicate whether the organization is a private operating foundation described in section 4942(j)(3) or 4942(j)(5)

☐ 4942(j)(3) or ☐ 4942(j)(5)

2a	Enter the lesser of the adjusted net income from Part I or the minimum investment return from Part X for each year listed.	Tax year	Prior 3 years			(e) Total
		(a) 2012	(b) 2011	(c) 2010	(d) 2009	
b	85% of line 2a					
c	Qualifying distributions from Part XII, line 4 for each year listed.					
d	Amounts included in line 2c not used directly for active conduct of exempt activities.					
e	Qualifying distributions made directly for active conduct of exempt activities. Subtract line 2d from line 2c.					
3	Complete 3a, b, or c for the alternative test relied upon					
a	"Assets" alternative test—enter					
	(1) Value of all assets					
	(2) Value of assets qualifying under section 4942(j)(3)(B)(i)					
b	"Endowment" alternative test— enter 2/3 of minimum investment return shown in Part X, line 6 for each year listed.					
c	"Support" alternative test—enter					
	(1) Total support other than gross investment income (interest, dividends, rents, payments on securities loans (section 512(a)(5)), or royalties).					
	(2) Support from general public and 5 or more exempt organizations as provided in section 4942(j)(3)(B)(iii).					
	(3) Largest amount of support from an exempt organization					
	(4) Gross investment income					

Part XV

Supplementary Information (Complete this part only if the organization had \$5,000 or more in assets at any time during the year—see instructions.)

1

Information Regarding Foundation Managers:

a

List any managers of the foundation who have contributed more than 2% of the total contributions received by the foundation before the close of any tax year (but only if they have contributed more than \$5,000) (See section 507(d)(2))

SARA DINA KLEIN

b

List any managers of the foundation who own 10% or more of the stock of a corporation (or an equally large portion of the ownership of a partnership or other entity) of which the foundation has a 10% or greater interest

2

Information Regarding Contribution, Grant, Gift, Loan, Scholarship, etc., Programs:

Check here ☒ if the foundation only makes contributions to preselected charitable organizations and does not accept unsolicited requests for funds. If the foundation makes gifts, grants, etc. (see instructions) to individuals or organizations under other conditions, complete items 2a, b, c, and d.

a

The name, address, and telephone number of the person to whom applications should be addressed

b

The form in which applications should be submitted and information and materials they should include

c

Any submission deadlines

d

Any restrictions or limitations on awards, such as by geographical areas, charitable fields, kinds of institutions, or other factors

3 Grants and Contributions Paid During the Year or Approved for Future Payment

Form **990-PF** (2012)

Enter gross amounts unless otherwise indicated		Unrelated business income		Excluded by section 512, 513, or 514		(e) Related or exempt function income (See instructions)
		(a) Business code	(b) Amount	(c) Exclusion code	(d) Amount	
1	Program service revenue					
a	_____					
b	_____					
c	_____					
d	_____					
e	_____					
f	_____					
g	Fees and contracts from government agencies					
2	Membership dues and assessments. . . .					
3	Interest on savings and temporary cash investments					
4	Dividends and interest from securities. . . .			14	2,009,698	
5	Net rental income or (loss) from real estate					
a	Debt-financed property.					
b	Not debt-financed property.					
6	Net rental income or (loss) from personal property					
7	Other investment income.					
8	Gain or (loss) from sales of assets other than inventory			18	801,287	
9	Net income or (loss) from special events					
10	Gross profit or (loss) from sales of inventory. .					
11	Other revenue a BOOK/TAX DIFFERENCES				223,989	
b	NONDIVIDEND DISTRIBUTIONS				1,564	
c	ROYALTIES				522	
d	PARTNERSHIP INCOME	532000	739	18	991	
e	MISCELLANEOUS INCOME				64	
12	Subtotal Add columns (b), (d), and (e). .		739		3,038,115	
13	Total. Add line 12, columns (b), (d), and (e). (See worksheet in line 13 instructions to verify calculations)			13		3,038,854

[illegible]

1	Did the organization directly or indirectly engage in any of the following with any other organization described in section 501(c) of the Code (other than section 501(c)(3) organizations) or in section 527, relating to political organizations?		Yes	No
a	Transfers from the reporting foundation to a noncharitable exempt organization of			
	(1) Cash.	1a(1)		No
	(2) Other assets.	1a(2)		No
b	Other transactions			
	(1) Sales of assets to a noncharitable exempt organization.	1b(1)		No
	(2) Purchases of assets from a noncharitable exempt organization.	1b(2)		No
	(3) Rental of facilities, equipment, or other assets.	1b(3)		No
	(4) Reimbursement arrangements.	1b(4)		No
	(5) Loans or loan guarantees.	1b(5)		No
	(6) Performance of services or membership or fundraising solicitations.	1b(6)		No
c	Sharing of facilities, equipment, mailing lists, other assets, or paid employees.	1c		No
d	If the answer to any of the above is "Yes," complete the following schedule. Column (b) should always show the fair market value of the goods, other assets, or services given by the reporting foundation. If the foundation received less than fair market value in any transaction or sharing arrangement, show in column (d) the value of the goods, other assets, or services received.			

2a Is the foundation directly or indirectly affiliated with, or related to, one or more tax-exempt organizations described in section 501(c) of the Code (other than section 501(c)(3)) or in section 527? ☐ Yes ☒ No

b If "Yes," complete the following schedule

(a) Name of organization	(b) Type of organization	(c) Description of relationship

Paid Preparer Use Only	Print/Type preparer's name	Preparer's Signature	Date	Check if self-employed <input checked="checked" type="checkbox"/>	PTIN
	Caryn Garfinkle	Caryn Garfinkle			
	Firm's name <input type="checkbox"/>	Brand Sonnenschine LLP 299 Broadway Suite 600		Firm's EIN <input type="checkbox"/>	
	Firm's address <input type="checkbox"/>	New York, NY 10007		Phone no (212) 219-0220	

Form 990PF Part IV - Capital Gains and Losses for Tax on Investment Income - Columns i - l

Complete only for assets showing gain in column (h) and owned by the foundation on 12/31/69			(l) Gains (Col (h) gain minus col (k), but not less than -0-) or Losses (from col (h))
(i) F M V as of 12/31/69	(j) Adjusted basis as of 12/31/69	(k) Excess of col (i) over col (j), if any	
			152,573
			69,195
			1,480
			93
			633,318
			180
			-71,905

Schedule B

(Form 990, 990-EZ, or 990-PF)

Department of the Treasury
Internal Revenue Service

Schedule of Contributors

▶ Attach to Form 990, 990-EZ, or 990-PF.

OMB No 1545-0047

2012

Name of the organization KLEIN FAMILY FOUNDATION C/O DINAH KLEIN	Employer identification number 13-4092608
---	---

Organization type (check one)

Filers of:	Section:
Form 990 or 990-EZ	<input type="checkbox"/> 501(c)() (enter number) organization
	<input type="checkbox"/> 4947(a)(1) nonexempt charitable trust not treated as a private foundation
	<input type="checkbox"/> 527 political organization
Form 990-PF	<input checked="" type="checkbox"/> 501(c)(3) exempt private foundation
	<input type="checkbox"/> 4947(a)(1) nonexempt charitable trust treated as a private foundation
	<input type="checkbox"/> 501(c)(3) taxable private foundation

Check if your organization is covered by the **General Rule** or a **Special Rule**.
Note. Only a section 501(c)(7), (8), or (10) organization can check boxes for both the General Rule and a Special Rule. See instructions.

General Rule

☒ For an organization filing Form 990, 990-EZ, or 990-PF that received, during the year, \$5,000 or more (in money or property) from any one contributor. Complete Parts I and II.

Special Rules

- ☐ For a section 501(c)(3) organization filing Form 990 or 990-EZ that met the 33¹/₃% support test of the regulations under sections 509(a)(1) and 170(b)(1)(A)(vi) and received from any one contributor, during the year, a contribution of the greater of **(1)** \$5,000 or **(2)** 2% of the amount on (i) Form 990, Part VIII, line 1h, or (ii) Form 990-EZ, line 1. Complete Parts I and II.
- ☐ For a section 501(c)(7), (8), or (10) organization filing Form 990 or 990-EZ that received from any one contributor, during the year, total contributions of more than \$1,000 for use *exclusively* for religious, charitable, scientific, literary, or educational purposes, or the prevention of cruelty to children or animals. Complete Parts I, II, and III.
- ☐ For a section 501(c)(7), (8), or (10) organization filing Form 990 or 990-EZ that received from any one contributor, during the year, contributions for use *exclusively* for religious, charitable, etc., purposes, but these contributions did not total to more than \$1,000. If this box is checked, enter here the total contributions that were received during the year for an *exclusively* religious, charitable, etc., purpose. Do not complete any of the parts unless the **General Rule** applies to this organization because it received nonexclusively religious, charitable, etc., contributions of \$5,000 or more during the year. ▶ \$ _____

Caution. An organization that is not covered by the General Rule and/or the Special Rules does not file Schedule B (Form 990, 990-EZ, or 990-PF), but it **must** answer “No” on Part IV, line 2 of its Form 990, or check the box on line H of its Form 990-EZ or on Part I, line 2 of its Form 990-PF, to certify that it does not meet the filing requirements of Schedule B (Form 990, 990-EZ, or 990-PF).

Schedule B (Form 990, 990-EZ, or 990-PF) (2012)

Part II **Noncash Property** (see instructions) Use duplicate copies of Part II if additional space is needed

Schedule B (Form 990, 990-EZ, or 990-PF) (2012)

Name of organization KLEIN FAMILY FOUNDATION C/O DINAH KLEIN	Employer identification number 13-4092608
---	---

Part III

Exclusively religious, charitable, etc., individual contributions to section 501(c)(7), (8), or (10) organizations that total more than \$1,000 for the year. Complete columns (a) through (e) and the following line entry

For organizations completing Part III, enter the total of *exclusively* religious, charitable, etc , contributions of **\$1,000 or less** for the year (Enter this information once See instructions) ▶ \$

Use duplicate copies of Part III if additional space is needed

(a) No. from Part I	(b) Purpose of gift	(c) Use of gift	(d) Description of how gift is held
—	<div></div> <div></div> <div></div>	<div></div> <div></div> <div></div>	<div></div> <div></div> <div></div>
	(e) Transfer of gift		
	Transferee's name, address, and ZIP 4		Relationship of transferor to transferee
<div></div> <div></div> <div></div>		<div></div> <div></div> <div></div>	

(a) No. from Part I	(b) Purpose of gift	(c) Use of gift	(d) Description of how gift is held
—	<div></div> <div></div> <div></div>	<div></div> <div></div> <div></div>	<div></div> <div></div> <div></div>
	(e) Transfer of gift		
	Transferee's name, address, and ZIP 4		Relationship of transferor to transferee
<div></div> <div></div> <div></div>		<div></div> <div></div> <div></div>	

(a) No. from Part I	(b) Purpose of gift	(c) Use of gift	(d) Description of how gift is held
—	<div></div> <div></div> <div></div>	<div></div> <div></div> <div></div>	<div></div> <div></div> <div></div>
	(e) Transfer of gift		
	Transferee's name, address, and ZIP 4		Relationship of transferor to transferee
<div></div> <div></div> <div></div>		<div></div> <div></div> <div></div>	

(a) No. from Part I	(b) Purpose of gift	(c) Use of gift	(d) Description of how gift is held
—	<div></div> <div></div> <div></div>	<div></div> <div></div> <div></div>	<div></div> <div></div> <div></div>
	(e) Transfer of gift		
	Transferee's name, address, and ZIP 4		Relationship of transferor to transferee
<div></div> <div></div> <div></div>		<div></div> <div></div> <div></div>	

Note: To capture the full content of this document, please select landscape mode (11" x 8.5") when printing.

TY 2012 Depreciation Schedule

Name: KLEIN FAMILY FOUNDATION
C/O DINAH KLEIN
EIN: 13-4092608

**TY 2012 Investments Corporate
Bonds Schedule**

Name: KLEIN FAMILY FOUNDATION
C/O DINAH KLEIN

EIN: 13-4092608

Name of Bond	End of Year Book Value	End of Year Fair Market Value
WF I- CORPORATE BONDS-ATT. 7.1	1,068,919	1,108,040

**TY 2012 Investments Corporate
Stock Schedule**

Name: KLEIN FAMILY FOUNDATION
C/O DINAH KLEIN

EIN: 13-4092608

Name of Stock	End of Year Book Value	End of Year Fair Market Value
GOLDMAN SACHS - HEDGE FUNDS	1,000,000	1,019,945
GOLDMAM SACHS - PRIVATE EQUITY	1,128,368	1,128,368
WF I - STOCK - ATT. 6.1	723,075	696,456
WF I - MUTUAL FUNDS - ATT. 6.2	192,784	162,393
WF I - PREFERRRED - ATT. 6.3	2,600,952	2,690,780
WF II - STOCK - ATT. 6.4	2,591,449	2,130,626
WF II - MUTUAL FUNDS- ATT. 6.5	7,067,962	7,239,302

TY 2012 Investments Government Obligations Schedule

Name: KLEIN FAMILY FOUNDATION
C/O DINAH KLEIN

EIN: 13-4092608

**US Government Securities - End of
Year Book Value:**

**US Government Securities - End of
Year Fair Market Value:**

**State & Local Government
Securities - End of Year Book
Value:** 27,292,743

**State & Local Government
Securities - End of Year Fair
Market Value:** 29,878,726

TY 2012 Investments - Other Schedule**Name:** KLEIN FAMILY FOUNDATION

C/O DINAH KLEIN

EIN: 13-4092608

Category / Item	Listed at Cost or FMV	Book Value	End of Year Fair Market Value
LIPPER CONVERTIBLES			
LONGVIEW FUND		144,445	144,445
BROAD STREET ENERGY PARTNERS		46,935	46,935
BROAD ST ENERGY PTNRS AIV-1		23,584	23,584
PLATINUM PARTNERS VALUE FUND		2,500,000	2,537,586

TY 2012 Land, Etc. Schedule**Name:** KLEIN FAMILY FOUNDATION

C/O DINAH KLEIN

EIN: 13-4092608

TY 2012 Other Assets Schedule**Name:** KLEIN FAMILY FOUNDATION

C/O DINAH KLEIN

EIN: 13-4092608

Description	Beginning of Year - Book Value	End of Year - Book Value	End of Year - Fair Market Value
DIVIDENDS RECEIVABLE	1,257	7,649	7,649
CAP GAINS DISTR RECEIVABLE	2,104	14,853	14,853
LOANS & EXCHANGE	215,000		

TY 2012 Other Expenses Schedule**Name:** KLEIN FAMILY FOUNDATION

C/O DINAH KLEIN

EIN: 13-4092608

Description	Revenue and Expenses per Books	Net Investment Income	Adjusted Net Income	Disbursements for Charitable Purposes
K-1 PORTFOLIO EXP	8,384	8,384		
BANK CHARGES	864	864		
BOND AMORTIZATION	112,070	103,743		

TY 2012 Other Income Schedule**Name:** KLEIN FAMILY FOUNDATION

C/O DINAH KLEIN

EIN: 13-4092608

Description	Revenue And Expenses Per Books	Net Investment Income	Adjusted Net Income
NONDIVIDEND DISTRIBUTIONS	1,564		
ROYALTIES	522	522	
BOOK/TAX DIFFERENCES	223,989		
PARTNERSHIP INCOME	1,730	991	
MISCELLANEOUS INCOME	64	64	

TY 2012 Other Liabilities Schedule

Name: KLEIN FAMILY FOUNDATION
C/O DINAH KLEIN
EIN: 13-4092608

Description	Beginning of Year - Book Value	End of Year - Book Value
DUE TO BROKER-DIV INCORRECT		

TY 2012 Substantial Contributors Schedule

Name: KLEIN FAMILY FOUNDATION
C/O DINAH KLEIN
EIN: 13-4092608

Name	Address
SARAH DINA KLEIN IRREVOCABLE TRUST	614 AVENUE J BROOKLYN, NY 11230

TY 2012 Taxes Schedule

Name: KLEIN FAMILY FOUNDATION

C/O DINAH KLEIN

EIN: 13-4092608

Category	Amount	Net Investment Income	Adjusted Net Income	Disbursements for Charitable Purposes
FEDERAL TAXES PAID	30,000			
FOREIGN TAXES PAID	6,067			

KLEIN FAMILY FOUNDATION
EIN # 13-4092608
CONTRIBUTIONS - 2012

Recipient Name	Recipient Address			Amount	Relationship	Purpose	Status	
Agudath Israel of America	42 Broadway, 14th Floor	New York	New York	10004	10,000 00	None	Charitable	Tax Exempt
Agudath Israel of America	42 Broadway, 14th Floor	New York	New York	10004	10,000 00	None	Charitable	Tax Exempt
Agudath Israel of America	42 Broadway, 14th Floor	New York	New York	10004	15,000 00	None	Charitable	Tax Exempt
Agudath Israel of America	42 Broadway, 14th Floor	New York	New York	10004	360 00	None	Charitable	Tax Exempt
Ahevas Chesed	720 Lefferts Ave	Brooklyn	New York	11203	500 00	None	Charitable	Tax Exempt
American Friends of Tifferes M	1975 51st Street	Brooklyn	New York	11204	500 00	None	Charitable	Tax Exempt
American Friends of Yeshiva Vishnitz	4 Dahl court	Brooklyn	New York	11204	200,000 00	None	Charitable	Tax Exempt
American Friends of Zichron Menachum	1665 45th Street	Brooklyn	New York	11204	1,000 00	None	Charitable	Tax Exempt
American Friends of Zvehl	488 W Central Ave	Spring Valley	New York	10977	500 00	None	Charitable	Tax Exempt
Bais Aharon	4609 16Av	Brooklyn	New York	11204	180 00	None	Charitable	Tax Exempt
Bais Aharon	4609 16 Av	Brooklyn	New York	11204	1,000 00	None	Charitable	Tax Exempt
Bais Aharon	4609 16 Av	Brooklyn	New York	11204	100 00	None	Charitable	Tax Exempt
Bais Vaad Lrobbonim	1933 50th St	Brooklyn	New York	11204	1,000 00	None	Charitable	Tax Exempt
Bais Yaakov Dchasedai Gur	1975 51st Street	Brooklyn	New York	11204	1,800 00	None	Charitable	Tax Exempt
Bais Yaakov Dchasedai Gur	1975 51st Street	Brooklyn	New York	11204	25,000 00	None	Charitable	Tax Exempt
Bais Yaakov of Ger	1975 51st Street	Brooklyn	New York	11204	1,000 00	None	Charitable	Tax Exempt
Bais Yaakov of Ger	1975 51st Street	Brooklyn	New York	11204	1,000 00	None	Charitable	Tax Exempt
Bais Yaakov of Ger	1975 51st Street	Brooklyn	New York	11204	250 00	None	Charitable	Tax Exempt
Beis Rochel	145 Saddle River Road	Monsey	New York	10952	500 00	None	Charitable	Tax Exempt
Beth Jacob Teachers Seminary	4420 15Av	Brooklyn	New York	11219	1,000 00	None	Charitable	Tax Exempt
Biyala Yeshiva	1405 59 St	Brooklyn	New York	11219	1,800 00	None	Charitable	Tax Exempt
Biyala Yeshiva	1405 59 St	Brooklyn	New York	11219	1,800 00	None	Charitable	Tax Exempt
Biyala Yeshiva	1405 59 St	Brooklyn	New York	11219	1,800 00	None	Charitable	Tax Exempt
BMG Student Aid Fund	617 6th St	Lakewood	New Jersey	08701	500 00	None	Charitable	Tax Exempt
Bnos Yisroel Hachnosas Kollah	5819 21th Ave	Brooklyn	New York	11204	180 00	None	Charitable	Tax Exempt
Business Helecha Institute	1114 & 2nd St	Brooklyn	New York	11230	9,000 00	None	Charitable	Tax Exempt
Bybz	4206 15th Ave	Brooklyn	New York	11219	250 00	None	Charitable	Tax Exempt
Chasde Golda	1157 East 9th st	Brooklyn	New York	11230	500 00	None	Charitable	Tax Exempt
Chasdei David	33 Ross St	Brooklyn	New York	11249	5,000 00	None	Charitable	Tax Exempt
Chaverim	1850 49th St	Brooklyn	New York	11204	1,000 00	None	Charitable	Tax Exempt
Chesed Fund	3007 Ave L	Brooklyn	New York	11210	500 00	None	Charitable	Tax Exempt
Chesed Labraham INC	POB 615	Monsey	New York	10952	250 00	None	Charitable	Tax Exempt
Chesed Yisroel	1909 50th St	Brooklyn	New York	11204	2,500 00	None	Charitable	Tax Exempt
Chesed Yisroel	1909 50th St	Brooklyn	New York	11204	500 00	None	Charitable	Tax Exempt
Chesed Yisroel	1769 51th St	Brooklyn	New York	11204	10,000 00	None	Charitable	Tax Exempt
Chiauch Institute	4 Irving Place	New York	New York	10003	25,000 00	None	Charitable	Tax Exempt
Chofetz Chaim Heritage FDN	361 Speak Rock Rd	Suffern	New York	10901-9921	360 00	None	Charitable	Tax Exempt
Cohen Free Loan	1656 47th St	Brooklyn	New York	11204	250 00	None	Charitable	Tax Exempt
Cong Agudas Shomrei Hadas	98 Rupert Ave	Staten Island	New York	10314	1,000 00	None	Charitable	Tax Exempt
Cong Avreichel Ger	1573 51th St	Brooklyn	New York	11219	500 00	None	Charitable	Tax Exempt
Cong Bais Aheron	4609 16th Ave	Brooklyn	New York	11204	500 00	None	Charitable	Tax Exempt
Cong Bais David	1274 49th St	Brooklyn	New York	11219	180 00	None	Charitable	Tax Exempt
Cong Bais Yisrael	1424 51th St	Brooklyn	New York	11219	5,000 00	None	Charitable	Tax Exempt
Cong Beth Jonah	122 Rutledge St	Brooklyn	New York	11211	180 00	None	Charitable	Tax Exempt
Cong Beth Jonah	122 Rutledge St	Brooklyn	New York	11211	500 00	None	Charitable	Tax Exempt
Cong Binyan Yerusheloyim	525 Kent Ave Apt #4D	Brooklyn	New York	11211	100 00	None	Charitable	Tax Exempt
Cong Chasideri Gur	2102 63rd St	Brooklyn	New York	11204	10,000 00	None	Charitable	Tax Exempt
Cong dorg	814 & 3rd St	Brooklyn	New York	11218	1,000 00	None	Charitable	Tax Exempt
Cong Gemach Chemed Shlomo Tenk	4712 12th Ave	Brooklyn	New York	11219	10,000 00	None	Charitable	Tax Exempt
Cong Kahal Yirei Hashem	1556 53 St	Brooklyn	New York	11219	250 00	None	Charitable	Tax Exempt
Cong Kehal Imrei Shawl	1234 East 10th St	Brooklyn	New York	11230	1,800 00	None	Charitable	Tax Exempt
Cong Kehol Yirei Hashem	POB 190624	Brooklyn	New York	11219	250 00	None	Charitable	Tax Exempt
Cong Khal Chasidel Gur	5211 16th Ave	Brooklyn	New York	11204	500 00	None	Charitable	Tax Exempt
Cong Khiles Yaakov Yitzchak	112 Webster Ave	Brooklyn	New York	11230	1,000 00	None	Charitable	Tax Exempt
Cong Kiruv Krovim	1317 East 8th St	Brooklyn	New York	11230	360 00	None	Charitable	Tax Exempt
Cong Kolel Chasideri Rechmestrick	6 Horizon St #202	Monsey	New York	10952	250 00	None	Charitable	Tax Exempt
Cong Meohr Yisroel	1821 48th Street	Brooklyn	New York	11219	1,800 00	None	Charitable	Tax Exempt
Cong Meohr Yisroel	1933-50th Street	Brooklyn	New York	11204	1,000 00	None	Charitable	Tax Exempt
Cong Meohr Yisroel	1821 48th St	Brooklyn	New York	11219	1,000 00	None	Charitable	Tax Exempt
Cong Meohr Yisroel	1933-50th Street	Brooklyn	New York	11204	360 00	None	Charitable	Tax Exempt
Cong Meohr Yisroel	1933-50th Street	Brooklyn	New York	11204	300 00	None	Charitable	Tax Exempt
Cong Nechles Shiman	699 East 4th St	Brooklyn	New York	11218	500 00	None	Charitable	Tax Exempt
Cong Pnei Menachem	4533 18th Ave	Brooklyn	New York	11204	5,000 00	None	Charitable	Tax Exempt
Cong Rvach Chaim	1606 45th St	Brooklyn	New York	11204	250 00	None	Charitable	Tax Exempt
Cong Sar Sholom	1321 43St	Brooklyn	New York	11219	250 00	None	Charitable	Tax Exempt
Cong Shaarei Zion of Bobov	1559 48th St	Brooklyn	New York	11219	2,000 00	None	Charitable	Tax Exempt
Cong Shearis Yisrael Faltchen	1156 53St	Brooklyn	New York	11219	100 00	None	Charitable	Tax Exempt
Cong Toras Menachem	104 Spencer St	Brooklyn	New York	11205	180 00	None	Charitable	Tax Exempt
Cong Tov LKOL	1036 54St	Brooklyn	New York	11219	100 00	None	Charitable	Tax Exempt
Cong Yeshiva Yad Moshe	4706 12th Ave	Brooklyn	New York	11219	5,000 00	None	Charitable	Tax Exempt
Cong Yogel Yakov	81 Division Ave	Brooklyn	New York	11249	100 00	None	Charitable	Tax Exempt
Cong Zichron Avrom	1401 55th St	Brooklyn	New York	11219	2,000 00	None	Charitable	Tax Exempt
Cong Zichron Avrom	1401 55th St	Brooklyn	New York	11219	500 00	None	Charitable	Tax Exempt
Cong Ziv Yisroel	4910 16th Avenue	Brooklyn	New York	11204	1,000 00	None	Charitable	Tax Exempt
Cong Ziv Yisroel	4910 16th Ave	Brooklyn	New York	11204	360 00	None	Charitable	Tax Exempt
CYS Hurricane Relife Fund	3839 Flatlands Ave	Brooklyn	New York	11234	10,000 00	None	Charitable	Tax Exempt
Enkit Asir	5101 11th Ave	Brooklyn	New York	11219	1,800 00	None	Charitable	Tax Exempt
Ezer Nissuim of Alexander	773 & 4 St	Brooklyn	New York	11218	1,000 00	None	Charitable	Tax Exempt
Friends of Beth Hatalmud	1762 54th St	Brooklyn	New York	11204	500 00	None	Charitable	Tax Exempt
Friends of Binyan Haolam	1303 53rd St	Brooklyn	New York	11219	500 00	None	Charitable	Tax Exempt
Friends of Harim	5810 21th Ave	Brooklyn	New York	11204	3,000 00	None	Charitable	Tax Exempt
Friends of Horim	1310 48th Street	Brooklyn	New York	11219	15,000 00	None	Charitable	Tax Exempt
Friends of Mosdot Gur	1310 48th Street	Brooklyn	New York	11219	500 00	None	Charitable	Tax Exempt
Friends of Mosdot Gur	1310 48th Street	Brooklyn	New York	11219	12,500 00	None	Charitable	Tax Exempt
Friends of Mosdot Gur	1310 48th Street	Brooklyn	New York	11219	1,000 00	None	Charitable	Tax Exempt
Friends of Mosdot Gur	1310 48th Street	Brooklyn	New York	11219	1,000 00	None	Charitable	Tax Exempt
Friends of Mosdot Gur	1310 48th Street	Brooklyn	New York	11219	5,000 00	None	Charitable	Tax Exempt
Friends of Mosdot Gur	1310 48th Street	Brooklyn	New York	11219	2,500 00	None	Charitable	Tax Exempt

KLEIN FAMILY FOUNDATION
EIN # 13-4092608
CONTRIBUTIONS - 2012

Recipient Name	Recipient Address	Amount	Relationship	Purpose	Status			
Friends of Mosdot Gur	1573 51st Street	Brooklyn	New York	11219	1,000 00	None	Charitable	Tax Exempt
Friends of Mosdot Gur	1310 48th Street	Brooklyn	New York	11219	180 00	None	Charitable	Tax Exempt
Friends of Mosdot Gur	1310 48th Street	Brooklyn	New York	11219	1,000 00	None	Charitable	Tax Exempt
Friends of Mosdot Gur	1310 48th Street	Brooklyn	New York	11219	12,500 00	None	Charitable	Tax Exempt
Friends of Mosdot Gur	1310 48th Street	Brooklyn	New York	11219	5,000 00	None	Charitable	Tax Exempt
Friends of Mosdot Gur	1310 48th Street	Brooklyn	New York	11219	7,500 00	None	Charitable	Tax Exempt
Friends of Mosdot Gur	1310 48th Street	Brooklyn	New York	11219	1,800 00	None	Charitable	Tax Exempt
Friends of Mosdot Gur	1310 48th Street	Brooklyn	New York	11219	1,000 00	None	Charitable	Tax Exempt
Friends of Mosdot Gur	1310 48th Street	Brooklyn	New York	11219	1,800 00	None	Charitable	Tax Exempt
Friends of Mosdot Gur	1310 48th Street	Brooklyn	New York	11219	50,000 00	None	Charitable	Tax Exempt
Friends of Mosdot Gur	1310 48th Street	Brooklyn	New York	11219	150,000 00	None	Charitable	Tax Exempt
Friends of Reaim	1066 E2nd St	Brooklyn	New York	11230	2,000 00	None	Charitable	Tax Exempt
Gemach Ahavas Chesed	1411 East 16th St	Brooklyn	New York	11230	3,600 00	None	Charitable	Tax Exempt
Gemach Ahavashessed	411 E 16th St	Brooklyn	New York	11226	1,000 00	None	Charitable	Tax Exempt
Girls Town or Chadash	1417 Cony Island Ave	Brooklyn	New York	11230	1,800 00	None	Charitable	Tax Exempt
Hatzolah of Boro Park	5215 16Ave	Brooklyn	New York	11204	1,000 00	None	Charitable	Tax Exempt
Ichud Mosdos Hachinuach of Imano	3908 16th Ave	Brooklyn	New York	11218	2,500 00	None	Charitable	Tax Exempt
Imano	202 Foster Ave	Brooklyn	New York	11230	1,000 00	None	Charitable	Tax Exempt
Jasa	202 Graham St	Brooklyn	New York	11206	360 00	None	Charitable	Tax Exempt
Kahal Bais Yitzchok	190 Keep St	Brooklyn	New York	11211	100 00	None	Charitable	Tax Exempt
Kaile Shema Institute	199 Lee Ave	Brooklyn	New York	11211	2,600 00	None	Charitable	Tax Exempt
Keren Ahavas Chesed	211 Beach 17th Street	Far Rockway	New York	11691	360 00	None	Charitable	Tax Exempt
Keren Hatzolas Doros	5014 16th Av	Brooklyn	New York	11204	500 00	None	Charitable	Tax Exempt
Keren Zichron Geddy	593 East 8th Street	Brooklyn	New York	11218	10,000 00	None	Charitable	Tax Exempt
Kiryas Joel Volunteer Ems	29 Von Buren Dr	Monsey	New York	10950	1,800 00	None	Charitable	Tax Exempt
Kollei Chasedai Gur	1573 51st Street	Brooklyn	New York	11219	7,000 00	None	Charitable	Tax Exempt
Kollei Chasedai Gur	1933-50th Street	Brooklyn	New York	11204	7,000 00	None	Charitable	Tax Exempt
Kollei Chasedai Gur	1573 51st Street	Brooklyn	New York	11219	7,000 00	None	Charitable	Tax Exempt
Kollei Chasedai Gur	1573 51st Street	Brooklyn	New York	11219	7,000 00	None	Charitable	Tax Exempt
Kollei Chasedai Gur	1573 51st Street	Brooklyn	New York	11219	10,000 00	None	Charitable	Tax Exempt
Kollei Chasedai Gur	1573 51st Street	Brooklyn	New York	11219	7,000 00	None	Charitable	Tax Exempt
Kollei Chasedai Gur	1573 51st Street	Brooklyn	New York	11219	10,000 00	None	Charitable	Tax Exempt
Kollei Chasedai Gur	1933-50th Street	Brooklyn	New York	11204	7,000 00	None	Charitable	Tax Exempt
Kollei Chasedai Gur	1933-50th Street	Brooklyn	New York	11204	10,000 00	None	Charitable	Tax Exempt
Kollei Chasedai Gur	1933-50th Street	Brooklyn	New York	11204	7,000 00	None	Charitable	Tax Exempt
Kollei Chasedai Gur	1933-50th Street	Brooklyn	New York	11204	7,000 00	None	Charitable	Tax Exempt
Kollei Chasedai Gur	1933-50th Street	Brooklyn	New York	11204	7,000 00	None	Charitable	Tax Exempt
Kollei Chasedai Gur	1933-50th Street	Brooklyn	New York	11204	8,000 00	None	Charitable	Tax Exempt
Kollei Chasedai Gur	1933-50th Street	Brooklyn	New York	11204	7,000 00	None	Charitable	Tax Exempt
Kollei Chasedai Rechmistrivke	6 Horizon CT #202	Monsey	New York	10952	500 00	None	Charitable	Tax Exempt
Kollei Chelkas Yakov	1656 47St	Brooklyn	New York	11204	180 00	None	Charitable	Tax Exempt
Kollei Chessedai Gur	1933-50th Street	Brooklyn	New York	11204	7,000 00	None	Charitable	Tax Exempt
Kollei Karlin Stolin	683 Dahill RD	Brooklyn	New York	11218	250 00	None	Charitable	Tax Exempt
Kollei Yogel Yakov	81 Division Ave	Brooklyn	New York	11249	100 00	None	Charitable	Tax Exempt
Kopath Rambon Kollel Polen	1310 48th Street	Brooklyn	New York	11219	3,000 00	None	Charitable	Tax Exempt
Kupas Ezra Keren Ezriel Yechie	645 Bedford	Brooklyn	New York	11211	180 00	None	Charitable	Tax Exempt
Kupas Ezra Keren Ezriel Yechie	645 Bedford Ave	Brooklyn	New York	11211	180 00	None	Charitable	Tax Exempt
Kupat Rambam	1349 49th Street	Brooklyn	New York	11219	29,700 00	None	Charitable	Tax Exempt
Kupath Ramben Kollel Polein	1349 49th Street	Brooklyn	New York	11219	500 00	None	Charitable	Tax Exempt
Kupot Eizer Nisvun Bais Yisael	1274 49th St	Brooklyn	New York	11219	9,000 00	None	Charitable	Tax Exempt
Kzm	127 Highgrave Crecent	Lakewood	New Jersey	08701	1,800 00	None	Charitable	Tax Exempt
LCFTD	914 51th St	Brooklyn	New York	11219	100 00	None	Charitable	Tax Exempt
Mercatz Chinuch	5014 16th Ave #279	Brooklyn	New York	11204	500 00	None	Charitable	Tax Exempt
Merkaz Hakolilim	5 Roosevelt Ave	New Square	New York	10977	500 00	None	Charitable	Tax Exempt
Mesivta Bais Yisroel	5407 16th Avenue	Brooklyn	New York	11204	1,000 00	None	Charitable	Tax Exempt
Mesivta Bais Yisroel	5407 16th Avenue	Brooklyn	New York	11204	10,000 00	None	Charitable	Tax Exempt
Mesivta Bais Yisroel	5407 16th Avenue	Brooklyn	New York	11204	1,000 00	None	Charitable	Tax Exempt
Mesivta Bais Yisroel	5407 16th Avenue	Brooklyn	New York	11204	2,500 00	None	Charitable	Tax Exempt
Mesivta Bais Yisroel	1310 48th Street	Brooklyn	New York	11219	5,000 00	None	Charitable	Tax Exempt
Mesivta Bais Yisroel	1310 48th Street	Brooklyn	New York	11219	10,000 00	None	Charitable	Tax Exempt
Mesivta Bais Yisroel	1310 48th Street	Brooklyn	New York	11219	10,000 00	None	Charitable	Tax Exempt
Mesivta Bais Yisroel	1310 48th Street	Brooklyn	New York	11219	10,000 00	None	Charitable	Tax Exempt
Mesivta Bais Yisroel	5407 16th Avenue	Brooklyn	New York	11204	5,000 00	None	Charitable	Tax Exempt
Mesivta Bais Yisroel	5407 16th Avenue	Brooklyn	New York	11204	20,000 00	None	Charitable	Tax Exempt
Mesivta Tifereth Jerusalem	145 East Broadway	New York	New York	10002	1,000 00	None	Charitable	Tax Exempt
Mesivta Tifereth Jerusalem	145 East Broadway	New York	New York	10002	1,000 00	None	Charitable	Tax Exempt
Mesivta Torah Vedaath	425 East 9th St	Brooklyn	New York	11218	20,000 00	None	Charitable	Tax Exempt
Mesivta Yeshiva Rabbi Chaim Berlin	1605 Coney Island Ave	Brooklyn	New York	11230	500 00	None	Charitable	Tax Exempt
Mesnte Nesivos Hetelmued	1228 36th st	Brooklyn	New York	11218	2,600 00	None	Charitable	Tax Exempt
Mesorah Heritage FDN	4401 2nd Ave	Brooklyn	New York	11232	4,000 00	None	Charitable	Tax Exempt
Mifal Chesed	1933 50th St	Brooklyn	New York	11204	2,500 00	None	Charitable	Tax Exempt
Mifal Chesed	1933-50th Street	Brooklyn	New York	11204	1,800 00	None	Charitable	Tax Exempt
Mifal Chesed	1933-50th Street	Brooklyn	New York	11204	7,650 00	None	Charitable	Tax Exempt
Mifal Chesed	1933 50 St	Brooklyn	New York	11204	200 00	None	Charitable	Tax Exempt
Mifal Chesed inc	1933 50 St	Brooklyn	New York	11204	1,800 00	None	Charitable	Tax Exempt
Mifal Chesed inc	1933 50th St	Brooklyn	New York	11204	3,600 00	None	Charitable	Tax Exempt
Mifal Chesed inc	1933 50th St	Brooklyn	New York	11204	10,000 00	None	Charitable	Tax Exempt
Mifal Matan Beseser	542 East 3rd St	Brooklyn	New York	11218	250 00	None	Charitable	Tax Exempt
Mifaol Chesed	1933 50th St	Brooklyn	New York	11204	5,000 00	None	Charitable	Tax Exempt
Mifol Chesed	1933 50th St	Brooklyn	New York	11204	2,500 00	None	Charitable	Tax Exempt
Nefesh Academy	1750 East 18th Street	Brooklyn	New York	11229	1,000 00	None	Charitable	Tax Exempt
Neil and Camera Memorial Fund	87-41 Parsons Boulevard	Jamaica	New York	11432	250 00	None	Charitable	Tax Exempt
Ner Yisroel	1879 55St	Brooklyn	New York	11204	2,500 00	None	Charitable	Tax Exempt
New Spring Road Jewish Center	14 Elie Court	Staten Island	New York	10314	250 00	None	Charitable	Tax Exempt
Ohel Childrens Home	4510 16th Ave	Brooklyn	New York	11204	500 00	None	Charitable	Tax Exempt
Oseh Cheyl	22 West 38th St	New York	New York	10018	1,000 00	None	Charitable	Tax Exempt
Project Shores of Rhade Island	154 Emelive St	Providence	Rhode Island	02906	1,000 00	None	Charitable	Tax Exempt
Refuah Vchesed	5220 New Utrecht Ave	Brooklyn	New York	11219	5,000 00	None	Charitable	Tax Exempt

KLEIN FAMILY FOUNDATION
EIN # 13-4092608
CONTRIBUTIONS - 2012

Recipient Name	Recipient Address			Amount	Relationship	Purpose	Status	
Rofeh Cholim	768 Bedford Ave	Brooklyn	New York	11205	1,000 00	None	Charitable	Tax Exempt
Shas Chaburne	POB 380	Lakewood	New Jersey	08701	500 00	None	Charitable	Tax Exempt
Shefan Chaim	91 Webster Ave	Brooklyn	New York	11230	250 00	None	Charitable	Tax Exempt
Sherith Haplete	4405 16th Ave	Brooklyn	New York	11204	250 00	None	Charitable	Tax Exempt
Streittiner Beis Hamedrash	4609 Bay Parkway	Brooklyn	New York	11230	1,800 00	None	Charitable	Tax Exempt
Streittiner Beis Hamedrash	4609 Bay Parkway	Brooklyn	New York	11230	1,800 00	None	Charitable	Tax Exempt
Teach 613	25 Lontern Lane	Cherry Hill	New Jersey	08002	400 00	None	Charitable	Tax Exempt
The Shmuz	1573 51st Street	Brooklyn	New York	11219	180 00	None	Charitable	Tax Exempt
Tomchei Shabbos	POB 1341 Highlord Park	Highland Park	New Jersey	08904	360 00	None	Charitable	Tax Exempt
Torah Academy For Girls	1411 Dinamore Ave	Far Rockway	New York	11691	2,500 00	None	Charitable	Tax Exempt
Torah Communications Network	1618 43rd St	Brooklyn	New York	11204	96 00	None	Charitable	Tax Exempt
Torah Communications Network	1618 43rd St	Brooklyn	New York	11204	200 00	None	Charitable	Tax Exempt
Tzedakah Vchesed	169 Hewest St	Brooklyn	New York	11211	1,000 00	None	Charitable	Tax Exempt
Tzedakah Vchesed	169 Hewest St	Brooklyn	New York	11211	100 00	None	Charitable	Tax Exempt
Tzedakah Vchesed	1349 44th St	Brooklyn	New York	11219	100 00	None	Charitable	Tax Exempt
United Lubavitch Yeshiva	841 Ocean PKY	Brooklyn	New York	11232	180 00	None	Charitable	Tax Exempt
United Lubavitch Yeshiva	841 Ocean PKY	Brooklyn	New York	11232	250 00	None	Charitable	Tax Exempt
Vaad Lhacnosas Orchim	4901 11th Ave	Brooklyn	New York	01129	500 00	None	Charitable	Tax Exempt
Vaad Lhacnosas Orchim	1472 52nd St	Brooklyn	New York	11215	500 00	None	Charitable	Tax Exempt
Vaad Lhacnosas Orchim	1472 52nd St	Brooklyn	New York	11219	180 00	None	Charitable	Tax Exempt
WillowBrook Community Kollel	61 Rupert Ave	Staten Island	New York	10314	1,800 00	None	Charitable	Tax Exempt
World of Hope	1310 48th Street	Brooklyn	New York	11219	28,000 00	None	Charitable	Tax Exempt
World of Hope	1310 48th Street	Brooklyn	New York	11219	28,000 00	None	Charitable	Tax Exempt
Yad Menachem Litnok	44 Bennett Ave, Apt #41	New York	New York	10033	1,000 00	None	Charitable	Tax Exempt
Yeshiva and Mesivta Hades					250 00	None	Charitable	Tax Exempt
Yeshiva Chasen Sofer	1876 50th Street	Brooklyn	New York	11204	100 00	None	Charitable	Tax Exempt
Yeshiva Chason Sofer	1876 50th Street	Brooklyn	New York	11204	360 00	None	Charitable	Tax Exempt
Yeshiva Derech Chaim	1573 39St	Brooklyn	New York	11218	500 00	None	Charitable	Tax Exempt
Yeshiva Derech Hetalmuod	978 E22nd St	Brooklyn	New York	11230	150 00	None	Charitable	Tax Exempt
Yeshiva Gedola of South Monsey	260 Saddle River Rd	Monsey	New York	10952	400 00	None	Charitable	Tax Exempt
Yeshiva Gevhua	5108 18th Avenue	Brooklyn	New York	11204	1,000 00	None	Charitable	Tax Exempt
Yeshiva Gevoah	5108 18th Avenue	Brooklyn	New York	11204	5,000 00	None	Charitable	Tax Exempt
Yeshiva Gevoah Dechesedai Gevo	5108 18th Avenue	Brooklyn	New York	11204	5,000 00	None	Charitable	Tax Exempt
Yeshiva Gevoah	5108 18th Avenue	Brooklyn	New York	11204	5,000 00	None	Charitable	Tax Exempt
Yeshiva Gevoah	5108 18th Avenue	Brooklyn	New York	11204	9,000 00	None	Charitable	Tax Exempt
Yeshiva Godelah of Bayonne	735 Ave C	bayonne	New Jersey	07002	500 00	None	Charitable	Tax Exempt
Yeshiva Godelah of Bayonne	735 Ave C	Bayonne	New Jersey	07002	150 00	None	Charitable	Tax Exempt
Yeshiva Harbotzos Torah Zichre	1049 East 15th St	Brooklyn	New York	11230	1,000 00	None	Charitable	Tax Exempt
Yeshiva Tal Chaim	343 Ocean PKWY	Brooklyn	New York	11218	250 00	None	Charitable	Tax Exempt
Yeshiva Yagdil Torah	5110 18th Avenue	Brooklyn	New York	11204	180 00	None	Charitable	Tax Exempt
Yeshiva Yagdil Torah	5110 18th Avenue	Brooklyn	New York	11204	1,000 00	None	Charitable	Tax Exempt
Yeshiva Yagdil Torah	5110 18th Avenue	Brooklyn	New York	11204	1,000 00	None	Charitable	Tax Exempt
Yeshiva Yagdil Torah	5110 18th Avenue	Brooklyn	New York	11204	500 00	None	Charitable	Tax Exempt
Yeshiva Yagdil Torah	5110 18th Avenue	Brooklyn	New York	11204	4,000 00	None	Charitable	Tax Exempt
Yeshiva Yagdil Torah	5110 18th Avenue	Brooklyn	New York	11204	500 00	None	Charitable	Tax Exempt
Yeshiva Yagdil Torah	5110 18th Avenue	Brooklyn	New York	11204	500 00	None	Charitable	Tax Exempt
Yeshiva Yagdil Torah	5110 18th Avenue	Brooklyn	New York	11204	22,000 00	None	Charitable	Tax Exempt
Yeshiva Zichron Mayer	5 Ronold Tewil Way	Mountaindale	New York	12763	360 00	None	Charitable	Tax Exempt
Yeshivah Gevoah	5108 18th Avenue	Brooklyn	New York	11204	3,600 00	None	Charitable	Tax Exempt
Yeshivah Gevoah	5108 18th Avenue	Brooklyn	New York	11204	2,500 00	None	Charitable	Tax Exempt
Yeshivah Mesivta Torah Temimah	555 Ocean Parkway	Brooklyn	New York	11218	2,500 00	None	Charitable	Tax Exempt
Yeshivah of Brooklyn	1470 Ocean PKWY	Brooklyn	New York	11230	1,800 00	None	Charitable	Tax Exempt
Yeshivah Torah Vedaath	452 E 9th St	Brooklyn	New York	11218	360 00	None	Charitable	Tax Exempt
Yeshivah Torah Vedaath	425 East 9St	Brooklyn	New York	11218	1,800 00	None	Charitable	Tax Exempt
Yeshivah Yagdil Torah	5110 18th Avenue	Brooklyn	New York	11204	6,000 00	None	Charitable	Tax Exempt
Yeshive Yagdil Torah	5110 18th Avenue	Brooklyn	New York	11204	500 00	None	Charitable	Tax Exempt
Yeshives Novominsk	1690 60St	Brooklyn	New York	11204	500 00	None	Charitable	Tax Exempt
Yoy Charities	1329 47St	Brooklyn	New York	11219	100 00	None	Charitable	Tax Exempt
Agudas Nikmes Kidoshel Yisroel	Rechov Shaul Hamelech 33	Jerusalem	Israel	92423	250 00	None	Charitable	Tax Exempt
Archei Hechasidus	13 Rechov Admor Mruzhin	Bnei Brak	Israel	51341	10,000 00	None	Charitable	Tax Exempt
Bais Hatavshel	Rabbi Akiva 53	Bnei Brak	Israel	51341	360 00	None	Charitable	Tax Exempt
Cong Ner Avrehan	Rechov Malachi 4	Jerusalem	Israel	92423	4,000 00	None	Charitable	Tax Exempt
Degel Machne Ephraim	Rechov Elazar Hamacabi 10	Jerusalem	Israel	92423	100,000 00	None	Charitable	Tax Exempt
Degel Machne Ephraim	Rechov Elazar Hamacabi 10	Jerusalem	Israel	92423	600,000 00	None	Charitable	Tax Exempt
Degel Yerushalaim Cultural Fund	2 Rechov Peres	Jerusalem	Israel	92423	1,800 00	None	Charitable	Tax Exempt
Friends of Oseh Chyl	9 Rechov Brauer P O Box 16131	Jerusalem	Israel	92423	1,000 00	None	Charitable	Tax Exempt
Hayashar Vehtov	Rechov Yakovzon 1	Jerusalem	Israel	92423	108,000 00	None	Charitable	Tax Exempt
Hechel Mordechai Tzvi	19 Rechov Hazivoni	Ashdod	Israel	77571	2,000 00	None	Charitable	Tax Exempt
Kolei Bais Yisroel	2 Rechov Ralbach	Jerusalem	Israel	92423	19,000 00	None	Charitable	Tax Exempt
Kolei Bais Yisroel	2 Rechov Ralbach	Jerusalem	Israel	92423	19,000 00	None	Charitable	Tax Exempt
Kolei Bais Yisroel	2 Rechov Ralbach	Jerusalem	Israel	92423	14,800 00	None	Charitable	Tax Exempt
Kolei Benei Ephraim	Rechov Yakovson 1	Jerusalem	Israel	92423	7,000 00	None	Charitable	Tax Exempt
Kollei Chandes Hatorh	Rechov Chazon Ish 16	Bnei Brak	Israel	51341	250 00	None	Charitable	Tax Exempt
MerceZ Cinuc Darchei Chaim	Rechov Mirsky 1	Jerusalem	Israel	92423	3,600 00	None	Charitable	Tax Exempt
Mifal Hahelache Haartz	42 Shavlisen St	Jerusalem	Israel	92423	1,000 00	None	Charitable	Tax Exempt
Mumer Mardecha	72 Rechov Admor Mnodvorna	Bnei Brak	Israel	51341	100 00	None	Charitable	Tax Exempt
Mumer Mordechi	72 Rechov Admor Mnodvorna	Bnei Brak	Israel	51341	100 00	None	Charitable	Tax Exempt
Nezer Yisroel	25 Oranim St POB 90	Rishon Ltzion	Israel	75070	1,800 00	None	Charitable	Tax Exempt
Noam Elemelech Inst	POB 5149	Jerusalem	Israel	92423	500 00	None	Charitable	Tax Exempt
Ohr David	Rechov Shamgar 16	Jerusalem	Israel	92423	5,000 00	None	Charitable	Tax Exempt
Ohr Someach	22 Shimon Hatzadik	Jerusalem	Israel	92423	5,000 00	None	Charitable	Tax Exempt
Pninat Yisroel	84 Nahar Yarden Street	Ramat Bet Shemesh	Israel	99211	50,000 00	None	Charitable	Tax Exempt
Talmud Torah Chasedai Gur Jeru	Rechov Yermeyahu	Jerusalem	Israel	92423	5,500 00	None	Charitable	Tax Exempt
Talmud Torah Chasedai Gur Yerushalaim	Rechov Yermeyahu	Jerusalem	Israel	92423	5,000 00	None	Charitable	Tax Exempt
The Institute fod Dayanim	POB 6	Telzstone Hora Yehuda	Israel	92423	500 00	None	Charitable	Tax Exempt
Vaad Hurebunn	Rechov Yoel 2	Jerusalem	Israel	92423	250 00	None	Charitable	Tax Exempt
Yachad	Rechov Moseh Levi 14/52	Ashdod	Israel	77571	1,500 00	None	Charitable	Tax Exempt
Yachad	Rechov Moshe Levi 14/52	Ashdod	Israel	77571	1,800 00	None	Charitable	Tax Exempt

KLEIN FAMILY FOUNDATION
EIN # 13-4092608
CONTRIBUTIONS - 2012

Recipient Name	Recipient Address			Amount	Relationship	Purpose	Status
Yad Aharon	Rechov Sorotzkin 7	Bnei Brak	Israel	51341	100 00	None	Charitable Tax Exempt
Yad Tovah	Ezras Torah 4	Jerusalem	Israel	92423	1,000 00	None	Charitable Tax Exempt
Yeshiva Tifferes Yisroel	Rechov Malchei Yisroel 44	Jerusalem	Israel	92423	100 00	None	Charitable Tax Exempt
Yeshiva Tifferes Yisroel	Rechov Malchei Yisroel 44	Jerusalem	Israel	92423	100 00	None	Charitable Tax Exempt
Zera Berach	103 Rechov Hagdod Hashlishe	Har Cnan, Tzefat	Israel	13056	500 00	None	Charitable Tax Exempt
				<u>2,133,856 00</u>			

**KLEIN FAMILY FOUNDATION
ACCOUNT #1**

 DECEMBER 1 - DECEMBER 31, 2012
 ACCOUNT NUMBER 1594-0357

Fixed Income Securities
Corporate Bonds continued

DESCRIPTION	% OF ACCOUNT	QUANTITY	ADJ PRICE/ ORIG PRICE	ADJ COST/ ORIG COST	CURRENT PRICE	CURRENT MARKET VALUE	UNREALIZED GAIN/LOSS	ESTIMATED		
								ACCRUED INTEREST	ANNUAL INCOME	ANNUAL YIELD (%)
PACIFIC BELL DEBENTURE EXTRAORDINARY CALL CPN 6.625% DUE 10/15/34 DTD 10/15/93 FC 04/15/94 CALL 10/15/13 @ 101.120 Moody A2, S&P A- CUSIP 694032AX1 Acquired 02/09/06 L nc	0.37	125,000	101.26 102.25	126,579.75 127,812.50	103.4300	129,287.50	2,707.75	1,748.26	8,281.25	6.40
Total Corporate Bonds	3.21	1,155,000		\$1,068,918.51 \$1,068,288.30		\$1,108,039.60	\$39,121.09	\$12,279.94	\$61,676.25	5.57

* This unpriced security is not reflected in your total portfolio value

 ## Cost information for one or more securities is not available. If you have cost information and would like to see it on future statements, contact Your Financial Advisor.
 nc Cost information for this tax lot is not covered by IRS reporting requirements. Unless indicated, cost for all other lots will be reported to the IRS.

Municipal Bonds

DESCRIPTION	% OF ACCOUNT	QUANTITY	ADJ PRICE/ ORIG PRICE	ADJ COST/ ORIG COST	CURRENT PRICE	CURRENT MARKET VALUE	UNREALIZED GAIN/LOSS	ESTIMATED		
								ACCRUED INTEREST	ANNUAL INCOME	ANNUAL YIELD (%)
FLORIDA HSG FIN CORP ^ PARTIAL CALL 34073N-Q6-0 B/E GNMA/FNMA/FHLMC CPN 5.150% DUE 01/01/13 DTD 08/17/06 FC 01/01/07 Moody AA1, S&P AA+ CUSIP 340786920 SUBJECT TO ALTERNATIVE MINIMUM TAX Acquired 01/07/09 L nc	0.25	85,000	82.42 81.40	70,061.19 69,190.00	102.5750	87,188.75	17,127.56	N/A	N/A	N/A


**KLEIN FAMILY FOUNDATION
ACCOUNT #1**

DECEMBER 1 - DECEMBER 31, 2012
ACCOUNT NUMBER 1594-0357

Fixed Income Securities
Municipal Bonds continued

DESCRIPTION	% OF ACCOUNT	QUANTITY	ADJ PRICE/ ORIG PRICE	ADJ COST/ ORIG COST	CURRENT PRICE	CURRENT MARKET VALUE	UNREALIZED GAIN/LOSS	ESTIMATED		
								ACCRUED INTEREST	ANNUAL INCOME	ANNUAL YIELD (%)
MISSISSIPPI HM CORP ^ PARTIAL CALL 60535M-VX-4 B/E GUAR FNMA AMT CPN 6.450% DUE 01/01/13 DTD 06/25/02 FC 12/01/02 Moody AAA , S&P NR CUSIP 60535M984 SUBJECT TO ALTERNATIVE MINIMUM TAX Acquired 12/18/08 L nc										
	0.02	5,000	97.37	4,868.75	103.8000	5,190.00	321.25	N/A	N/A	N/A
NEW YORK ST ENERGY RESH &DEVATH POLLUTN CTL VAR REV NIAGARA-B AMBAC CPN 0.000% DUE 12/01/25 DTD 12/26/85 FC 05/14/03 CALL 02/06/13 @ 100.000 Moody A1 , S&P NR CUSIP 649845FT6 Acquired 07/29/08 L nc										
	2.10	800,000	100.00	800,000.00	90.8500	726,800.00	-73,200.00	N/A	N/A	N/A
NEW YORK ST HSG FIN AGY MLTI FMLY HSG RVKENSICO TERRACE APTS A B/E AMT CPN 4.750% DUE 08/15/26 DTD 11/01/06 FC 02/15/07 CALL 08/15/16 @ 100.000 Moody AA1 , S&P NR CUSIP 64986EAH6 SUBJECT TO ALTERNATIVE MINIMUM TAX Acquired 01/14/09 L nc										
	2.06	685,000	87.21 85.08	597,444.28 582,825.40	103.7620	710,769.70	113,325.42	12,291.94	32,537.50	4.57
MISSISSIPPI HM CORP SINGLE FMLY REV SER B 2 B/E GUAR FNMA AMT CPN 6.450% DUE 12/01/33 DTD 06/25/02 FC 12/01/02 CALL 01/31/13 @ 105.000 Moody AAA , S&P NR CUSIP 60535MVX4 SUBJECT TO ALTERNATIVE MINIMUM TAX Acquired 12/18/08 L nc										
	0.30	100,000	97.37	97,375.00	103.8000	103,800.00	6,425.00	537.50	6,450.00	6.21

**KLEIN FAMILY FOUNDATION
ACCOUNT #1**

 DECEMBER 1 - DECEMBER 31, 2012
ACCOUNT NUMBER 1594-0357

Fixed Income Securities
Municipal Bonds continued

DESCRIPTION	% OF ACCOUNT	QUANTITY	ADJ PRICE/ ORIG PRICE	ADJ COST/ ORIG COST	CURRENT PRICE	CURRENT MARKET VALUE	UNREALIZED GAIN/LOSS	ESTIMATED		
								ACCRUED INTEREST	ANNUAL INCOME	ANNUAL YIELD (%)
FLORIDA HSG FIN CORP REV HOMEOWNER MTG SER 4 AMT B/E GNMA/FNMA/FHLMC CPN 5 150% DUE 07/01/37 DTD 08/17/06 FC 01/01/07 CALL 01/01/16 @ 100 000 Moody AA1, S&P AA+ CUSIP 34073NQ60 SUBJECT TO ALTERNATIVE MINIMUM TAX										
Acquired 01/07/09 L nc		45,000	82 42 81 40	37,091 22 36 630 00		46,158 75	9,067 53			
Acquired 01/21/09 L nc		575,000	87 05 86 25	500,572 39 495,937 50		589,806 25	89,233 86			
Acquired 03/03/09 L nc		290,000	94 50	274,050 00		297,467 50	23,417 50			
Total	2 70	910,000		\$811,713 61 \$806,617 50	102.5750	\$933,432.50	\$121,718.89	\$23,432 50	\$46,865 00	5.02
Total Municipal Bonds	7.43	2,585,000		\$2,381,462.83 \$2,360,876.65		\$2,567,180.95	\$185,718.12	\$36,261 94	\$85,852.50	3 34

^ Denotes bonds with a maturity date in the next 60 days. Please contact us for further investment opportunities or any assistance.
nc Cost information for this tax lot is not covered by IRS reporting requirements. Unless indicated, cost for all other lots will be reported to the IRS.

Taxable Municipal Bonds

DESCRIPTION	% OF ACCOUNT	QUANTITY	ADJ PRICE/ ORIG PRICE	ADJ COST/ ORIG COST	CURRENT PRICE	CURRENT MARKET VALUE	UNREALIZED GAIN/LOSS	ESTIMATED		
								ACCRUED INTEREST	ANNUAL INCOME	ANNUAL YIELD (%)
ILLINOIS ST FOR ISSUES DTD PRIOR TO 01/16/2010 S EE 452151 SER 1 BUILD CPN 5 163% DUE 02/01/18 DTD 02/04/10 FC 08/01/10 Moody A2, S&P A CUSIP 452152BG5										
Acquired 10/25/10 L nc	0 72	230,000	102 62 103 57	236,046 76 238,222 50	108 8480	250,350 40	14,303 64	4,947 88	11,874 90	4 74

**KLEIN FAMILY FOUNDATION
ACCOUNT #1**

 DECEMBER 1 - DECEMBER 31, 2012
 ACCOUNT NUMBER 1594-0357

Fixed Income Securities
Municipal Bonds continued

DESCRIPTION	% OF ACCOUNT	QUANTITY	ADJ PRICE/ ORIG PRICE	ADJ COST/ ORIG COST	CURRENT PRICE	CURRENT MARKET VALUE	UNREALIZED GAIN/LOSS	ESTIMATED		
								ACCRUED INTEREST	ANNUAL INCOME	ANNUAL YIELD (%)
FLORIDA HSG FIN CORP REV HOMEOWNER MTG SER 4 AMT B/E GNMA/FNMA/FHLMC CPN 5 150% DUE 07/01/37 DTD 08/17/06 FC 01/01/07 CALL 01/01/16 @ 100 000 Moody AA1, S&P AA+ CUSIP 34073NQ60 SUBJECT TO ALTERNATIVE MINIMUM TAX										
Acquired 01/07/09 L nc		45,000	82 42 81 40	37,091 22 36 630 00		46,158 75	9,067 53			
Acquired 01/21/09 L nc		575,000	87 05 86 25	500,572 39 495,937 50		589,806 25	89,233 86			
Acquired 03/03/09 L nc		290,000	94 50	274,050 00		297,467 50	23,417 50			
Total	2 70	910,000		\$811,713 61 \$806,617 50	102.5750	\$933,432.50	\$121,718.89	\$23,432 50	\$46,865 00	5.02
Total Municipal Bonds	7.43	2,585,000		\$2,381,462.83 \$2,360,876.65		\$2,567,180.95	\$185,718.12	\$36,261 94	\$85,852.50	3 34

^ Denotes bonds with a maturity date in the next 60 days Please contact us for further investment opportunities or any assistance
 nc Cost information for this tax lot is not covered by IRS reporting requirements Unless indicated, cost for all other lots will be reported to the IRS

Taxable Municipal Bonds

DESCRIPTION	% OF ACCOUNT	QUANTITY	ADJ PRICE/ ORIG PRICE	ADJ COST/ ORIG COST	CURRENT PRICE	CURRENT MARKET VALUE	UNREALIZED GAIN/LOSS	ESTIMATED		
								ACCRUED INTEREST	ANNUAL INCOME	ANNUAL YIELD (%)
ILLINOIS ST FOR ISSUES DTD PRIOR TO 01/16/2010 S EE 452151 SER 1 BUILD CPN 5 163% DUE 02/01/18 DTD 02/04/10 FC 08/01/10 Moody A2, S&P A CUSIP 452152BG5										
Acquired 10/25/10 L nc	0 72	230,000	102 62 103 57	236,046 76 238,222 50	108 8480	250,350 40	14,303 64	4,947 88	11,874 90	4 74


**KLEIN FAMILY FOUNDATION
ACCOUNT #1**

DECEMBER 1 - DECEMBER 31, 2012
ACCOUNT NUMBER 1594-0357

Fixed Income Securities
Taxable Municipal Bonds continued

DESCRIPTION	% OF ACCOUNT	QUANTITY	ADJ PRICE/ ORIG PRICE	ADJ COST/ ORIG COST	CURRENT PRICE	CURRENT MARKET VALUE	UNREALIZED GAIN/LOSS	ESTIMATED		
								ACCRUED INTEREST	ANNUAL INCOME	ANNUAL YIELD (%)
YPSILANTI MICHIGAN REF TAXABLE-LTD TAX-CAP IMPT G/O LTD B/E OID AMBAC CPN 5 800% DUE 05/01/18 DTD 06/08/06 FC 11/01/06 CALL 05/01/16 @ 100 000 Moody A2 , S&P A CUSIP 987830KN5										
Acquired 10/05/09 L nc		200,000	101 65 103 01	203,315 56 206,020 00		227,950 00	24,634 44			
Acquired 10/06/09 L nc		115,000	101 65 103 01	116,907 03 118,461 50		131,071 25	14,164 22			
Total	1.04	315,000		\$320,222.59 \$324,481 50	113.9750	\$359,021.25	\$38,798.66	\$3,045.00	\$18,270.00	5.09
ILLINOIS ST SER 2010 3 BUILD AMER BDS G/O UT B/E TAXABLE CPN 5 547% DUE 04/01/19 DTD 04/26/10 FC 10/01/10 Moody A2 , S&P A CUSIP 452152FK2										
Acquired 09/21/10 L nc	0 66	200,000	104 07 105 27	208,142 69 210,552 00	113 2850	226,570 00	18,427 31	2,773 50	11,094 00	4 89
ALLEN PARK MI SER A G/O LTD B/E TXBL CPN 6 625% DUE 05/01/19 DTD 11/12/09 FC 05/01/10 Moody NR , S&P B CUSIP 018015MV6										
Acquired 11/02/09 L nc	0 36	155,000	102 22 103 05	158,455 20 159,727 50	80 2610	124,404 55	-34,050 65	1,711 46	10,268 75	8 25

**KLEIN FAMILY FOUNDATION
ACCOUNT #1**

 DECEMBER 1 - DECEMBER 31, 2012
 ACCOUNT NUMBER 1594-0357

Fixed Income Securities
Taxable Municipal Bonds continued

DESCRIPTION	% OF ACCOUNT	QUANTITY	ADJ PRICE/ ORIG PRICE	ADJ COST/ ORIG COST	CURRENT PRICE	CURRENT MARKET VALUE	UNREALIZED GAIN/LOSS	ESTIMATED		
								ACCRUED INTEREST	ANNUAL INCOME	ANNUAL YIELD (%)
JENISON MI PUB SCH TAXBL BLDG&SITE A QUAL CONSTR BDS DIR G/O UNLTD B/E CPN 5.450% DUE 05/01/19 DTD 04/20/11 FC 11/01/11 Moody AA2 CUSIP 476034PC1 Acquired 04/07/11 L nc	0.34	100,000	101.03 101.25	101,034.34 101,250.00	116.6470	116,647.00	15,612.66	908.33	5,450.00	4.67
MILLBRAE CA SCH DIST SER B 1 QUALIFIED SCH CONSTR BDS TAXABLE G/O B/E CPN 5.400% DUE 07/01/20 DTD 04/19/11 FC 01/01/12 Moody AA2, S&P AA- CUSIP 60012PAZ7 Acquired 04/04/11 L nc	0.33	100,000	101.15 101.35	101,153.25 101,350.00	114.2080	114,208.00	13,054.75	2,700.00	5,400.00	4.72
DICKINSON CNTY KS USD NO 487 TXBL BABS DIRECT PMT TO ISSUER G/O B/E CPN 5.600% DUE 09/01/20 DTD 02/01/10 FC 03/01/11 Moody NR, S&P A CUSIP 253180AL7 Acquired 01/08/10 L nc	0.33	100,000	102.31 102.97	102,313.55 102,975.00	115.4630	115,463.00	13,149.45	1,866.67	5,600.00	4.85
KANE COOK&DU PAGE CNTYS IL S/D NO 46 ELGIN SER G/O LTD B/E TAXABLE CPN 5.800% DUE 01/01/21 DTD 03/30/11 FC 07/01/11 S&P AA- CUSIP 483836QT2 Acquired 03/11/11 L nc	0.33	100,000	101.63 101.90	101,637.24 101,900.00	114.8750	114,875.00	13,237.76	2,900.00	5,800.00	5.04


**KLEIN FAMILY FOUNDATION
ACCOUNT #1**

DECEMBER 1 - DECEMBER 31, 2012
ACCOUNT NUMBER 1594-0357

Fixed Income Securities
Taxable Municipal Bonds continued

DESCRIPTION	% OF ACCOUNT	QUANTITY	ADJ PRICE/ ORIG PRICE	ADJ COST/ ORIG COST	CURRENT PRICE	CURRENT MARKET VALUE	UNREALIZED GAIN/LOSS	ESTIMATED			
								ACCRUED INTEREST	ANNUAL INCOME	ANNUAL YIELD (%)	
ILLINOIS ST G/O UNLTD B/E TAXABLE CPN 5.750% DUE 03/01/21 DTD 04/26/10 FC 09/01/10 Moody A2 , S&P A CUSIP 452152EK3											
Acquired 07/21/11 L nc		150,000	103.91	155,869.49		165,052.50	9,183.01				
			104.44	156,661.50							
Acquired 07/25/11 L nc		85,000	103.91	88,327.35		93,529.75	5,202.40				
			104.44	88,774.85							
Total	0.75	235,000		\$244,196.84	110.0350	\$258,582.25	\$14,385.41	\$4,504.17	\$13,512.50	5.23	
				\$245,436.35							
BAYONNE NJ RFDG G/O B/E ASSURED GUAR OID B/Q CPN 6.250% DUE 06/01/21 DTD 05/07/09 FC 12/01/09 Moody AA3 , S&P AA- CUSIP 072887ZQ8											
Acquired 12/31/09 L nc	0.73	215,000	106.38	228,730.00	117.4660	252,551.90	23,821.90	1,119.79	13,437.50	5.32	
			108.05	232,307.50							
FLORIDA ST BRD ED LOTTERY REV B BUILD AMER BDS ISSUER SUBSIDY TXBL CPN 5.541% DUE 07/01/21 DTD 03/11/10 FC 07/01/10 CALL 07/01/19 @ 100.000 Moody A1 , S&P AAA CUSIP 341507ZJ3											
Acquired 10/19/10 L nc	0.34	100,000	105.85	105,858.66	117.0930	117,093.00	11,234.34	2,770.50	5,541.00	4.73	
			107.47	107,475.00							

**KLEIN FAMILY FOUNDATION
ACCOUNT #1**

 DECEMBER 1 - DECEMBER 31, 2012
 ACCOUNT NUMBER 1594-0357

Fixed Income Securities
Taxable Municipal Bonds continued

DESCRIPTION	% OF ACCOUNT	QUANTITY	ADJ PRICE/ ORIG PRICE	ADJ COST/ ORIG COST	CURRENT PRICE	CURRENT MARKET VALUE	UNREALIZED GAIN/LOSS	ESTIMATED		
								ACCRUED INTEREST	ANNUAL INCOME	ANNUAL YIELD (%)
ILLINOIS ST SER 5 BUILD AMER BDS G/O UT B/E OID TAXABLE CPN 6 200% DUE 07/01/21 DTD 07/21/10 FC 01/01/11 Moody A2 S&P A CUSIP 452152GR6 Acquired 07/16/10 L nc	0 81	250,000	101 30 101 57	253,274 04 253,937 50	111 6950	279,237 50	25,963 46	7,750 00	15,500 00	5 55
WINNEBAGO BOONE ETC CNTY IL CCD SER B BUILD AMER BDS B/O UNLTD B/E TXBL CPN 5 410% DUE 01/01/22 DTD 12/22/09 FC 07/01/10 CALL 01/01/17 @ 100 000 Moody NR , S&P AA CUSIP 974433GH1 Acquired 12/29/09 L nc	1 05	325,000	99 80	324,350 00	111 6980	363,018 50	38,668 50	8,791 25	17,582 50	4 84
ITHACA CITY NY PUB IMPT SER B G/O UNLTD B/E TXBL CPN 6 000% DUE 01/15/22 DTD 01/15/10 FC 01/15/11 CALL 01/15/19 @ 100 000 Moody AA2 , S&P NR CUSIP 465650QQ5 Acquired 12/31/09 L nc	1 01	300,000	103 51 104 87	310,542 11 314 613 00	115 9770	347,931 00	37,388 89	8,300 00	18,000 00	5 17
ILLINOIS ST FOR ISSUES DTD PRIOR TO 01/16/2010 S EE 452151 TAXABLE SER CPN 5 947% DUE 04/01/22 DTD 04/26/10 FC 10/01/10 Moody A2 , S&P A CUSIP 452152FN6 Acquired 07/13/11 L nc	1 19	380,000	103 57 103 98	393,575 51 395,124 00	108 1680	411,038 40	17,462 89	5,649 65	22,598 60	5 49


**KLEIN FAMILY FOUNDATION
ACCOUNT #1**

DECEMBER 1 - DECEMBER 31, 2012
ACCOUNT NUMBER 1594-0357

Fixed Income Securities
Taxable Municipal Bonds continued

DESCRIPTION	% OF ACCOUNT	QUANTITY	ADJ PRICE/ ORIG PRICE	ADJ COST/ ORIG COST	CURRENT PRICE	CURRENT MARKET VALUE	UNREALIZED GAIN/LOSS	ESTIMATED		
								ACCRUED INTEREST	ANNUAL INCOME	ANNUAL YIELD (%)
FLORIDA ST DPT ENVMNTL PROTN REV SER B BABS ISSUER SUBSIDY TXBL B/E CPN 6 206% DUE 07/01/22 DTD 01/28/10 FC 07/01/10 CALL 07/01/19 @ 100 000 Moody A1 , S&P AA- CUSIP 34160WUA0 Acquired 01/08/10 L nc	0 51	150,000	101 19 101 60	151,798 59 152,400 00	116 3040	174,456 00	22,657 41	4,654 50	9,309 00	5 33
FOLSOM CORDOVA CA USD FACS IMPT DIST NO 3 TXBL BABS DIRECT PAY ASSURED CPN 6 388% DUE 10/01/22 DTD 12/03/09 FC 04/01/10 CALL 10/01/19 @ 100 000 Moody AA3 , S&P AA- CUSIP 34440KBF8 Acquired 11/16/09 L nc		150,000	100 64 100 85	150,967 51 151,275 00		181,755 00	30,787 49			
Acquired 11/16/09 L nc		15,000	100 64 100 85	15,096 76 15,127 50		18,175 50	3,078 74			
Total	0.58	165,000		\$166,064.27 \$166,402.50	121.1700	\$199,930.50	\$33,866.23	\$2,635.05	\$10,540.20	5.27
JERSEY CITY NJ TAXABLE GEN IMPT SER B G/O BIE TXBL CPN 5 875% DUE 11/01/22 DTD 11/16/10 FC 05/01/11 CALL 11/01/20 @ 100 000 Moody A2 , S&P NR CUSIP 476576CT8 Acquired 11/08/10 L nc	0 32	100,000	102 77 103 35	102,779 13 103,350 00	111 3590	111,359 00	8,579 87	979 17	5,875 00	5 27

**KLEIN FAMILY FOUNDATION
ACCOUNT #1**

 DECEMBER 1 - DECEMBER 31, 2012
 ACCOUNT NUMBER 1594-0357

Fixed Income Securities
Taxable Municipal Bonds continued

DESCRIPTION	% OF ACCOUNT	QUANTITY	ADJ PRICE/ ORIG PRICE	ADJ COST/ ORIG COST	CURRENT PRICE	CURRENT MARKET VALUE	UNREALIZED GAIN/LOSS	ESTIMATED		
								ACCRUED INTEREST	ANNUAL INCOME	ANNUAL YIELD (%)
ROSEMONT IL TAXABLE CORP										
PURP SER B G/O UNLTD										
B/E OID										
CPN 5 250% DUE 12/01/22										
DTD 05/26/11 FC 12/01/11										
Moody A1 , S&P A										
CUSIP 777543SS9										
Acquired 05/23/11 L nc	0.49	150,000	100.15 100.17	150,234.78 150,262.50	112.5890	168,883.50	18,648.72	656.25	7,875.00	4.66
NEW YORK NY SER D 1										
BUILD AMER BDS G/O B/E										
TXBL										
CPN 5 199% DUE 12/01/22										
DTD 12/17/09 FC 06/01/10										
Moody AA2 , S&P AA										
CUSIP 64966HTT7										
Acquired 12/28/09 L nc		350,000	98.42	344,487.50		414,925.00	70,437.50			
Acquired 12/30/09 L nc		105,000	98.55	103,477.50		124,477.50	21,000.00			
Acquired 12/31/09 L nc		175,000	98.67	172,681.25		207,462.50	34,781.25			
Total	2.16	630,000		\$620,646.25	118.5500	\$746,865.00	\$126,218.75	\$2,729.48	\$32,753.70	4.39
OGLE CNTY IL CMNTY UNIT										
SCH DIST NO 226 TAXABLE										
SER A BABS G/O B/E										
CPN 5 898% DUE 01/01/23										
DTD 12/30/09 FC 07/01/10										
CALL 01/01/20 @ 100.000										
Moody AA3 , S&P A+										
CUSIP 676822EM7										
Acquired 12/23/09 L nc	0.81	250,000	101.21 101.60	253,025.28 254,000.00	111.4890	278,722.50	25,697.22	7,372.50	14,745.00	5.29



**KLEIN FAMILY FOUNDATION
ACCOUNT #1**

DECEMBER 1 - DECEMBER 31, 2012
ACCOUNT NUMBER 1594-0357

Fixed Income Securities

Taxable Municipal Bonds continued

DESCRIPTION	% OF ACCOUNT	QUANTITY	ADJ PRICE/ ORIG PRICE	ADJ COST/ ORIG COST	CURRENT PRICE	CURRENT MARKET VALUE	UNREALIZED GAIN/LOSS	ESTIMATED		
								ACCRUED INTEREST	ANNUAL INCOME	ANNUAL YIELD (%)
ITHACA CITY NY PUB IMPT SER B G/O UNLTD B/E TXBL CPN 6 000% DUE 01/15/23 DTD 01/15/10 FC 01/15/11 CALL 01/15/19 @ 100 000 Moody AA2 , S&P NR CUSIP 465650QR3 Acquired 12/31/09 L nc	1 08	315,000	102 74 103 79	323,644 58 326,960 55	118 5190	373,334 85	49,690 27	8,715 00	18,900 00	5 06
GRAND HAVEN MI CAP IMPT G/O LTD B/E TXBL CPN 5 125% DUE 04/01/23 DTD 10/21/09 FC 04/01/10 CALL 04/01/19 @ 100 000 Moody NR , S&P AA CUSIP 385532HA7 Acquired 10/06/09 L nc	0 74	235,000	99 27	233,300 95	108 6370	255,296 95	21,996 00	3,010 94	12,043 75	4 71
ONEIDA CNTY NY PUB IMPT SER B G/O UNLTD B/E ASSURED GUAR CPN 6 500% DUE 04/15/23 DTD 04/15/09 FC 04/15/10 Moody AA3 , S&P AA- CUSIP 6824543V3 Acquired 10/27/09 L nc		150,000	107 68 109 30	161,520 71 163,950 00		174,444 00	12,923 29			
Acquired 10/28/09 L nc		100,000	107 68 109 30	107,682 93 109,300 00		116,296 00	8,613 07			
Total	0 84	250,000		\$269,203.64 \$273,250.00	116.2960	\$290,740 00	\$21,536.36	\$3,430.56	\$16,250.00	5.59

**KLEIN FAMILY FOUNDATION
ACCOUNT #1**

 DECEMBER 1 - DECEMBER 31, 2012
 ACCOUNT NUMBER 1594-0357

Fixed Income Securities
Taxable Municipal Bonds continued

DESCRIPTION	% OF ACCOUNT	QUANTITY	ADJ PRICE/ ORIG PRICE	ADJ COST/ ORIG COST	CURRENT PRICE	CURRENT MARKET VALUE	UNREALIZED GAIN/LOSS	ESTIMATED		
								ACCRUED INTEREST	ANNUAL INCOME	ANNUAL YIELD (%)
FLORIDA ST DPT ENVMNTL PROTN REV SER B BABS ISSUER SUBSIDY TXBL B/E CPN 6 306% DUE 07/01/23 DTD 01/28/10 FC 07/01/10 CALL 07/01/19 @ 100 000 Moody A1 , S&P AA- CUSIP 34160WUB8										
Acquired 01/08/10 L nc		150,000	101 20 101 60	151,800 93 152,400 00		174,375 00	22,574 07			
Acquired 01/11/10 L nc		65,000	101 20 101 60	65,780 41 66,040 00		75,562 50	9,782 09			
Acquired 08/25/10 L nc		125,000	107 26 109 35	134,081 85 136,687 50		145,312 50	11,230 65			
Total	1.14	340,000		\$351,663.19 \$355,127.50	116.2500	\$395,250.00	\$43,586.81	\$10,720.20	\$21,440 40	5.42
SAN BERNARDINO CNTY CA PENSION OBLG RFDG REV B/E AGM TXBL CPN 6 020% DUE 08/01/23 DTD 04/16/08 FC 08/01/08 Moody AA3 , S&P AA- CUSIP 796839BP2										
Acquired 10/20/09 L nc	0 44	145,000	101 84 102 20	147,669 51 148,190 00	104 7390	151,871 55	4,202 04	3,637 08	8,729 00	5 74
POTTAWATOMIE CNTY KS USD NO 320 TXBL SER B BABS DIRECT PMT TO ISSUER CPN 5 900% DUE 09/01/23 DTD 12/15/09 FC 03/01/11 CALL 09/01/19 @ 100 000 Moody NR , S&P A+ CUSIP 737823DD3										
Acquired 12/16/09 L nc	0 51	150,000	101 99 102 67	152 993 65 154,012 50	118 3280	177,492 00	24,498 35	2,950 00	8,850 00	4 98


**KLEIN FAMILY FOUNDATION
ACCOUNT #1**

DECEMBER 1 - DECEMBER 31, 2012
ACCOUNT NUMBER 1594-0357

Fixed Income Securities
Taxable Municipal Bonds continued

DESCRIPTION	% OF ACCOUNT	QUANTITY	ADJ PRICE/ ORIG PRICE	ADJ COST/ ORIG COST	CURRENT PRICE	CURRENT MARKET VALUE	UNREALIZED GAIN/LOSS	ESTIMATED		
								ACCRUED INTEREST	ANNUAL INCOME	ANNUAL YIELD (%)
SCRANTON PA PENSION FDG										
SR C AMBAC B/E OID										
@99 275 5 56 LT TXBL										
CPN 5 500% DUE 09/01/23										
DTD 08/01/03 FC 09/01/03										
CALL 09/01/13 @ 100 000										
S&P NR										
CUSIP 810759NN6										
Acquired 07/08/10 L nc	0 24	100,000	83 79 81 30	83,792 14 81,300 00	82 5870	82,587 00	-1,205 14	1,833 33	5,500 00	6 65
BYRON FOREST IL PRESERV										
DIST TAXABLE SER B BUILD										
AMER BDS G/O B/E TXBL										
CPN 6 125% DUE 01/01/24										
DTD 02/01/10 FC 01/01/11										
CALL 01/01/19 @ 100 000										
Moody NR , S&P A+										
CUSIP 124538CP2										
Acquired 01/20/10 L nc	0 67	200,000	102 33 103 21	204,670 10 206,422 00	116 5060	233,012 00	28,341 90	6,125 00	12,250 00	5 25
LANSING MI BLDG AUTH										
RFDG TAXABLE G/O LTD B/E										
TXBL										
CPN 5 800% DUE 06/01/24										
DTD 10/08/09 FC 06/01/10										
CALL 06/01/19 @ 100 000										
Moody A1 , S&P AA										
CUSIP 516393KA2										
Acquired 10/05/09 L nc	0 56	170,000	101 98 102 75	173,379 11 174,675 00	113 6670	193,233 90	19,854 79	821 67	9,860 00	5 10

**KLEIN FAMILY FOUNDATION
ACCOUNT #1**

 DECEMBER 1 - DECEMBER 31, 2012
 ACCOUNT NUMBER 1594-0357

Fixed Income Securities
Taxable Municipal Bonds continued

DESCRIPTION	% OF ACCOUNT	QUANTITY	ADJ PRICE/ ORIG PRICE	ADJ COST/ ORIG COST	CURRENT PRICE	CURRENT MARKET VALUE	UNREALIZED GAIN/LOSS	ESTIMATED		
								ACCRUED INTEREST	ANNUAL INCOME	ANNUAL YIELD (%)
HONOLULU HI CITY & CNTY SER E BUILD AMER BNDS G/O B/E TXBL CPN 5.780% DUE 09/01/24 DTD 11/19/09 FC 09/01/10 CALL 09/01/19 @ 100.000 Moody AA1, S&P NR CUSIP 438670VA6 Acquired 11/06/09 L nc	0.71	215,000	101.11 101.50	217,393.97 218,225.00	113.7020	244,459.30	27,065.33	4,142.33	12,427.00	5.08
FOLSOM CORDOVA CA USD FACS IMPT DIST NO 3 TXBL BABS DIRECT PAY ASSURED CPN 6.638% DUE 10/01/24 DTD 12/03/09 FC 04/01/10 CALL 10/01/19 @ 100.000 Moody AA3, S&P AA- CUSIP 34440KBH4 Acquired 11/19/09 L nc	0.37	105,000	100.85 101.12	105,896.51 106,181.25	121.1220	127,178.10	21,281.59	1,742.48	6,969.90	5.48
NEW YORK NY SER D 1 BUILD AMER BDS G/O UNLTD B/E TXBL CPN 5.399% DUE 12/01/24 DTD 12/17/09 FC 06/01/10 Moody AA2, S&P AA CUSIP 64966HTY6 Acquired 12/30/09 L nc Acquired 01/13/10 L nc		75,000 175,000	98.20 100.04 100.05	73,650.00 175,075.07 175,087.50		91,983.75 214,628.75	18,333.75 39,553.68			
Total	0.89	250,000		\$248,725.07 \$248,737.50	122.6450	\$306,612.50	\$57,887.43	\$1,124.79	\$13,497.50	4.40


**KLEIN FAMILY FOUNDATION
ACCOUNT #1**

DECEMBER 1 - DECEMBER 31, 2012
ACCOUNT NUMBER 1594-0357

Fixed Income Securities
Taxable Municipal Bonds continued

DESCRIPTION	% OF ACCOUNT	QUANTITY	ADJ PRICE/ ORIG PRICE	ADJ COST/ ORIG COST	CURRENT PRICE	CURRENT MARKET VALUE	UNREALIZED GAIN/LOSS	ESTIMATED		
								ACCRUED INTEREST	ANNUAL INCOME	ANNUAL YIELD (%)
NEW HAVEN CT TAXABLE SER A 2 BUILD AMER G/O TXBL CPN 6 500% DUE 02/01/25 DTD 02/12/10 FC 08/01/10 CALL 02/01/20 @ 100 000 Moody A1 , S&P A- CUSIP 645020ZY7 Acquired 02/05/10 L nc	0 81	250,000	102 46 103 20	256,162 40 258,000 00	112 2050	280,512 50	24,350 10	6,770 83	16,250 00	5 79
ILLINOIS ST G/O UNLTD TAXABLE B/E SER 2 BAB CPN 6 150% DUE 03/01/25 DTD 04/26/10 FC 09/01/10 Moody A2 , S&P A CUSIP 452152DS7 Acquired 08/22/12 S nc	0 63	200,000	109 84 110 05	219,698 17 220,100 00	109 5190	219,038 00	-660 17	4,100 00	12,300 00	5 61
UNION CNTY NJ IMPT AUTH REV TAXABLE RFDG GTD LSE LINDEN B/E TXBL CPN 6 650% DUE 03/01/25 DTD 09/01/10 FC 03/01/11 S&P AA- CUSIP 906347SQ3 Acquired 08/19/10 L nc	0 35	100,000	109 58 110 80	109,585 24 110,800 00	120 6290	120,629 00	11,043 76	2,216 67	6,650 00	5 51
GIG HARBOR WA W&S REV TAXABLE BUILD AMER BDS B/E TXBL CPN 5 703% DUE 04/01/25 DTD 03/30/10 FC 10/01/10 CALL 04/01/20 @ 100 000 Moody NR , S&P AA- CUSIP 37517HBT6 Acquired 03/15/10 L nc	0 44	135,000	102 20 102 85	137,981 46 138,847 50	112 0890	151,320 15	13,338 69	1,924 76	7,699 05	5 08

**KLEIN FAMILY FOUNDATION
ACCOUNT #1**

 DECEMBER 1 - DECEMBER 31, 2012
 ACCOUNT NUMBER 1594-0357

Fixed Income Securities
Taxable Municipal Bonds continued

DESCRIPTION	% OF ACCOUNT	QUANTITY	ADJ PRICE/ ORIG PRICE	ADJ COST/ ORIG COST	CURRENT PRICE	CURRENT MARKET VALUE	UNREALIZED GAIN/LOSS	ESTIMATED		
								ACCRUED INTEREST	ANNUAL INCOME	ANNUAL YIELD (%)
DECATUR GA SCH SYS CTF PARTN SCH BRDS ASSN TXBL BABS DRCT PAY RV ASSURED CPN 5 550% DUE 05/01/25 DTD 01/21/10 FC 05/01/10 CALL 05/01/20 @ 100 000 Moody AA3 , S&P AA- CUSIP 243124AN4 Acquired 01/14/10 L nc	0 33	100,000	101 30 101 70	101,309 58 101,700 00	113 7070	113,707 00	12,397 42	925 00	5,550 00	4 88
MILLBRAE CA SCH DIST SER B 1 QUALIFIED SCH CONSTR BDS TAXABLE G/O B/E CPN 6 157% DUE 07/01/25 DTD 04/19/11 FC 01/01/12 Moody AA2 , S&P AA- CUSIP 60012PBA1 Acquired 04/04/11 L nc	0 41	115,000	101 41 101 52	116,624 27 116,753 75	122 6080	140,999 20	24,374 93	3,540 28	7,080 55	5 02
HILLIARD OH S/D TAXABLE ENRGY CONSV-LT-QLFD SCH CONSTR BD-DIRECT PMT-G/O CPN 5 550% DUE 12/01/25 DTD 03/15/11 FC 12/01/11 Moody AA1 , S&P AA CUSIP 431621NM9 Acquired 03/07/11 L nc	0 34	100,000	101 54 101 67	101,541 75 101,675 00	118 4040	118,404 00	16,862 25	462 50	5,550 00	4 68
TOLEDO OH TAXABLE STR IMPT G/O LTD B/E ASSURED GUAR TXBL CPN 6 300% DUE 12/01/25 DTD 10/15/09 FC 06/01/10 CALL 12/01/19 @ 100 000 Moody AA3 , S&P AA- CUSIP 889278PQ4 Acquired 10/15/09 L nc	0 76	220,000	102 61 103 50	225,744 32 227,700 00	118 5500	260,810 00	35,065 68	1,155 00	13,860 00	5 31


**KLEIN FAMILY FOUNDATION
ACCOUNT #1**

DECEMBER 1 - DECEMBER 31, 2012
ACCOUNT NUMBER 1594-0357

Fixed Income Securities
Taxable Municipal Bonds continued

DESCRIPTION	% OF ACCOUNT	QUANTITY	ADJ PRICE/ ORIG PRICE	ADJ COST/ ORIG COST	CURRENT PRICE	CURRENT MARKET VALUE	UNREALIZED GAIN/LOSS	ESTIMATED		
								ACCRUED INTEREST	ANNUAL INCOME	ANNUAL YIELD (%)
CHICAGO HTS IL TXBL G/O UNLTD B/E AGM REOF @98 5773 5.9% TXBL CPN 5.750% DUE 01/15/26 DTD 12/28/11 FC 07/15/12 CALL 01/15/21 @ 100.000 Moody AA3 CUSIP 167393MU8 Acquired 02/17/12 S nc	0.32	100,000	106.32 106.86	106,323.44 106,860.00	110.1940	110,194.00	3,870.56	2,651.39	5,750.00	5.21
HAMPTON VA TAXABLE PUB IMPT SER B G/O TXBL CPN 5.329% DUE 01/15/26 DTD 03/11/10 FC 07/15/10 Moody AA1, S&P AA+ CUSIP 409558Y56 Acquired 03/09/10 L nc	0.58	165,000	101.52 101.72	167,509.44 167,851.25	120.6490	199,070.85	31,561.41	4,054.48	8,792.85	4.41
PHARR SAN JUAN ALAMO TX INDPT SCH DIST QUALIFIED SCH CONSTR NTS DIRECT CPN 6.247% DUE 02/01/26 DTD 02/01/11 FC 08/01/11 CALL 02/01/21 @ 100.000 Moody AA3, S&P A+ CUSIP 717146R29 Acquired 02/07/11 L nc	0.88	250,000	101.32 101.55	253,323.23 253,875.00	120.9140	302,285.00	48,961.77	6,507.29	15,617.50	5.16
VIRGINIA CLLG BLDG AUTH EDL FACS REV REF TXBL CENTURY CLG F-2 BABS CPN 5.400% DUE 02/01/26 DTD 12/17/09 FC 08/01/10 CALL 02/01/20 @ 100.000 Moody AA1, S&P AA+ CUSIP 927781TN4 Acquired 01/05/10 L nc	0.81	235,000	99.05	232,767.50	118.3600	278,146.00	45,378.50	5,287.50	12,690.00	4.56

**KLEIN FAMILY FOUNDATION
ACCOUNT #1**

 DECEMBER 1 - DECEMBER 31, 2012
 ACCOUNT NUMBER 1594-0357

Fixed Income Securities
Taxable Municipal Bonds continued

DESCRIPTION	% OF ACCOUNT	QUANTITY	ADJ PRICE/ ORIG PRICE	ADJ COST/ ORIG COST	CURRENT PRICE	CURRENT MARKET VALUE	UNREALIZED GAIN/LOSS	ESTIMATED		
								ACCRUED INTEREST	ANNUAL INCOME	ANNUAL YIELD (%)
DE WITT MI PUB SCH BLDG & SITE BUILD AMER BDS DRCT PMT G/O UT B/E TXBL CPN 6 100% DUE 05/01/26 DTD 12/22/09 FC 11/01/10 CALL 05/01/19 @ 100 000 Moody NR , S&P AA- CUSIP 242109QN9										
Acquired 12/11/09 L nc		100,000	100 96 101 30	100,960 89 101,300 00		115,880 00	14,919 11			
Acquired 12/15/09 L nc		15,000	100 96 101 30	15,144 13 15,195 00		17,382 00	2,237 87			
Total	0.39	115,000		\$116,105 02 \$116,495.00	115.8800	\$133,262.00	\$17,156.98	\$1,169 17	\$7,015.00	5.26
PORT ST LUCIE FL STRMWTR UTIL RV SR B RECOVERY ZN ECON DV TXBL BDS ASSURED CPN 6 516% DUE 05/01/26 DTD 01/15/10 FC 05/01/10 CALL 05/01/20 @ 100 000 Moody AA3 , S&P AA- CUSIP 735351CJ5										
Acquired 01/08/10 L nc	0 34	100,000	101 40 101 80	101,403 89 101,800 00	117 8650	117,865 00	16,461 11	1,086 00	6,516 00	5 52
LITTLE LK CA CITY SCH DIST TAXABLE ELECTION 2000 SER D 1 G/O B/E CPN 5 964% DUE 07/01/26 DTD 06/02/10 FC 01/01/11 Moody AA3 , S&P AA- CUSIP 537260DY4										
Acquired 04/05/11 L nc	0 42	125,000	98 80	123,500 00	116 3490	145,436 25	21,936 25	3,727 50	7,455 00	5 12


**KLEIN FAMILY FOUNDATION
ACCOUNT #1**

DECEMBER 1 - DECEMBER 31, 2012
ACCOUNT NUMBER 1594-0357

Fixed Income Securities
Taxable Municipal Bonds continued

DESCRIPTION	% OF ACCOUNT	QUANTITY	ADJ PRICE/ ORIG PRICE	ADJ COST/ ORIG COST	CURRENT PRICE	CURRENT MARKET VALUE	UNREALIZED GAIN/LOSS	ESTIMATED		
								ACCRUED INTEREST	ANNUAL INCOME	ANNUAL YIELD (%)
MARICOPA CNTY AZ SD #066 ROOSEVELT ELEM TXBL IMPT PJ 2007 G/O UNTLD AGC CPN 6 243% DUE 07/01/26 DTD 08/03/10 FC 01/01/11 Moody AA3 , S&P AA- CUSIP 567337QV5 Acquired 08/09/10 L nc	0 34	100,000	104 44 104 92	104,444 31 104,925 00	117 7150	117,715 00	13,270 69	3,121 50	6,243 00	5 30
BURLINGTON VT TAXABLE PUB IMPT A QUAL SCH CONST BDS G/O BIE TXBL CPN 6 500% DUE 11/01/26 DTD 07/21/10 FC 05/01/11 Moody BAA3 , S&P NR CUSIP 122062PT3 Acquired 06/27/11 L nc	0 33	100,000	108 52 109 10	108,520 79 109,103 00	113 2310	113,231 00	4,710 21	1,083 33	6,500 00	5 74
MORGANTOWN WV COMB UTIL SYS REV SR A BLD AMR BDS BIE TXBL ASSURED GUAR CPN 5 500% DUE 12/01/26 DTD 01/28/10 FC 06/01/10 CALL 12/01/20 @ 100 000 Moody NR , S&P AA- CUSIP 61759CAQ1 Acquired 01/25/10 L nc	0 33	100,000	100 39 100 50	100,398 55 100,500 00	112 3980	112,398 00	11,999 45	458 33	5,500 00	4 89
NEW ORLEANS LA TXBL PUB IMPT SR A BUILD AMER BDS DIRECT PMT G/O UNLTD CPN 8 000% DUE 12/01/26 DTD 01/19/10 FC 06/01/10 CALL 12/01/19 @ 100 000 Moody A3 , S&P BBB CUSIP 64763FNC9 Acquired 02/07/12 S nc	0 51	150,000	114 77 116 30	172,159 84 174,450 00	116 3390	174,508 50	2,348 66	1,000 00	12,000 00	6 87

**KLEIN FAMILY FOUNDATION
ACCOUNT #1**

 DECEMBER 1 - DECEMBER 31, 2012
 ACCOUNT NUMBER 1594-0357

Fixed Income Securities
Taxable Municipal Bonds continued

DESCRIPTION	% OF ACCOUNT	QUANTITY	ADJ PRICE/ ORIG PRICE	ADJ COST/ ORIG COST	CURRENT PRICE	CURRENT MARKET VALUE	UNREALIZED GAIN/LOSS	ESTIMATED		
								ACCRUED INTEREST	ANNUAL INCOME	ANNUAL YIELD (%)
DECATUR MI PUB SCHS TAXABLE SCH BLDG & SITE SER A QUAL SCH CONST BDS CPN 6.450% DUE 05/01/27 DTD 06/22/10 FC 11/01/10 CALL 05/01/20 @ 100.000 Moody NR, S&P AA- CUSIP 243312DA0 Acquired 01/27/11 L nc	0.66	200,000	101.34 101.60	202,697.15 203,200.00	114.8160	229,632.00	26,934.85	2,150.00	12,900.00	5.61
OAKLAND MI INTER S/D BLDG&SITE QUAL CONSTR BD G/O LTD B/E TAXABLE CPN 6.250% DUE 05/01/27 DTD 06/02/10 FC 11/01/10 CALL 05/01/20 @ 100.000 Moody NR, S&P AA+ CUSIP 673475CB3 Acquired 07/09/10 L nc	0.46	145,000	101.34 101.67	146,956.34 147,428.75	108.9310	157,949.95	10,993.61	1,510.42	9,062.50	5.73
NASSAU CNTY NY TAXABLE GEN IMPT SER F BUILD AMER BDS G/O UNLTD B/E CPN 6.800% DUE 10/01/27 DTD 12/16/10 FC 04/01/11 CALL 10/01/20 @ 100.000 Moody A2, S&P A+ CUSIP 63165TFT7 Acquired 01/20/11 L nc	1.10	325,000	103.47 104.10	336,287.74 338,325.00	117.2560	381,082.00	44,794.26	5,525.00	22,100.00	5.79



**KLEIN FAMILY FOUNDATION
ACCOUNT #1**

DECEMBER 1 - DECEMBER 31, 2012
ACCOUNT NUMBER 1594-0357

Fixed Income Securities

Taxable Municipal Bonds continued

DESCRIPTION	% OF ACCOUNT	QUANTITY	ADJ PRICE/ ORIG PRICE	ADJ COST/ ORIG COST	CURRENT PRICE	CURRENT MARKET VALUE	UNREALIZED GAIN/LOSS	ESTIMATED		
								ACCRUED INTEREST	ANNUAL INCOME	ANNUAL YIELD (%)
COOK CNTY IL S/D NO 104 ARGO SUMMIT TXBL SER A G/O LTD OID ASSURED GUAR CPN 5 900% DUE 12/01/27 DTD 10/01/09 FC 12/01/09 CALL 12/01/19 @ 100 000 Moody NR , S&P AA- CUSIP 214471MU5 Acquired 09/22/09 L nc	0 64	200,000	100 71 100 95	201,421 99 201,900 00	111 2880	222,576 00	21,154 01	983 33	11,800 00	5 30
CHAMPAIGN CNTY IL CMNTY USD #116 URBANA ALT REV SOURCE SR A B/E TAXABLE CPN 6 600% DUE 01/01/28 DTD 12/14/10 FC 07/01/11 CALL 01/01/20 @ 100 000 Moody NR , S&P AA- CUSIP 158285GU4 Acquired 12/03/10 L nc	0 44	130,000	101 37 101 67	131,791 34 132,177 50	116 2020	151,062 60	19,271 26	4,290 00	8,580 00	5 67
QUINCY IL SER C RECOVERY ZNE BLD AMR BDS ECON DEV G/O UT TXBL ASSURED GUAR CPN 6 050% DUE 01/01/28 DTD 12/15/09 FC 01/01/11 CALL 01/01/19 @ 100 000 Moody NR , S&P AA- CUSIP 748437KA7 Acquired 11/25/09 L nc	0 37	110,000	101 11 101 55	111,229 50 111,705 00	115 2110	126,732 10	15,502 60	3,327 50	6,655 00	5 25

**KLEIN FAMILY FOUNDATION
ACCOUNT #1**

 DECEMBER 1 - DECEMBER 31, 2012
 ACCOUNT NUMBER 1594-0357

Fixed Income Securities
Taxable Municipal Bonds continued

DESCRIPTION	% OF ACCOUNT	QUANTITY	ADJ PRICE/ ORIG PRICE	ADJ COST/ ORIG COST	CURRENT PRICE	CURRENT MARKET VALUE	UNREALIZED GAIN/LOSS	ESTIMATED		
								ACCRUED INTEREST	ANNUAL INCOME	ANNUAL YIELD (%)
CHICAGO HTS IL TXBL G/O UNLTD B/E AGM REOF @98 4797 6 15% TXBL CPN 6 000% DUE 01/15/28 DTD 12/28/11 FC 07/15/12 CALL 01/15/21 @ 100 000 Moody AA3 CUSIP 167393MW4 Acquired 02/15/12 S nc	0 18	60,000	104 52 104 90	62,717 65 62,943 00	103 0770	61,846 20	-871 45	1,660 00	3,600 00	5 82
NY MUN BD BK AGY RECOVRY ACT SUB SER C 2 BUILD REV B/E TAXABLE CPN 6 879% DUE 02/15/28 DTD 12/30/09 FC 08/15/10 CALL 02/15/20 @ 100 000 Moody NR , S&P A+ CUSIP 64988VCC5 Acquired 01/06/10 L nc	0 55	170,000	101 35 101 75	172,303 04 172,975 00	112 1450	190,646 50	18,343 46	4,417 85	11,694 30	6 13
PHILADELPHIA PA AUTH IND DEV PENSN FDG RETIREMENT SY A AGM TAXABLE OY=6 36 CPN 6 350% DUE 04/15/28 DTD 01/15/99 FC 04/15/99 Moody AA3 , S&P AA- CUSIP 71781LAM1 Acquired 09/21/09 L nc	0 46	150,000	100 91 101 02	151,378 67 151,537 50	105 3810	158,071 50	6,692 83	2,010 83	9,525 00	6 02
NASSAU CNTY NY TAXABLE GEN IMPT SER F BUILD AMER BDS G/O B/E TXBL CPN 6 900% DUE 10/01/28 DTD 12/16/10 FC 04/01/11 CALL 10/01/20 @ 100 000 Moody A2 , S&P A+ CUSIP 63165TFU4 Acquired 07/23/12 S nc	0 10	30,000	115 49 116 20	34,647 84 34,860 00	117 4600	35,238 00	590 16	517 50	2,070 00	5 87


**KLEIN FAMILY FOUNDATION
ACCOUNT #1**

DECEMBER 1 - DECEMBER 31, 2012
ACCOUNT NUMBER 1594-0357

Fixed Income Securities
Taxable Municipal Bonds continued

DESCRIPTION	% OF ACCOUNT	QUANTITY	ADJ PRICE/ ORIG PRICE	ADJ COST/ ORIG COST	CURRENT PRICE	CURRENT MARKET VALUE	UNREALIZED GAIN/LOSS	ESTIMATED		
								ACCRUED INTEREST	ANNUAL INCOME	ANNUAL YIELD (%)
SOUTH CRRCTNL ENTITY FAC PDA WA BUILD AMR BD B DRCT PMT RV B/E OID TXBL CPN 6 416% DUE 01/01/29 DTD 11/04/09 FC 01/01/10 CALL 01/01/20 @ 100 000 Moody AA3 , S&P AA CUSIP 83748CAN6 Acquired 12/02/09 L nc	0 48	150,000	101 98 102 62	152,983 76 153,937 50	110 2610	165,391 50	12,407 74	4,812 00	9,624 00	5 81
GRAND RAPIDS MI CMNTY CLLG BUILD AMER BDS (DIRECT PMT TO ISSUER) CPN 6 500% DUE 05/01/29 DTD 06/01/09 FC 11/01/09 CALL 05/01/19 @ 100 000 Moody AA1 , S&P AA CUSIP 38624JJT2 Acquired 02/01/11 L nc	0 41	125,000	102 62 103 23	128,283 79 129,041 25	113 6190	142,023 75	13,739 96	1,354 17	8,125 00	5 72
AVONDALE AZ PJS OF 1998& 2007 G/O UT B/E B/Q TXBL CPN 7 800% DUE 07/01/29 DTD 07/21/09 FC 01/01/10 CALL 07/01/19 @ 100 000 Moody AA3 , S&P A+ CUSIP 054314DX4 Acquired 07/08/09 L nc	0 35	100,000	102 46 103 37	102,467 93 103,370 00	121 0270	121,027 00	18,559 07	3,900 00	7,800 00	6 44
MIAMI DADE CNTY FL TRAN SYS SALES SURTAX RV SR B BLD AMER BDS DRCT TXBL CPN 6 710% DUE 07/01/29 DTD 09/24/09 FC 01/01/10 CALL 07/01/19 @ 100 000 Moody A1 , S&P AA CUSIP 59334PCN5 Acquired 09/21/09 L nc	0 34	100,000	102 23 103 05	102,235 86 103,050 00	116 6210	116,621 00	14,385 14	3,355 00	6,710 00	5 75

**KLEIN FAMILY FOUNDATION
ACCOUNT #1**

 DECEMBER 1 - DECEMBER 31, 2012
 ACCOUNT NUMBER 1594-0357

Fixed Income Securities
Taxable Municipal Bonds continued

DESCRIPTION	% OF ACCOUNT	QUANTITY	ADJ PRICE/ ORIG PRICE	ADJ COST/ ORIG COST	CURRENT PRICE	CURRENT MARKET VALUE	UNREALIZED GAIN/LOSS	ESTIMATED		
								ACCRUED INTEREST	ANNUAL INCOME	ANNUAL YIELD (%)
BONITA CA USD ELCTN 2008 A 1 BUILD AMER BDS DRCT PMT G/O UT B/E TAXABLE CPN 6 800% DUE 08/01/29 DTD 09/23/09 FC 02/01/10 CALL 08/01/19 @ 100 000 Moody NR , S&P AA- CUSIP 098203RQ7										
Acquired 09/24/09 L nc		140,000	102 39 103 25	143,352 92 144,550 00		162,573 60	19,220 68			
Acquired 09/24/09 L nc		100,000	102 39 103 25	102,394 95 103,250 00		116,124 00	13,729 05			
Total	0 81	240,000		\$245,747.87 \$247,800 00	116.1240	\$278,697.60	\$32,949.73	\$6,800 00	\$16,320.00	5.86
EL MONTE CA S/D ELEC 08 SR A 1 BLD AMR BDS DRCT PMT G/O UT TXBL ASSURED CPN 7 125% DUE 08/01/29 DTD 10/14/09 FC 08/01/10 CALL 08/01/19 @ 100 000 Moody AA3 , S&P AA- CUSIP 283309HH8										
Acquired 09/30/09 L nc		100,000	104 75 106 45	104,756 96 106,455 00		117,736 00	12,979 04			
Acquired 02/15/12 S nc		25,000	114 36 115 94	28,591 52 28,986 50		29,434 00	842 48			
Total	0.43	125,000		\$133,348.48 \$135,441.50	117.7360	\$147,170.00	\$13,821.52	\$3,710.94	\$8,906 25	6 05
SANTA MONICA MALIBU UNI SCH DIST CA ELCTN 2006 B 1 BLD G/O B/E TXBL CPN 7 406% DUE 08/01/29 DTD 08/05/09 FC 02/01/10 CALL 08/01/19 @ 100 000 Moody AA1 , S&P AA CUSIP 802498JK2										
Acquired 07/27/09 L nc	0 36	100,000	101 28 101 75	101,285 99 101,750 00	123 6480	123,648 00	22,362 01	3,085 83	7,406 00	5 98


**KLEIN FAMILY FOUNDATION
ACCOUNT #1**

DECEMBER 1 - DECEMBER 31, 2012
ACCOUNT NUMBER 1594-0357

Fixed Income Securities
Taxable Municipal Bonds continued

DESCRIPTION	% OF ACCOUNT	QUANTITY	ADJ PRICE/ ORIG PRICE	ADJ COST/ ORIG COST	CURRENT PRICE	CURRENT MARKET VALUE	UNREALIZED GAIN/LOSS	ESTIMATED		
								ACCRUED INTEREST	ANNUAL INCOME	ANNUAL YIELD (%)
PUEBLO CNTY CO CTF PARTN TAXABLE SER A BUILD AMER REV B/E OID ASSURED GTY CPN 6 600% DUE 09/15/29 DTD 12/29/09 FC 03/15/10 Moody AA3 , S&P AA- CUSIP 744829BU5										
Acquired 12/18/09 L nc	0 70	200,000	98 36	196,728 00	121 1580	242,316 00	45,588 00	3,886 67	13,200 00	5 44
NASSAU CNTY NY SER I BUILD AMER BDS G/O UNLTD B/E TAXABLE CPN 6 100% DUE 10/01/29 DTD 12/15/09 FC 04/01/10 CALL 10/01/19 @ 100 000 Moody A2 , S&P A+ CUSIP 63165TBR5										
Acquired 03/09/12 S nc		40,000	106 74	42,696 69		44,923 20	2,226 51			
			107 40	42,960 00						
Acquired 08/01/12 S nc		30,000	109 42	32,828 07		33,692 40	864 33			
			109 90	32,970 00						
Total	0 23	70,000		\$75,524.76 \$75,930 00	112.3080	\$78,615.60	\$3,090.84	\$1,067.50	\$4,270 00	5 43
BURLINGTON VT PUB IMPT SER B G/O UNLTD B/E TXBL CPN 6 000% DUE 11/01/29 DTD 04/20/09 FC 11/01/09 CALL 11/01/18 @ 100 000 Moody BAA3 CUSIP 122062NA6										
Acquired 02/17/11 L nc	0 48	170,000	98 02	166,635 70	97 3080	165,423 60	-1,212 10	1,700 00	10,200 00	6 16

**KLEIN FAMILY FOUNDATION
ACCOUNT #1**

 DECEMBER 1 - DECEMBER 31, 2012
 ACCOUNT NUMBER 1594-0357

Fixed Income Securities
Taxable Municipal Bonds continued

DESCRIPTION	% OF ACCOUNT	QUANTITY	ADJ PRICE/ ORIG PRICE	ADJ COST/ ORIG COST	CURRENT PRICE	CURRENT MARKET VALUE	UNREALIZED GAIN/LOSS	ESTIMATED		
								ACCRUED INTEREST	ANNUAL INCOME	ANNUAL YIELD (%)
MC HENRY CNTY IL CMNTY UNIT S/D#200 WOOD STOCK TXBL A BAB UNLTD G/O B/E CPN 6 400% DUE 01/15/30 DTD 03/05/10 FC 01/15/11 CALL 01/15/19 @ 100 000 S&P AA CUSIP 581158MF6 Acquired 02/15/11 L nc	0 41	125,000	100 18 100 22	125,229 23 125,275 00	113 9680	142,460 00	17,230 77	3,688 89	8,000 00	5 61
NASSAU CNTY NY TXBL GEN IMPT SER B BUILD AMERICA BONDS G/O B/E CPN 6 600% DUE 04/01/30 DTD 06/24/10 FC 10/01/10 CALL 04/01/20 @ 100 000 Moody A2 , S&P A+ CUSIP 63165TCR4 Acquired 03/20/12 S nc	0 33	100,000	109 11 109 90	109,110 81 109,900 00	113 1240	113,124 00	4,013 19	1,650 00	6,600 00	5 83
CHURCHILL CNTY NV S/D IMPT SER A BUILD AMR BDS G/O LTD B/E OID TAXABLE CPN 6 050% DUE 05/01/30 DTD 07/07/10 FC 11/01/10 CALL 05/01/20 @ 100 000 Moody NR , S&P AAA CUSIP 171466MJ1 Acquired 02/28/12 S nc		65,000	110 53 111 52	71,847 15 72,491 25		71,869 85	22 70			
Acquired 02/28/12 S nc		60,000	110 53 111 52	66,320 44 66,915 00		66,341 40	20 96			
Total	0.40	125,000		\$138,167 59 \$139,406 25	110 5690	\$138,211.25	\$43 66	\$1,260 42	\$7,562 50	5.47


**KLEIN FAMILY FOUNDATION
ACCOUNT #1**

DECEMBER 1 - DECEMBER 31, 2012
ACCOUNT NUMBER 1594-0357

Fixed Income Securities
Taxable Municipal Bonds continued

DESCRIPTION	% OF ACCOUNT	QUANTITY	ADJ PRICE/ ORIG PRICE	ADJ COST/ ORIG COST	CURRENT PRICE	CURRENT MARKET VALUE	UNREALIZED GAIN/LOSS	ESTIMATED		
								ACCRUED INTEREST	ANNUAL INCOME	ANNUAL YIELD (%)
SANTA MONICA MALIBU UNI SD CA REF ELEC 2006 SR C 1 BABS G/O UNLTD TXBL CPN 6 434% DUE 07/01/30 DTD 07/27/10 FC 01/01/11 CALL 07/01/20 @ 100 000 Moody AA1 , S&P AA CUSIP 802498KS3 Acquired 07/05/12 S nc	0 25	75,000	115 33 116 16	86,504 57 87,122 25	114 3150	85,736 25	-768 32	2,412 75	4,825 50	5 62
ANDREWS CNTY TX TAXABLE PERMANENT IMPT G/O B/E TXBL CPN 6 808% DUE 08/15/30 DTD 11/01/10 FC 08/15/11 CALL 08/15/20 @ 100 000 Moody NR , S&P A CUSIP 034447BY7 Acquired 11/20/12 S nc	0 25	75,000	117 71 117 90	88,283 02 88,425 00	116 5710	87,428 25	-854 77	1,928 93	5,106 00	5 84
CALIFORNIA ST G/O UNLTD B/E TAXABLE CPN 7 700% DUE 11/01/30 DTD 12/01/10 FC 05/01/11 CALL 11/01/20 @ 100 000 Moody A1 , S&P A- CUSIP 13063BJB9 Acquired 12/13/10 L nc		400,000	102 04	408,176 46		496,828 00	88,651 54			
Acquired 03/09/11 L nc		140,000	102 40 104 35 105 05	409,600 00 146,092 80 147,070 00		173,889 80	27,797 00			
Acquired 10/03/11 L nc		125,000	113 63 115 30	142,045 20 144,125 00		155,258 75	13,213 55			
Acquired 11/09/11 L nc		200,000	113 76 115 30	227,520 28 230,600 00		248,414 00	20,893 72			
Acquired 11/10/11 L nc		50,000	113 62 115 15	56,814 99 57,575 00		62,103 50	5,288 51			
Acquired 11/14/11 L nc		30,000	113 63 115 15	34,090 04 34,545 00		37,262 10	3,172 06			

**KLEIN FAMILY FOUNDATION
ACCOUNT #1**

 DECEMBER 1 - DECEMBER 31 2012
 ACCOUNT NUMBER 1594-0357

Fixed Income Securities
Taxable Municipal Bonds continued

DESCRIPTION	% OF ACCOUNT	QUANTITY	ADJ PRICE/ ORIG PRICE	ADJ COST/ ORIG COST	CURRENT PRICE	CURRENT MARKET VALUE	UNREALIZED GAIN/LOSS	ESTIMATED		
								ACCRUED INTEREST	ANNUAL INCOME	ANNUAL YIELD (%)
Acquired 11/23/11 L nc		160,000	113 69	181,908 52		198,731 20	16,822 68			
			115 17	184,272 00						
Acquired 01/20/12 S nc		65,000	116 53	75,750 95		80,734 55	4,983 60			
			118 10	76,765 00						
Acquired 02/17/12 S nc		25,000	117 93	29,482 89		31,051 75	1,568 86			
			119 50	29,875 00						
Acquired 02/23/12 S nc		125,000	118 48	148,103 55		155,258 75	7,155 20			
			120 08	150,100 00						
Acquired 02/24/12 S nc		85,000	118 48	100,714 37		105,575 95	4,861 58			
			120 08	102,068 00						
Acquired 03/21/12 S nc		55,000	118 49	65,171 82		68,313 85	3,142 03			
			119 95	65,972 50						
Acquired 03/22/12 S nc		85,000	118 49	100,724 03		105,575 95	4,851 92			
			119 95	101,957 50						
Acquired 03/27/12 S nc		20,000	118 69	23,739 36		24,841 40	1,102 04			
			120 15	24,030 00						
Acquired 03/27/12 S nc		15,000	118 69	17,804 53		18,631 05	826 52			
			120 15	18,022 50						
Acquired 03/30/12 S nc		90,000	118 71	106,844 05		111,786 30	4,942 25			
			120 15	108,135 00						
Acquired 04/09/12 S nc		75,000	119 16	89,376 46		93,155 25	3,778 79			
			120 60	90,450 00						
Acquired 04/12/12 S nc		175,000	119 59	209,297 25		217,362 25	8,065 00			
			121 03	211,818 25						
Acquired 08/15/12 S nc		105,000	121 76	127,853 01		130,417 35	2,564 34			
			122 60	128,730 00						
Acquired 09/13/12 S nc		50,000	122 20	61,100 62		62,103 50	1,002 88			
			122 87	61,437 50						
Total	7 46	2,075,000		\$2,352,611.18	124.2070	\$2,577,295 25	\$224,684.07	\$26,629.17	\$159,775.00	6.20
				\$2,377,148 25						
METROPOLITAN TRANSN AUTH NY REV TAXABLE TRANSN SER E BUILD BIE TXBL CPN 7 134% DUE 11/15/30 DTD 12/29/10 FC 05/15/11 CALL 11/15/20 @ 100 000 Moody A2 , S&P A CUSIP 59259YGG8										
Acquired 01/07/11 L nc	0 51	150,000	103 23	154,846 10	118 5300	177,795 00	22,948 90	1,367 35	10,701 00	6 01
			103 80	155,700 00						


**KLEIN FAMILY FOUNDATION
ACCOUNT #1**

DECEMBER 1 - DECEMBER 31, 2012
ACCOUNT NUMBER 1594-0357

Fixed Income Securities
Taxable Municipal Bonds continued

DESCRIPTION	% OF ACCOUNT	QUANTITY	ADJ PRICE/ ORIG PRICE	ADJ COST/ ORIG COST	CURRENT PRICE	CURRENT MARKET VALUE	UNREALIZED GAIN/LOSS	ESTIMATED		
								ACCRUED INTEREST	ANNUAL INCOME	ANNUAL YIELD (%)
MARKHAM IL SER A BUILD AMER BDS DRCT PMT G/O UT B/E TAXABLE FSA CPN 8.000% DUE 12/01/30 DTD 12/30/09 FC 06/01/10 CALL 12/01/20 @ 100.000 Moody NR, S&P AA- CUSIP 570612EN7 Acquired 01/04/12 S nc	0.46	140,000	113.61 114.90	159,063.04 160,860.00	112.9880	158,183.20	-879.84	933.33	11,200.00	7.08
GARDEN GROVE CA PUB FING AUTH REV TXBL WTR SER C RECOVERY ZONE ECON DEV CPN 6.389% DUE 12/15/30 DTD 05/13/10 FC 12/15/11 CALL 12/15/20 @ 100.000 S&P AA CUSIP 365273BM2 Acquired 02/28/12 S nc	0.28	90,000	112.06 113.07	100,854.02 101,771.10	109.0910	98,181.90	-2,672.12	255.56	5,750.10	5.85
BAYONNE NJ REF-TAXABLE- PENSION G/O UNLTD B/E MBIA-RE FGIC CPN 5.680% DUE 01/15/33 DTD 01/15/03 FC 07/15/03 Moody A1, S&P NR CUSIP 072887TS1 Acquired 01/28/11 L nc	0.51	170,000	89.99 89.55	152,986.79 152,235.00	103.4490	175,863.30	22,876.51	4,452.49	9,656.00	5.49
BEAUMONT CA UNI SCH DIST TAXABLE B BUILD AMER BDS G/O ASSURED GUAR TXBL CPN 7.471% DUE 08/01/34 DTD 12/22/09 FC 08/01/10 CALL 08/01/19 @ 100.000 Moody AA3, S&P AA- CUSIP 074437CF9 Acquired 10/25/12 S nc	0.36	105,000	119.45 119.88	125,432.84 125,877.15	118.2600	124,173.00	-1,259.84	3,268.56	7,844.55	6.31

**KLEIN FAMILY FOUNDATION
ACCOUNT #1**

 DECEMBER 1 - DECEMBER 31, 2012
 ACCOUNT NUMBER 1594-0357

Fixed Income Securities
Taxable Municipal Bonds continued

DESCRIPTION	% OF ACCOUNT	QUANTITY	ADJ PRICE/ ORIG PRICE	ADJ COST/ ORIG COST	CURRENT PRICE	CURRENT MARKET VALUE	UNREALIZED GAIN/LOSS	ESTIMATED		
								ACCRUED INTEREST	ANNUAL INCOME	ANNUAL YIELD (%)
ONTARIO MONTCLAIR CA S/D ELCTN 08 SR D BLD AMR BD G/O UT B/E TXBL ASSURED CPN 7 535% DUE 08/01/34 DTD 12/01/09 FC 02/01/10 CALL 08/01/19 @ 100 000 Moody AA3 , S&P AA- CUSIP 683119DU2										
Acquired 02/15/12 S nc	0 12	35,000	112 73 114 10	39,457 20 39,935 00	118 6240	41,518 40	2,061 20	1,098 85	2,637 25	6 35
OAKLAND CA USD ALAMEDA CNTY BABS SER B G/O UT B/E TAXABLE CPN 9 500% DUE 08/01/34 DTD 08/12/09 FC 02/01/10 CALL 08/01/19 @ 100 000 Moody WR CUSIP 672325TS6										
Acquired 10/10/11 L nc		150,000	111 08 112 60	166,629 34 168,900 00		180,183 00	13,553 66			
Acquired 10/10/11 L nc		100,000	111 08 112 60	111,086 23 112,600 00		120,122 00	9,035 77			
Total	0.87	250,000		\$277,715 57 \$281,500 00	120 1220	\$300,305 00	\$22,589.43	\$9,895 83	\$23,750.00	7.91
TORRANCE CA UNI SCH DIST BUILD AMER BD B 2 MEASURE Y G/O B/E TXBL CPN 7 100% DUE 08/01/34 DTD 10/29/09 FC 02/01/10 CALL 08/01/19 @ 100 000 Moody AA2 , S&P AA- CUSIP 891381G66										
Acquired 02/17/12 S nc	0 15	45,000	114 46 116 04	51,507 31 52,219 35	116 1500	52,267 50	760 19	1 331 25	3,195 00	6 11


**KLEIN FAMILY FOUNDATION
ACCOUNT #1**

DECEMBER 1 - DECEMBER 31, 2012
ACCOUNT NUMBER 1594-0357

Fixed Income Securities
Taxable Municipal Bonds continued

DESCRIPTION	% OF ACCOUNT	QUANTITY	ADJ PRICE/ ORIG PRICE	ADJ COST/ ORIG COST	CURRENT PRICE	CURRENT MARKET VALUE	UNREALIZED GAIN/LOSS	ESTIMATED		
								ACCRUED INTEREST	ANNUAL INCOME	ANNUAL YIELD (%)
WEST CONTRA COSTA CA UNI										
SCH DIST ELECTION 2005										
SER C 2 G/O B/E TXBL										
CPN 8.460% DUE 08/01/34										
DTD 08/26/09 FC 02/01/10										
CALL 08/01/19 @ 100.000										
Moody AA3 , S&P A+										
CUSIP 952347VB5										
Acquired 09/02/09 L nc		125,000	103.82	129,779.51		154,695.00	24,915.49			
			105.12	131,406.25						
Acquired 11/21/11 L nc		10,000	114.78	11,478.47		12,375.60	897.13			
			116.75	11,675.00						
Total	0.48	135,000		\$141,257.98	123.7560	\$167,070.60	\$25,812.62	\$4,758.75	\$11,421.00	6.84
				\$143,081.25						
CHICAGO IL TAXABLE PROJ										
SER C 1 G/O B/E TXBL										
CPN 7.781% DUE 01/01/35										
DTD 01/26/11 FC 07/01/11										
Moody AA3 , S&P A+										
CUSIP 167486MM8										
Acquired 02/04/11 L nc	0.94	250,000	100.78	251,950.65	130.0910	325,227.50	73,276.85	9,726.25	19,452.50	5.98
			100.80	252,000.00						
CORONA NORCO CA USD										
BUILD AMER BDS D DIRECT										
PMT G/O UNLTD B/E TXBL										
CPN 7.343% DUE 08/01/35										
DTD 12/17/09 FC 02/01/10										
CALL 08/01/19 @ 100.000										
Moody AA2 , S&P AA-										
CUSIP 219764LM7										
Acquired 12/03/09 L nc	0.68	200,000	101.40	202,803.25	117.5320	235,064.00	32,260.75	6,119.17	14,686.00	6.24
			101.85	203,700.00						

**KLEIN FAMILY FOUNDATION
ACCOUNT #1**

 DECEMBER 1 - DECEMBER 31, 2012
 ACCOUNT NUMBER 1594-0357

Fixed Income Securities
Taxable Municipal Bonds continued

DESCRIPTION	% OF ACCOUNT	QUANTITY	ADJ PRICE/ ORIG PRICE	ADJ COST/ ORIG COST	CURRENT PRICE	CURRENT MARKET VALUE	UNREALIZED GAIN/LOSS	ESTIMATED		
								ACCRUED INTEREST	ANNUAL INCOME	ANNUAL YIELD (%)
NASSAU CNTY NY TAXABLE GEN IMPT SER F BUILD AMER BDS G/O B/E TXBL CPN 7.400% DUE 10/01/35 DTD 12/16/10 FC 04/01/11 CALL 10/01/20 @ 100.000 Moody A2 , S&P A+ CUSIP 63165TFX8										
Acquired 12/20/10 L nc		100,000	101.95 102.30	101,956.00 102,300.00		113,398.00	11,442.00			
Acquired 01/10/11 L nc		225,000	103.65 104.30	233,215.30 234,675.00		255,145.50	21,930.20			
Acquired 11/14/11 L nc		30,000	109.90 111.00	32,971.15 33,300.00		34,019.40	1,048.25			
Acquired 11/21/11 L nc		65,000	110.10 111.20	71,566.75 72,280.00		73,708.70	2,141.95			
Acquired 01/05/12 S nc		25,000	110.30 111.30	27,577.04 27,825.00		28,349.50	772.46			
Acquired 01/10/12 S nc		25,000	110.72 111.75	27,680.17 27,937.50		28,349.50	669.33			
Acquired 03/22/12 S nc		95,000	111.24 112.11	105,686.42 106,511.15		107,728.10	2,041.68			
Acquired 03/23/12 S nc		90,000	110.84 111.67	99,757.18 100,505.70		102,058.20	2,301.02			
Acquired 07/23/12 S nc		10,000	115.31 116.00	11,531.67 11,600.00		11,339.80	-191.87			
Total	2.18	665,000		\$711,941.68 \$716,934.35	113.3980	\$754,096.70	\$42,155.02	\$12,302.50	\$49,210.00	6.53
CALIFORNIA ST VAR PURP BUILD AMER BDS B/O UNLTD B/E TAXABLE CPN 7.950% DUE 03/01/36 DTD 04/01/10 FC 09/01/10 CALL 03/01/20 @ 100.000 Moody A1 S&P A- CUSIP 13063BFV9										
Acquired 02/09/11 L nc		115,000	103.62 104.30	119,167.98 119,945.00		142,275.70	23,107.72			
Acquired 08/30/11 L nc		220,000	112.45 114.25	247,395.92 251,363.20		272,179.60	24,783.68			


**KLEIN FAMILY FOUNDATION
ACCOUNT #1**

DECEMBER 1 - DECEMBER 31, 2012
ACCOUNT NUMBER 1594-0357

Fixed Income Securities
Taxable Municipal Bonds continued

DESCRIPTION	% OF ACCOUNT	QUANTITY	ADJ PRICE/ ORIG PRICE	ADJ COST/ ORIG COST	CURRENT PRICE	CURRENT MARKET VALUE	UNREALIZED GAIN/LOSS	ESTIMATED		
								ACCRUED INTEREST	ANNUAL INCOME	ANNUAL YIELD (%)
Acquired 08/31/11 L nc		225,000	112 50	253,125 00		278,365 50	25,240 50			
			114 29	257,163 75						
Acquired 08/31/11 L nc		70,000	112 46	78,726 39		86,602 60	7,876 21			
			114 25	79,979 20						
Acquired 09/20/11 L nc		30,000	113 71	34,113 65		37,115 40	3,001 75			
			115 62	34,687 50						
Acquired 10/03/11 L nc		20,000	113 58	22,717 24		24,743 60	2,026 36			
			115 42	23,085 00						
Acquired 10/12/11 L nc		140,000	111 02	155,429 31		173,205 20	17,775 89			
			112 44	157,425 80						
Acquired 10/24/11 L nc		135,000	112 06	151,284 98		167,019 30	15,734 32			
			113 60	153,360 00						
Acquired 11/14/11 L nc		100,000	113 80	113,801 54		123,718 00	9,916 46			
			115 50	115,500 00						
Acquired 11/15/11 L nc		110,000	114 46	125,911 91		136,089 80	10,177 89			
			116 25	127,875 00						
Acquired 01/09/12 S nc		105,000	114 51	120,241 98		129,903 90	9,661 92			
			116 07	121,878 75						
Acquired 01/17/12 S nc		50,000	117 14	58,570 57		61,859 00	3,288 43			
			118 97	59,487 50						
Acquired 01/18/12 S nc		60,000	116 46	69,876 96		74,230 80	4,353 84			
			118 20	70,920 00						
Acquired 01/25/12 S nc		75,000	116 31	87,234 57		92,788 50	5,553 93			
			118 00	88,500 00						
Acquired 02/03/12 S nc		110,000	117 51	129,267 02		136,089 80	6,822 78			
			119 30	131,230 00						
Acquired 02/17/12 S nc		70,000	118 44	82,909 76		86,602 60	3,692 84			
			120 25	84,175 00						
Acquired 02/17/12 S nc		10,000	117 89	11,789 43		12,371 80	582 37			
			119 64	11,964 20						
Acquired 02/28/12 S nc		25,000	119 07	29,768 79		30,929 50	1,160 71			
			120 90	30,225 00						
Acquired 03/09/12 S nc		5,000	115 32	5,766 48		6,185 90	419 42			
			116 70	5,835 15						
Acquired 04/11/12 S nc		75,000	118 82	89,115 44		92,788 50	3,673 06			
			120 35	90,262 50						
Acquired 07/05/12 S nc		125,000	120 75	150,939 48		154,647 50	3,708 02			
			121 90	152,375 00						
Total	6.72	1,875,000		\$2,137,154.40	123.7180	\$2,319,712.50	\$182,558.10	\$49,687.50	\$149,062.50	6.43
				\$2,167,237.55						

**KLEIN FAMILY FOUNDATION
ACCOUNT #1**

 DECEMBER 1 - DECEMBER 31, 2012
 ACCOUNT NUMBER 1594-0357

Fixed Income Securities
Taxable Municipal Bonds continued

DESCRIPTION	% OF ACCOUNT	QUANTITY	ADJ PRICE/ ORIG PRICE	ADJ COST/ ORIG COST	CURRENT PRICE	CURRENT MARKET VALUE	UNREALIZED GAIN/LOSS	ESTIMATED		
								ACCRUED INTEREST	ANNUAL INCOME	ANNUAL YIELD (%)
OAK PARK MI TAXABLE FAC FING RECOVERY G/O UNLTD B/E TXBL CPN 7.000% DUE 05/01/36 DTD 11/01/10 FC 05/01/11 CALL 05/01/20 @ 100.000 Moody A1 , S&P A+ CUSIP 671664PH7 Acquired 09/15/11 L nc	0.32	100,000	106.07 106.88	106,070.98 106,880.00	111.0420	111,042.00	4,971.02	1,166.67	7,000.00	6.30
NASSAU CNTY NY TXBL GEN IMPT SER B BUILD AMERICA BONDS G/O B/E CPN 6.700% DUE 04/01/37 DTD 06/24/10 FC 10/01/10 CALL 04/01/20 @ 100.000 Moody A2 , S&P A+ CUSIP 63165TCY9 Acquired 02/08/11 L nc Acquired 02/10/11 L nc Acquired 02/18/11 L nc Acquired 11/14/11 L nc Acquired 11/21/11 L nc Acquired 01/18/12 S nc Acquired 02/15/12 S nc Acquired 03/19/12 S nc Acquired 03/29/12 S nc Acquired 04/09/12 S nc		150,000 200,000 100,000 20,000 35,000 15,000 10,000 150,000 100,000 30,000	93.75 94.02 93.67 93.50 104.84 105.42 107.16 108.02 106.35 107.00 107.78 108.52 109.39 110.20 109.50 110.30 109.95 110.76	140,625.00 188,050.00 93,678.79 93,500.00 20,968.76 21,084.00 37,508.45 37,807.35 15,953.66 16,050.00 10,778.99 10,852.50 164,085.89 165,307.50 109,505.37 110,300.00 32,986.44 33,228.00		165,046.50 220,062.00 110,031.00 22,006.20 38,510.85 16,504.65 11,003.10 165,046.50 110,031.00 33,009.30	24,421.50 32,012.00 16,352.21 1,037.44 1,002.40 550.99 224.11 960.61 525.63 22.86			
Total	2.58	810,000		\$814,141.35 \$816,804.35	110.0310	\$891,251.10	\$77,109.75	\$13,567.50	\$54,270.00	6.09


**KLEIN FAMILY FOUNDATION
ACCOUNT #1**

DECEMBER 1 - DECEMBER 31, 2012
ACCOUNT NUMBER 1594-0357

Fixed Income Securities
Taxable Municipal Bonds continued

DESCRIPTION	% OF ACCOUNT	QUANTITY	ADJ PRICE/ ORIG PRICE	ADJ COST/ ORIG COST	CURRENT PRICE	CURRENT MARKET VALUE	UNREALIZED GAIN/LOSS	ESTIMATED		
								ACCRUED INTEREST	ANNUAL INCOME	ANNUAL YIELD (%)
WATERBURY CT PENSION G/O B/E TXBL CPN 7.089% DUE 12/01/38 DTD 09/17/09 FC 12/01/09 Moody NR, S&P A CUSIP 941247N20 Acquired 09/08/09 L nc	0.32	100,000	101.01 101.05	101,010.50 101,050.00	111.8480	111,848.00	10,837.50	590.75	7,089.00	6.33
PORT ST LUCIE FL STRMWTR UTIL RV SR B RECOVERY ZN ECON DV BDS TXBL ASSURED CPN 7.376% DUE 05/01/39 DTD 01/15/10 FC 05/01/10 CALL 05/01/20 @ 100.000 Moody AA3, S&P AA- CUSIP 735351CH9 Acquired 02/15/12 S nc	0.17	50,000	115.31 116.77	57,656.05 58,386.50	116.8340	58,417.00	760.95	614.67	3,688.00	6.31
SAN BERNARDINO CA CCD ELEC OF 2008 SER C BUILD AMER BDS G/O LTD TXBL CPN 7.430% DUE 08/01/39 DTD 06/18/09 FC 02/01/10 Moody AA2, S&P AA- CUSIP 796720GJ3 Acquired 07/22/09 L nc	0.56	150,000	104.82 105.01	157,233.86 157,522.50	130.0050	195,007.50	37,773.64	4,643.75	11,145.00	5.71
SOUTHWESTERN CCD CA ELCTN 08 B BUILD AMR BDS DRCT PMT G/O UT B/E TXBL CPN 7.230% DUE 08/01/39 DTD 11/05/09 FC 02/01/10 CALL 08/01/19 @ 100.000 Moody AA2, S&P AA- CUSIP 845389DY8 Acquired 07/17/12 S nc	0.52	155,000	118.06 119.12	182,998.48 184,643.75	115.5860	179,158.30	-3,840.18	4,669.38	11,206.50	6.25

**KLEIN FAMILY FOUNDATION
ACCOUNT #1**

 DECEMBER 1 - DECEMBER 31, 2012
 ACCOUNT NUMBER 1594-0357

Fixed Income Securities
Taxable Municipal Bonds continued

DESCRIPTION	% OF ACCOUNT	QUANTITY	ADJ PRICE/ ORIG PRICE	ADJ COST/ ORIG COST	CURRENT PRICE	CURRENT MARKET VALUE	UNREALIZED GAIN/LOSS	ESTIMATED		
								ACCRUED INTEREST	ANNUAL INCOME	ANNUAL YIELD (%)
BRENTWOOD CA INFRA FING AUTH LSE REV CIVIC CTR PROJ SER A B/E CPN 7.647% DUE 10/01/39 DTD 10/27/09 FC 04/01/10 CALL 10/01/19 @ 100.000 Moody NR , S&P AA- CUSIP 10727YAU0 Acquired 11/16/12 S nc										
	0.10	30,000	117.85 118.10	35,355.08 35,430.00	113.9520	34,185.60	-1,169.48	573.53	2,294.10	6.71
PEND OREILLE WA PUD #001 BOX CANYON RV PROD SYS B BLD AMR BD B/E TAXABLE CPN 7.352% DUE 01/01/40 DTD 10/20/09 FC 01/01/10 CALL 01/01/19 @ 100.000 Moody A3 , S&P NR CUSIP 706643BK8 Acquired 02/03/12 S nc										
	0.50	150,000	110.44 111.73	165,661.96 167,598.00	114.6250	171,937.50	6,275.54	5,514.00	11,028.00	6.41
REDONDO BCH CA UNI SCH DIST ELECTION 2008 D BUILD AMER BDS DIRECT CPN 6.461% DUE 08/01/40 DTD 09/07/10 FC 02/01/11 CALL 08/01/20 @ 100.000 Moody NR , S&P A+ CUSIP 757710KN7 Acquired 11/28/12 S nc										
	0.32	100,000	112.25 112.35	112,255.23 112,357.00	109.3860	109,386.00	-2,869.23	2,692.08	6,461.00	5.90


**KLEIN FAMILY FOUNDATION
ACCOUNT #1**

DECEMBER 1 - DECEMBER 31, 2012
ACCOUNT NUMBER 1594-0357

Fixed Income Securities
Taxable Municipal Bonds continued

DESCRIPTION	% OF ACCOUNT	QUANTITY	ADJ PRICE/ ORIG PRICE	ADJ COST/ ORIG COST	CURRENT PRICE	CURRENT MARKET VALUE	UNREALIZED GAIN/LOSS	ESTIMATED		
								ACCRUED INTEREST	ANNUAL INCOME	ANNUAL YIELD (%)
FLORIDA ST GOVERNMENTAL UTIL AUTH UTIL REV TXBL REF ALOHA UTIL BABS CPN 6 548% DUE 10/01/40 DTD 10/13/10 FC 04/01/11 CALL 10/01/20 @ 100 000 Moody A2 , S&P NR CUSIP 34281PLE1 Acquired 02/15/12 S nc	0 16	50,000	107 61 108 27	53,805 75 54,137 50	112 0850	56,042 50	2,236 75	818 50	3,274 00	5 84
HAYWARD CA UNI SCH DIST TAXABLE ELECTION 2008 SER C BABS G/O B/E AGM CPN 7 350% DUE 08/01/43 DTD 07/01/10 FC 02/01/11 CALL 08/01/20 @ 100 000 Moody AA3 , S&P AA- CUSIP 4212902E6 Acquired 10/31/11 L nc		100,000	107 39 108 25	107,399 66 108,250 00		117,433 00	10,033 34			
Acquired 11/09/11 L nc		150,000	107 91 108 80	161,867 53 163,200 00		176,149 50	14,281 97			
Acquired 12/07/11 L nc		125,000	108 92 109 87	136,158 64 137,343 75		146,791 25	10,632 61			
Acquired 01/05/12 S nc		200,000	111 57 112 75	223,159 59 225,500 00		234,866 00	11,706 41			
Acquired 01/05/12 S nc		115,000	111 57 112 75	128,316 76 129,662 50		135,047 95	6,731 19			
Acquired 01/18/12 S nc		50,000	111 93 113 10	55,965 99 56,550 00		58,716 50	2,750 51			
Acquired 01/23/12 S nc		50,000	111 71 112 85	55,857 08 56,425 00		58,716 50	2,859 42			
Acquired 02/21/12 S nc		30,000	110 93 111 90	33,280 69 33,570 00		35,229 90	1,949 21			
Acquired 04/09/12 S nc		75,000	113 94 115 00	85,457 43 86,250 00		88,074 75	2,617 32			
Acquired 07/05/12 S nc		180,000	115 12 115 90	207,232 04 208,620 00		211,379 40	4,147 36			
Acquired 07/05/12 S nc		50,000	115 12 115 90	57,564 46 57,950 00		58,716 50	1,152 04			

**KLEIN FAMILY FOUNDATION
ACCOUNT #1**

 DECEMBER 1 - DECEMBER 31, 2012
 ACCOUNT NUMBER 1594-0357

Fixed Income Securities
Taxable Municipal Bonds continued

DESCRIPTION	% OF ACCOUNT	QUANTITY	ADJ PRICE/ ORIG PRICE	ADJ COST/ ORIG COST	CURRENT PRICE	CURRENT MARKET VALUE	UNREALIZED GAIN/LOSS	ESTIMATED		
								ACCRUED INTEREST	ANNUAL INCOME	ANNUAL YIELD (%)
Acquired 07/17/12 S nc		80,000	115 45	92,363 55		93,946 40	1,582 85			
			116 20	92,960 00						
Acquired 07/25/12 S nc		115,000	115 21	132,491 67		135,047 95	2,556 28			
			115 90	133,285 00						
Acquired 08/10/12 S nc		155,000	115 61	179,199 22		182,021 15	2,821 93			
			116 25	180,187 50						
Acquired 10/16/12 S nc		45,000	116 88	52,598 91		52,844 85	245 94			
			117 25	52,762 50						
Total	5.17	1,520,000		\$1,708,913.22	117.4330	\$1,784,981.60	\$76,068.38	\$46,550.00	\$111,720.00	6.26
				\$1,722,516.25						
NAPA VLY CA UNI SCH DIST BUILD AMER BDS SER B G/O BIE TXBL CPN 8 100% DUE 08/01/44 DTD 08/04/09 FC 02/01/10 CALL 08/01/19 @ 100 000 Moody AA2 , S&P AA- CUSIP 630361Z97										
Acquired 07/28/09 L nc	0 35	100,000	102 29	102,296 64	119 3670	119,367 00	17,070 36	3,375 00	8,100 00	6 78
			103 10	103,107 00						
TULARE CA SWR REV BUILD AMER BDS SER B BIE AGM OID TXBL CPN 8 750% DUE 11/15/44 DTD 06/30/09 FC 11/15/09 CALL 11/15/19 @ 100 000 Moody AA3 , S&P AA- CUSIP 899124HA2										
Acquired 08/24/12 S nc		150,000	123 81	185,727 34		185,809 50	82 16			
			124 80	187,200 00						
Acquired 08/28/12 S nc		135,000	124 02	167,433 19		167,228 55	-204 64			
			125 00	168,750 00						
Acquired 09/10/12 S nc		75,000	124 46	93,349 41		92,904 75	-444 66			
			125 36	94,022 25						
Acquired 09/13/12 S nc		90,000	124 16	111,745 20		111,485 70	-259 50			
			125 00	112,504 50						
Acquired 10/05/12 S nc		35,000	124 14	43,450 01		43,355 55	-94 46			
			124 80	43,680 00						


**KLEIN FAMILY FOUNDATION
ACCOUNT #1**

DECEMBER 1 - DECEMBER 31, 2012
ACCOUNT NUMBER 1594-0357

Fixed Income Securities
Taxable Municipal Bonds continued

DESCRIPTION	% OF ACCOUNT	QUANTITY	ADJ PRICE/ ORIG PRICE	ADJ COST/ ORIG COST	CURRENT PRICE	CURRENT MARKET VALUE	UNREALIZED GAIN/LOSS	ESTIMATED		
								ACCRUED INTEREST	ANNUAL INCOME	ANNUAL YIELD (%)
Acquired 10/10/12 S nc		85,000	123 87	105,289 65		105,292 05	2 40			
			124 48	105,813 95						
Acquired 10/17/12 S nc		50,000	123 92	61,962 13		61,936 50	-25 63			
			124 48	62,243 50						
Acquired 11/19/12 S nc		145,000	124 03	179,856 94		179,615 85	-241 09			
			124 33	180,278 50						
Total	2.74	765,000		\$948,813.87	123.8730	\$947,628.45	-\$1,185.42	\$8,553 13	\$66,937.50	7.06
				\$954,492.70						
Total Taxable Municipal Bonds	79.08	23,450,000		\$24,911,280.30		\$27,311,544.90	\$2,400,264.60	\$474,421.11	\$1,581,960.20	5.79
				\$25,080,837.10						
Total Fixed Income Securities	89.72			\$28,361,661.64		\$30,986,765.45	\$2,625,103.81	\$522,962.99	\$1,729,488.95	5.58
				\$28,510,002.05						

nc Cost information for this tax lot is not covered by IRS reporting requirements. Unless indicated, cost for all other lots will be reported to the IRS

Mutual Funds
Closed End Mutual Funds

Closed End Fund shares are priced at the market which may be more or less than its net asset value

DESCRIPTION	% OF ACCOUNT	QUANTITY	ADJ PRICE/ ORIG PRICE	ADJ COST/ ORIG COST	CURRENT PRICE	CURRENT MARKET VALUE	UNREALIZED GAIN/LOSS	ESTIMATED	
								ANNUAL INCOME	ANNUAL YIELD (%)
NUVEEN PREFERRED INCOME									
OPPORTUNITIES FUND									
JPC - HELD IN MARGIN									
Acquired 12/27/05 L nc		3,400	11 90	38,652 84		33,014 00	-5,638 84		
Acquired 12/27/05 L nc		500	11 91	5,689 20		4,855 00	-834 20		
Acquired 12/27/05 L nc		1,500	11 91	17,067 69		14,565 00	-2,502 69		
Acquired 12/27/05 L nc		2,100	11 92	23,915 76		20,391 00	-3,524 76		
Total	0.21	7,500		\$85,325.49	9.7100	\$72,825.00	-\$12,500.49	\$5,700.00	7.83
WESTERN ASSET HIGH INC									
OPPORTUNITY FUND INC									
HIO - HELD IN MARGIN									
On Reinvestment									
Acquired UNKNOWN O nc		168	6.81	1,144.83		1,081.92	-62.91		

**KLEIN FAMILY FOUNDATION
ACCOUNT #1**

 DECEMBER 1 - DECEMBER 31, 2012
 ACCOUNT NUMBER 1594-0357

Additional information

	THIS PERIOD	THIS YEAR		THIS PERIOD	THIS YEAR
Accrued interest on sales	0 00	80,001 39	Accrued interest on purchases	0 00	-146,501 54
Exempt accrued interest on sales	0 00	2,970 00	Gross proceeds	15,000 00	7,442,045 69

Expense tracking summary

	THIS PERIOD	THIS YEAR		THIS PERIOD	THIS YEAR
1	134,560 00	1,018,171 00	V Vehicle/Transportation	0 00	2,500 00
2	0 00	2,500,000 00	Unspecified	280,000 00	350,580 00
U Utilities	0 00	1,250 00			
Total			Total	414,560.00	3,872,501.00

Portfolio detail
Cash and Sweep Balances

DESCRIPTION	% OF ACCOUNT	CURRENT MARKET VALUE	ESTIMATED ANNUAL INCOME
Cash	0 00	7 41	0 00
Total Cash and Sweep Balances	0.00	\$7.41	\$0 00
Margin balance	0 00	-47,737 62	0 00

Stocks, options & ETFs
Stocks and ETFs

DESCRIPTION	% OF ACCOUNT	QUANTITY	ADJ PRICE/ ORIG PRICE	ADJ COST/ ORIG COST	CURRENT PRICE	CURRENT MARKET VALUE	UNREALIZED GAIN/LOSS	ESTIMATED ANNUAL INCOME	ANNUAL YIELD (%)
CITIGROUP INC NEW C - HELD IN MARGIN Acquired 01/18/08 L nc	0 50	4,384	34 21	149,999 52	39 5600	173,431 04	23,431 52	175 36	0 10
FORD MOTOR COMPANY F									
Acquired 02/25/11 L		9,100	14 94	135,986 76		117,845 00	-18,141 76		
Acquired 02/25/11 L		600	14 93	8,965 56		7,770 00	-1,195 56		
Acquired 02/25/11 L		300	14 93	4,482 93		3,885 00	-597 93		


**KLEIN FAMILY FOUNDATION
ACCOUNT #1**

DECEMBER 1 - DECEMBER 31, 2012
ACCOUNT NUMBER 1594-0357

Stocks, options & ETFs
Stocks and ETFs continued

DESCRIPTION	% OF ACCOUNT	QUANTITY	ADJ PRICE/ ORIG PRICE	ADJ COST/ ORIG COST	CURRENT PRICE	CURRENT MARKET VALUE	UNREALIZED GAIN/LOSS	ESTIMATED	
								ANNUAL INCOME	ANNUAL YIELD (%)
Total	0.37	10,000		\$149,435.25	12.9500	\$129,500.00	-\$19,935.25	\$2,000.00	1.54
UNITED STATES STEEL CORP NEW X									
Acquired 04/10/12 S		12,500	27.00	337,536.00		298,125.00	-39,411.00		
Acquired 05/18/12 S		4,000	21.51	86,104.00		95,400.00	9,296.00		
Total	1.14	16,500		\$423,640.00	23.8500	\$393,525.00	-\$30,115.00	\$3,300.00	0.84
Total Stocks and ETFs	2.02			\$723,074.77		\$696,456.04	-\$26,618.73	\$5,475.36	0.79
Total Stocks, options & ETFs	2.02			\$723,074.77		\$696,456.04	-\$26,618.73	\$5,475.36	0.79

nc Cost information for this tax lot is not covered by IRS reporting requirements. Unless indicated, cost for all other lots will be reported to the IRS.

Fixed Income Securities

Corporate and municipal bonds and other fixed income securities are priced by a computerized pricing service or, for less actively traded issues, by utilizing a yield-based matrix system to arrive at an estimated market value.

Corporate Bonds

DESCRIPTION	% OF ACCOUNT	QUANTITY	ADJ PRICE/ ORIG PRICE	ADJ COST/ ORIG COST	CURRENT PRICE	CURRENT MARKET VALUE	UNREALIZED GAIN/LOSS	ESTIMATED		
								ACCRUED INTEREST	ANNUAL INCOME	ANNUAL YIELD (%)
LEHMAN BROS HOLDINGS ESC ESCROW CUSIP GLOBAL NOTES CPN 6.625% DUE 01/18/12 DTD 01/10/02 FC 07/18/02 CUSIP 525ESC3F4										
Acquired 04/17/12 S nc		25,000	N/A## ✓	N/A	N/A*	N/A ✓	N/A	N/A	N/A	N/A
HSBC FINANCE CORP NOTES CPN 5.500% DUE 01/19/16 DTD 01/19/06 FC 07/19/06 Moody BAA1, S&P A CUSIP 40429CFN7										
Acquired 10/24/08 L nc	0.55	170,000	92.43 84.08	157,135.58 142,942.80	111.1940	189,029.80	31,894.22	4,207.50	9,350.00	4.94


**KLEIN FAMILY FOUNDATION
ACCOUNT #1**

DECEMBER 1 - DECEMBER 31, 2012
ACCOUNT NUMBER 1594-0357

Fixed Income Securities
Taxable Municipal Bonds continued

DESCRIPTION	% OF ACCOUNT	QUANTITY	ADJ PRICE/ ORIG PRICE	ADJ COST/ ORIG COST	CURRENT PRICE	CURRENT MARKET VALUE	UNREALIZED GAIN/LOSS	ESTIMATED	
								ACCRUED INTEREST	ANNUAL INCOME
Acquired 10/10/12 S nc		85,000	123.87	105,289.65		105,292.05	2.40		
			124.48	105,813.95					
Acquired 10/17/12 S nc		50,000	123.92	61,962.13		61,936.50	-25.63		
			124.48	62,243.50					
Acquired 11/19/12 S nc		145,000	124.03	179,856.94		179,615.85	-241.09		
			124.33	180,278.50					
Total	2.74	765,000		\$948,813.87	123.8730	\$947,628.45	-\$1,185.42	\$8,553.13	\$66,937.50
				\$954,492.70					7.06
Total Taxable Municipal Bonds	79.08	23,450,000		\$24,911,280.30		\$27,311,544.90	\$2,400,264.60	\$474,421.11	\$1,581,960.20
				\$25,080,837.10					5.79
Total Fixed Income Securities	89.72			\$28,361,661.64		\$30,986,765.45	\$2,625,103.81	\$522,962.99	\$1,729,488.95
				\$28,510,002.05					5.58

nc Cost information for this tax lot is not covered by IRS reporting requirements. Unless indicated, cost for all other lots will be reported to the IRS.

Mutual Funds
Closed End Mutual Funds

Closed End Fund shares are priced at the market which may be more or less than its net asset value.

DESCRIPTION	% OF ACCOUNT	QUANTITY	ADJ PRICE/ ORIG PRICE	ADJ COST/ ORIG COST	CURRENT PRICE	CURRENT MARKET VALUE	UNREALIZED GAIN/LOSS	ESTIMATED	
								ANNUAL INCOME	ANNUAL YIELD (%)
NUVEEN PREFERRED INCOME OPPORTUNITIES FUND JPC - HELD IN MARGIN									
Acquired 12/27/05 L nc		3,400	11.90	38,652.84		33,014.00	-5,638.84		
Acquired 12/27/05 L nc		500	11.91	5,689.20		4,855.00	-834.20		
Acquired 12/27/05 L nc		1,500	11.91	17,067.69		14,565.00	-2,502.69		
Acquired 12/27/05 L nc		2,100	11.92	23,915.76		20,391.00	-3,524.76		
Total	0.21	7,500		\$85,325.49	9.7100	\$72,825.00	-\$12,500.49	\$5,700.00	7.83
WESTERN ASSET HIGH INC OPPORTUNITY FUND INC HIO - HELD IN MARGIN On Reinvestment									
Acquired UNKNOWN O nc		168	6.81	1,144.83		1,081.92	-62.91		

**KLEIN FAMILY FOUNDATION
ACCOUNT #1**

 DECEMBER 1 - DECEMBER 31, 2012
ACCOUNT NUMBER 1594-0357

Mutual Funds
Closed End Mutual Funds continued

DESCRIPTION	% OF ACCOUNT	QUANTITY	ADJ PRICE/ ORIG PRICE	ADJ COST/ ORIG COST	CURRENT PRICE	CURRENT MARKET VALUE	UNREALIZED GAIN/LOSS	ESTIMATED	
								ANNUAL INCOME	ANNUAL YIELD (%)
Acquired 12/19/00 L nc		10,000	8 32	83,276 00		64,399 90	-18,876 10		
Reinvestments L nc		2,702 22000	6 04	16,327 59		17,402 35	1,074 76		
Reinvestments S		1,037 83700	6 46	6,710 35		6,683 71	-26 64		
Total	0.26	13,908 05700		\$107,458.77	6.4400	\$89,567 88	-\$17,890 89	\$6,926 21	7 73
Client Investment (Excluding Reinvestments)						\$84,420 83			
Gain/Loss on Client Investment (Including Reinvestments)						\$5,147 05			
Total Closed End Mutual Funds	0.47			\$192,784.26		\$162,392.88	-\$30,391 38	\$12,626.21	7.78
Total Mutual Funds	0.47			\$192,784 26		\$162,392.88	-\$30,391 38	\$12,626.21	7.78

nc Cost information for this tax lot is not covered by IRS reporting requirements. Unless indicated, cost for all other lots will be reported to the IRS.

Preferreds/Fixed Rate Cap Securities

DESCRIPTION	% OF ACCOUNT	QUANTITY	ADJ PRICE/ ORIG PRICE	ADJ COST/ ORIG COST	CURRENT PRICE	CURRENT MARKET VALUE	UNREALIZED GAIN/LOSS	ESTIMATED	
								ANNUAL INCOME	ANNUAL YIELD (%)
AMERICAN INTL GRP 7 70% DUE 12/18/2062 CALL STARTING 12/18/12 AVF - HELD IN MARGIN									
Acquired 09/24/08 L nc	0 29	4,000	6 19	24,768 80	25 4100	101,640 00	76,871 20	7,700 00	7 57
AMERICAN INTNL GRP 6 45% JR SUB NTS DUE 06/15/77 CALL STARTING 6/15/12 AFF - HELD IN MARGIN									
Acquired 05/31/07 L nc	0 58	8,000	25 00	200,000 00	24 9800	199,840 00	-160 00	12,896 00	6 45
BARCLAY BANK PLC 7 75% NON CUM PERPETUAL PFD CALL STARTING 3/15/2013 BCS'C									
Acquired 11/30/07 L nc	0 36	5,000	25 00	125,000 00	25 1800	125,900 00	900 00	9,690 00	7 69
CITIGROUP CAP XV 6 50% DUE 9/15/66 CALL STARTING 9/15/11 C'U - HELD IN MARGIN									
Acquired 09/07/06 L nc	0 29	4,000	25 00	100,000 00	25 1001	100,400 40	400 40	6,500 00	6 47

**KLEIN FAMILY FOUNDATION
ACCOUNT #1**

 DECEMBER 1 - DECEMBER 31, 2012
 ACCOUNT NUMBER 1594-0357

Mutual Funds
Closed End Mutual Funds continued

DESCRIPTION	% OF ACCOUNT	QUANTITY	ADJ PRICE/ ORIG PRICE	ADJ COST/ ORIG COST	CURRENT PRICE	CURRENT MARKET VALUE	UNREALIZED GAIN/LOSS	ESTIMATED	
								ANNUAL INCOME	ANNUAL YIELD (%)
Acquired 12/19/00 L nc		10,000	8 32	83,276 00		64,399 90	-18,876 10		
Reinvestments L nc		2,702 22000	6 04	16,327 59		17,402 35	1,074 76		
Reinvestments S		1,037 83700	6 46	6,710 35		6,683 71	-26 64		
Total	0.26	13,908 05700		\$107,458.77	6.4400	\$89,567 88	-\$17,890 89	\$6,926 21	7.73
Client Investment (Excluding Reinvestments)						\$84,420 83			
Gain/Loss on Client Investment (Including Reinvestments)						\$5 147 05			
Total Closed End Mutual Funds	0.47			\$192,784.26		\$162,392.88	-\$30,391 38	\$12,626 21	7.78
Total Mutual Funds	0.47			\$192,784.26		\$162,392.88	-\$30,391.38	\$12,626.21	7 78

nc Cost information for this tax lot is not covered by IRS reporting requirements Unless indicated cost for all other lots will be reported to the IRS

Preferreds/Fixed Rate Cap Securities

DESCRIPTION	% OF ACCOUNT	QUANTITY	ADJ PRICE/ ORIG PRICE	ADJ COST/ ORIG COST	CURRENT PRICE	CURRENT MARKET VALUE	UNREALIZED GAIN/LOSS	ESTIMATED	
								ANNUAL INCOME	ANNUAL YIELD (%)
AMERICAN INTL GRP 7 70% DUE 12/18/2062 CALL STARTING 12/18/12 AVF - HELD IN MARGIN									
Acquired 09/24/08 L nc	0 29	4,000	6 19	24 768 80	25 4100	101,640 00	76,871 20	7,700 00	7 57
AMERICAN INTNL GRP 6 45% JR SUB NTS DUE 06/15/77 CALL STARTING 6/15/12 AFF - HELD IN MARGIN									
Acquired 05/31/07 L nc	0 58	8,000	25 00	200,000 00	24 9800	199,840 00	-160 00	12,896 00	6 45
BARCLAY BANK PLC 7 75% NON CUM PERPETUAL PFD CALL STARTING 3/15/2013 BCS'C									
Acquired 11/30/07 L nc	0 36	5,000	25 00	125,000 00	25 1800	125,900 00	900 00	9,690 00	7 69
CITIGROUP CAP XV 6 50% DUE 9/15/66 CALL STARTING 9/15/11 C'U - HELD IN MARGIN									
Acquired 09/07/06 L nc	0 29	4,000	25 00	100,000 00	25 1001	100,400 40	400 40	6,500 00	6 47


**KLEIN FAMILY FOUNDATION
ACCOUNT #1**

DECEMBER 1 - DECEMBER 31, 2012
ACCOUNT NUMBER 1594-0357

Preferreds/Fixed Rate Cap Securities

DESCRIPTION	% OF ACCOUNT	QUANTITY	ADJ PRICE/ ORIG PRICE	ADJ COST/ ORIG COST	CURRENT PRICE	CURRENT MARKET VALUE	UNREALIZED GAIN/LOSS	ESTIMATED	
								ANNUAL INCOME	ANNUAL YIELD (%)
CITIGROUP CAP XVI 6 45% DUE 12/31/2066 CALL STARTING 12/31/2011 C'W - HELD IN MARGIN Acquired 11/15/06 L nc	0 29	4,000	25 00	100,000 00	25 0200	100,080 00	80 00	6,448 00	6 44
CITIGROUP CAPITAL X 6 1% TRUPS DUE 9/30/33 CALLABLE 9/30/08 C'R - HELD IN MARGIN Acquired 09/05/03 L nc	0 29	4,000	25 00	100,000 00	24 8699	99,479 60	-520 40	6,100 00	6 13
GOLDMAN SACHS GRP 6 20% NON-CUM PERP PFD CALL STARTING 11/10/10 GS'B - HELD IN MARGIN Acquired 10/21/05 L nc	0 29	4,000	25 00	100,000 00	25 1500	100,600 00	600 00	6,200 00	6 16
HSBC HOLDING PLC 8 125% NON-CUM PERP PFD CALL STARTING 4/15/2013 HCS - HELD IN MARGIN Acquired 04/02/08 L nc	0 44	6,000	25 00	150,000 00	25 3700	152,220 00	2,220 00	12,186 00	8 00
JP MORGAN CHASE 8 625% NON-CUM PERPETUAL MAT CALLABLE START 09/01/13 JPM'I - HELD IN MARGIN Acquired 08/14/08 L nc	0 45	6,000	25 00	150,000 00	25 9700	155,820 00	5,820 00	12,936 00	8 30
LEHMAN BROS HLDG 7 95% NON-CUM PERP PFD ESCROW CALL STARTING 2/15/2013 HELD IN MARGIN Acquired 03/09/12 S Acquired 03/09/12 S		10,000 5,000	N/A## N/A## ✓	N/A N/A	*	N/A N/A ✓	N/A N/A		
Total	0.00	15,000		\$0.00	N/A	\$0.00	\$0.00	N/A	N/A
MERRILL LYNCH 6 45% CAP TR DUE 12/15/2066 CALL STARTING 12/15/11 MER'K - HELD IN MARGIN Acquired 12/07/06 L nc	0 29	4,000	25 00	100,000 00	24 9300	99,720 00	-280 00	6,448 00	6 46

**KLEIN FAMILY FOUNDATION
ACCOUNT #1**

 DECEMBER 1 - DECEMBER 31 2012
 ACCOUNT NUMBER 1594-0357

Preferreds/Fixed Rate Cap Securities

DESCRIPTION	% OF ACCOUNT	QUANTITY	ADJ PRICE/ ORIG PRICE	ADJ COST/ ORIG COST	CURRENT PRICE	CURRENT MARKET VALUE	UNREALIZED GAIN/LOSS	ESTIMATED	
								ANNUAL INCOME	ANNUAL YIELD (%)
MERRILL LYNCH 6 45% PFD CAP TR II DUE 06/15/62 VARIABLE/CALLABLE MER'M - HELD IN MARGIN Acquired 04/25/07 L nc Acquired 10/30/07 L nc		6,000 3,000	25 00 22 68	150,000 00 68,040 00		149,280 00 74,640 00	-720 00 6,600 00		
Total	0.65	9,000		\$218,040 00	24.8800	\$223,920.00	\$5,880 00	\$14,508 00	6.48
MERRILL LYNCH 7 375% PFD CAP TR III DUE 9/15/2062 CALL STARTING 9/15/2012 MER'P - HELD IN MARGIN Acquired 08/15/07 L nc	0 29	4,000	25 00	100,000 00	25 1300	100,520 00	520 00	7,376 00	7 33
MORGAN STANLEY 6 60% TR PFD CAP VI DUE 2/1/46 CALL STARTING 2/1/11 MSJ - HELD IN MARGIN Acquired 01/19/06 L nc	0 29	4,000	25 00	100,000 00	25 2000	100,800 00	800 00	6,600 00	6 54
MORGAN STANLEY 6 45% PFD CAP TRUST VIII 4/15/2067 CALL STARTING 7/15/12 MSK - HELD IN MARGIN Acquired 04/19/07 L nc	0 58	8,000	25 00	200,000 00	24 8900	199,120 00	-880 00	12,896 00	6 47
PRUDENTIAL PLC 6 50% PERPETUAL EXCH CAP SEC CALL STARTING 9/23/10 PUK'A - HELD IN MARGIN Acquired 07/12/05 L nc	0 29	4,000	25 00	100,000 00	25 3000	101,200 00	1,200 00	6,500 00	6 42
RBS CAP FDG TR V 5 9%PFD GTD TR SECS RBS'E - HELD IN MARGIN Acquired 06/26/03 L nc Acquired 07/30/07 L nc Acquired 10/30/07 L nc		5,000 2,000 3,000	25 00 22 00 21 38	125,000 00 44,003 00 64,140 00		101,800 00 40,720 00 61,080 00	-23,200 00 -3,283 00 -3,060 00		
Total	0 59	10,000		\$233,143 00	20 3600	\$203,600.00	-\$29,543 00	N/A	N/A
ROYAL BK SCOTLAND 5 75% SER L NON CUM PFD CALLABLE 9/30/09 RBS'L - HELD IN MARGIN Acquired 06/16/03 L nc	0 26	4,000	25 00	100,000 00	22 1200	88,480 00	-11,520 00	5,752 00	6 50


**KLEIN FAMILY FOUNDATION
ACCOUNT #1**

DECEMBER 1 - DECEMBER 31, 2012
ACCOUNT NUMBER 1594-0357

Preferreds/Fixed Rate Cap Securities

DESCRIPTION	% OF ACCOUNT	QUANTITY	ADJ PRICE/ ORIG PRICE	ADJ COST/ ORIG COST	CURRENT PRICE	CURRENT MARKET VALUE	UNREALIZED GAIN/LOSS	ESTIMATED	
								ANNUAL INCOME	ANNUAL YIELD (%)
WELLS FARGO & CO 8% PFD CALLABLE 12/15/17 SERIES J WFC:J - HELD IN MARGIN Acquired 12/18/07 L nc									
	0.68	8,000	25.00	200,000.00	29.3500	234,800.00	34,800.00	16,000.00	6.81
WELLS FARGO CAP 7.875% CAP XII DUE 3/15/68 CALL STARTING 3/15/2013 BWF - HELD IN MARGIN Acquired 03/05/08 L nc									
	0.59	8,000	25.00	200,000.00	25.3300	202,640.00	2,640.00	15,752.00	7.77
Total Preferreds/Fixed Rate Cap Securities	7.79			\$2,600,951.80		2,690,780.00	\$89,828.20	\$172,488.00	6.41

* This unpriced security is not reflected in your total portfolio value

Cost information for one or more securities is not available. If you have cost information and would like to see it on future statements, contact Your Financial Advisor

nc Cost information for this tax lot is not covered by IRS reporting requirements. Unless indicated, cost for all other lots will be reported to the IRS

Activity detail by date

DATE	ACCOUNT TYPE	TRANSACTION/ CHECK NUMBER	QUANTITY	DESCRIPTION	PRICE	AMOUNT	CASH AND SWEEP BALANCES
12/01				BEGINNING BALANCE			272,613.76
12/03	Cash	DIVIDEND		FORD MOTOR COMPANY 120312 10,000		500.00	
12/03	Cash	INTEREST		BAYONNE NJ RFDG G/O B/E ASSURED GUAR OID B/Q CPN 6.250% DUE 06/01/21 DTD 05/07/09 FC 12/01/09 120112 215,000 AS OF 12/01/12 CUSIP 072887ZQ8		6,718.75	
12/03	Cash	INTEREST		COOK CNTY IL S/D NO 104 ARGO SUMMIT TXBL SER A G/O LTD OID ASSURED GUAR CPN 5.900% DUE 12/01/27 DTD 10/01/09 FC 12/01/09 120112 200,000 CUSIP 214471MU5		5,900.00	

KLEIN FAMILY FOUNDATION #2

DECEMBER 1 - DECEMBER 31, 2012
ACCOUNT NUMBER 6180-3558

Additional information

	THIS PERIOD	THIS YEAR		THIS PERIOD	THIS YEAR
Return of capital	963 05	963 05	Gross proceeds	834,821 01	4,009,143 01

Portfolio detail

Cash and Sweep Balances

Bank Deposit Sweep - Consists of monies held at Wells Fargo Bank, N.A. and (if amounts exceed \$250,000) at one or more other Wells Fargo affiliated banks. These assets are not covered by SIPC, but are instead eligible for FDIC insurance of up to \$250,000 per depositor, per institution, in accordance with FDIC rules. For additional information on the Bank Deposit Sweep for your account, please contact Your Financial Advisor.

DESCRIPTION	% OF ACCOUNT	ANNUAL PERCENTAGE YIELD EARNED*	CURRENT MARKET VALUE	ESTIMATED ANNUAL INCOME
Cash	0 37	0 00	34,821 01	0 00
BANK DEPOSIT SWEEP	0 51	0 03	48,128 65	14 43
Interest Period 12/01/12 - 12/31/12				
Total Cash and Sweep Balances	0 88		\$82,949 66	\$14.43

* APYE measures the total amount of the interest paid on an account based on the interest rate and the frequency of the compounding during the interest period. The annual percentage yield earned is expressed as an annualized rate, based on a 365 day year.

Stocks, options & ETFs

Stocks and ETFs

DESCRIPTION	% OF ACCOUNT	QUANTITY	ADJ PRICE/ ORIG PRICE	ADJ COST/ ORIG COST	CURRENT PRICE	CURRENT MARKET VALUE	UNREALIZED GAIN/LOSS	ESTIMATED	
								ANNUAL INCOME	ANNUAL YIELD (%)
ALCATEL-LUCENT ADR									
ALU									
Acquired 08/30/00 L nc		44 48540	172 52	7,671 52		61 83	-7,609 69		
Acquired 09/19/00 L nc		214 62260	141 15	30,281 26		298 33	-29,982 93		
Acquired 11/21/03 L nc		585 33450	15 68	9,175 84		813 61	-8,362 23		
Acquired 12/08/05 L nc		975 55750	14 37	14,018 64		1,356 03	-12,662 61		
Total	0 03	1,820		\$61,147 26	1 3900	\$2,529.80	-\$58,617.46	N/A	N/A
AMERICAN WTS									
INTERNATIONAL GROUP INC									
EXP 01/19/21									
AIGWS									
Acquired 01/20/11 L nc	0 05	347	16 29	5,652 63	13 8000	4,788 60	-864 03	N/A	N/A


KLEIN FAMILY FOUNDATION #2

DECEMBER 1 - DECEMBER 31, 2012
ACCOUNT NUMBER 6180-3558

Stocks, options & ETFs
Stocks and ETFs continued

DESCRIPTION	% OF ACCOUNT	QUANTITY	ADJ PRICE/ ORIG PRICE	ADJ COST/ ORIG COST	CURRENT PRICE	CURRENT MARKET VALUE	UNREALIZED GAIN/LOSS	ESTIMATED	
								ANNUAL INCOME	ANNUAL YIELD (%)
AMERICAN INTL GROUP INC									
AIG									
Acquired 10/25/04 L nc		200	1,112 00	222,610 00		7,060 00	-215,550 00		
Acquired 11/21/07 L nc		25	1,034 20	25,880 00		882 50	-24,997 50		
Acquired 01/22/08 L nc		100	1,003 00	100,393 00		3,530 00	-96,863 00		
Acquired 11/11/08 L nc		325	42 60	13,909 35		11,472 50	-2,436 85		
Total	0.24	650		\$362,792.35	35.3000	\$22,945.00	-\$339,847.35	N/A	N/A
AOL INC									
AOL									
Acquired 12/19/00 L nc		30 16128	74 45	2,245 11		893 08	-1,352 03		
Acquired 12/26/00 L nc		6 03226	67 27	405 75		178 62	-227 13		
Acquired 11/21/03 L nc		36 19355	26 34	953 35		1,071 69	118 34		
Acquired 11/16/04 L nc		114 61291	29 41	3,369 91		3,393 68	23 77		
Total	0.06	187		\$6,974.12	29.6100	\$5,537.07	-\$1,437.05	N/A	N/A
CITIGROUP INC NEW									
C									
Acquired 10/22/07 L nc		201	422 50	85,018 98		7,951 56	-77,067 42		
Acquired 10/22/07 L nc		100	423 20	42,360 00		3,956 00	-38,404 00		
Acquired 01/22/08 L nc		500	239 00	119,650 00		19,780 00	-99,870 00		
Acquired 08/12/09 L nc		40	39 39	1,577 08		1,582 40	5 32		
Acquired 08/12/09 L nc		960	39 40	37,858 56		37,977 60	119 04		
Acquired 01/24/11 L		1,800	48 70	87,696 00		71,208 00	-16,488 00		
Total	1.51	3,601		\$374,160.62	39.5600	\$142,455.56	-\$231,705.06	\$144.04	0.10
FINANCIAL SELECT ET									
SECTOR SPDR									
XLF									
On Reinvestment									
Acquired 01/22/08 L nc		15,000	24 91	373,887 00		245,849 85	-128,037 15		
Acquired 03/06/08 L nc		5,000	24 30	121,584 00		81,950 00	-39,634 00		
Acquired 06/27/08 L nc		5,000	20 80	104,050 00		81,950 00	-22,100 00		
Acquired 10/24/08 L nc		3,500	14 00	49,000 00		57,365 00	8,365 00		
Acquired 11/18/08 L nc		3,250	11 80	38,366 58		53,267 50	14,900 92		
Acquired 01/30/09 L nc		5,000	9 65	48,290 00		81,950 00	33,660 00		
Acquired 10/29/09 L nc		10,000	14 46	144,636 00		163,900 10	19,264 10		
Reinvestments L nc		1,742 88900	14 14	24,661 27		28,565 98	3,904 71		
Reinvestments S		590 10900	15 15	8,944 44		9,671 90	727 46		
Total	8.51	49,082.99800		\$913,419.29	16.3900	\$804,470.33	-\$108,948.96	\$14,135.90	1.76

KLEIN FAMILY FOUNDATION #2

DECEMBER 1 - DECEMBER 31, 2012
ACCOUNT NUMBER 6180-3558

Stocks, options & ETFs

Stocks and ETFs continued

DESCRIPTION	% OF ACCOUNT	QUANTITY	ADJ PRICE/ ORIG PRICE	ADJ COST/ ORIG COST	CURRENT PRICE	CURRENT MARKET VALUE	UNREALIZED GAIN/LOSS	ESTIMATED	
								ANNUAL INCOME	ANNUAL YIELD (%)
HEWLETT-PACKARD COMPANY									
HPQ									
Acquired 12/26/00 L nc		2,000	31 00	62,200 00		28,499 98	-33,700 02		
Reinvestments L nc		4 11400	38 89	160 00		58 64	-101 36		
Total	0.30	2,004.11400		\$62,360.00	14 2500	\$28,558 62	-\$33,801 38	\$1,058 17	3.71
HOVNANIAN ENTERPRISES									
INC CL A									
HOV									
Acquired 07/07/08 L nc	0 37	5,000	4 75	23,900 00	7 0000	35,000 00	11 100 00	N/A	N/A
ISHARES TR -RUSSELL									
2000 INDEX FD									
IWM									
On Reinvestment									
Acquired 03/14/07 L nc		600	76 22	45,693 70		50,590 67	4,896 97		
Acquired 10/27/08 L nc		1,000	45 83	45,838 00		84,317 80	38,479 80		
Acquired 11/20/08 L nc		600	40 98	24,588 00		50,590 68	26,002 68		
Reinvestments L nc		128 77400	67 00	8,628 88		10,857 94	2,229 06		
Reinvestments S		47 76900	82 82	3,956 64		4,027 78	71 14		
Total	2 12	2,376.54300		\$128,705.22	84.3178	\$200,384 87	\$71,679.65	\$4,009 22	2.00
JPMORGAN CHASE & CO									
JPM									
Acquired 08/30/00 L nc		185	53 45	9,970 00		8,134 28	-1,835 72		
Acquired 09/19/00 L nc		849	46 97	39,976 00		37,329 76	-2,646 24		
Acquired 09/07/07 L nc		1,000	43 33	43,389 00		43,969 10	580 10		
Acquired 01/08/08 L nc		1,000	39 62	39,660 00		43,969 10	4,309 10		
Acquired 01/22/08 L nc		1,000	38 88	38,928 50		43,969 10	5,040 60		
Total	1.88	4,034		\$171,923.50	43.9691	\$177,371.34	\$5,447.84	\$4,840 80	2.73
NORTEL NETWORKS CORP									
NRTLQ									
Acquired 12/30/04 L nc		1,242	35 31	43,842 60	0 0050	6 21	-43,836 39	N/A	N/A
POWERSHARES QQQ TR ET									
SERIES 1									
QQQ									
On Reinvestment									
Acquired 10/24/08 L nc		1,625	29 50	47,937 50		105,836 40	57,898 90		
Acquired 11/19/08 L nc		1,000	27 00	27,000 00		65,130 10	38,130 10		



KLEIN FAMILY FOUNDATION #2

DECEMBER 1 - DECEMBER 31, 2012
ACCOUNT NUMBER 6180-3558

Stocks, options & ETFs

Stocks and ETFs continued

DESCRIPTION	% OF ACCOUNT	QUANTITY	ADJ PRICE/ ORIG PRICE	ADJ COST/ ORIG COST	CURRENT PRICE	CURRENT MARKET VALUE	UNREALIZED GAIN/LOSS	ESTIMATED	
								ANNUAL INCOME	ANNUAL YIELD (%)
Reinvestments L nc		50 08900	52 11	2,610 32		3,262 31	651 99		
Reinvestments S		34 15100	64 72	2,210 57		2,224 26	13 69		
Total	1.87	2,709.24000		\$79,758.39	65.1301	\$176,453.07	\$96,694.68	\$2,229 70	1.26
PROSHARES TR ET ULTRA FINANCIALS NEW NON-TRADITIONAL UYG									
On Reinvestment									
Acquired 01/30/09 L nc		1,500	35 10	52,650 00		101,714 99	49,064 99		
Reinvestments L nc		13 09420	50 00	654 72		887 92	233 20		
Reinvestments S		8 80300	59 92	527 48		596 93	69 45		
Total	1 09	1,521 89720		\$53,832 20	67.8100	\$103,199.84	\$49,367.64	\$887 26	0.86
SPDR DOW JONES INDL ET AVERAGE ETF TR DIA									
On Reinvestment									
Acquired 11/20/08 L nc		275	76 00	20,900 00		35,909 49	15,009 49		
Reinvestments L nc		90 11900	108 25	9,756 01		11,767 74	2,011 73		
Reinvestments S		13 80300	128 85	1,778 59		1,802 40	23 81		
Total	0.52	378 92200		\$32,434 60	130 5800	\$49,479 63	\$17,045 03	\$1,254 61	2.54
SPDR S&P MIDCAP 400 ET TRUST SERIES N MDY									
On Reinvestment									
Acquired 10/27/08 L nc		500	88 62	44,311 00		92,854 99	48,543 99		
Acquired 11/20/08 L nc		300	80 00	24,000 00		55,713 00	31,713 00		
Reinvestments L nc		30 73300	148 45	4,562 57		5,707 43	1,144 86		
Reinvestments S		12 85700	174 55	2,244 26		2,387 67	143 41		
Total	1 66	843 59000		\$75,117 83	185 7100	\$156,663.09	\$81,545 26	\$1,788 41	1.14
SPDR S&P 500 TRUST ET SPY									
On Reinvestment									
Acquired 11/20/08 L nc		325	79 00	25,675 00		46,283 24	20,608 24		
Reinvestments L nc		16 04900	117 88	1,891 95		2,285 54	393 59		
Reinvestments S		7 10700	137 92	980 26		1,012 11	31 85		
Total	0 52	348 15600		\$28,547 21	142 4100	\$49,580 89	\$21,033 68	\$1,080 32	2 18

KLEIN FAMILY FOUNDATION #2

DECEMBER 1 - DECEMBER 31 2012
ACCOUNT NUMBER 6180-3558

Stocks, options & ETFs

Stocks and ETFs continued

DESCRIPTION	% OF ACCOUNT	QUANTITY	ADJ PRICE/ ORIG PRICE	ADJ COST/ ORIG COST	CURRENT PRICE	CURRENT MARKET VALUE	UNREALIZED GAIN/LOSS	ESTIMATED	
								ANNUAL INCOME	ANNUAL YIELD (%)
TIME WARNER CABLE									
TWC									
Acquired 12/19/00 L nc		83 54840	130 51	10,888 63		8,120 07	-2,768 56		
Acquired 12/26/00 L nc		16 70970	117 93	1,967 88		1,624 02	-343 86		
Acquired 11/21/03 L nc		100 25810	46 18	4,623 71		9,744 08	5,120 37		
Acquired 11/16/04 L nc		317 48380	51 55	16,343 83		30,856 25	14,512 42		
Total	0.53	518		\$33,824 05	97.1900	\$50,344 42	\$16,520.37	\$1,160 32	2.30
TIME WARNER INC NEW									
TWX									
Acquired 12/19/00 L nc		333 22580	92 54	30,829 92		15,938 19	-14,891 73		
Acquired 12/26/00 L nc		66 64520	83 62	5,571 81		3,187 64	-2,384 17		
Acquired 11/21/03 L nc		399 87100	32 74	13,091 51		19,125 83	6,034 32		
Acquired 11/16/04 L nc		1 266 25800	36 55	46,275 71		60,565 12	14,289 41		
Total	1.05	2,066		\$95,768 95	47 8300	\$98,816 78	\$3,047 83	\$2,148 64	2 17
VODAFONE GROUP PLC									
SPONSORED ADR NEW									
VOD									
Acquired 12/19/00 L nc	0 23	875	42 61	37,288 00	25 1900	22,041 25	-15,246 75	1,312 50	5 95
Total Stocks and ETFs	22.54			\$2,591,448 82		\$2,130,626.37	-\$460,822 45	\$36,049.89	1 69
Total Stocks, options & ETFs	22.54			\$2,591,448.82		\$2,130,626.37	-\$460,822.45	\$36,049.89	1 69

nc Cost information for this tax lot is not covered by IRS reporting requirements. Unless indicated, cost for all other lots will be reported to the IRS.


KLEIN FAMILY FOUNDATION #2

DECEMBER 1 - DECEMBER 31, 2012
ACCOUNT NUMBER 6180-3558

Mutual Funds

If a portion of your fund position was converted, the 'Client Investment' value may include reinvestments from previously held positions

Open End Mutual Funds

Open End Mutual Fund shares are priced at net asset value. Estimated Annual Income and Yield refer to Dividends and Interest Income only, and typically do not reflect Total return

DESCRIPTION	% OF ACCOUNT	QUANTITY	ADJ PRICE/ ORIG PRICE	ADJ COST/ ORIG COST	CURRENT PRICE	CURRENT MARKET VALUE	UNREALIZED GAIN/LOSS	ESTIMATED	
								ANNUAL INCOME	ANNUAL YIELD (%)
COLUMBIA ACORN SELECT									
FUND CLASS A									
LTFAX									
On Reinvestment									
Reinvestments L nc		145 71600	26 04	3,795 89		3,602 09	-193 80		
Reinvestments S		12 38500	24 34	301 52		306 16	4 64		
Total	0.04	158 10100		\$4,097.41	24.7200	\$3,908.25	-\$189.16	N/A	N/A
FIDELITY									
ADVISOR NEW INSIGHTS FD									
CLASS A									
FNIAX									
On Reinvestment									
Acquired 01/20/06 L nc		3,459 32200	17 27	59,742 49		78,699 54	18,957 05		
Acquired 02/23/06 L nc		5,750 43100	17 39	100,000 00		130,822 31	30,822 31		
Acquired 12/29/06 L nc		5,443 65800	18 37	100,000 00		123,843 22	23,843 22		
Acquired 01/22/08 L nc		7,820 64700	19 18	150,000 00		177,919 72	27,919 72		
Acquired 06/03/08 L nc		4,873 29400	20 52	100,000 00		110,867 44	10,867 44		
Reinvestments L nc		916 87900	20 28	18,602 83		20,859 02	2,256 19		
Reinvestments S		116 87700	22 49	2,628 57		2,658 95	30 38		
Total	6 83	28,381.10800		\$530,973 89	22 7500	\$645,670.20	\$114,696 31	N/A	N/A
				Client Investment (Excluding Reinvestments)		\$509,742 49			
				Gain/Loss on Client Investment (Including Reinvestments)		\$135,927 71			
INTEGRITY FUNDS									
WILLISTON BASIN/MID NRTH									
AMERICA STK FD CL A									
ICPAX									
On Reinvestment									
Acquired 06/13/11 L nc	6 76	117,700 73000	5 48	645,000 00	5 4300	639,114 96	-5,885 04	N/A	N/A
IVY FDS INC									
ASSET STRATEGY FD CL A									
WASAX									
On Reinvestment									
Acquired 06/03/08 L nc		3,668 37900	27 26	100,000 00		94,937 61	-5,062 39		
Acquired 06/18/08 L nc		3,657 64400	27 34	100,000 00		94,659 83	-5,340 17		

KLEIN FAMILY FOUNDATION #2

DECEMBER 1 - DECEMBER 31 2012
ACCOUNT NUMBER 6180-3558

Mutual Funds

Open End Mutual Funds continued

DESCRIPTION	% OF ACCOUNT	QUANTITY	ADJ PRICE/ ORIG PRICE	ADJ COST/ ORIG COST	CURRENT PRICE	CURRENT MARKET VALUE	UNREALIZED GAIN/LOSS	ESTIMATED	
								ANNUAL INCOME	ANNUAL YIELD (%)
Reinvestments L nc		1,164 55500	18 24	21,242 39		30,138 70	8,896 31		
Reinvestments S		224 02400	25 45	5,701 42		5,797 75	96 33		
Total	2.39	8,714.60200		\$226,943.81	25.8800	\$225,533.89	-\$1,409.92	\$5,847 49	2.59
Client Investment (Excluding Reinvestments)						\$200,000 00			
Gain/Loss on Client Investment (Including Reinvestments)						\$25,533 89			
<hr/>									
IXIS ADVISOR EQTY FDS									
LOOMIS SAYLES GLOBAL									
EQTY & INCOME FD CL A									
LGMAX									
On Reinvestment									
Acquired 01/13/12 S		29,315 96100	15 35	450,000 00		500,716 32	50,716 32		
Reinvestments S		473 19400	17 00	8,044 30		8,082 44	38 14		
Total	5.38	29,789 15500		\$458,044.30	17 0800	\$508,798.76	\$50,754.46	\$8,162 22	1 60
Client Investment (Excluding Reinvestments)						\$450,000 00			
Gain/Loss on Client Investment (Including Reinvestments)						\$58,798 76			
<hr/>									
MUTUAL SER FD INC									
EUROPEAN FD CLASS Z									
MEURX									
On Reinvestment									
Acquired 12/21/00 L nc		5,453 28000	15 17	82,726 25		115,282 34	32,556 09		
Acquired 06/26/01 L nc		40 77300	15 86	646 66		861 94	215 28		
Acquired 06/26/01 L nc		194 59800	15 86	3,086 32		4,113 80	1,027 48		
Acquired 12/18/01 L nc		1,622 66200	14 12	22,911 99		34,303 07	11,391 08		
Acquired 05/21/10 L nc		5,128 20500	19 50	100,040 00		108,410 25	8,370 25		
Reinvestments L nc		38,318 70900	21 57	826,796 08		810,057 50	-16,738 58		
Reinvestments S		2,807 53400	21 12	59,315 66		59,351 28	35 62		
Total	11.98	53,565.76100		\$1,095,522.96	21.1400	\$1,132,380.18	\$36,857.22	\$36,638.98	3.24
Client Investment (Excluding Reinvestments)						\$209,411 22			
Gain/Loss on Client Investment (Including Reinvestments)						\$922,968 96			
<hr/>									
MUTUAL SER FD INC									
GLBL DISCOVERY FUND CL Z									
MDISX									
On Reinvestment									
Acquired 12/19/00 L nc		9,484 57500	18 55	175,938 86		271,638 23	95,699 37		
Acquired 06/27/01 L nc		201 74000	19 77	3,988 40		5,777 83	1,789 43		
Acquired 06/27/01 L nc		207 52700	19 77	4,102 81		5,943 57	1,840 76		


KLEIN FAMILY FOUNDATION #2

DECEMBER 1 - DECEMBER 31, 2012
ACCOUNT NUMBER 6180-3558

Mutual Funds
Open End Mutual Funds continued

DESCRIPTION	% OF ACCOUNT	QUANTITY	ADJ PRICE/ ORIG PRICE	ADJ COST/ ORIG COST	CURRENT PRICE	CURRENT MARKET VALUE	UNREALIZED GAIN/LOSS	ESTIMATED	
								ANNUAL INCOME	ANNUAL YIELD (%)
Acquired 06/27/01 L nc		304 05700	19 77	6,011 21		8,708 19	2,696 98		
Acquired 12/18/01 L nc		2,086 44500	17 66	36,846 62		59,755 78	22,909 16		
Reinvestments L nc		14,225 75000	25 56	363,629 45		407,425 47	43,796 02		
Reinvestments S		2,386 62000	29 11	69,488 97		68,352 81	-1,136 16		
Total	8 76	28,896 71400		\$660,006.32	28.6400	\$827,601.88	\$167,595.56	\$16,528 92	2.00
Client Investment (Excluding Reinvestments)						\$226,887 90			
Gain/Loss on Client Investment (Including Reinvestments)						\$600,713 98			
DAVIS FINANCIAL FUND									
CL A									
RPFGX									
On Reinvestment									
Acquired 01/04/08 L nc		6,375 92500	39 21	250,000 00		193,891 82	-56,108 18		
Acquired 01/08/08 L nc		3,888 02500	38 58	150,000 00		118,234 84	-31,765 16		
Acquired 06/03/08 L nc		2,748 00800	36 39	100,000 00		83,566 92	-16,433 08		
Acquired 06/03/08 L nc		10,992 03100	36 39	400,000 00		334,267 66	-65,732 34		
Acquired 12/30/11 L nc		6,638 84700	26 36	175,000 00		201,887 34	26,887 34		
Reinvestments L nc		5,789 73900	21 80	126,238 22		176,065 96	49,827 74		
Reinvestments S		879 93900	30 68	26,996 54		26,759 01	-237 53		
Total	12.00	37,312 51400		\$1,228,234.76	30.4100	\$1,134,673.55	-\$93,561.21	\$12,350.44	1.09
Client Investment (Excluding Reinvestments)						\$1,075,000 00			
Gain/Loss on Client Investment (Including Reinvestments)						\$59,673 55			
NUVEEN TRADEWINDS VAL									
OPPORTUNITIES FD									
CLASS A									
NVOAX									
On Reinvestment									
Acquired 06/10/11 L nc		7,479 86200	34 76	260,000 00		223,049 41	-36,950 59		
Reinvestments L nc		692 22500	30 45	21,082 06		20,642 20	-439 86		
Reinvestments S		315 91100	29 27	9,246 72		9,420 49	173 77		
Total	2.68	8,487.99800		\$290,328 78	29.8200	\$253,112.10	-\$37,216 68	\$9,599 92	3.79
Client Investment (Excluding Reinvestments)						\$260,000 00			
Gain/Loss on Client Investment (Including Reinvestments)						-\$6,887 90			

KLEIN FAMILY FOUNDATION #2

DECEMBER 1 - DECEMBER 31, 2012
ACCOUNT NUMBER 6180-3558

Mutual Funds

Open End Mutual Funds continued

DESCRIPTION	% OF ACCOUNT	QUANTITY	ADJ PRICE/ ORIG PRICE	ADJ COST/ ORIG COST	CURRENT PRICE	CURRENT MARKET VALUE	UNREALIZED GAIN/LOSS	ESTIMATED	
								ANNUAL INCOME	ANNUAL YIELD (%)
OPPENHEIMER DEVELOPING MKTS FDS CLASS A ODMAX On Reinvestment									
Acquired 01/17/06 L nc		2,617 80100	38 20	100,000 00		92,382 17	-7,617 83		
Acquired 01/20/06 L nc		2,636 43600	37 93	100,000 00		93,039 83	-6,960 17		
Acquired 12/31/12 S		11,334 65600	35 29	400,000 00		400,000 03	0 03		
Reinvestments L nc		5,462 07100	23 17	126,558 09		192,756 49	66,198 40		
Reinvestments S		43 33500	34 22	1,483 35		1,529 29	45 94		
Total	8.25	22,094 29900		\$728,041 44	35.2900	\$779,707.81	\$51,666.37	\$3,049 01	0.39
Client Investment (Excluding Reinvestments)						\$600,000 00			
Gain/Loss on Client Investment (Including Reinvestments)						\$179,707 81			
OPPENHEIMER GLOBAL FD CL A OPPAX On Reinvestment									
Acquired 12/31/12 S	4 23	6 201 55000	64 50	400,000 00	64 5000	399,999 97	-0 03	3,925 58	0 98
OPPENHEIMER INTL SMALL CO FD CL A OSMAX On Reinvestment									
Acquired 07/10/07 L nc		1,420 85800	35 19	50,000 00		32,168 21	-17,831 79		
Acquired 08/16/07 L nc		897 02200	27 87	25,000 00		20,308 58	-4,691 42		
Acquired 10/19/07 L nc		2,874 38900	34 79	100,000 00		65,076 17	-34,923 83		
Acquired 11/15/07 L nc		2,975 30500	33 61	100,000 00		67,360 91	-32,639 09		
Acquired 12/17/07 L nc		1,928 26800	25 93	50,000 00		43,655 99	-6,344 01		
Acquired 01/04/08 L nc		1,884 65900	26 53	50,000 00		42,668 66	-7,331 34		
Acquired 01/22/08 L nc		3,488 37200	21 50	75,000 00		78,976 74	3,976 74		
Acquired 08/12/08 L nc		2,941 17600	17 00	50,000 00		66,588 22	16,588 22		
Reinvestments L nc		5,573 39800	23 10	128,753 20		126,181 75	-2,571 45		
Reinvestments S		274 25500	22 28	6,113 14		6,209 14	96 00		


KLEIN FAMILY FOUNDATION #2

DECEMBER 1 - DECEMBER 31, 2012
ACCOUNT NUMBER 6180-3558

Mutual Funds
Open End Mutual Funds continued

DESCRIPTION	% OF ACCOUNT	QUANTITY	ADJ PRICE/ ORIG PRICE	ADJ COST/ ORIG COST	CURRENT PRICE	CURRENT MARKET VALUE	UNREALIZED GAIN/LOSS	ESTIMATED	
								ANNUAL INCOME	ANNUAL YIELD (%)
Total	5.81	24,257.70200		\$634,866.34	22.6400	\$549,194.37	-\$85,671.97	\$6,185.71	1.13
Client Investment (Excluding Reinvestments)						\$500,000.00			
Gain/Loss on Client Investment (Including Reinvestments)						\$49,194.37			
Total Open End Mutual Funds	75.11			\$6,902,060.01		\$7,099,695.92	\$197,635.91	\$102,288.27	1.44

nc Cost information for this tax lot is not covered by IRS reporting requirements. Unless indicated, cost for all other lots will be reported to the IRS.

Closed End Mutual Funds

Closed End Fund shares are priced at the market which may be more or less than its net asset value.

DESCRIPTION	% OF ACCOUNT	QUANTITY	ADJ PRICE/ ORIG PRICE	ADJ COST/ ORIG COST	CURRENT PRICE	CURRENT MARKET VALUE	UNREALIZED GAIN/LOSS	ESTIMATED	
								ANNUAL INCOME	ANNUAL YIELD (%)
THE INDIA FUND INC									
IFN									
On Reinvestment									
Acquired 03/05/07 L nc		1,250	36.10	45,125.00		26,137.49	-18,987.51		
Acquired 01/30/09 L nc		3,000	17.89	53,697.90		62,730.00	9,032.10		
Acquired 08/21/09 L nc		1,416	N/A##	37,410.72		29,608.56	-7,802.16		
Reinvestments L nc		908.45100	30.34	27,564.19		18,995.72	-8,568.47		
Reinvestments S		102.08800	20.60	2,103.82		2,134.66	30.84		
Total	1.48	6,676.53900		\$165,901.63	20.9100	\$139,606.43	-\$26,295.20	N/A	N/A
Client Investment (Excluding Reinvestments)						\$136,233.62			
Gain/Loss on Client Investment (Including Reinvestments)						\$3,372.81			
Total Closed End Mutual Funds	1.48			\$165,901.63		\$139,606.43	-\$26,295.20		
Total Mutual Funds	76.58			\$7,067,961.64		\$7,239,302.35	\$171,340.71	\$102,288.27	1.41

Cost information for one or more securities is not available. If you have cost information and would like to see it on future statements, contact Your Financial Advisor.

nc Cost information for this tax lot is not covered by IRS reporting requirements. Unless indicated, cost for all other lots will be reported to the IRS.


**KLEIN FAMILY FOUNDATION
ACCOUNT #1**

DECEMBER 1 - DECEMBER 31, 2012
ACCOUNT NUMBER 1594-0357

Stocks, options & ETFs
Stocks and ETFs continued

DESCRIPTION	% OF ACCOUNT	QUANTITY	ADJ PRICE/ ORIG PRICE	ADJ COST/ ORIG COST	CURRENT PRICE	CURRENT MARKET VALUE	UNREALIZED GAIN/LOSS	ESTIMATED	
								ANNUAL INCOME	ANNUAL YIELD (%)
Total	0.37	10,000		\$149,435.25	12.9500	\$129,500.00	-\$19,935.25	\$2,000.00	1.54
UNITED STATES STEEL CORP NEW X									
Acquired 04/10/12 S		12,500	27.00	337,536.00		298,125.00	-39,411.00		
Acquired 05/18/12 S		4,000	21.51	86,104.00		95,400.00	9,296.00		
Total	1.14	16,500		\$423,640.00	23.8500	\$393,525.00	-\$30,115.00	\$3,300.00	0.84
Total Stocks and ETFs	2.02			\$723,074.77		\$696,456.04	-\$26,618.73	\$5,475.36	0.79
Total Stocks, options & ETFs	2.02			\$723,074.77		\$696,456.04	-\$26,618.73	\$5,475.36	0.79

nc Cost information for this tax lot is not covered by IRS reporting requirements. Unless indicated, cost for all other lots will be reported to the IRS.

Fixed Income Securities

Corporate and municipal bonds and other fixed income securities are priced by a computerized pricing service or, for less actively traded issues, by utilizing a yield-based matrix system to arrive at an estimated market value.

Corporate Bonds

DESCRIPTION	% OF ACCOUNT	QUANTITY	ADJ PRICE/ ORIG PRICE	ADJ COST/ ORIG COST	CURRENT PRICE	CURRENT MARKET VALUE	UNREALIZED GAIN/LOSS	ESTIMATED		
								ACCRUED INTEREST	ANNUAL INCOME	ANNUAL YIELD (%)
LEHMAN BROS HOLDINGS ESC ESCROW CUSIP GLOBAL NOTES CPN 6.625% DUE 01/18/12 DTD 01/10/02 FC 07/18/02 CUSIP 525ESC3F4 Acquired 04/17/12 S nc		25,000	N/A## ✓	N/A	N/A*	N/A ✓	N/A	N/A	N/A	N/A
HSBC FINANCE CORP NOTES CPN 5.500% DUE 01/19/16 DTD 01/19/06 FC 07/19/06 Moody BAA1 S&P A CUSIP 40429CFN7 Acquired 10/24/08 L nc	0.55	170,000	92.43 84.08	157,135.58 142,942.80	111.1940	189,029.80	31,894.22	4,207.50	9,350.00	4.94

**KLEIN FAMILY FOUNDATION
ACCOUNT #1**

 DECEMBER 1 - DECEMBER 31, 2012
 ACCOUNT NUMBER 1594-0357

Fixed Income Securities
Corporate Bonds continued

DESCRIPTION	% OF ACCOUNT	QUANTITY	ADJ PRICE/ ORIG PRICE	ADJ COST/ ORIG COST	CURRENT PRICE	CURRENT MARKET VALUE	UNREALIZED GAIN/LOSS	ESTIMATED		
								ACCRUED INTEREST	ANNUAL INCOME	ANNUAL YIELD (%)
CHES & POT TEL MD DEB CALLABLE 5/01/13 @100 CPN 7 150% DUE 05/01/23 DTD 05/01/93 FC 11/01/93 CALL 05/01/13 @ 100 000 Moody WR , S&P A- CUSIP 165069AS4										
Acquired 01/06/06 L nc		100,000	100 29	100,293 09		101,691 00	1,397 91			
			105 25	105,250 00						
Acquired 01/09/06 L nc		30,000	100 29	30,088 01		30,507 30	419 29			
			105 25	31,575 00						
Total	0.38	130,000		\$130,381.10	101.6910	\$132,198 30	\$1,817 20	\$1,549 17	\$9,295 00	7.03
				\$136,825.00						
LEHMAN BROTHERS HOLDIESC ESCROW SHARES MONTHLY PAY - CALLABLE CPN 6 100% DUE 08/12/23 DTD 08/12/03 FC 09/12/03 CUSIP 525ESCCR8										
Acquired 04/17/12 S nc		50,000	N/A##	N/A	N/A*	N/A	N/A	N/A	N/A	N/A
GENERAL ELEC CAP CORP STEP CPN MED TERM NOTES SERIES A/CALLABLE CPN 5 500% DUE 04/30/24 DTD 04/30/04 FC 10/30/04 CALL 04/30/13 @ 100 000 Moody A1 , S&P AA+ CUSIP 36962GH98										
Acquired 12/07/04 L nc		50,000	101 00	50,505 00		50,026 50	-478 50			
Acquired 12/31/04 L nc		10,000	100 88	10,088 20		10,005 30	-82 90			
Acquired 04/12/05 L nc		43,000	98 50	42,355 00		43,022 79	667 79			
Acquired 06/13/05 L nc		18,000	100 00	18,000 00		18,009 54	9 54			
Acquired 08/09/05 L nc		54,000	99 25	53,595 00		54,028 62	433 62			
Acquired 02/28/06 L nc		25,000	96 00	24,000 00		25,013 25	1,013 25			
Acquired 04/09/07 L nc		50,000	97 00	48,500 00		50,026 50	1,526 50			
Total	0.72	250,000		\$247,043.20	100.0530	\$250,132.50	\$3,089.30	\$2,291 67	\$13,750.00	5.50



**KLEIN FAMILY FOUNDATION
ACCOUNT #1**

DECEMBER 1 - DECEMBER 31, 2012
ACCOUNT NUMBER 1594-0357

Fixed Income Securities

Corporate Bonds continued

DESCRIPTION	% OF ACCOUNT	QUANTITY	ADJ PRICE/ ORIG PRICE	ADJ COST/ ORIG COST	CURRENT PRICE	CURRENT MARKET VALUE	UNREALIZED GAIN/LOSS	ESTIMATED		
								ACCRUED INTEREST	ANNUAL INCOME	ANNUAL YIELD (%)
GOLDMAN SACHS GRP INC SR UNSECURED CPN 0.000% DUE 09/18/24 DTD 09/18/12 CALL 10/18/13 @ 100.000 Moody NR, S&P A- CUSIP 38143U6X4 Acquired 09/19/12 S nc	0.36	125,000	99.00	123,750.00	99.0780	123,847.50	97.50	N/A	N/A	N/A
REPUBLIC NY CAPITAL I NOTES CALLABLE CPN 7.750% DUE 11/15/26 DTD 05/15/97 FC 11/15/97 CALL 11/15/13 @ 101.100 Moody A3, S&P BBB+ CUSIP 760715AB8 Acquired 02/21/07 L nc	0.71	240,000	101.46 103.79	243,504.00 249,100.80	102.6030	246,247.20	2,743.20	2,376.67	18,600.00	7.55
SLM CORP EDNOTES MONTHLY PAY - CALLABLE CPN 6.000% DUE 12/15/28 DTD 09/11/03 FC 10/15/03 Moody BA1, S&P BBB- CUSIP 78490FFY0 Acquired 03/17/04 L nc	0.11	40,000	101.31 102.03	40,524.88 40,814.00	93.2420	37,296.80	-3,228.08	106.67	2,400.00	6.43

**KLEIN FAMILY FOUNDATION
ACCOUNT #1**

 DECEMBER 1 - DECEMBER 31, 2012
 ACCOUNT NUMBER 1594-0357

Fixed Income Securities
Corporate Bonds continued

DESCRIPTION	% OF ACCOUNT	QUANTITY	ADJ PRICE/ ORIG PRICE	ADJ COST/ ORIG COST	CURRENT PRICE	CURRENT MARKET VALUE	UNREALIZED GAIN/LOSS	ESTIMATED		
								ACCRUED INTEREST	ANNUAL INCOME	ANNUAL YIELD (%)
PACIFIC BELL DEBENTURE EXTRAORDINARY CALL CPN 6.625% DUE 10/15/34 DTD 10/15/93 FC 04/15/94 CALL 10/15/13 @ 101.120 Moody A2, S&P A- CUSIP 694032AX1 Acquired 02/09/06 L nc	0.37	125,000	101.26 102.25	126,579.75 127,812.50	103.4300	129,287.50	2,707.75	1,748.26	8,281.25	6.40
Total Corporate Bonds	3.21	1,155,000		\$1,068,918.51 \$1,068,288.30		\$1,108,039.60	\$39,121.09	\$12,279.94	\$61,676.25	5.57

* This unpriced security is not reflected in your total portfolio value

 ## Cost information for one or more securities is not available. If you have cost information and would like to see it on future statements, contact Your Financial Advisor.
 nc Cost information for this tax lot is not covered by IRS reporting requirements. Unless indicated, cost for all other lots will be reported to the IRS.

Municipal Bonds

DESCRIPTION	% OF ACCOUNT	QUANTITY	ADJ PRICE/ ORIG PRICE	ADJ COST/ ORIG COST	CURRENT PRICE	CURRENT MARKET VALUE	UNREALIZED GAIN/LOSS	ESTIMATED		
								ACCRUED INTEREST	ANNUAL INCOME	ANNUAL YIELD (%)
FLORIDA HSG FIN CORP ^ PARTIAL CALL 34073N-Q6-0 B/E GNMA/FNMA/FHLMC CPN 5.150% DUE 01/01/13 DTD 08/17/06 FC 01/01/07 Moody AA1, S&P AA+ CUSIP 340786920 SUBJECT TO ALTERNATIVE MINIMUM TAX Acquired 01/07/09 L nc	0.25	85,000	82.42 81.40	70,061.19 69,190.00	102.5750	87,188.75	17,127.56	N/A	N/A	N/A



2012 SUMMARY AMENDMENT

Page 23 of 36

Account Number 1594-0357
 Command Account Number 9086702095
 KLEIN FAMILY FOUNDATION
 ACCOUNT #1

Realized Gain/Loss

This information is provided for courtesy purposes only. Each individual taxpayer should consult with a Tax Advisor as to any additional reporting requirements or adjustments. THIS INFORMATION IS NOT VERIFIED OR GUARANTEED BY FIRST CLEARING, LLC TO BE ACCURATE FOR EACH TAXPAYER'S UNIQUE REPORTING REQUIREMENTS. THEREFORE, YOU SHOULD NEVER ASSUME THIS STATEMENT IS ACCURATE IN LIEU OF COMPLETING YOUR TAX RETURN AND CONSULTING WITH YOUR TAX ADVISOR.

Federal tax reporting requirements will create differences between the information presented here and what appears on your Form 1099-B, including but not limited to the following situations:

* Cost basis for many fixed income tax lots has been amortized (for securities purchased at a premium) or accreted (for securities purchased at a discount), when possible, for applicable securities. For securities that were purchased at an Original Issue Discount (OID), only those positions whose cost basis has been adjusted will reflect the impacts of the OID accruals on the original cost basis. The original issue discount amount reported on your Form 1099-OID is not adjusted for market discount, acquisition premium or bond premium. Therefore, the amortization and accretion adjustments used on this statement may not be consistent with the Form 1099-OID amount because the reporting requirements on the Form 1099-OID are different.

* The Original Price represents the unadjusted price of the security. The Original Price can be used to calculate the original unadjusted cost of the security.

* Long-term capital gains reported by a RIC or REIT appear on Form 1099-DIV only, as noted in the instructions for that form.

* Lots closed due to transfers or journals will not be reflected in the Realized Gain/Loss Statement, or on the Form 1099-B.

REALIZED GAIN/LOSS SUMMARY	COVERED SECURITIES	NONCOVERED SECURITIES	TOTAL
Short term	\$152,572.65	\$0.00	\$152,572.65
Long term	\$0.00	\$441,322.96	\$441,322.96
Unknown term	Not applicable	\$2,871.78	\$2,871.78
Index options	Not applicable	\$0.00	\$0.00
Total - Realized Gain/Loss	\$152,572.65	\$444,194.74	\$596,767.39

Realized Gain/Loss Detail

SHORT TERM GAINS OR LOSSES FOR COVERED SECURITIES

Description	Share Quantity	Adjusted Price/Original Price	Open Date/Acquisition Date	Date of Sale or Exchange	Proceeds	Adjusted Cost/Original Cost	Gain or Loss Amount
GOLDMAN SACHS GROUP INC CUSIP 38141G104	2,000 00000	113 5000	08/10/11	03/01/12	239,971 68	227,036 00	12,935 68
	1,000 00000	96 0000	09/30/11	03/01/12	119,985 84	96,036 00	23,949 84
	1,300 00000	102 5000	05/11/12	08/21/12	138,108 52	133,268 72	4,839 80
	900 00000	102 5000	05/11/12	08/21/12	95,649 60	92,262 96	3,386 64
	300 00000	102 5000	05/11/12	08/21/12	31,868 21	30,754 32	1,113 89

001 / PNK3 / PNAO

2012 SUMMARY AMENDMENT

Page 24 of 36

Account Number 1594-0357
 Command Account Number 9086702095
 KLEIN FAMILY FOUNDATION
 ACCOUNT #1

Realized Gain/Loss

SHORT TERM GAINS OR LOSSES FOR COVERED SECURITIES							
Description	Share Quantity	Adjusted Price/ Original Price	Open Date/ Acquisition Date	Continued Date of Sale or Exchange	Proceeds	Adjusted Cost/ Original Cost	Gain or Loss Amount
	300 00000	95 6920	05/18/12	08/21/12	31,868 22	28,718 40	3,149 82
	400 00000	95 6920	05/18/12	08/21/12	42,514 93	38,291 20	4,223 73
	100 00000	95 6920	05/18/12	08/21/12	10,631 65	9,572 80	1,058 85
	100 00000	95 6920	05/18/12	08/21/12	10,626 73	9,572 80	1,053 93
	100 00000	95 6920	05/18/12	08/21/12	10,625 73	9,572 80	1,052 93
Subtotal	6,500.00000				731,851.11	675,086 00	56,765.11
UNITED STATES STEEL CORP NEW							
CUSIP 912909108	7,500 00000	29 0000	08/10/11	01/26/12	232,471 53	217,536 00	14,935 53
	3,750 00000	23 0000	09/28/11	01/26/12	116,235 77	86,286 00	29,949 77
	10,000 00000	26 9000	03/09/12	03/19/12	319,958 24	269,036 00	50,922 24
Subtotal	21,250.00000				668,665.54	572,858.00	95,807.54
TOTAL SHORT TERM GAINS OR LOSSES FOR COVERED SECURITIES					\$1,400,516.65	\$1,247,944.00	\$152,572.65
LONG TERM GAINS OR LOSSES FOR NONCOVERED SECURITIES							
Description	Share Quantity	Adjusted Price/ Original Price	Open Date/ Acquisition Date	Date of Sale or Exchange	Proceeds	Adjusted Cost/ Original Cost	Gain or Loss Amount
ALLEN PARK MI SER A GXXX PARTIAL CALL 018015-MV-6 CPN 6 625% DUE 05/01/12 DTD 11/12/09 FC 05/01/10 CUSIP 018015MV6	20,000 00000	102 4180 103 0500	11/02/09	05/01/12	20,000 00	20,483 61 20,610 00	-483 61
BAC CAP TRUST X 6 25% DUE 3/29/2055 CALL START 03/29/2011 CUSIP 055189203	6,000 00000	25 0000	03/21/06	07/25/12	150,000 00	150,000 00	0 00

001 / PNK3 / PNAO



2012 SUMMARY AMENDMENT

Page 13 of 22

Account Number 6180-3558
 Command Account Number 9087460358
 KLEIN FAMILY FOUNDATION #2

Realized Gain/Loss

This information is provided for courtesy purposes only. Each individual taxpayer should consult with a Tax Advisor as to any additional reporting requirements or adjustments. THIS INFORMATION IS NOT VERIFIED OR GUARANTEED BY FIRST CLEARING, LLC TO BE ACCURATE FOR EACH TAXPAYER'S UNIQUE REPORTING REQUIREMENTS. THEREFORE, YOU SHOULD NEVER ASSUME THIS STATEMENT IS ACCURATE IN LIEU OF COMPLETING YOUR TAX RETURN AND CONSULTING WITH YOUR TAX ADVISOR.

Federal tax reporting requirements will create differences between the information presented here and what appears on your Form 1099-B, including but not limited to the following situations:

* Cost basis for many fixed income tax lots has been amortized (for securities purchased at a premium) or accreted (for securities purchased at a discount), when possible, for applicable securities. For securities that were purchased at an Original Issue Discount (OID), only those positions whose cost basis has been adjusted will reflect the impacts of the OID accruals on the original cost basis. The original issue discount amount reported on your Form 1099-OID is not adjusted for market discount, acquisition premium or bond premium. Therefore, the amortization and accretion adjustments used on this statement may not be consistent with the Form 1099-OID amount because the reporting requirements on the Form 1099-OID are different.

* The Original Price represents the unadjusted price of the security. The Original Price can be used to calculate the original unadjusted cost of the security.

* Long-term capital gains reported by a RIC or REIT appear on Form 1099-DIV only, as noted in the instructions for that form.

* Lots closed due to transfers or journals will not be reflected in the Realized Gain/Loss Statement, or on the Form 1099-B.

REALIZED GAIN/LOSS SUMMARY	COVERED SECURITIES	NONCOVERED SECURITIES	TOTAL
Short term	\$1,480.11	\$97.67	\$1,577.78
Long term	\$0.00	\$548,113.13	\$548,113.13
Unknown term	Not applicable	\$0.00	\$0.00
Index options	Not applicable	\$0.00	\$0.00
Total - Realized Gain/Loss	\$1,480.11	\$548,210.80	\$549,690.91

Realized Gain/Loss Detail

SHORT TERM GAINS OR LOSSES FOR COVERED SECURITIES

Description	Share Quantity	Adjusted Price/Original Price	Open Date/Acquisition Date	Date of Sale or Exchange	Proceeds	Adjusted Cost/Original Cost	Gain or Loss Amount
CAPITAL WORLD GROWTH & INCOME FD INC CLASS A							
CUSIP 140543109	91 51900	35 7600	03/19/12	12/31/12	3,404 51	3,272 73	131 78
	271 88200	33 0400	06/18/12	12/31/12	10,114 02	8,982 97	1,131 05
	96 96900	36 6000	09/24/12	12/31/12	3,607 25	3,549 05	58 20
	162 88100	36 9300	12/17/12	12/31/12	6,059 19	6,015 21	43 98

001 / PNK3 / PNAO

2012 SUMMARY AMENDMENT

Page 14 of 22

Account Number 6180-3558
Command Account Number 9087460358
KLEIN FAMILY FOUNDATION #2

Realized Gain/Loss

SHORT TERM GAINS OR LOSSES FOR COVERED SECURITIES							
Description	Share Quantity	Adjusted Price/ Original Price	Open Date/ Acquisition Date	<i>Continued</i> Date of Sale or Exchange	Proceeds	Adjusted Cost/ Original Cost	Gain or Loss Amount
Subtotal	623.25100				23,184.97	21,819.96	1,365.01
ISHARES FTSE CHINA 25 INDEX FUND CUSIP 464287184	30.07400	32.6313	06/27/12	08/22/12	1,022.57	981.35	41.22
ISHARES MSCI BRAZIL INDEX CUSIP 464286400	13.56100	48.8521	06/28/12	08/22/12	736.35	662.47	73.88
TOTAL SHORT TERM GAINS OR LOSSES FOR COVERED SECURITIES					\$24,943.89	\$23,463.78	\$1,480.11
SHORT TERM GAINS OR LOSSES FOR NONCOVERED SECURITIES							
Description	Share Quantity	Adjusted Price/ Original Price	Open Date/ Acquisition Date	Date of Sale or Exchange	Proceeds	Adjusted Cost/ Original Cost	Gain or Loss Amount
CAPITAL INCOME BLDR CL A CUSIP 140193103	80.80900	49.6300	03/21/11	01/13/12	3,966.11	4,010.55	-44.44
	80.41900	50.8800	06/20/11	01/13/12	3,946.97	4,091.72	-144.75
	86.12300	48.4600	09/19/11	01/13/12	4,226.93	4,173.51	53.42
	127.58300	48.4900	12/21/11	01/13/12	6,261.81	6,186.50	75.31
Subtotal	374.93400				18,401.82	18,462.28	-60.46
ISHARES FTSE CHINA 25 INDEX FUND CUSIP 464287184	2.63600	34.6800	12/29/11	08/22/12	89.62	91.43	-1.81
ISHARES MSCI BRAZIL INDEX CUSIP 464286400	4.60700	55.8693 56.8322	12/29/11	08/22/12	250.15	257.39 261.85	-7.24

001 / PNK3 / PNAO

2012 SUMMARY AMENDMENT

Page 14 of 22

Account Number 6180-3558
Command Account Number 9087460358
KLEIN FAMILY FOUNDATION #2

Realized Gain/Loss

SHORT TERM GAINS OR LOSSES FOR COVERED SECURITIES

Description	Share Quantity	Adjusted Price/ Original Price	Open Date/ Acquisition Date	<i>Continued</i> Date of Sale or Exchange	Proceeds	Adjusted Cost/ Original Cost	Gain or Loss Amount
Subtotal	623.25100				23,184.97	21,819.96	1,365.01
ISHARES FTSE CHINA 25 INDEX FUND CUSIP 464287184	30 07400	32 6313	06/27/12	08/22/12	1,022 57	981 35	41 22
ISHARES MSCI BRAZIL INDEX CUSIP 464286400	13 56100	48 8521	06/28/12	08/22/12	736 35	662 47	73 88
TOTAL SHORT TERM GAINS OR LOSSES FOR COVERED SECURITIES					\$24,943.89	\$23,463.78	\$1,480.11

SHORT TERM GAINS OR LOSSES FOR NONCOVERED SECURITIES

Description	Share Quantity	Adjusted Price/ Original Price	Open Date/ Acquisition Date	Date of Sale or Exchange	Proceeds	Adjusted Cost/ Original Cost	Gain or Loss Amount
CAPITAL INCOME BLDR CL A CUSIP 140193103	80 80900	49 6300	03/21/11	01/13/12	3,966 11	4,010 55	-44 44
	80 41900	50 8800	06/20/11	01/13/12	3,946 97	4,091 72	-144 75
	86 12300	48 4600	09/19/11	01/13/12	4,226 93	4,173 51	53 42
	127 58300	48 4900	12/21/11	01/13/12	6,261 81	6,186 50	75 31
Subtotal	374.93400				18,401.82	18,462.28	-60.46
ISHARES FTSE CHINA 25 INDEX FUND CUSIP 464287184	2 63600	34 6800	12/29/11	08/22/12	89 62	91 43	-1 81
ISHARES MSCI BRAZIL INDEX CUSIP 464286400	4 60700	55 8693 56 8322	12/29/11	08/22/12	250 15	257 39 261 85	-7 24

001 / PNK3 / PNAO



2012 SUMMARY AMENDMENT

Page 15 of 22

Account Number 6180 3558
 Command Account Number 9087460358
 KLEIN FAMILY FOUNDATION #2

Realized Gain/Loss

SHORT TERM GAINS OR LOSSES FOR NONCOVERED SECURITIES

Description	Share Quantity	Adjusted Price/ Original Price	Open Date/ Acquisition Date	<i>Continued</i> Date of Sale or Exchange	Proceeds	Adjusted Cost/ Original Cost	Gain or Loss Amount
ROYCE FUND VALUE PLUS FUND SERVICE CLASS CUSIP 780905741	120 26600	11 8900	12/12/11	08/22/12	1,597 14	1,429 96	167 18
TOTAL SHORT TERM GAINS OR LOSSES FOR NONCOVERED SECURITIES					\$20,338.73	\$20,241.06 \$20,245.52	\$97.67

LONG TERM GAINS OR LOSSES FOR NONCOVERED SECURITIES

Description	Share Quantity	Adjusted Price/ Original Price	Open Date/ Acquisition Date	Date of Sale or Exchange	Proceeds	Adjusted Cost/ Original Cost	Gain or Loss Amount
CAPITAL INCOME BLDR CL A CUSIP 140193103	3,838 77200	52 1000	01/24/05	01/13/12	188,406 92	200,000 00	-11,593 08
	33 92800	54 3100	06/21/06	01/13/12	1,665 18	1,842 62	-177 44
	32 32200	58 1100	09/21/06	01/13/12	1,586 36	1,878 23	-291 87
	75 19600	60 7600	12/26/06	01/13/12	3,690 62	4,568 90	-878 28
	31 49200	60 7600	12/27/06	01/13/12	1,545 62	1,913 45	-367 83
	19 28100	60 7600	12/29/06	01/13/12	946 31	1,171 51	-225 20
	32 49200	61 4100	03/22/07	01/13/12	1,594 70	1,995 33	-400 63
	31 34200	64 8200	06/21/07	01/13/12	1,538 26	2,031 58	-493 32
	31 40300	65 8500	09/25/07	01/13/12	1,541 26	2,067 88	-526 62
	1,527 18400	65 4800	11/15/07	01/13/12	74,954 24	100,000 00	-25,045 76
	50 46900	61 6100	12/26/07	01/13/12	2,477 02	3,109 39	-632 37
	220 22700	61 6100	12/26/07	01/13/12	10,808 74	13,568 18	-2,759 44
	38 45200	61 6100	12/27/07	01/13/12	1,887 22	2,369 02	-481 80
	1,625 75200	61 5100	01/08/08	01/13/12	79,791 99	100,000 00	-20,208 01
	67 19600	57 1500	03/28/08	01/13/12	3,297 98	3,840 25	-542 27

001 / PNK3 / PNAO

2012 SUMMARY AMENDMENT

Page 24 of 36

Account Number 1594-0357
Command Account Number 9086702095
KLEIN FAMILY FOUNDATION
ACCOUNT #1

Realized Gain/Loss

SHORT TERM GAINS OR LOSSES FOR COVERED SECURITIES							
Description	Share Quantity	Adjusted Price/ Original Price	Open Date/ Acquisition Date	<i>Continued</i> Date of Sale or Exchange	Proceeds	Adjusted Cost/ Original Cost	Gain or Loss Amount
	300 00000	95 6920	05/18/12	08/21/12	31,868 22	28,718 40	3,149 82
	400 00000	95 6920	05/18/12	08/21/12	42,514 93	38,291 20	4,223 73
	100 00000	95 6920	05/18/12	08/21/12	10,631 65	9,572 80	1,058 85
	100 00000	95 6920	05/18/12	08/21/12	10,626 73	9,572 80	1,053 93
	100 00000	95 6920	05/18/12	08/21/12	10,625 73	9,572 80	1,052 93
Subtotal	6,500.00000				731,851.11	675,086 00	56,765.11
UNITED STATES STEEL CORP NEW CUSIP 912909108							
	7,500 00000	29 0000	08/10/11	01/26/12	232,471 53	217,536 00	14,935 53
	3,750 00000	23 0000	09/28/11	01/26/12	116,235 77	86,286 00	29,949 77
	10,000 00000	26 9000	03/09/12	03/19/12	319,958 24	269,036 00	50,922 24
Subtotal	21,250.00000				668,665.54	572,858.00	95,807.54
TOTAL SHORT TERM GAINS OR LOSSES FOR COVERED SECURITIES					\$1,400,516.65	\$1,247,944.00	\$152,572.65
LONG TERM GAINS OR LOSSES FOR NONCOVERED SECURITIES							
Description	Share Quantity	Adjusted Price/ Original Price	Open Date/ Acquisition Date	Date of Sale or Exchange	Proceeds	Adjusted Cost/ Original Cost	Gain or Loss Amount
ALLEN PARK MI SER A GXXX PARTIAL CALL 018015-MV-6 CPN 6 625% DUE 05/01/12 DTD 11/12/09 FC 05/01/10 CUSIP 018015MV6	20,000 00000	102 4180 103 0500	11/02/09	05/01/12	20,000 00	20,483 61 20,610 00	-483 61
BAC CAP TRUST X 6 25% DUE 3/29/2055 CALL START 03/29/2011 CUSIP 055189203	6,000 00000	25 0000	03/21/06	07/25/12	150,000 00	150,000 00	0 00

001 / PNK3 / PNAO



2012 SUMMARY AMENDMENT

Page 25 of 36

Account Number 1594-0357
 Command Account Number 9086702095
 KLEIN FAMILY FOUNDATION
 ACCOUNT #1

Realized Gain/Loss

LONG TERM GAINS OR LOSSES FOR NONCOVERED SECURITIES

Description	Share Quantity	Adjusted Price/ Original Price	Open Date/ Acquisition Date	<i>Continued</i> Date of Sale or Exchange	Proceeds	Adjusted Cost/ Original Cost	Gain or Loss Amount
BANK OF AMERICA SUBORDINATE INTERNOTES CALLABLE/SEMI-ANNUAL PAY CPN 6 750% DUE 05/15/27 DTD 05/16/02 FC 11/15/02 CUSIP 06050XFS7	35,000 00000	100 0000 103 3500	08/12/03	11/15/12	35,000 00	35,000 00 36,173 20	0 00
CBS CORP 6 75% SR NOTE DUE 3/27/2056 CALL STARTING 3/27/2012 CUSIP 124857400	4,000 00000	25 0000	03/20/07	03/28/12	100,000 00	100,000 00	0 00
CHIPPEWA MI WTR SUPPLY &SWR DISP BUILD AMER BDS G/O LTD B/E OID TAXABLE CPN 5 400% DUE 10/01/21 DTD 02/03/10 FC 04/01/10 CALL 04/01/20 @ 100 000 CUSIP 169682EG2	180,000 00000	100 8688 101 1140	01/25/10	11/16/12	198,802 80	181,564 00 182,005 20	17,238 80
CIRCLEVILLE OH CITY S/D TXBL FACS CONS & IMP SER A (DRCT PYMT) G/O UNLTD CPN 5 650% DUE 11/01/25 DTD 08/11/10 FC 05/01/11 CUSIP 172720FM1	150,000 00000	101 6689 101 8000	08/04/10	05/07/12	176,700 00	152,503 47 152,700 00	24,196 53

001 / PNK3 / PNAO

2012 SUMMARY AMENDMENT

Page 26 of 36

Account Number 1594-0357
 Command Account Number 9086702095
 KLEIN FAMILY FOUNDATION
 ACCOUNT #1

Realized Gain/Loss

LONG TERM GAINS OR LOSSES FOR NONCOVERED SECURITIES

Description	Share Quantity	Adjusted Price/ Original Price	Open Date/ Acquisition Date	<i>Continued</i> Date of Sale or Exchange	Proceeds	Adjusted Cost/ Original Cost	Gain or Loss Amount
DECATUR GA SCH SYS CTF PARTN SCH BRDS ASSN TXBL BABS DRCT PAY RV ASSURED CPN 5 550% DUE 05/01/25 DTD 01/21/10 FC 05/01/10 CALL 05/01/20 @ 100 000 CUSIP 243124AN4	90,000 00000	101 3488 101 7000	01/14/10	09/19/12	100,077 30	91,213 92 91,530 00	8,863 38
DELL RAPIDS S/D NO 493 BUILD AMER BDS DRCT PAY G/O UT B/E TAXABLE A 2 CPN 5 654% DUE 01/15/25 DTD 04/13/10 FC 07/15/11 CALL 01/15/20 @ 100 000 CUSIP 247029DH1	145,000 00000	101 2195 101 5500	03/10/10	11/15/12	165,822 00	146,768 39 147,247 50	19,053 61
DOUGLAS CNTY NE SCH DIST NO 010 TAXABLE SER A BUILD AMER BDS G/O CPN 5 546% DUE 06/15/24 DTD 01/28/10 FC 06/15/10 CALL 06/15/20 @ 100 000 CUSIP 259309VH2	100,000 00000	101 2713 101 5500	01/14/10	06/11/12	113,120 00	101,271 35 101,550 00	11,848 65
FIFTH THIRD CAP V 7 25% DUE 08/15/67 CALL STARTING 08/15/12 CUSIP 31678W204	4,000 00000	25 0000	08/01/07	08/15/12	100,000 00	100,000 00	0 00

001 / PNK3 / PNAO



2012 SUMMARY AMENDMENT

Page 27 of 36

Account Number 1594-0357
 Command Account Number 9086702095
 KLEIN FAMILY FOUNDATION
 ACCOUNT #1

Realized Gain/Loss

LONG TERM GAINS OR LOSSES FOR NONCOVERED SECURITIES

Description	Share Quantity	Adjusted Price/ Original Price	Open Date/ Acquisition Date	<i>Continued</i> Date of Sale or Exchange	Proceeds	Adjusted Cost/ Original Cost	Gain or Loss Amount
FLORIDA HSG FIN CORP REV HOMEOWNER MTG SER 4 AMT B/E GNMA/FNMA/FHLMC CPN 5 150% DUE 10/01/12 DTD 08/17/06 FC 01/01/07 CUSIP 34073NQ60	5,000 00000	82 3532 81 4000	01/07/09	10/01/12	5,000 00	4,117 66 4,070 00	882 34
FLORIDA HSG FIN CORP XXX PARTIAL CALL 34073N-Q6-0 B/E GNMA/FNMA/FHLMC CPN 5 150% DUE 04/01/12 DTD 08/17/06 FC 01/01/07 CUSIP 34073NQ60	10,000 00000	82 2128 81 4000	01/07/09	04/02/12	10,000 00	8,221 28 8,140 00	1,778 72
FLORIDA HSG FIN CORP XXX PARTIAL CALL 34073N-Q6-0 B/E GNMA/FNMA/FHLMC CPN 5 150% DUE 07/01/12 DTD 08/17/06 FC 01/01/07 CUSIP 34073NQ60	50,000 00000	82 2822 81 4000	01/07/09	07/02/12	50,000 00	41,141 12 40,700 00	8,858 88
FLORIDA HSG FIN CORP XXX PARTIAL CALL 34073N-Q6-0 B/E GNMA/FNMA/FHLMC CPN 5 150% DUE 01/01/12 DTD 08/17/06 FC 01/01/07 CUSIP 34073NQ60	45,000 00000	82 1448 81 4000	01/07/09	01/04/12	45,000 00	36,965 18 36,630 00	8,034 82

001 / PNK3 / PNAO

2012 SUMMARY AMENDMENT

Page 28 of 36

Account Number 1594-0357
Command Account Number 9086702095
KLEIN FAMILY FOUNDATION
ACCOUNT #1

Realized Gain/Loss

LONG TERM GAINS OR LOSSES FOR NONCOVERED SECURITIES

Description	Share Quantity	Adjusted Price/ Original Price	Open Date/ Acquisition Date	<i>Continued</i> Date of Sale or Exchange	Proceeds	Adjusted Cost/ Original Cost	Gain or Loss Amount
FLORIDA ST DPT ENVMNTL PROTN REV SER B BABS ISSUER SUBSIDY TXBL B/E CPN 5 306% DUE 07/01/18 DTD 01/28/10 FC 07/01/10 CUSIP 34160WTW4	100,000 00000	101 0088 101 3000	01/08/10	04/23/12	114,298 00	101,008 87 101,300 00	13,289 13
FLORIDA ST DPT ENVMNTL PROTN REV SER B BABS ISSUER SUBSIDY TXBL B/E CPN 5 756% DUE 07/01/20 DTD 01/28/10 FC 07/01/10 CALL 07/01/19 @ 100 000 CUSIP 34160WTY0	150,000 00000	101 2480 101 5500	01/08/10	05/07/12	174,594 00	151,872 13 152,325 00	22,721 87
FLORIDA ST GOVERNMENTAL UTIL AUTH UTIL REV TXBL RFDG ALOHA BLD AMCA BDS CPN 5 022% DUE 10/01/20 DTD 10/13/10 FC 04/01/11 CUSIP 34281PLB7	200,000 00000	101 1166 101 2500	10/04/10	02/09/12	214,650 00	202,233 24 202,500 00	12,416 76
GENERAL ELEC CAP CORP STEP UP NOTES CALLABLE CPN 6 000% DUE 02/13/19 DTD 02/13/04 FC 08/13/04 CALL 08/13/12 @ 100 000 CUSIP 36962GF74	100,000 00000	100 9900	10/25/04	01/17/12	100,000 00	100,996 00	-996 00

001 / PNK3 / PNAO



2012 SUMMARY AMENDMENT

Page 29 of 36

Account Number 1594-0357
 Command Account Number 9086702095
 KLEIN FAMILY FOUNDATION
 ACCOUNT #1

Realized Gain/Loss

LONG TERM GAINS OR LOSSES FOR NONCOVERED SECURITIES

Description	Share Quantity	Adjusted Price/ Original Price	Open Date/ Acquisition Date	<i>Continued</i> Date of Sale or Exchange	Proceeds	Adjusted Cost/ Original Cost	Gain or Loss Amount
GENERAL ELEC CAP CORP STEP UP NOTES CALLABLE CPN 6 000% DUE 02/13/19 DTD 02/13/04 FC 08/13/04 CALL 02/13/13 @ 100 000 CUSIP 36962GF74	25,000 00000	100 0000	01/18/05	01/20/12	25,000 00	25,001 75	-1 75
	100,000 00000	100 4000	01/07/05	01/20/12	100,000 00	100,437 00	-437 00
	36,000 00000	100 3900	01/28/05	01/20/12	36,000 00	36,142 92	-142 92
	65,000 00000	100 4000	01/18/05	01/20/12	65,000 00	65,264 55	-264 55
Subtotal	226,000.00000				226,000.00	226,846.22	-846.22
GENERAL ELEC CAP CORP STEP COUPON MEDIUM TERM NOTES SERIES A CALLABLE CPN 5 250% DUE 11/05/24 DTD 11/05/04 FC 05/05/05 CALL 05/05/13 @ 100 000 CUSIP 36962GL93	25,000 00000	95 0500	02/15/07	05/07/12	25,187 50	23,762 50	1,425 00
	50,000 00000	98 3100	01/24/05	05/07/12	50,375 00	49,159 50	1,215 50
Subtotal	75,000.00000				75,562.50	72,922.00	2,640.50
GIG HARBOR WA W&S REV TAXABLE BUILD AMER BDS B/E TXBL CPN 5 403% DUE 04/01/23 DTD 03/30/10 FC 10/01/10 CALL 04/01/20 @ 100 000 CUSIP 37517HBR0	170,000 00000	102 2702 102 6500	03/12/10	01/05/12	183,292 30	173,859 34 174,505 00	9,432 96

001 / PNK3 / PNAO

2012 SUMMARY AMENDMENT

Page 30 of 36

Account Number 1594-0357
 Command Account Number 9086702095
 KLEIN FAMILY FOUNDATION
 ACCOUNT #1

Realized Gain/Loss

LONG TERM GAINS OR LOSSES FOR NONCOVERED SECURITIES

Description	Share Quantity	Adjusted Price/ Original Price	Open Date/ Acquisition Date	<i>Continued</i> Date of Sale or Exchange	Proceeds	Adjusted Cost/ Original Cost	Gain or Loss Amount
GRAND HAVEN MI CAP IMPT G/O LTD B/E TXBL CPN 5 400% DUE 04/01/26 DTD 10/21/09 FC 04/01/10 CALL 04/01/19 @ 100 000 CUSIP 385532HD1	165,000 00000	99 9500	10/06/09	02/09/12	180,095 85	164,917 50	15,178 35
KENTUCKY ST PPTY & BLDGS COMMN REVS TAXABLE PROJ NO 99 SER C BABS B/E CPN 4 403% DUE 11/01/20 DTD 11/17/10 FC 05/01/11 CUSIP 49151E7A5	100,000 00000	101 2645 101 4250	10/27/10	03/23/12	106,454 00	101,264 58 101,425 00	5,189 42
	140,000 00000	101 2645 101 4250	10/28/10	03/23/12	149,035 60	141,770 41 141,995 00	7,265 19
Subtotal	240,000.00000				255,489.60	243,034.99 243,420.00	12,454.61
LEHMAN BROS HOLDINGS INC GLOBAL NOTES CPN 6 625% DUE 01/18/12 DTD 01/10/02 FC 07/18/02 CUSIP 52517PSC6	25,000 00000	100 0000 102 2300	05/22/02	04/17/12	1,514 94	25,000 00 25,564 00	-23,485 06
LEHMAN BROS HLDG 7 95% NON-CUM PERP PFD CALL STARTING 2/15/2013 CUSIP 52520W317	10,000 00000 5,000 00000	25 0000 25 0000	02/05/08 02/05/08	03/09/12 03/09/12	N/A N/A	250,000 00 125,000 00	N/A N/A
Subtotal	15,000.00000				0.00	375,000.00	0.00

001 / PNK3 / PNAO



2012 SUMMARY AMENDMENT

Page 31 of 36

Account Number 1594-0357
 Command Account Number 9086702095
 KLEIN FAMILY FOUNDATION
 ACCOUNT #1

Realized Gain/Loss

LONG TERM GAINS OR LOSSES FOR NONCOVERED SECURITIES

Description	Share Quantity	Adjusted Price/ Original Price	Open Date/ Acquisition Date	<i>Continued</i> Date of Sale or Exchange	Proceeds	Adjusted Cost/ Original Cost	Gain or Loss Amount
LEHMAN BROTHERS HOLDINGS LEHMAN NOTES MONTHLY PAY - CALLABLE CPN 6 100% DUE 08/12/23 DTD 08/12/03 FC 09/12/03 CUSIP 52519FBN0	50,000 00000	100 0000 103 5200	11/23/04	04/17/12	2,999 95	50,000 00 51,760 50	-47,000 05
METROPOLITAN TRANSN AUTH NY REV TRANSN SER C 1 BAB ISSUER SUBSIDY TXBL CPN 5 119% DUE 11/15/19 DTD 07/07/10 FC 11/15/10 CUSIP 59259YDG1	250,000 00000	103 1185 103 7090	10/29/10	07/17/12	286,920 00	257,796 36 259,272 50	29,123 64
	150,000 00000	103 1185 103 7090	10/29/10	07/17/12	172,152 00	154,677 82 155,563 50	17,474 18
Subtotal	400,000.00000				459,072.00	412,474.18 414,836.00	46,597.82
MICHIGAN ST G/O UNLTD B/E OID CPN 6 850% DUE 11/01/19 DTD 04/14/09 FC 11/01/09 CUSIP 5946103R6	250,000 00000	109 8330 111 8250	01/07/10	01/25/12	312,000 00	274,582 73 279,562 50	37,417 27
	185,000 00000	109 7574 111 7250	01/12/10	01/25/12	230,880 00	203,051 26 206,691 25	27,828 74
	250,000 00000	114 6331 116 7000	09/17/10	01/25/12	312,000 00	286,582 85 291,750 00	25,417 15
Subtotal	685,000.00000				854,880.00	764,216.84 778,003.75	90,663.16

001 / PNK3 / PNAO

2012 SUMMARY AMENDMENT

Page 32 of 36

Account Number 1594-0357
 Command Account Number 9086702095
 KLEIN FAMILY FOUNDATION
 ACCOUNT #1

Realized Gain/Loss

LONG TERM GAINS OR LOSSES FOR NONCOVERED SECURITIES

Description	Share Quantity	Adjusted Price/ Original Price	Open Date/ Acquisition Date	Continued Date of Sale or Exchange	Proceeds	Adjusted Cost/ Original Cost	Gain or Loss Amount
MISSISSIPPI HM CORP XXX PARTIAL CALL 60535M-VX-4 B/E GUAR FNMA AMT CPN 6 450% DUE 09/01/12 DTD 06/25/02 FC 12/01/02 CUSIP 60535MVX4	5,000 00000	97 3700	12/18/08	09/04/12	5,000 00	4,868 75	131 25
MISSISSIPPI HM CORP XXX PARTIAL CALL 60535M-VX-4 B/E GUAR FNMA AMT CPN 6 450% DUE 06/01/12 DTD 06/25/02 FC 12/01/02 CUSIP 60535MVX4	5,000 00000	97 3700	12/18/08	06/01/12	5,000 00	4,868 75	131 25
MISSISSIPPI HM CORP XXX PARTIAL CALL 60535M-VX-4 B/E GUAR FNMA AMT CPN 6 450% DUE 07/01/12 DTD 06/25/02 FC 12/01/02 CUSIP 60535MVX4	5,000 00000	97 3700	12/18/08	07/02/12	5,000 00	4,868 75	131 25
MISSISSIPPI HM CORP XXX PARTIAL CALL 60535M-VX-4 B/E GUAR FNMA AMT CPN 6 450% DUE 02/01/12 DTD 06/25/02 FC 12/01/02 CUSIP 60535MVX4	5,000 00000	97 3700	12/18/08	02/01/12	5,000 00	4,868 75	131 25
MOUNT VERNON IL SER B BAB DIRECT PMT TAXABLE G/O UNLTD B/E AGM CPN 5 050% DUE 11/01/22 DTD 09/02/10 FC 05/01/11 CALL 11/01/20 @ 100 000 CUSIP 623385DT5	130,000 00000	100 0179 100 0200	05/12/11	11/23/12	144,820 00	130,023 27 130,026 00	14,796 73

001 / PNK3 / PNAO



2012 SUMMARY AMENDMENT

Page 33 of 36

Account Number 1594-0357
 Command Account Number 9086702095
 KLEIN FAMILY FOUNDATION
 ACCOUNT #1

Realized Gain/Loss

LONG TERM GAINS OR LOSSES FOR NONCOVERED SECURITIES							
Description	Share Quantity	Adjusted Price/ Original Price	Open Date/ Acquisition Date	<i>Continued</i> Date of Sale or Exchange	Proceeds	Adjusted Cost/ Original Cost	Gain or Loss Amount
NEW YORK NY SER D 1 BUILD AMER BDS G/O UNLTD B/E TXBL CPN 5 399% DUE 12/01/24 DTD 12/17/09 FC 06/01/10 CUSIP 64966HTY6	200,000 00000	99 7510	12/21/09	04/10/12	233,538 00	199,502 00	34,036 00
	50,000 00000	98 2000	12/30/09	04/10/12	58,384 50	49,100 00	9,284 50
	125,000 00000	98 2000	12/30/09	04/26/12	146,272 50	122,750 00	23,522 50
Subtotal	375,000.00000				438,195.00	371,352.00	66,843.00
NEW YORK ST DORM AUTH REVS NON ST SUPPORTED DEBT TAXABLE PLEDGED CPN 5 000% DUE 12/01/20 DTD 12/09/10 FC 06/01/11 CUSIP 6499057D2	100,000 00000	99 7250	12/06/10	04/18/12	110,450 00	99,725 00	10,725 00
NEW YORK ST MTG AGY RV SR 101 B/E LT AMT CPN 5 400% DUE 04/01/32 DTD 06/01/02 FC 10/01/02 PRE 08/30/12 @ 100 000 CUSIP 64988PQF6	150,000 00000	92 8087 92 1800	01/30/09	08/10/12	150,000 00	139,213 14 138,274 50	10,786 86
NEW YORK ST MTG AGY RXXX PARTIAL CALL 64988P-QF-6 CPN 5 400% DUE 04/01/12 DTD 06/01/02 FC 10/01/02 CUSIP 64988PQF6	15,000 00000	92 7389 92 1800	01/30/09	04/02/12	15,000 00	13,910 84 13,827 45	1,089 16

001 / PNK3 / PNAO

2012 SUMMARY AMENDMENT

Page 34 of 36

Account Number 1594-0357
 Command Account Number 9086702095
 KLEIN FAMILY FOUNDATION
 ACCOUNT #1

Realized Gain/Loss

LONG TERM GAINS OR LOSSES FOR NONCOVERED SECURITIES

Description	Share Quantity	Adjusted Price/ Original Price	Open Date/ Acquisition Date	<i>Continued</i> Date of Sale or Exchange	Proceeds	Adjusted Cost/ Original Cost	Gain or Loss Amount
NEXTEL COMMUNICATIONS SERIES E CALLABLE CPN 6 875% DUE 10/31/13 DTD 04/30/05 FC 10/31/05 CUSIP 65332VBH5	42,000 00000	100 0000 108 3700	10/06/05	08/24/12	42,000 00	42,000 00 45,517 50	0 00
NEXTEL COMMUNICATIONSXXX PARTIAL CALL 65332V-BH-5 CALLABLE CPN 6 875% DUE 06/08/12 DTD 04/30/05 FC 10/31/05 CUSIP 65332VBH5	88,000 00000	101 4501 108 3700	10/06/05	06/08/12	88,000 00	89,276 11 95,370 00	-1,276 11
NY MUN BD BK AGY RECOVERY ACT SUB SER A2 REV B/E TAXABLE CPN 5 161% DUE 12/15/22 DTD 12/30/09 FC 06/15/10 CUSIP 64988VBY8	360,000 00000	99 4500	12/28/09	04/04/12	400,356 00	358,020 00	42,336 00
PHARR SAN JUAN ALAMO TX INDPT SCH DIST TAXABLE QUALIFIED SCH CONSTR NTS CPN 5 497% DUE 02/01/21 DTD 02/01/11 FC 08/01/11 CUSIP 717146RY2	150 000 00000	101 9234 102 2000	03/04/11	10/05/12	162,915 00	152,885 23 153,300 00	10,029 77

001 / PNK3 / PNAO



2012 SUMMARY AMENDMENT

Page 35 of 36

Account Number 1594-0357
Command Account Number 9086702095
KLEIN FAMILY FOUNDATION
ACCOUNT #1

Realized Gain/Loss

LONG TERM GAINS OR LOSSES FOR NONCOVERED SECURITIES

Description	Share Quantity	Adjusted Price/ Original Price	Open Date/ Acquisition Date	<i>Continued</i> Date of Sale or Exchange	Proceeds	Adjusted Cost/ Original Cost	Gain or Loss Amount
SAN FRANCISCO CA CITY & CNTY REDV A FING ATH TAX ALLOC REV TXBL OID B/E CPN 8 250% DUE 08/01/24 DTD 09/03/09 FC 02/01/10 CALL 08/01/19 @ 100 000 CUSIP 79771PP41	100,000 00000	105 7287 107 3140	09/11/09	07/05/12	114,450 00	105,728 74 107,314 00	8,721 26
SAN FRANCISCO CA CITY & CNTY REDEV FING AUTH TAX ALLOC REV TXBL B/E OID A CPN 8 000% DUE 08/01/19 DTD 09/03/09 FC 02/01/10 CUSIP 79771PP33	200,000 00000	100 8490 101 0700	08/19/09	07/05/12	225,500 00	201,698 12 202,140 00	23,801 88
TOLEDO OH TAXABLE STR IMPT G/O LTD B/E ASSURED GUAR TXBL CPN 6 300% DUE 12/01/12 DTD 10/15/09 FC 06/01/10 CUSIP 889278PQ4	15,000 00000	102 6369 103 5000	10/15/09	12/03/12	15,000 00	15,395 54 15,525 00	-395 54
TOTAL LONG TERM GAINS OR LOSSES FOR NONCOVERED SECURITIES					\$6,038,657.24	\$5,972,334.28 \$6,006,118.32	\$441,322.96

For some tax lots complete data is not available. Therefore, you may see N/A in the Proceeds or Gain/Loss column, or Not Provided in the Cost column. In these situations, you should determine the actual cost or proceeds and calculate the Gain/Loss. Please note that the totals and subtotals will include any available cost or proceeds, even if the Gain/Loss is marked N/A.

2012 SUMMARY AMENDMENT

Page 36 of 36

Account Number 1594-0357
 Command Account Number 9086702095
 KLEIN FAMILY FOUNDATION
 ACCOUNT #1

Realized Gain/Loss

UNKNOWN TERM GAINS OR LOSSES FOR NONCOVERED SECURITIES

Description	Share Quantity	Adjusted Price/ Original Price	Open Date/ Acquisition Date	Date of Sale or Exchange	Proceeds	Adjusted Cost/ Original Cost	Gain or Loss Amount
LEHMAN BROS HOLDINGS INC GLOBAL NOTES CPN 6 625% DUE 01/18/12 DTD 01/10/02 FC 07/18/02 CUSIP 52517PSC6	0 00000	0 0000	UNKNOWN	10/01/12	963 61	0 01	963 60
LEHMAN BROTHERS HOLDINGS LEHMAN NOTES MONTHLY PAY - CALLABLE CPN 6 100% DUE 08/12/23 DTD 08/12/03 FC 09/12/03 CUSIP 52519FBN0	0 00000	0 0000	UNKNOWN	10/01/12	1,908 19	0 01	1,908 18
TOTAL UNKNOWN TERM GAINS OR LOSSES FOR NONCOVERED SECURITIES					\$2,871.80	\$0.02	\$2,871.78

	PROCEEDS	COST	
D-1.4 (12/13)	6,038,657.24	5,972,334.28	66,322.96
D-1.4 (13/13)	2,871.80	.02	2,871.78
	6,041,529.04	5,972,334.30	69,194.74

001 / PNK3 / PNAO



2012 SUMMARY AMENDMENT

Page 15 of 22

Account Number 6180-3558
 Command Account Number 9087460358
 KLEIN FAMILY FOUNDATION #2

Realized Gain/Loss

SHORT TERM GAINS OR LOSSES FOR NONCOVERED SECURITIES

Description	Share Quantity	Adjusted Price/ Original Price	Open Date/ Acquisition Date	<i>Continued</i> Date of Sale or Exchange	Proceeds	Adjusted Cost/ Original Cost	Gain or Loss Amount
ROYCE FUND VALUE PLUS FUND SERVICE CLASS CUSIP 780905741	120 26600	11 8900	12/12/11	08/22/12	1,597 14	1,429 96	167 18
TOTAL SHORT TERM GAINS OR LOSSES FOR NONCOVERED SECURITIES					\$20,338.73	\$20,241.06 \$20,245.52	\$97.67

LONG TERM GAINS OR LOSSES FOR NONCOVERED SECURITIES

Description	Share Quantity	Adjusted Price/ Original Price	Open Date/ Acquisition Date	Date of Sale or Exchange	Proceeds	Adjusted Cost/ Original Cost	Gain or Loss Amount
CAPITAL INCOME BLDR CL A CUSIP 140193103	3,838 77200	52 1000	01/24/05	01/13/12	188,406 92	200,000 00	-11,593 08
	33 92800	54 3100	06/21/06	01/13/12	1,665 18	1,842 62	-177 44
	32 32200	58 1100	09/21/06	01/13/12	1,586 36	1,878 23	-291 87
	75 19600	60 7600	12/26/06	01/13/12	3,690 62	4,568 90	-878 28
	31 49200	60 7600	12/27/06	01/13/12	1,545 62	1,913 45	-367 83
	19 28100	60 7600	12/29/06	01/13/12	946 31	1,171 51	-225 20
	32 49200	61 4100	03/22/07	01/13/12	1,594 70	1,995 33	-400 63
	31 34200	64 8200	06/21/07	01/13/12	1,538 26	2,031 58	-493 32
	31 40300	65 8500	09/25/07	01/13/12	1,541 26	2,067 88	-526 62
	1,527 18400	65 4800	11/15/07	01/13/12	74,954 24	100,000 00	-25,045 76
	50 46900	61 6100	12/26/07	01/13/12	2,477 02	3,109 39	-632 37
	220 22700	61 6100	12/26/07	01/13/12	10,808 74	13,568 18	-2,759 44
	38 45200	61 6100	12/27/07	01/13/12	1,887 22	2,369 02	-481 80
	1,625 75200	61 5100	01/08/08	01/13/12	79,791 99	100,000 00	-20,208 01
	67 19600	57 1500	03/28/08	01/13/12	3,297 98	3,840 25	-542 27

001 / PNK3 / PNAO

2012 SUMMARY AMENDMENT

Page 16 of 22

Account Number 6180-3558
Command Account Number 9087460358
KLEIN FAMILY FOUNDATION #2

Realized Gain/Loss

LONG TERM GAINS OR LOSSES FOR NONCOVERED SECURITIES				<i>Continued</i>		Adjusted Cost/ Original Cost	Gain or Loss Amount
Description	Share Quantity	Adjusted Price/ Original Price	Open Date/ Acquisition Date	Date of Sale or Exchange	Proceeds		
	70 37800	57 0700	06/23/08	01/13/12	3,454 15	4,016 47	-562 32
	78 32300	52 2800	09/26/08	01/13/12	3,844 09	4,094 73	-250 64
	86 30800	40 6900	12/29/08	01/13/12	4,236 00	3,511 87	724 13
	102 53500	40 6900	12/30/08	01/13/12	5,032 42	4,172 15	860 27
	94 61800	37 1700	03/23/09	01/13/12	4,643 86	3,516 95	1,126 91
	87 29800	41 6900	06/22/09	01/13/12	4,284 59	3,639 45	645 14
	79 35200	46 3600	09/28/09	01/13/12	3,894 60	3,678 74	215 86
	0 33100	52 6500	04/26/05	01/13/12	16 24	17 42	-1 18
	0 00400	52 7400	06/22/05	01/13/12	0 19	0 21	-0 02
	0 00400	52 7400	06/22/05	01/13/12	0 19	0 21	-0 02
	0 00400	53 9400	09/27/05	01/13/12	0 19	0 21	-0 02
	0 00400	53 9400	09/27/05	01/13/12	0 19	0 21	-0 02
	0 00600	52 9300	12/23/05	01/13/12	0 29	0 31	-0 02
	0 00200	52 9300	12/23/05	01/13/12	0 09	0 10	-0 01
	0 00600	52 9300	12/23/05	01/13/12	0 29	0 31	-0 02
	0 00200	52 9300	12/23/05	01/13/12	0 09	0 10	-0 01
	0 00400	52 9300	12/27/05	01/13/12	0 19	0 21	-0 02
	0 00400	52 9300	12/27/05	01/13/12	0 19	0 21	-0 02
	0 00400	54 3100	06/21/06	01/13/12	0 19	0 21	-0 02
	0 00400	54 3100	06/21/06	01/13/12	0 19	0 21	-0 02
	0 00400	58 1100	09/21/06	01/13/12	0 19	0 23	-0 04
	0 00400	58 1100	09/21/06	01/13/12	0 19	0 23	-0 04
	0 00900	60 7600	12/26/06	01/13/12	0 44	0 54	-0 10
	0 00900	60 7600	12/26/06	01/13/12	0 44	0 54	-0 10
	0 00400	60 7600	12/27/06	01/13/12	0 19	0 24	-0 05

001 / PNK3 / PNAO



2012 SUMMARY AMENDMENT

Page 17 of 22

Account Number 6180 3558
 Command Account Number 9087460358
 KLEIN FAMILY FOUNDATION #2

Realized Gain/Loss

LONG TERM GAINS OR LOSSES FOR NONCOVERED SECURITIES				Continued			
Description	Share Quantity	Adjusted Price/ Original Price	Open Date/ Acquisition Date	Date of Sale or Exchange	Proceeds	Adjusted Cost/ Original Cost	Gain or Loss Amount
	0 00400	60 7600	12/27/06	01/13/12	0 19	0 24	-0 05
	0 00400	61 4100	03/22/07	01/13/12	0 19	0 24	-0 05
	0 00400	61 4100	03/22/07	01/13/12	0 19	0 24	-0 05
	0 00400	65 8500	09/25/07	01/13/12	0 19	0 26	-0 07
	0 00400	65 8500	09/25/07	01/13/12	0 19	0 26	-0 07
	0 00400	61 6100	12/26/07	01/13/12	0 19	0 24	-0 05
	0 01900	61 6100	12/26/07	01/13/12	0 93	1 17	-0 24
	0 00400	61 6100	12/26/07	01/13/12	0 19	0 24	-0 05
	0 01900	61 6100	12/26/07	01/13/12	0 93	1 17	-0 24
	0 00400	61 6100	12/27/07	01/13/12	0 19	0 24	-0 05
	0 00400	61 6100	12/27/07	01/13/12	0 19	0 24	-0 05
	0 00500	57 0700	06/23/08	01/13/12	0 24	0 28	-0 04
	0 00500	57 0700	06/23/08	01/13/12	0 24	0 28	-0 04
	0 00500	52 2800	09/26/08	01/13/12	0 24	0 26	-0 02
	0 00500	52 2800	09/26/08	01/13/12	0 24	0 26	-0 02
	0 00600	40 6900	12/29/08	01/13/12	0 29	0 24	0 05
	0 00600	40 6900	12/29/08	01/13/12	0 29	0 24	0 05
	0 00700	40 6900	12/30/08	01/13/12	0 34	0 28	0 06
	0 00700	40 6900	12/30/08	01/13/12	0 34	0 28	0 06
	0 00600	37 1700	03/23/09	01/13/12	0 29	0 22	0 07
	0 00600	37 1700	03/23/09	01/13/12	0 29	0 22	0 07
	0 00600	41 6900	06/22/09	01/13/12	0 29	0 24	0 05
	0 00500	46 3600	09/28/09	01/13/12	0 24	0 25	-0 01
	107 24000	47 3400	12/21/09	01/13/12	5,263 35	5,076 75	186 60
	73 44400	47 8200	03/22/10	01/13/12	3,604 64	3,512 09	92 55

001 / PNK3 / PNAO

2012 SUMMARY AMENDMENT

Page 18 of 22

Account Number 6180-3558
Command Account Number 9087460358
KLEIN FAMILY FOUNDATION #2

Realized Gain/Loss

LONG TERM GAINS OR LOSSES FOR NONCOVERED SECURITIES							
Description	Share Quantity	Adjusted Price/ Original Price	Open Date/ Acquisition Date	<i>Continued</i> Date of Sale or Exchange	Proceeds	Adjusted Cost/ Original Cost	Gain or Loss Amount
	82 93600	45 7700	06/21/10	01/13/12	4,070 51	3,796 00	274 51
	79 82800	48 0200	09/20/10	01/13/12	3,917 97	3,833 32	84 65
	120 26800	49 3300	12/21/10	01/13/12	5,902 77	5,932 84	-30 07
Subtotal	8,718.58800				427,908.24	489,166.99	-61,258.75
CAPITAL WORLD GROWTH & INCOME FD INC CLASS A CUSIP 140543109	5,485 46700	37 6000	02/15/06	12/31/12	204,059 37	206,253 56	-2,194 19
	21 27800	38 6700	03/22/06	12/31/12	791 54	822 82	-31 28
	44 84300	36 8400	06/22/06	12/31/12	1,668 15	1,652 01	16 14
	27 92600	39 7600	09/22/06	12/31/12	1,038 84	1,110 33	-71 49
	33 51500	41 6200	12/26/06	12/31/12	1,246 75	1,394 89	-148 14
	241 17100	41 6200	12/26/06	12/31/12	8,971 56	10,037 53	-1,065 97
	2,430 72400	41 1400	03/13/07	12/31/12	90,422 93	100,000 00	-9,577 07
	40 31600	41 1000	03/21/07	12/31/12	1,499 75	1,656 98	-157 23
	72 06400	46 2100	06/20/07	12/31/12	2,680 78	3,330 07	-649 29
	44 31800	47 3700	09/26/07	12/31/12	1,648 62	2,099 34	-450 72
	2,069 53600	48 3200	10/19/07	12/31/12	76,986 74	100,000 00	-23,013 26
	5,226 84500	47 8300	11/15/07	12/31/12	194,438 65	250,000 00	-55,561 35
	109 16500	43 2500	12/20/07	12/31/12	4,060 93	4,721 38	-660 45
	1,189 53800	43 2500	12/20/07	12/31/12	44,250 82	51,447 51	-7,196 69
	25 47200	43 2500	12/20/07	12/31/12	947 55	1,101 66	-154 11
	2,292 00100	43 6300	01/08/08	12/31/12	85,262 45	100,000 00	-14,737 55
	96 72300	40 0200	03/25/08	12/31/12	3,598 09	3,870 85	-272 76
	207 85000	40 2400	06/30/08	12/31/12	7,732 02	8,363 88	-631 86
	142 57900	34 4700	09/25/08	12/31/12	5,303 94	4,914 70	389 24

001 / PNK3 / PNAO



2012 SUMMARY AMENDMENT

Page 19 of 22

Account Number 6180-3558
 Command Account Number 9087460358
 KLEIN FAMILY FOUNDATION #2

Realized Gain/Loss

LONG TERM GAINS OR LOSSES FOR NONCOVERED SECURITIES							
Description	Share Quantity	Adjusted Price/ Original Price	Open Date/ Acquisition Date	Continued Date of Sale or Exchange	Proceeds	Adjusted Cost/ Original Cost	Gain or Loss Amount
	222 98800	26 6400	12/18/08	12/31/12	8,295 15	5,940 40	2,354 75
	128 96700	23 2900	03/23/09	12/31/12	4,797 57	3,003 64	1,793 93
	290 81200	27 7200	06/22/09	12/31/12	10,818 21	8,061 31	2,756 90
	94 38600	32 4900	09/28/09	12/31/12	3,511 16	3,066 61	444 55
	108 60500	34 0400	12/17/09	12/31/12	4,040 10	3,696 93	343 17
	91 65600	33 7900	03/22/10	12/31/12	3,409 60	3,097 06	312 54
	264 77800	31 3300	06/21/10	12/31/12	9,849 74	8,295 50	1,554 24
	94 55400	33 3200	09/20/10	12/31/12	3,517 41	3,150 53	366 88
	119 67200	35 2600	12/20/10	12/31/12	4,451 80	4,219 62	232 18
	89 42600	35 5900	03/21/11	12/31/12	3,326 65	3,182 66	143 99
	237 20800	35 9300	06/20/11	12/31/12	8,824 14	8,522 87	301 27
	100 30000	32 2200	09/19/11	12/31/12	3,731 16	3,231 66	499 50
	173 49100	31 1900	12/19/11	12/31/12	6,453 87	5,411 17	1,042 70
Subtotal	21,818.17400				811,636.04	915,657.47	-104,021.43
FIDELITY							
ADVISOR NEW INSIGHTS FD							
CLASS A							
CUSIP 316071208							
	5,668 93400	17 6400	01/17/06	08/24/12	127,607 70	100,000 00	27,607 70
	2,331 06600	17 2700	01/20/06	08/24/12	52,472 30	40,257 51	12,214 79
Subtotal	8,000.00000				180,080.00	140,257.51	39,822.49
GENERAL ELECTRIC COMPANY							
CUSIP 369604103							
	1,300 00000	19 1100	10/22/08	08/22/12	26,996 99	24,843 00	2,153 99
	1,000 00000	17 8700	11/11/08	08/22/12	20,766 92	17,878 00	2,888 92
	3,059 00000	15 7470	09/08/10	08/22/12	63,526 01	48,170 07	15,355 94
	941 00000	15 7500	09/08/10	08/22/12	19,541 68	14,820 75	4,720 93
Subtotal	6,300.00000				130,831.60	105,711.82	25,119.78

001 / PNK3 / PNAO

2012 SUMMARY AMENDMENT

Page 20 of 22

Account Number 6180-3558
Command Account Number 9087460358
KLEIN FAMILY FOUNDATION #2

Realized Gain/Loss

LONG TERM GAINS OR LOSSES FOR NONCOVERED SECURITIES							
Description	Share Quantity	Adjusted Price/ Original Price	Open Date/ Acquisition Date	Continued Date of Sale or Exchange	Proceeds	Adjusted Cost/ Original Cost	Gain or Loss Amount
INTEL CORP CUSIP 458140100	1,000 00000	23 3800	12/30/04	04/30/12	28,368 36	23,430 00	4,938 36
ISHARES FTSE CHINA 25 INDEX FUND CUSIP 464287184	1,100 00000	22 0900	10/24/08	08/22/12	37,401 44	24,299 44	13,102 00
	9 37300	38 2989	06/26/09	08/22/12	318 69	358 96	-40 27
	5 77600	42 6662	12/31/09	08/22/12	196 39	246 45	-50 06
	12 47300	41 0171	06/25/10	08/22/12	424 10	511 60	-87 50
	4 45400	42 8307	12/30/10	08/22/12	151 44	190 78	-39 34
	18 46300	42 0351	06/27/11	08/22/12	627 77	776 09	-148 32
Subtotal	1,150.53900				39,119.83	26,383.32	12,736.51
ISHARES MSCI BRAZIL INDEX CUSIP 464286400	539 00000	30 2700	10/24/08	08/22/12	29,266 36	16,318 77	12,947 59
	11 00000	30 2700	10/24/08	08/22/12	597 27	333 03	264 24
	6 14800	53 0335	06/29/09	08/22/12	333 82	326 05	7 77
		53 9954				331 95	
	23 57800	74 1415	12/31/09	08/22/12	1,280 22	1,748 11	-467 89
		75 1016				1,770 75	
	1 19800	76 0350	01/06/10	08/22/12	65 04	91 09	-26 05
		77 0257				92 24	
	3 56600	63 2164	06/29/10	08/22/12	193 62	225 43	-31 81
		64 1739				228 85	
	25 48800	75 4327	12/30/10	08/22/12	1,383 94	1,922 63	-538 69
		76 3939				1,947 10	
	2 19800	76 6606	01/05/11	08/22/12	119 34	168 50	-49 16
		77 6219				170 61	

001 / PNK3 / PNAO



2012 SUMMARY AMENDMENT

Page 21 of 22

Account Number 6180-3558
Command Account Number 9087460358
KLEIN FAMILY FOUNDATION #2

Realized Gain/Loss

LONG TERM GAINS OR LOSSES FOR NONCOVERED SECURITIES

Description	Share Quantity	Adjusted Price/ Original Price	Open Date/ Acquisition Date	Continued		Proceeds	Adjusted Cost/ Original Cost	Gain or Loss Amount
				Date of Sale or Exchange				
	9 40600	69 5758 70 5358	06/28/11	08/22/12		510 73	654 43 663 46	-143 70
Subtotal	621.58200					33,750.34	21,788.04 21,856.76	11,962.30
MICROSOFT CORP CUSIP 594918104	1,000 00000	23 5300	12/19/00	04/30/12		31,985 28 B	23,527 04	8,458 24
	1,000 00000	21 1900	11/11/08	04/30/12		31,985 29	21,198 00	10,787 29
Subtotal	2,000 00000					63,970.57	44,725.04	19,245.53
MUTUAL SER FD INC EUROPEAN FD CLASS Z CUSIP 628380503	42,213 69100	15 2000	12/19/00	08/22/12	(A) (B)	878,889 04 618,604.70	641,648 10	237,240 94
	5,817 04900	15 1700	12/21/00	08/22/12		121,110 96 38,128.29	88,244 64	32,866 32
Subtotal	48,030.74000					1,000,000.00 706,732.99	729,892.74	270,107.26
MUTUAL SER FD INC GLBL DISCOVERY FUND CL Z CUSIP 628380404	11,000 00000	18 5500	12/19/00	08/22/12	(A) (B)	332,200 00 148,888.91	204,050 00	128,150 00
	3,000 00000	18 5500	12/19/00	08/24/12		90,390 00 48,696.47	55,650 00	34,740 00
Subtotal	14,000.00000					422,590.00 197,585.38	259,700.00	162,890.00
PEPSICO INCORPORATED CUSIP 713448108	300 00000	56 0000	01/27/06	08/22/12		21,837 16	16,815 00	5,022 16
	1,624 00000	66 1300	07/22/08	08/22/12		118,211 88	107,422 41	10,789 47
	1,000 00000	66 1300	07/22/08	08/22/12		72,788 07	66,146 80	6,641 27
	76 00000	66 1300	07/22/08	08/22/12		5,531 77	5,027 15	504 62
	22 48800	55 1290	06/30/09	08/22/12		1,636 83	1,239 75	397 08
	2 00000	55 1290	06/30/09	08/22/12		145 58	110 25	35 33
Subtotal	3,024.48800					220,151.29	196,761.36	23,389.93

(A) Broker used
FMV on date of gift
as was

(B) These securities were donated
This is original cost

001 / PNK3 / PNAO

2012 SUMMARY AMENDMENT

Page 22 of 22

Account Number 6180-3558
Command Account Number 9087460358
KLEIN FAMILY FOUNDATION #2

Realized Gain/Loss

LONG TERM GAINS OR LOSSES FOR NONCOVERED SECURITIES

Description	Share Quantity	Adjusted Price/ Original Price	Open Date/ Acquisition Date	<i>Continued</i> Date of Sale or Exchange	Proceeds	Adjusted Cost/ Original Cost	Gain or Loss Amount
PULTE GROUP INC CUSIP 745867101	4,000 00000	13 7300	10/19/07	08/22/12	53,316 80	55,083 20	-1,766 40
	2,011 00000	10 0900	11/21/07	08/22/12	26,805 03	20,369 02	6,436 01
	1,989 00000	10 0900	11/21/07	08/22/12	26,526 69	20,146 18	6,380 51
	1,600 00000	8 4200	07/11/08	08/22/12	21,338 72	13,520 00	7,818 72
	2,400 00000	8 4200	07/15/08	08/22/12	32,008 09	20,280 00	11,728 09
Subtotal	12,000.00000				159,995.33	129,398.40	30,596.93
ROYCE FUND VALUE PLUS FUND SERVICE CLASS CUSIP 780905741	17,873 10100	11 1900	09/08/10	08/22/12	237,354 78	200,050 00	37,304 78
	46 24200	13 1800	12/13/10	08/22/12	614 09	609 47	4 62
Subtotal	17,919.34300				237,968.87	200,659.47	37,309.40
SPDR DOW JONES INDL ETF AVERAGE ETF TR CUSIP 78467X109	400 00000	82 5400	10/27/08	05/01/12	53,180 64	33,017 60	20,163 04
	50 00000	76 0000	11/20/08	05/01/12	6,647 59	3,800 00	2,847 59
Subtotal	450.00000				59,828.23	36,817.60	23,010.63
SPDR S&P MIDCAP 400 ETF TRUST SERIES N CUSIP 78467Y107	500 00000	90 2500	10/24/08	08/24/12	88,248 02	45,125 00	43,123.02
UNITED TECHNOLOGIES CORP CUSIP 913017109	750 00000	66 9900	01/22/08	08/22/12	59,413 67	50,272 50	9,141 17
TOTAL LONG TERM GAINS OR LOSSES FOR NONCOVERED SECURITIES					\$3,963,860.39	\$3,415,747.26 \$3,415,815.98	\$548,113.13

B Option premiums are included in the proceeds when the underlying option results in a sale. Similarly, option premiums are included in the cost basis when the underlying option results in a purchase.

	PROCEEDS	COST	
	3,963,860.39	3,415,815.98	548,044.41
D - 1.5 (7/8) = DECREASE IN COST DUE TO DONATED SECURITIES		(85,274.37)	85,274.37
	3,963,860.39	3,330,541.61	633,318.78

001 / PNK3 / PNAO

Form 990PF Part IV - Capital Gains and Losses for Tax on Investment Income - Columns a - d

(a) List and describe the kind(s) of property sold (e g , real estate, 2-story brick warehouse, or common stock, 200 shs MLC Co)	(b) How acquired P—Purchase D—Donation	(c) Date acquired (mo , day, yr)	(d) Date sold (mo , day, yr)
WELLS FARGO 0357 - ST COVERED (SEE STMT D-1 1)	P	2012-01-02	2012-12-31
WELLS FARGO 0357 - LT NONCOVERED (STMT D-1 4)	P	2011-01-02	2012-12-31
WELLS FARGO 3558 - ST COVERED (SEE STMT D-1 2)	P	2012-01-02	2012-12-31
WELLS FARGO 3558 - ST NONCOVERED (STMT 1 3)	P	2012-01-02	2012-12-31
WELLS FARGO 3558 - LT NONCOVERED (STMT 1 5)	P	2011-01-02	2012-12-31
THROUGH K-1 LONGVIEW FUND - ST	P	2012-01-02	2012-12-31
THROUGH K-1 LONGVIEW FUND - LT	P	2011-01-02	2012-12-31
CAPITAL GAIN DIVIDENDS	P		

Form 990PF Part IV - Capital Gains and Losses for Tax on Investment Income - Columns e - h

(e) Gross sales price	(f) Depreciation allowed (or allowable)	(g) Cost or other basis plus expense of sale	(h) Gain or (loss) (e) plus (f) minus (g)
1,400,517		1,247,944	152,573
6,041,529		5,972,334	69,195
24,944		23,464	1,480
20,339		20,246	93
3,963,860		3,330,542	633,318
180			180
		71,905	-71,905
			101,627