



See a Social Security Number? Say Something!  
Report Privacy Problems to <https://public.resource.org/privacy>  
Or call the IRS Identity Theft Hotline at 1-800-908-4490



**Return of Private Foundation  
or Section 4947(a)(1) Nonexempt Charitable Trust  
Treated as a Private Foundation**


Note. The foundation may be able to use a copy of this return to satisfy state reporting requirements.

For calendar year 2012 or tax year beginning

, and ending

Name of foundation <b>THE MELIK-BASCHKOPF FOUNDATION</b>		A Employer identification number <b>13-3684990</b>
Number and street (or P O box number if mail is not delivered to street address) <b>C/O EISNERAMPER LLP, 21 MAIN STREET</b>	Room/suite <b>200</b>	B Telephone number <b>(201) 678-1400</b>
City or town, state, and ZIP code <b>HACKENSACK, NJ 07601-7092</b>		C If exemption application is pending, check here <input type="checkbox"/>
G Check all that apply: <input type="checkbox"/> Initial return <input type="checkbox"/> Initial return of a former public charity <input type="checkbox"/> Final return <input type="checkbox"/> Amended return <input type="checkbox"/> Address change <input type="checkbox"/> Name change		D 1. Foreign organizations, check here <input type="checkbox"/> 2. Foreign organizations meeting the 85% test, check here and attach computation <input type="checkbox"/>
H Check type of organization: <input checked="" type="checkbox"/> Section 501(c)(3) exempt private foundation <input type="checkbox"/> Section 4947(a)(1) nonexempt charitable trust <input type="checkbox"/> Other taxable private foundation		E If private foundation status was terminated under section 507(b)(1)(A), check here <input type="checkbox"/>
I Fair market value of all assets at end of year (from Part II, col (c), line 16) <b>\$ 3,259,408.</b> (Part I, column (d) must be on cash basis.)	J Accounting method: <input checked="" type="checkbox"/> Cash <input type="checkbox"/> Accrual <input type="checkbox"/> Other (specify)	F If the foundation is in a 60-month termination under section 507(b)(1)(B), check here <input type="checkbox"/>

Part I Analysis of Revenue and Expenses <small>(The total of amounts in columns (b), (c), and (d) may not necessarily equal the amounts in column (a))</small>		(a) Revenue and expenses per books	(b) Net investment income	(c) Adjusted net income	(d) Disbursements for charitable purposes (cash basis only)
Revenue	1 Contributions, gifts, grants, etc., received			N/A	
	2 Check <input checked="" type="checkbox"/> If the foundation is not required to attach Sch. B				
	3 Interest on savings and temporary cash investments	53.	53.		STATEMENT 1
	4 Dividends and interest from securities	91,069.	91,069.		STATEMENT 2
	5a Gross rents				
	b Net rental income or (loss)				
	6a Net gain or (loss) from sale of assets not on line 10	191,929.			
	b Gross sales price for all assets on line 6a	2,285,031.			
	7 Capital gain net income (from Part IV, line 2)		191,929.		
	8 Net short-term capital gain				
	9 Income modifications				
	10a Gross sales less returns and allowances				
b Less Cost of goods sold					
c Gross profit or (loss)					
11 Other income					
12 Total. Add lines 1 through 11		283,051.	283,051.		
Operating and Administrative Expenses	13 Compensation of officers, directors, trustees, etc	0.	0.		0.
	14 Other employee salaries and wages				
	15 Pension plans, employee benefits				
	16a Legal fees				
	b Accounting fees STMT 3	8,000.	8,000.		0.
	c Other professional fees STMT 4	23,044.	23,044.		0.
	17 Interest				
	18 Taxes STMT 5	1,722.	1,722.		0.
	19 Depreciation and depletion				
	20 Occupancy				
21 Travel, conferences, and meetings					
22 Printing and publications					
23 Other expenses STMT 6	250.	250.		0.	
24 Total operating and administrative expenses. Add lines 13 through 23	33,016.	33,016.		0.	
25 Contributions, gifts, grants paid	10,000.			10,000.	
26 Total expenses and disbursements. Add lines 24 and 25	43,016.	33,016.		10,000.	
27 Subtract line 26 from line 12:					
a Excess of revenue over expenses and disbursements	240,035.				
b Net investment income (if negative, enter -0-)		250,035.			
c Adjusted net income (if negative, enter -0-)			N/A		



SCANNED MAR 27 2013

19

Part II Balance Sheets		Attached schedules and amounts in the description column should be for end-of-year amounts only		
		Beginning of year	End of year	
		(a) Book Value	(b) Book Value	(c) Fair Market Value
Assets	1 Cash - non-interest-bearing	220,190.	143,816.	143,816.
	2 Savings and temporary cash investments			
	3 Accounts receivable ▶			
	Less: allowance for doubtful accounts ▶			
	4 Pledges receivable ▶			
	Less: allowance for doubtful accounts ▶			
	5 Grants receivable			
	6 Receivables due from officers, directors, trustees, and other disqualified persons			
	7 Other notes and loans receivable ▶			
	Less: allowance for doubtful accounts ▶			
	8 Inventories for sale or use			
	9 Prepaid expenses and deferred charges			
	10a Investments - U.S. and state government obligations			
	b Investments - corporate stock			
	c Investments - corporate bonds			
11 Investments - land, buildings, and equipment basis ▶				
Less: accumulated depreciation ▶				
12 Investments - mortgage loans				
13 Investments - other STMT 7	2,606,525.	2,922,934.	3,115,592.	
14 Land, buildings, and equipment: basis ▶				
Less: accumulated depreciation ▶				
15 Other assets (describe ▶)				
16 Total assets (to be completed by all filers)	2,826,715.	3,066,750.	3,259,408.	
Liabilities	17 Accounts payable and accrued expenses			
	18 Grants payable			
	19 Deferred revenue			
	20 Loans from officers, directors, trustees, and other disqualified persons			
	21 Mortgages and other notes payable			
	22 Other liabilities (describe ▶)			
23 Total liabilities (add lines 17 through 22)	0.	0.		
Net Assets or Fund Balances	Foundations that follow SFAS 117, check here ▶ <input type="checkbox"/>			
	24 Unrestricted and complete lines 24 through 26 and lines 30 and 31.			
	25 Temporarily restricted			
	26 Permanently restricted			
	Foundations that do not follow SFAS 117, check here ▶ <input checked="" type="checkbox"/>			
	27 Capital stock, trust principal, or current funds	0.	0.	
	28 Paid-in or capital surplus, or land, bldg., and equipment fund	0.	0.	
29 Retained earnings, accumulated income, endowment, or other funds	2,826,715.	3,066,750.		
30 Total net assets or fund balances	2,826,715.	3,066,750.		
31 Total liabilities and net assets/fund balances	2,826,715.	3,066,750.		

Part III Analysis of Changes in Net Assets or Fund Balances

1 Total net assets or fund balances at beginning of year - Part II, column (a), line 30 (must agree with end-of-year figure reported on prior year's return)	1	2,826,715.
2 Enter amount from Part I, line 27a	2	240,035.
3 Other increases not included in line 2 (itemize) ▶	3	0.
4 Add lines 1, 2, and 3	4	3,066,750.
5 Decreases not included in line 2 (itemize) ▶	5	0.
6 Total net assets or fund balances at end of year (line 4 minus line 5) - Part II, column (b), line 30	6	3,066,750.

**Part IV Capital Gains and Losses for Tax on Investment Income**

(a) List and describe the kind(s) of property sold (e.g., real estate, 2-story brick warehouse; or common stock, 200 shs. MLC Co.)	(b) How acquired P - Purchase D - Donation	(c) Date acquired (mo., day, yr.)	(d) Date sold (mo., day, yr.)
1a SEE ATTACHED EXHIBIT A	P	01/01/12	12/31/12
b SEE ATTACHED EXHIBIT A	P	01/01/11	12/31/12
c VANGUARD BD INDEX FD	P	01/06/12	12/10/12
d SEE ATTACHED EXHIBIT B	P	01/01/11	12/31/12
e			

(e) Gross sales price	(f) Depreciation allowed (or allowable)	(g) Cost or other basis plus expense of sale	(h) Gain or (loss) (e) plus (f) minus (g)
a 609,423.		597,348.	12,075.
b 1,327,224.		1,173,652.	153,572.
c 10,944.		10,758.	186.
d 337,440.		311,344.	26,096.
e			

Complete only for assets showing gain in column (h) and owned by the foundation on 12/31/69			(l) Gains (Col. (h) gain minus col. (k), but not less than -0-) or Losses (from col. (h))
(i) F.M.V. as of 12/31/69	(j) Adjusted basis as of 12/31/69	(k) Excess of col. (i) over col. (j), if any	
a			12,075.
b			153,572.
c			186.
d			26,096.
e			

2 Capital gain net income or (net capital loss) { If gain, also enter in Part I, line 7 If (loss), enter -0- in Part I, line 7 }	2	191,929.
3 Net short-term capital gain or (loss) as defined in sections 1222(5) and (6): If gain, also enter in Part I, line 8, column (c). If (loss), enter -0- in Part I, line 8.	3	N/A

**Part V Qualification Under Section 4940(e) for Reduced Tax on Net Investment Income**

(For optional use by domestic private foundations subject to the section 4940(a) tax on net investment income.)

If section 4940(d)(2) applies, leave this part blank.

Was the foundation liable for the section 4942 tax on the distributable amount of any year in the base period?  Yes  No

If "Yes," the foundation does not qualify under section 4940(e). Do not complete this part.

1 Enter the appropriate amount in each column for each year; see the instructions before making any entries.

(a) Base period years Calendar year (or tax year beginning in)	(b) Adjusted qualifying distributions	(c) Net value of noncharitable-use assets	(d) Distribution ratio (col. (b) divided by col. (c))
2011	203,877.	3,013,712.	.067650
2010	300,381.	3,002,024.	.100059
2009	349,544.	3,010,338.	.116115
2008	149,443.	3,786,170.	.039471
2007	5,000.	2,342,481.	.002134

2 Total of line 1, column (d)	2	.325429
3 Average distribution ratio for the 5-year base period - divide the total on line 2 by 5, or by the number of years the foundation has been in existence if less than 5 years	3	.065086
4 Enter the net value of noncharitable-use assets for 2012 from Part X, line 5	4	3,113,029.
5 Multiply line 4 by line 3	5	202,615.
6 Enter 1% of net investment income (1% of Part I, line 27b)	6	2,500.
7 Add lines 5 and 6	7	205,115.
8 Enter qualifying distributions from Part XII, line 4 If line 8 is equal to or greater than line 7, check the box in Part VI, line 1b, and complete that part using a 1% tax rate. See the Part VI instructions.	8	10,000.

**Part VI Excise Tax Based on Investment Income (Section 4940(a), 4940(b), 4940(e), or 4948 - see instructions)**

1a Exempt operating foundations described in section 4940(d)(2), check here <input type="checkbox"/> and enter "N/A" on line 1. Date of ruling or determination letter: _____ (attach copy of letter if necessary-see instructions)			
b Domestic foundations that meet the section 4940(e) requirements in Part V, check here <input type="checkbox"/> and enter 1% of Part I, line 27b		1	5,001.
c All other domestic foundations enter 2% of line 27b. Exempt foreign organizations enter 4% of Part I, line 12, col. (b).			
2 Tax under section 511 (domestic section 4947(a)(1) trusts and taxable foundations only. Others enter -0-)		2	0.
3 Add lines 1 and 2		3	5,001.
4 Subtitle A (income) tax (domestic section 4947(a)(1) trusts and taxable foundations only. Others enter -0-)		4	0.
5 Tax based on investment income. Subtract line 4 from line 3. If zero or less, enter -0-		5	5,001.
6 Credits/Payments:			
a 2012 estimated tax payments and 2011 overpayment credited to 2012	6a	800.	
b Exempt foreign organizations - tax withheld at source	6b		
c Tax paid with application for extension of time to file (Form 8868)	6c		
d Backup withholding erroneously withheld	6d		
7 Total credits and payments. Add lines 6a through 6d	7	800.	
8 Enter any penalty for underpayment of estimated tax. Check here <input type="checkbox"/> if Form 2220 is attached	8		
9 Tax due. If the total of lines 5 and 8 is more than line 7, enter amount owed	9	4,201.	
10 Overpayment. If line 7 is more than the total of lines 5 and 8, enter the amount overpaid	10		
11 Enter the amount of line 10 to be: Credited to 2013 estimated tax <input type="checkbox"/> Refunded <input type="checkbox"/>	11		

**Part VII-A Statements Regarding Activities**

	Yes	No
1a During the tax year, did the foundation attempt to influence any national, state, or local legislation or did it participate or intervene in any political campaign?		X
1b Did it spend more than \$100 during the year (either directly or indirectly) for political purposes (see instructions for definition)? If the answer is "Yes" to 1a or 1b, attach a detailed description of the activities and copies of any materials published or distributed by the foundation in connection with the activities		X
1c Did the foundation file Form 1120-POL for this year?		X
2 Enter the amount (if any) of tax on political expenditures (section 4955) imposed during the year: (1) On the foundation. $\$$ 0. (2) On foundation managers. $\$$ 0.		
e Enter the reimbursement (if any) paid by the foundation during the year for political expenditure tax imposed on foundation managers. $\$$ 0.		
2 Has the foundation engaged in any activities that have not previously been reported to the IRS? If "Yes," attach a detailed description of the activities.		X
3 Has the foundation made any changes, not previously reported to the IRS, in its governing instrument, articles of incorporation, or bylaws, or other similar instruments? If "Yes," attach a conformed copy of the changes		X
4a Did the foundation have unrelated business gross income of \$1,000 or more during the year?		X
b If "Yes," has it filed a tax return on Form 990-T for this year?		
5 Was there a liquidation, termination, dissolution, or substantial contraction during the year? If "Yes," attach the statement required by General Instruction T.		X
6 Are the requirements of section 508(e) (relating to sections 4941 through 4945) satisfied either: • By language in the governing instrument, or • By state legislation that effectively amends the governing instrument so that no mandatory directions that conflict with the state law remain in the governing instrument?	X	
7 Did the foundation have at least \$5,000 in assets at any time during the year? If "Yes," complete Part II, col. (c), and Part XV.	X	
8a Enter the states to which the foundation reports or with which it is registered (see instructions) <u>NY</u>		
b If the answer is "Yes" to line 7, has the foundation furnished a copy of Form 990-PF to the Attorney General (or designate) of each state as required by General Instruction G? If "No," attach explanation	X	
9 Is the foundation claiming status as a private operating foundation within the meaning of section 4942(j)(3) or 4942(j)(5) for calendar year 2012 or the taxable year beginning in 2012 (see instructions for Part XIV)? If "Yes," complete Part XIV		X
10 Did any persons become substantial contributors during the tax year? If "Yes," attach a schedule listing their names and addresses		X

N/A

Part VII-A Statements Regarding Activities (continued)

11 At any time during the year, did the foundation, directly or indirectly, own a controlled entity within the meaning of section 512(b)(13)? If "Yes," attach schedule (see instructions)
12 Did the foundation make a distribution to a donor advised fund over which the foundation or a disqualified person had advisory privileges? If "Yes," attach statement (see instructions)
13 Did the foundation comply with the public inspection requirements for its annual returns and exemption application? Website address N/A
14 The books are in care of EISNERAMPER, LLP Telephone no. 201-678-1400 Located at 21 MAIN ST., STE 200, HACKENSACK, NJ ZIP+4 07601-7092
15 Section 4947(a)(1) nonexempt charitable trusts filing Form 990-PF in lieu of Form 1041 - Check here and enter the amount of tax-exempt interest received or accrued during the year 15 N/A
16 At any time during calendar year 2012, did the foundation have an interest in or a signature or other authority over a bank, securities, or other financial account in a foreign country? See the instructions for exceptions and filing requirements for Form TD F 90-22.1. If "Yes," enter the name of the foreign country

Part VII-B Statements Regarding Activities for Which Form 4720 May Be Required

File Form 4720 if any item is checked in the "Yes" column, unless an exception applies.

1a During the year did the foundation (either directly or indirectly):
(1) Engage in the sale or exchange, or leasing of property with a disqualified person?
(2) Borrow money from, lend money to, or otherwise extend credit to (or accept it from) a disqualified person?
(3) Furnish goods, services, or facilities to (or accept them from) a disqualified person?
(4) Pay compensation to, or pay or reimburse the expenses of, a disqualified person?
(5) Transfer any income or assets to a disqualified person (or make any of either available for the benefit or use of a disqualified person)?
(6) Agree to pay money or property to a government official? (Exception. Check "No" if the foundation agreed to make a grant to or to employ the official for a period after termination of government service, if terminating within 90 days.)
b If any answer is "Yes" to 1a(1)-(6), did any of the acts fail to qualify under the exceptions described in Regulations section 53.4941(d)-3 or in a current notice regarding disaster assistance (see instructions)? Organizations relying on a current notice regarding disaster assistance check here
c Did the foundation engage in a prior year in any of the acts described in 1a, other than excepted acts, that were not corrected before the first day of the tax year beginning in 2012?
2 Taxes on failure to distribute income (section 4942) (does not apply for years the foundation was a private operating foundation defined in section 4942(j)(3) or 4942(j)(5)):
a At the end of tax year 2012, did the foundation have any undistributed income (lines 6d and 6e, Part XIII) for tax year(s) beginning before 2012? If "Yes," list the years
b Are there any years listed in 2a for which the foundation is not applying the provisions of section 4942(a)(2) (relating to incorrect valuation of assets) to the year's undistributed income? (If applying section 4942(a)(2) to all years listed, answer "No" and attach statement - see instructions.)
c If the provisions of section 4942(a)(2) are being applied to any of the years listed in 2a, list the years here.
3a Did the foundation hold more than a 2% direct or indirect interest in any business enterprise at any time during the year?
b If "Yes," did it have excess business holdings in 2012 as a result of (1) any purchase by the foundation or disqualified persons after May 26, 1969; (2) the lapse of the 5-year period (or longer period approved by the Commissioner under section 4943(c)(7)) to dispose of holdings acquired by gift or bequest; or (3) the lapse of the 10-, 15-, or 20-year first phase holding period? (Use Schedule C, Form 4720, to determine if the foundation had excess business holdings in 2012.)
4a Did the foundation invest during the year any amount in a manner that would jeopardize its charitable purposes?
b Did the foundation make any investment in a prior year (but after December 31, 1969) that could jeopardize its charitable purpose that had not been removed from jeopardy before the first day of the tax year beginning in 2012?

**Part VII-B** Statements Regarding Activities for Which Form 4720 May Be Required (continued)

5a During the year did the foundation pay or incur any amount to:

(1) Carry on propaganda, or otherwise attempt to influence legislation (section 4945(e))?  Yes  No

(2) Influence the outcome of any specific public election (see section 4955); or to carry on, directly or indirectly, any voter registration drive?  Yes  No

(3) Provide a grant to an individual for travel, study, or other similar purposes?  Yes  No

(4) Provide a grant to an organization other than a charitable, etc., organization described in section 509(a)(1), (2), or (3), or section 4940(d)(2)?  Yes  No

(5) Provide for any purpose other than religious, charitable, scientific, literary, or educational purposes, or for the prevention of cruelty to children or animals?  Yes  No

b If any answer is "Yes" to 5a(1)-(5), did any of the transactions fail to qualify under the exceptions described in Regulations section 53.4945 or in a current notice regarding disaster assistance (see instructions)?  Yes  No  
 Organizations relying on a current notice regarding disaster assistance check here  N/A

c If the answer is "Yes" to question 5a(4), does the foundation claim exemption from the tax because it maintained expenditure responsibility for the grant?  Yes  No  
 If "Yes," attach the statement required by Regulations section 53.4945-5(d).  N/A

6a Did the foundation, during the year, receive any funds, directly or indirectly, to pay premiums on a personal benefit contract?  Yes  No

b Did the foundation, during the year, pay premiums, directly or indirectly, on a personal benefit contract?  Yes  No  
 If "Yes" to 6b, file Form 8870.  N/A

7a At any time during the tax year, was the foundation a party to a prohibited tax shelter transaction?  Yes  No

b If "Yes," did the foundation receive any proceeds or have any net income attributable to the transaction?  Yes  No

**Part VIII** Information About Officers, Directors, Trustees, Foundation Managers, Highly Paid Employees, and Contractors

1 List all officers, directors, trustees, foundation managers and their compensation.

(a) Name and address	(b) Title, and average hours per week devoted to position	(c) Compensation (If not paid, enter -0-)	(d) Contributions to employee benefit plans and deferred compensation	(e) Expense account, other allowances
MILTON E. KAHN 481 IVY AVE HAWORTH, NJ 07641	TRUSTEE 1.00	0.	0.	0.
EDWARD H. DIETRICH 168 COMPO RD. SOUTH WESTPORT, CT 06880	TRUSTEE 0.00	0.	0.	0.
ANDREA REIFF 200 CONGRESS ST. #6D BROOKLYN, NY 11201	TRUSTEE 0.00	0.	0.	0.

2 Compensation of five highest-paid employees (other than those included on line 1). If none, enter "NONE."

(a) Name and address of each employee paid more than \$50,000	(b) Title, and average hours per week devoted to position	(c) Compensation	(d) Contributions to employee benefit plans and deferred compensation	(e) Expense account, other allowances
NONE				

Total number of other employees paid over \$50,000 ▶ 0

**Part VIII** Information About Officers, Directors, Trustees, Foundation Managers, Highly Paid Employees, and Contractors (continued)

**3** Five highest-paid independent contractors for professional services. If none, enter "NONE."

(a) Name and address of each person paid more than \$50,000	(b) Type of service	(c) Compensation
NONE		

Total number of others receiving over \$50,000 for professional services ▶ 0

**Part IX-A** Summary of Direct Charitable Activities

List the foundation's four largest direct charitable activities during the tax year. Include relevant statistical information such as the number of organizations and other beneficiaries served, conferences convened, research papers produced, etc.		Expenses
1	N/A	
2		
3		
4		

**Part IX-B** Summary of Program-Related Investments

Describe the two largest program-related investments made by the foundation during the tax year on lines 1 and 2.		Amount
1	N/A	
2		
3	All other program-related investments. See instructions.	
<b>Total. Add lines 1 through 3</b> <span style="float: right;">▶</span>		0.

**Part X Minimum Investment Return** (All domestic foundations must complete this part. Foreign foundations, see instructions.)

1	Fair market value of assets not used (or held for use) directly in carrying out charitable, etc., purposes:		
a	Average monthly fair market value of securities	1a	3,047,606.
b	Average of monthly cash balances	1b	112,830.
c	Fair market value of all other assets	1c	
d	<b>Total</b> (add lines 1a, b, and c)	1d	3,160,436.
e	Reduction claimed for blockage or other factors reported on lines 1a and 1c (attach detailed explanation)	1e	0.
2	Acquisition indebtedness applicable to line 1 assets	2	0.
3	Subtract line 2 from line 1d	3	3,160,436.
4	Cash deemed held for charitable activities. Enter 1 1/2% of line 3 (for greater amount, see instructions)	4	47,407.
5	<b>Net value of noncharitable-use assets.</b> Subtract line 4 from line 3. Enter here and on Part V, line 4	5	3,113,029.
6	<b>Minimum investment return.</b> Enter 5% of line 5	6	155,651.

**Part XI Distributable Amount** (see instructions) (Section 4942(j)(3) and (j)(5) private operating foundations and certain foreign organizations check here  and do not complete this part.)

1	Minimum investment return from Part X, line 6	1	155,651.
2a	Tax on investment income for 2012 from Part VI, line 5	2a	5,001.
b	Income tax for 2012. (This does not include the tax from Part VI.)	2b	
c	Add lines 2a and 2b	2c	5,001.
3	Distributable amount before adjustments. Subtract line 2c from line 1	3	150,650.
4	Recoveries of amounts treated as qualifying distributions	4	0.
5	Add lines 3 and 4	5	150,650.
6	Deduction from distributable amount (see instructions)	6	0.
7	<b>Distributable amount as adjusted.</b> Subtract line 6 from line 5. Enter here and on Part XIII, line 1	7	150,650.

**Part XII Qualifying Distributions** (see instructions)

1	Amounts paid (including administrative expenses) to accomplish charitable, etc., purposes:		
a	Expenses, contributions, gifts, etc. - total from Part I, column (d), line 26	1a	10,000.
b	Program-related investments - total from Part IX-B	1b	0.
2	Amounts paid to acquire assets used (or held for use) directly in carrying out charitable, etc., purposes	2	
3	Amounts set aside for specific charitable projects that satisfy the:		
a	Suitability test (prior IRS approval required)	3a	
b	Cash distribution test (attach the required schedule)	3b	
4	<b>Qualifying distributions.</b> Add lines 1a through 3b. Enter here and on Part V, line 8, and Part XIII, line 4	4	10,000.
5	Foundations that qualify under section 4940(e) for the reduced rate of tax on net investment income. Enter 1% of Part I, line 27b	5	0.
6	<b>Adjusted qualifying distributions.</b> Subtract line 5 from line 4	6	10,000.

**Note.** The amount on line 6 will be used in Part V, column (b), in subsequent years when calculating whether the foundation qualifies for the section 4940(e) reduction of tax in those years.

**Part XIII** Undistributed Income (see instructions)

	(a) Corpus	(b) Years prior to 2011	(c) 2011	(d) 2012
1 Distributable amount for 2012 from Part XI, line 7				150,650.
2 Undistributed income, if any, as of the end of 2012				
a Enter amount for 2011 only			0.	
b Total for prior years:		0.		
3 Excess distributions carryover, if any, to 2012:				
a From 2007				
b From 2008				
c From 2009	50,637.			
d From 2010	151,310.			
e From 2011	54,645.			
f Total of lines 3a through e	256,592.			
4 Qualifying distributions for 2012 from Part XII, line 4: ▶ \$ 10,000.				
a Applied to 2011, but not more than line 2a			0.	
b Applied to undistributed income of prior years (Election required - see instructions)		0.		
c Treated as distributions out of corpus (Election required - see instructions)	0.			
d Applied to 2012 distributable amount				10,000.
e Remaining amount distributed out of corpus	0.			
5 Excess distributions carryover applied to 2012 (If an amount appears in column (d), the same amount must be shown in column (a))	140,650.			140,650.
6 Enter the net total of each column as indicated below:	115,942.			
a Corpus. Add lines 3f, 4c, and 4e. Subtract line 5				
b Prior years' undistributed income. Subtract line 4b from line 2b		0.		
c Enter the amount of prior years' undistributed income for which a notice of deficiency has been issued, or on which the section 4942(a) tax has been previously assessed		0.		
d Subtract line 6c from line 6b. Taxable amount - see instructions		0.		
e Undistributed income for 2011. Subtract line 4a from line 2a. Taxable amount - see instr.			0.	
f Undistributed income for 2012. Subtract lines 4d and 5 from line 1. This amount must be distributed in 2013				0.
7 Amounts treated as distributions out of corpus to satisfy requirements imposed by section 170(b)(1)(F) or 4942(g)(3)	0.			
8 Excess distributions carryover from 2007 not applied on line 5 or line 7	0.			
9 Excess distributions carryover to 2013. Subtract lines 7 and 8 from line 6a	115,942.			
10 Analysis of line 9:				
a Excess from 2008				
b Excess from 2009				
c Excess from 2010	61,297.			
d Excess from 2011	54,645.			
e Excess from 2012				

**Part XIV Private Operating Foundations** (see instructions and Part VII-A, question 9) N/A

1 a If the foundation has received a ruling or determination letter that it is a private operating foundation, and the ruling is effective for 2012, enter the date of the ruling ▶

b Check box to indicate whether the foundation is a private operating foundation described in section  4942(j)(3) or  4942(j)(5)

	Tax year				(e) Total
	(a) 2012	(b) 2011	(c) 2010	(d) 2009	
2 a Enter the lesser of the adjusted net income from Part I or the minimum investment return from Part X for each year listed					
b 85% of line 2a					
c Qualifying distributions from Part XII, line 4 for each year listed					
d Amounts included in line 2c not used directly for active conduct of exempt activities					
e Qualifying distributions made directly for active conduct of exempt activities. Subtract line 2d from line 2c					
3 Complete 3a, b, or c for the alternative test relied upon:					
a "Assets" alternative test - enter:					
(1) Value of all assets					
(2) Value of assets qualifying under section 4942(j)(3)(B)(i)					
b "Endowment" alternative test - enter 2/3 of minimum investment return shown in Part X, line 6 for each year listed					
c "Support" alternative test - enter:					
(1) Total support other than gross investment income (interest, dividends, rents, payments on securities loans (section 512(a)(5)), or royalties)					
(2) Support from general public and 5 or more exempt organizations as provided in section 4942(j)(3)(B)(iii)					
(3) Largest amount of support from an exempt organization					
(4) Gross investment income					

**Part XV Supplementary Information (Complete this part only if the foundation had \$5,000 or more in assets at any time during the year-see instructions.)**

1 **Information Regarding Foundation Managers:**  
 a List any managers of the foundation who have contributed more than 2% of the total contributions received by the foundation before the close of any tax year (but only if they have contributed more than \$5,000). (See section 507(d)(2).)

NONE

b List any managers of the foundation who own 10% or more of the stock of a corporation (or an equally large portion of the ownership of a partnership or other entity) of which the foundation has a 10% or greater interest.

NONE

2 **Information Regarding Contribution, Grant, Gift, Loan, Scholarship, etc., Programs:**  
 Check here  if the foundation only makes contributions to preselected charitable organizations and does not accept unsolicited requests for funds. If the foundation makes gifts, grants, etc. (see instructions) to individuals or organizations under other conditions, complete items 2a, b, c, and d.

a The name, address, and telephone number or e-mail of the person to whom applications should be addressed:

**SEE STATEMENT 8**

b The form in which applications should be submitted and information and materials they should include:

c Any submission deadlines:

d Any restrictions or limitations on awards, such as by geographical areas, charitable fields, kinds of institutions, or other factors:







FORM 990-PF INTEREST ON SAVINGS AND TEMPORARY CASH INVESTMENTS STATEMENT 1

SOURCE	AMOUNT
UBS 41213	53.
TOTAL TO FORM 990-PF, PART I, LINE 3, COLUMN A	53.

FORM 990-PF DIVIDENDS AND INTEREST FROM SECURITIES STATEMENT 2

SOURCE	GROSS AMOUNT	CAPITAL GAINS DIVIDENDS	COLUMN (A) AMOUNT
UBS 41211	41,094.	0.	41,094.
UBS 41212	49,975.	0.	49,975.
TOTAL TO FM 990-PF, PART I, LN 4	91,069.	0.	91,069.

FORM 990-PF ACCOUNTING FEES STATEMENT 3

DESCRIPTION	(A) EXPENSES PER BOOKS	(B) NET INVESTMENT INCOME	(C) ADJUSTED NET INCOME	(D) CHARITABLE PURPOSES
PROFESSIONAL FEES	8,000.	8,000.		0.
TO FORM 990-PF, PG 1, LN 16B	8,000.	8,000.		0.

FORM 990-PF OTHER PROFESSIONAL FEES STATEMENT 4

DESCRIPTION	(A) EXPENSES PER BOOKS	(B) NET INVESTMENT INCOME	(C) ADJUSTED NET INCOME	(D) CHARITABLE PURPOSES
INVESTMENT MANAGEMENT FEES	23,044.	23,044.		0.
TO FORM 990-PF, PG 1, LN 16C	23,044.	23,044.		0.

FORM 990-PF	TAXES			STATEMENT 5
DESCRIPTION	(A) EXPENSES PER BOOKS	(B) NET INVEST- MENT INCOME	(C) ADJUSTED NET INCOME	(D) CHARITABLE PURPOSES
FOREIGN TAXES PAID	824.	824.		0.
FEDERAL TAXES PAID	898.	898.		0.
TO FORM 990-PF, PG 1, LN 18	1,722.	1,722.		0.

FORM 990-PF	OTHER EXPENSES			STATEMENT 6
DESCRIPTION	(A) EXPENSES PER BOOKS	(B) NET INVEST- MENT INCOME	(C) ADJUSTED NET INCOME	(D) CHARITABLE PURPOSES
NYS ANNUAL FILING FEE	250.	250.		0.
TO FORM 990-PF, PG 1, LN 23	250.	250.		0.

FORM 990-PF	OTHER INVESTMENTS		STATEMENT 7
DESCRIPTION	VALUATION METHOD	BOOK VALUE	FAIR MARKET VALUE
INVESTMENTS	COST	2,922,934.	3,115,592.
TOTAL TO FORM 990-PF, PART II, LINE 13		2,922,934.	3,115,592.





UBS Financial Services Inc  
1285 Ave Of Americas  
15th, 16th, 17th, 18th & 20th Fls  
New York NY 10019

CPZ6001252569 1212 X123 JG 0

# 2012 Year End Summary

**Account name:** THE MELIK-BASCHKOPF FOUNDATION

ATTN AMPER, POLITZNER & MATT

**Friendly account name:** Managed

**Account number:** JG 41211 7F

**Your Financial Advisor:**

THE ROTHMAN ADLER GROUP

Phone 212-713-7800/800-225-2971

THE MELIK-BASCHKOPF FOUNDATION

ATTN AMPER, POLITZNER & MATT

21 MAIN STREET

SUITE 200

HACKENSACK NJ 07601-7080

## Summary of gains and losses

	Amount (\$)
Short term	12,073 49
Long term	153,571 46
<b>Total</b>	<b>\$165,644.95</b> ✓

## Realized gains and losses

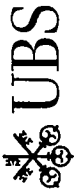
Estimated 2012 gains and losses for transactions with trade dates through 12/31/12 have been incorporated into this statement. Please note that gain or loss recognized on the sale or redemption of certain Structured Products, like Contingent Debt Securities, may be ordinary, and not capital, gain or loss. Please check with your tax advisor. To calculate gains and losses, we liquidate the oldest security lot first. This is known as the first-in, first-out or FIFO accounting method. We use this method unless you specified which tax lot to close when you placed your order. This is known as a versus purchases or VSP order.

## Short-term capital gains and losses

Security description	Method	Quantity or face value	Purchase date	Sale date	Sale amount (\$)	Cost basis (\$)	Wash sale cost basis adjustment(\$)	Loss (\$)	Gain (\$)
ABBOTT LABS	FIFO	8 000	Nov 10, 11	Aug 29, 12	527 20	432 46			94.74

continued next page





Resource Management Account

Account name: THE MEUK-BASCHKOPF FOUNDATION  
 Friendly account name: Managed  
 Account number: JG 412117F

Your Financial Advisor  
 THE ROTHMAN ADLER GR  
 212-713-7800/800-225-2

Realized gains and losses (continued)

Short-term capital gains and losses (continued)

Security description	Method	Quantity or face value	Purchase date	Sale date	Sale amount (\$)	Cost basis (\$)	Wash sale cost basis adjustment (\$)	Loss (\$)	Gain (\$)
ACCO BRANDS CORP	Adjustment	0.410	Nov 10, 11	May 01, 12	4.72	4.15			0.5
	FIFO	24,000	Nov 10, 11	Jul 30, 12	205.37	242.84		-37.47	
AGILENT TECHNOLOGIES INC	FIFO	147,000	May 22, 12	Nov 30, 12	5,652.02	5,954.88		-302.86	
AIRGAS INC	FIFO	2,000	Aug 06, 12	Nov 30, 12	176.68	163.63			13.0
	FIFO	2,000	Aug 07, 12	Nov 30, 12	176.67	165.20			11.4
	FIFO	15,000	Aug 08, 12	Nov 30, 12	1,325.07	1,243.30			81.7
ALLERGAN INC	FIFO	63,000	Oct 03, 12	Nov 30, 12	5,835.55	5,872.10		-36.55	
ALLIANZ FIXED INCOME SHARES - SERIES M	FIFO	375,000	Mar 19, 12	Nov 30, 12	4,226.25	3,963.75			262.5
ARCELORMITTAL SA NY REG	FIFO	75,000	Jan 13, 12	Nov 30, 12	1,138.47	1,459.79		-321.32	
	FIFO	18,000	Jan 20, 12	Nov 30, 12	273.23	376.24		-103.01	
	FIFO	12,000	Feb 15, 12	Nov 30, 12	182.16	255.24		-73.08	
ARM HOLDINGS PLC SPON ADR	FIFO	107,000	Dec 05, 11	Nov 02, 12	3,542.94	2,976.56			566.38
	FIFO	87,000	Dec 05, 11	Nov 30, 12	3,187.60	2,420.19			767.41
	FIFO	63,000	Jun 04, 12	Nov 30, 12	2,308.27	1,416.42			891.85
ASML HLDG NV GDR EUR	FIFO	0.180	Oct 23, 12	Nov 29, 12	11.19	9.82			1.37
	FIFO	26,000	Oct 23, 12	Nov 30, 12	1,629.90	1,417.94			211.96
ASML HOLDING NV NY REG SHS NEW	FIFO	34,000	Oct 23, 12	Nov 29, 12	403.31	350.39			52.92
AUSTRALIA & NEW ZEALAND BKG GRP LTD SPONSRD ADR AUSTRALIA ADR	FIFO	15,000	Nov 08, 11	Sep 17, 12	382.07	335.28			46.79
	FIFO	18,000	Dec 05, 11	Nov 30, 12	453.77	390.84			62.93
	FIFO	23,000	Jan 04, 12	Nov 30, 12	579.82	501.33			78.49
	FIFO	30,000	Mar 05, 12	Nov 30, 12	756.28	715.00			41.28
AXA ADR	FIFO	66,000	Aug 08, 12	Sep 28, 12	981.69	897.40			84.29
	FIFO	90,000	Aug 08, 12	Nov 30, 12	1,476.86	1,223.72			253.14
	FIFO	19,000	Aug 22, 12	Nov 30, 12	311.78	280.11			31.67

continued next page



Resource Management Account

Account name: THE MELIK-BASCHKOPF FOUNDATION  
Friendly account name: Managed  
Account number: JG 41211 7F

Your Financial Advis  
THE ROTHMAN ADLER GRO  
212-713-7800/800-225-25

Realized gains and losses (continued)

Short-term capital gains and losses (continued)

Security description	Method	Quantity or face value	Purchase date	Sale date	Sale amount (\$)	Cost basis (\$)	Wash sale cost basis adjustment (\$)	Loss (\$)	Gain (\$)
BANCO BILBAO VIZCAYA ARGENTARIA S A SPON ADR	FIFO	51 000	Dec 02, 11	Sep 17, 12	442 64	439 14			3 50
	FIFO	28 000	Feb 03, 12	Sep 17, 12	243 02	263 82		-20.80	
	FIFO	67 000	Feb 03, 12	Nov 07, 12	522 39	631 30		-108.91	
	FIFO	44 000	Feb 03, 12	Nov 30, 12	370 47	414 58		-44.11	
	FIFO	89 000	Jul 30, 12	Nov 30, 12	749 36	584 29			165.07
BARCLAYS PLC ADR	FIFO	9 000	Dec 05, 11	Nov 30, 12	142 02	109 16			32.86
	FIFO	66 000	Jan 31, 12	Nov 30, 12	1,041 45	891 00			150.45
	FIFO	36 000	Mar 14, 12	Nov 30, 12	568 07	568 38		-0.31	
BASF SE SPON ADR	FIFO	3 000	Apr 07, 11	Feb 15, 12	243 26	272 23		-28.97	
	FIFO	5 000	Apr 07, 11	Mar 22, 12	432.90	453.73		-20.83	
	FIFO	5 000	Jun 06, 12	Nov 30, 12	447.44	344.39			103.05
	FIFO	8 000	Nov 27, 12	Nov 30, 12	715.90	702.85			13.05
BB&T CORP	FIFO	185 000	Feb 09, 12	Nov 30, 12	5,229.83	5,476.91		-247.08	
BED BATH & BEYOND INC	FIFO	99 000	Aug 16, 12	Nov 30, 12	5,823.04	6,349.11		-526.07	
BNP PARIBAS SA ADR	FIFO	4 000	May 12, 11	Jan 31, 12	84.63	154.52		-69.89	
	FIFO	30 000	Dec 02, 11	Nov 30, 12	834.28	636.02			198.26
	FIFO	20 000	Dec 05, 11	Nov 30, 12	556.19	444.74			111.45
	FIFO	25 000	Mar 02, 12	Nov 30, 12	695.23	628.80			66.43
	FIFO	12 000	Jun 29, 12	Nov 30, 12	333.72	232.08			101.64
	FIFO	14 000	Aug 22, 12	Nov 30, 12	389.33	305.62			83.71
	FIFO	11 000	Aug 23, 12	Nov 30, 12	305.90	246.35			59.55
BP PLC SPON ADR	FIFO	15 000	Nov 14, 11	Jul 05, 12	606.24	652.91		-46.67	
BT GROUP PLC SPON ADR	FIFO	10 000	Nov 14, 11	Mar 12, 12	337.10	305.82			31.28
CAMECO CORP CANADA CAD	FIFO	48 000	Nov 10, 11	Sep 18, 12	1,048.17	931.68			116.49
CANON INC ADR JAPAN SPON ADR	FIFO	13 000	Aug 22, 12	Nov 30, 12	456.55	439.85			16.70
CAPITAL ONE FINCL CORP	FIFO	21 000	Jun 04, 12	Nov 30, 12	1,220.07	1,027.72			192.35
CARMAX INC	FIFO	18 000	Jun 26, 12	Nov 30, 12	655.36	461.16			194.20

continued next page





Resource Management Account

Account name: THE MELUK-BASCHKOPF FOUNDATION  
Friendly account name: Managed  
Account number: JG 41211 7F

Your Financial Advisor  
THE ROTHMAN ADLER GRC  
212-713-7800/800-225-2

Realized gains and losses (continued)

Short-term capital gains and losses (continued)

Security description	Method	Quantity or face value	Purchase date	Sale date	Sale amount (\$)	Cost basis (\$)	Wash sale cost basis adjustment (\$)	Loss (\$)	Gain (\$)
CENTRICA PLC NEW 2004 SPON ADR	FIFO	43 000	Apr 03, 12	Nov 30, 12	897 39	887 18			10 21
CERNER CORP	FIFO	30 000	May 30, 12	Jun 28, 12	2,319 11	2,378 45		-59 34	
CITRIX SYSTEMS INC	FIFO	75 000	Nov 06, 12	Nov 30, 12	4,695 64	4,747 97		-52 33	
CLARCOR INC	FIFO	10,000	Mar 26, 12	Nov 30, 12	469 59	496 60		-27 01	
	FIFO	11 000	Mar 26, 12	Nov 30, 12	516 55	546 68		-30 13	
	FIFO	7 000	May 04, 12	Nov 30, 12	328 71	339 32		-10 61	
	FIFO	8 000	May 07, 12	Nov 30, 12	375 67	389 10		-13 43	
CNOOC LTD SPON ADR	FIFO	4 000	Jun 06, 12	Nov 30, 12	853 30	724 42			128 88
COMCAST CORP NEW CL A	FIFO	173 000	Oct 23, 12	Nov 30, 12	6,380 09	6,279 81			100 28
CREDIT SUISSE GROUP SPON ADR	FIFO	10 000	Nov 14, 11	Jun 29, 12	182 10	240 30		-58 20	
	FIFO	20 000	Mar 13, 12	Jun 29, 12	364 21	547 69		-183 48	
	FIFO	10 000	Mar 19, 12	Jun 29, 12	182 10	297 20		-115 10	
	FIFO	96 000	Sep 17, 12	Nov 30, 12	2,263 63	2,264 56		-0 93	59 54
	FIFO	28 000	Sep 26, 12	Nov 30, 12	660 22	600 68			
CUMMINS INC	FIFO	53 000	Nov 02, 12	Nov 30, 12	5,282 92	5,354 64		-71 72	
DEUTSCHE BANK AG REG SHS ORD EUR	FIFO	14 000	Mar 14, 12	Jun 29, 12	504 55	545 48	-150 10	-40 93	
	FIFO	31 000	Mar 14, 12	Jul 09, 12	1,035 67	1,540 21		-504 54	
	FIFO	10 000	Mar 19, 12	Jul 09, 12	334 08	520 69		-186 61	
	FIFO	11 000	Jun 06, 12	Jul 09, 12	367 50	542 67	150 10	-175 17	
DEUTSCHE TELEKOM AG DE SPON ADR	FIFO	98 000	May 16, 11	Jan 19, 12	1,121 17	1,464 19		-343 02	
	FIFO	33 000	Jul 07, 11	Jan 19, 12	377 54	506 77		-129 23	
DOLLAR TREE INC	FIFO	128 000	Dec 02, 11	Nov 30, 12	5,347 72	5,267 90			79 82
E ON AG SPON ADR	FIFO	6 000	Sep 14, 11	Mar 22, 12	142 35	116 68			25 67
	FIFO	29 000	Sep 14, 11	Jun 07, 12	517 73	563 98		-46 25	
	FIFO	20 000	Nov 14, 11	Nov 14, 12	358 53	470 20		-111 67	
	FIFO	20 000	Aug 10, 12	Nov 14, 12	358 54	437 10		-78 56	
EBAY INC	FIFO	139 000	Aug 16, 12	Nov 30, 12	7,216 71	6,301 66			915 05

continued next page

EXHIBIT A PAGE 4 OF 33



Resource Management Account

Account name: THE MELIK-BASCHKOPF FOUNDATION  
Friendly account name: Managed  
Account number: JG 41211 7F

Your Financial Adviser  
THE ROTHMAN ADLER GRO  
212-713-7800/800-225-29

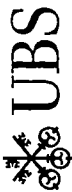
Realized gains and losses (continued)

Short-term capital gains and losses (continued)

Security description	Method	Quantity or face value	Purchase date	Sale date	Sale amount (\$)	Cost basis (\$)	Wash sale cost basis adjustment (\$)	Loss (\$)	Gain (\$)
ENI SPA IT SPON ADR	FIFO	70 000	Jan 20, 12	Nov 30, 12	3,329 12	3,116 30			212 82
	FIFO	20 000	Feb 06, 12	Nov 30, 12	951 18	900 63			50 55
	FIFO	10 000	Feb 14, 12	Nov 30, 12	475 59	455 50			20 09
	FIFO	15 000	Mar 06, 12	Nov 30, 12	713 38	676 77			36 61
	FIFO	28 000	Jun 01, 12	Nov 30, 12	1,331 65	1,064 98			266 67
FHLMC NTS 00 625 % DUE 122914 DTD 121611 FC 06292012	FIFO	4,000 000	Feb 16, 12	Aug 03, 12	4,026 84	4,008 80			18 04
	FIFO	4,000 000	Feb 22, 12	Aug 03, 12	4,026 84	4,010 48			16 36
FHLMC PL A97618 04 5000 DUE 03/01/41	FIFO	4,000 000	Nov 10, 11	Apr 05, 12	3,451 11	3,423 17			27 94
FNMA PL AB4297 03 5000 DUE 01/01/42	FIFO	17,000 000	Jan 10, 12	Nov 30, 12	15,043 67	15,319 72		-276 05	
FNMA PL AB5468 03 5000 DUE 06/01/42	FIFO	17,000 000	Jun 07, 12	Nov 30, 12	16,304 86	16,934 45		-629 59	
FNMA PL AB7079 03 0000 DUE 11/01/42	FIFO	18,000 000	Nov 07, 12	Nov 30, 12	18,774 39	18,971 71		-197 32	
FNMA PL AD8033 04 0000 DUE 08/01/40	FIFO	29,000 000	Aug 07, 12	Nov 30, 12	18,012 74	18,591 76		-579 02	
FNMA PL AH3645 04 0000 DUE 02/01/41	FIFO	31,000 000	Apr 09, 12	Nov 30, 12	22,165 04	22,899 00		-733 96	
FNMA PL A11969 04 5000 DUE 05/01/41	FIFO	5,000 000	May 10, 11	Apr 16, 12	5,030 12	4,807 81			222 31
FNMA PL A19748 04 5000 DUE 08/01/41	FIFO	2,000 000	Sep 09, 11	Aug 09, 12	1,509 82	1,485 79			24 03
FNMA PL AJ8203 04 5000 DUE 01/01/42	FIFO	4,000 000	Feb 08, 12	Apr 16, 12	4,301 25	4,265 03			36 22
FNMA PL AL0789 04 0000 DUE 09/01/41	FIFO	1,000 000	Oct 12, 12	Nov 30, 12	841 29	937 16		-95 87	
FNMA PL AP7488 03 5000 DUE 09/01/42	FIFO	28,000 000	Oct 05, 12	Nov 30, 12	28,936 05	29,611 32		-675 27	
FNMA PL 687984 05 5000 DUE 03/01/33	FIFO	18,000 000	Jul 11, 11	Apr 16, 12	1,717 77	1,706 27			11 50

continued next page





Resource Management Account

Account name: THE MELIK-BASCHKOPF FOUNDATION  
 Friendly account name: Managed  
 Account number: JG 41211 7F

Your Financial Adviser:  
 THE ROTHMAN ADLER GRC  
 212-713-7800/800-225-2

Realized gains and losses (continued)

Short-term capital gains and losses (continued)

Security description	Method	Quantity or face value	Purchase date	Sale date	Sale amount (\$)	Cost basis (\$)	Wash sale cost basis adjustment(\$)	Loss (\$)	Gain (\$)
FNMA PL 725383 05 5000 DUE 01/01/34	FIFO	14,000 000	Feb 08, 12	Apr 16, 12	2,678.12	2,670.11			8.01
FNMA PL 735676 05 0000 DUE 07/01/35	FIFO	29,000 000	Jul 10, 12	Nov 26, 12	6,944.54	6,999.57		-55.03	
	FIFO	30,000 000	Jul 10, 12	Nov 30, 12	6,797.25	7,240.93		-443.68	
FNMA PL 745418 05 5000 DUE 04/01/36	FIFO	6,000 000	Sep 09, 11	Apr 05, 12	1,831.30	1,830.78			0.52
FNMA PL 888283 05 0000 DUE 08/01/34	FIFO	10,000 000	Mar 07, 12	Apr 16, 12	3,735.92	3,712.84			23.08
GDF SUEZ SPON ADR	FIFO	14 000	Sep 19, 12	Nov 30, 12	315.18	360.85		-45.67	
GENTEX CORP	FIFO	31 000	Mar 01, 12	Nov 30, 12	544.66	752.37		-207.71	
	FIFO	10 000	Aug 06, 12	Nov 30, 12	175.69	165.61			10.08
	FIFO	15 000	Aug 07, 12	Nov 30, 12	263.54	258.04			5.50
	FIFO	3 000	Aug 08, 12	Nov 30, 12	52.71	51.48			1.23
	FIFO	13 000	Aug 09, 12	Nov 30, 12	228.41	227.68			0.73
	FIFO	19 000	Aug 10, 12	Nov 30, 12	333.82	335.12		-1.30	
HITACHI LTD ADR NEW JAPAN	FIFO	30 000	Mar 21, 12	Nov 30, 12	1,712.36	1,798.48		-86.12	
	FIFO	10 000	Mar 22, 12	Nov 30, 12	570.79	603.85		-33.06	
	FIFO	2 000	Mar 30, 12	Nov 30, 12	114.15	129.44		-15.29	
	FIFO	12 000	Apr 18, 12	Nov 30, 12	684.95	755.55		-70.60	
	FIFO	12 000	May 11, 12	Nov 30, 12	684.94	759.28		-74.34	
HONDA MOTOR CO ADR JAPAN ADR	FIFO	14 000	Dec 05, 11	Nov 30, 12	463.39	442.73			20.66
	FIFO	7 000	Mar 21, 12	Nov 30, 12	231.70	269.16		-37.46	
	FIFO	16 000	Mar 29, 12	Nov 30, 12	529.58	609.44		-79.86	
	FIFO	19 000	Jun 21, 12	Nov 30, 12	628.89	626.97			1.92
HSBC HOLDINGS PLC NEW GB SPON ADR	FIFO	8 000	Dec 02, 11	Nov 30, 12	409.27	317.27			92.00
	FIFO	14 000	Dec 05, 11	Nov 30, 12	716.22	569.11			147.11
	FIFO	23 000	Mar 28, 12	Nov 30, 12	1,176.66	1,020.99			155.67
	FIFO	10 000	Jun 11, 12	Nov 30, 12	511.58	416.56			95.02

continued next page



Resource Management Account

Account name: THE MELIK-BASCHKOPF FOUNDATION  
Friendly account name: Managed  
Account number: JG 41211 7F

Your Financial Adviser  
THE ROTHMAN ADLER GROU  
212-713-7800/800-225-29

Realized gains and losses (continued)

Short-term capital gains and losses (continued)

Security description	Method	Quantity or face value	Purchase date	Sale date	Sale amount (\$)	Cost basis (\$)	Loss (\$)	Gain (\$)	Wash sale cost basis adjustment (\$)
	FIFO	14,000	Jun 19, 12	Nov 30, 12	716 23	617 97		98 26	
	FIFO	16,000	Jul 09, 12	Nov 30, 12	818 54	695 74		122 80	
HUTCHISON WHAMPOA LTD ADR HONG KONG ADR	FIFO	5,000	Oct 13, 11	May 02, 12	97 96	89 60		8 36	
	FIFO	17,000	Aug 08, 12	Nov 30, 12	346 96	303 46		43 50	
ING GROEP N V NL SPON ADR	FIFO	59,000	Jul 09, 12	Nov 30, 12	530 39	365 49		164 90	
	FIFO	52,000	Aug 03, 12	Nov 30, 12	467 47	345 03		122 44	
	FIFO	103,000	Aug 09, 12	Nov 30, 12	925 95	734 83		191 12	
INTESA SANPAOLO SPON ADR	FIFO	112,000	Aug 23, 12	Nov 30, 12	1,124 84	1,073 56		51 28	
	FIFO	9,000	Jun 28, 12	Nov 30, 12	624 67	599 59		25 08	
JOHNSON & JOHNSON COM	FIFO	81,000	Jun 28, 12	Nov 30, 12	5,622 08	5,396 35		225 73	
	FIFO	9,000	Aug 29, 12	Nov 30, 12	624 68	609 77		14 91	
JP MORGAN INTERNATIONAL VALUE SMA FUND	FIFO	118,000	Jun 13, 12	Nov 30, 12	1,371 16	1,223 66		147 50	
	FIFO	53,000	Sep 19, 12	Nov 30, 12	615 86	611 62		4 24	
	FIFO	191,000	Oct 19, 12	Nov 30, 12	2,219 42	2,169 76		49 66	
KIMBERLY CLARK CORP	FIFO	8,000	Nov 10, 11	Mar 14, 12	582 12	564 38		17 74	
KIRBY CORPORATION	FIFO	19,000	Jun 19, 12	Nov 30, 12	1,108 05	990 34		117 71	
KT CORP SPON ADR	FIFO	95,000	Dec 01, 11	Aug 07, 12	1,335 64	1,549 19	-213 55		
LAUDER ESTEE COS CL A	FIFO	91,000	Sep 24, 12	Nov 30, 12	5,296 08	5,579 22	-283 14		
LQ CORP NEW	FIFO	4,000	Apr 17, 12	Nov 30, 12	87 04	60 37		26 67	
	FIFO	38,000	Apr 18, 12	Nov 30, 12	826 86	570 61		256 25	
MARKEL CORP (HOLDING CO)	FIFO	1,000	Feb 28, 12	Nov 30, 12	488 55	408 87		79 68	
MICROSOFT CORP	FIFO	32,000	Dec 07, 11	Nov 30, 12	867 18	817 44		49 74	
	FIFO	178,000	Nov 02, 12	Nov 30, 12	4,823 69	5,257 66	-433 97		
MONSANTO CO NEW	FIFO	80,000	May 29, 12	Nov 30, 12	7,366 23	5,945 54		1,420 69	
MORNINGSTAR INC	FIFO	7,000	Mar 30, 12	Nov 30, 12	444 07	441 01		3 06	

continued next page





Resource Management Account

Account name: THE MELIK-BASCHKOPF FOUNDATION  
Friendly account name: Managed  
Account number: JG 41211 7F

Your Financial Adviser  
THE ROTHMAN ADLER GRC  
212-713-7800/800-225-21

Realized gains and losses (continued)

Short-term capital gains and losses (continued)

Security description	Method	Quantity or face value	Purchase date	Sale date	Sale amount (\$)	Cost basis (\$)	Wash sale cost basis adjustment(\$)	Loss (\$)	Gain (\$)
NISSAN MTR LTD SPONS ADR	FIFO	39 000	Nov 06, 12	Nov 30, 12	751 12	655 16			95.96
JAPAN ADR	FIFO	13 000	Nov 16, 12	Nov 30, 12	250 37	237 40			12.97
O REILLY AUTOMOTIVE INC	FIFO	10 000	Sep 19, 12	Nov 30, 12	930 98	836 45			94.53
ORIX CORP SPON ADR	FIFO	34 000	Apr 20, 12	Nov 30, 12	1,715 94	1,598 49			117.45
	FIFO	5 000	Aug 22, 12	Nov 30, 12	252 34	236 91			15.43
PEARSON PLC SPON ADR	FIFO	92 000	May 03, 12	Nov 30, 12	1,745 20	1,752 28		-7.08	
	FIFO	25 000	Aug 22, 12	Nov 30, 12	474 24	484 84		-10.60	
PRECISION CASTPARTS CORP	FIFO	35 000	Sep 21, 12	Nov 30, 12	6,416 40	5,738 39			678.01
PRUDENTIAL FINANCIAL INC	FIFO	22 000	Aug 29, 12	Nov 30, 12	1,139 57	1,199 56		-59.99	
REPSOL SA SPON ADR	FIFO	15 000	May 27, 11	Feb 06, 12	396 36	492 52		-96.16	
	FIFO	19 000	May 27, 11	Feb 15, 12	520 65	623 86		-103.21	
	FIFO	19 000	May 27, 11	Feb 29, 12	498 70	498 70			
	FIFO	26 000	Apr 19, 12	Nov 30, 12	551 18	503 09	-125.17		48.09
	FIFO	4 000	Apr 20, 12	Nov 30, 12	84 80	76 09			8.71
RIO TINTO PLC SPON ADR	FIFO	29 000	Jun 07, 12	Nov 30, 12	1,437 79	1,362 69			75.10
	FIFO	10 000	Jul 09, 12	Nov 30, 12	495 78	471 01			24.77
	FIFO	9 000	Aug 31, 12	Nov 30, 12	446 21	394 57			51.64
	FIFO	19 000	Sep 12, 12	Nov 30, 12	942 00	958 35		-16.35	
ROCHE HLDG LTD SPONS ADR	FIFO	47 000	Sep 26, 12	Nov 30, 12	2,300 59	2,214 99			85.60
SWITZ ADR	FIFO	24 000	Mar 15, 12	Nov 30, 12	2,672 82	2,375 91			296.91
ROPER INDS INC NEW	FIFO	32 000	Mar 16, 12	Nov 30, 12	3,563 76	3,182 27			381.49
ROYAL DUTCH SHELL PLC	FIFO	5 000	Jun 06, 12	Nov 30, 12	335 99	315 77			20.22
CL A SPON ADR	FIFO	22 000	Sep 29, 11	Apr 17, 12	204 56	292 87		-88.31	
ROYAL KPN N V SPON ADR	FIFO	25 000	Nov 14, 11	Apr 17, 12	232 46	332 75		-100.29	
SALLY BEAUTY CO INC	FIFO	18 000	Aug 06, 12	Nov 30, 12	454 31	481 78		-27.47	
SANOFI SPON ADR	FIFO	45 000	Jun 19, 12	Nov 30, 12	2,018 65	1,647 66			370.99
	FIFO	16 000	Jun 27, 12	Nov 30, 12	717 74	581 10			136.64
	FIFO	24 000	Jul 06, 12	Nov 30, 12	1,076 62	888 62			188.00

continued next page



Resource Management Account

Account name: THE MELIK-BASCHKOPF FOUNDATION  
Friendly account name: Managed JG 41211 7F  
Account number:

Your Financial Advis  
THE ROTHMAN ADLER GRO  
212-713-7800/800-225-29

Realized gains and losses (continued)

Short-term capital gains and losses (continued)

Security description	Method	Quantity or face value	Purchase date	Sale date	Sale amount (\$)	Cost basis (\$)	Wash sale cost basis adjustment(\$)	Loss (\$)	Gain (\$)
SBERBANK SPON ADR	FIFO	93 000	Oct 03, 12	Nov 30, 12	1,095 51	1,100 20		-4 69	30 37
	FIFO	48 000	Nov 08, 12	Nov 30, 12	565 43	535 06			
SCHNEIDER ELEC SA ADR	FIFO	31 000	Nov 23, 12	Nov 30, 12	435 23	423 91			11 32
SCOTT'S MIRACLE-GRO CO CL A	FIFO	5 000	Apr 26, 11	Jan 18, 12	237 21	287 89		-50 68	
	FIFO	1 000	Apr 27, 11	Jan 18, 12	47 44	57 91		-10 47	
	FIFO	25 000	Apr 27, 11	Jan 19, 12	1,185 92	1,447 75		-261 83	
	FIFO	11 000	Jun 14, 11	Jan 19, 12	521 80	573 96		-52 16	
	FIFO	7 000	Jun 14, 11	Jan 20, 12	334 55	365 25		-30 70	
	FIFO	3 000	Jul 22, 11	Jan 20, 12	143 38	150 34		-6 96	
	FIFO	10 000	Jul 22, 11	Jan 23, 12	474 06	501 12		-27 06	
SOLERA HOLDINGS INC	FIFO	12 000	Jan 18, 12	Nov 30, 12	608 99	526 65			82 34
ST JUDE MEDICAL INC	FIFO	109 000	May 18, 11	Mar 13, 12	4,625 29	5,669 41		-1,044 12	
SWEDBANK AB ADR	FIFO	76 000	Jan 23, 12	Nov 30, 12	1,400 64	1,122 35			278 29
TELECOM CORP NEW ZEALAND LTD SPONSORED ADR NEW ZEALAND ADR	FIFO	39 000	Nov 08, 11	Jun 11, 12	361 71	316 45			45 26
	FIFO	16 000	Nov 10, 11	Jun 11, 12	148 39	128 65			19 74
	FIFO	66 000	Nov 10, 11	Jun 13, 12	589 73	530 67			59 06
	FIFO	61 000	Dec 07, 11	Jun 13, 12	545 06	482 21			62 85
TEVA PHARMACEUTICALS IND LTD ISRAEL ADR	FIFO	25 000	Dec 01, 11	Nov 30, 12	982 73	1,009 89		-27 16	
	FIFO	10 000	Dec 05, 11	Nov 30, 12	393 09	398 87		-5 78	
	FIFO	19 000	Aug 09, 12	Nov 30, 12	746 87	780 79		-33 92	
TORONTO DOMINION BK NEW CANADA CAD	FIFO	9 000	Aug 29, 12	Nov 30, 12	748 60	741 74			6 86
TRANSDIGM GROUP INC	FIFO	2 000	Jan 30, 12	Nov 30, 12	270 57	203 43			67 14
	FIFO	6 000	Jan 31, 12	Nov 30, 12	811 72	622 63			189 09
	FIFO	7 000	Feb 02, 12	Nov 30, 12	947 01	743 02			203 99
TRAVELERS COS INC/THE	FIFO	102 000	Feb 08, 12	Nov 30, 12	7,272 43	6,074 96			1,197 47

continued next page





Resource Management Account

Account name: THE MELIK-BASCHKOPF FOUNDATION  
Friendly account name: Managed  
Account number: JG 41211 7F

Your Financial Advisor  
THE ROTHMAN ADLER GRC  
212-713-7800/800-225-2

Realized gains and losses (continued)

Short-term capital gains and losses (continued)

Security description	Method	Quantity or face value	Purchase date	Sale date	Sale amount (\$)	Cost basis (\$)	Wash sale cost basis adjustment(\$)	Loss (\$)	Gain (\$)
US TSY INFEL PROT BOND 03 625 % DUE 04/15/28	FIFO	3,000 000	Mar 29, 11	Feb 14, 12	6,378 45	5,376 30			1,002 15
	FIFO	1,000 000	Mar 29, 11	Feb 16, 12	2,109 20	1,791 79			317 41
US TSY INFEL PROT NOTE 00.125 % DUE 07/15/22	FIFO	7,000 000	Jul 24, 12	Nov 30, 12	7,722 81	7,643 99			78 82
	FIFO	10,000 000	Jul 24, 12	Nov 30, 12	11,032 59	10,921 56			111 03
	FIFO	24,000 000	Nov 28, 12	Nov 30, 12	26,478 22	26,407 22			71 00
	FIFO	-12,000 000	Nov 28, 12	Nov 30, 12	13,239 11	13,193 65			45 46
US TSY NOTE 00.750 % DUE 10/31/17	FIFO	37,000 000	Nov 21, 12	Nov 30, 12	37,248 59	37,122 85			125 74
DTD 10/31/12 FC 04/30/13	FIFO								
US TSY NOTE 00.875 % DUE 02/29/12	FIFO	1,000 000	May 10, 11	Feb 29, 12	1,000 00	1,005 70		-5 70	
DTD 02/28/10 FC 08/31/10	FIFO								
US TSY NOTE 01.375 % DUE 03/15/13	FIFO	1,000 000	May 10, 11	Mar 01, 12	1,012 07	1,015 35		-3 28	
DTD 03/15/10 FC 09/15/10	FIFO								
US TSY NOTE 01.375 % DUE 02/28/19	FIFO	18,000 000	Mar 01, 12	Nov 30, 12	18,546 33	17,915 63			630 70
DTD 02/29/12 FC 08/31/12	FIFO								
US TSY NOTE 01.500 % DUE 07/31/16	FIFO	11,000 000	Aug 08, 11	Mar 01, 12	11,342 89	11,227 73			115 16
DTD 07/31/11 FC 01/31/12	FIFO								
US TSY NOTE 02.000 % DUE 11/15/21	FIFO	11,000 000	Jan 26, 12	Nov 30, 12	11,534 53	11,042 97			491 56
DTD 11/15/11 FC 05/15/12	FIFO	4,000 000	Jan 27, 12	Nov 30, 12	4,194 38	4,026 88			167 50
	FIFO	15,000 000	Jan 31, 12	Nov 30, 12	15,728 91	15,248 44			480 47
	FIFO	2,000 000	Mar 20, 12	Nov 30, 12	2,097 19	1,941 02			156 17
US TSY NOTE 02.000 % DUE 02/15/22	FIFO	6,000 000	Feb 28, 12	Sep 14, 12	6,120 94	6,056 72			64 22
DTD 02/15/12 FC 08/15/12	FIFO	5,000 000	Feb 29, 12	Sep 14, 12	5,100 78	5,001 56			99 22
	FIFO	1,000 000	Mar 01, 12	Sep 14, 12	1,020 16	996 33			23 83
	FIFO	2,000 000	Mar 20, 12	Sep 14, 12	2,040 31	1,933 44			106 87

continued next page



Resource Management Account

Account name: THE MELJK-BASCHKOPF FOUNDATION  
Friendly account name: Managed JG 41211 7F  
Account number: JG 41211 7F

Your Financial Advisor  
THE ROTHMAN ADLER GROUP  
212-713-7800/800-225-29

Realized gains and losses (continued)

Short-term capital gains and losses (continued)

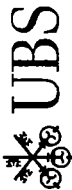
Security description	Method	Quantity or face value	Purchase date	Sale date	Sale amount (\$)	Cost basis (\$)	Wash sale cost basis adjustment (\$)	Loss (\$)	Gain (\$)
US TSY NOTE 02.500 % DUE 01/15/29	FIFO	4,000,000	Mar 29, 11	Jan 26, 12	5,702.65	4,746.41			956.24
	FIFO	2,000,000	Jul 15, 11	Jan 27, 12	2,850.42	2,523.31			327.11
	FIFO	2,000,000	Jul 15, 11	Jan 31, 12	2,885.82	2,523.03			362.79
	FIFO	2,000,000	Aug 03, 11	Jan 31, 12	2,885.82	2,655.13			230.69
	FIFO	3,000,000	Aug 03, 11	Feb 28, 12	4,307.24	3,973.45			333.79
	FIFO	3,000,000	Aug 03, 11	Feb 29, 12	4,274.73	3,973.11			301.62
	FIFO	2,000,000	Aug 03, 11	Mar 01, 12	2,831.15	2,648.53			182.62
	FIFO	4,000,000	Jul 13, 12	Nov 30, 12	6,210.76	6,162.19			48.57
VANGUARD MSCI EMERGING MARKETS ETF	FIFO	18,000	Dec 29, 11	Nov 30, 12	759.40	685.26			74.14
VF CORP	FIFO	5,000	Feb 24, 12	Nov 30, 12	809.88	729.96			79.92
	FIFO	29,000	Feb 24, 12	Nov 30, 12	4,697.31	4,233.79			463.52
VODAFONE GROUP PLC NEW SPON ADR	FIFO	24,000	Mar 21, 12	Nov 30, 12	619.91	656.83		-36.92	
WILEY JOHN & SONS INC CL A	FIFO	10,000	Jan 18, 12	Nov 30, 12	423.19	441.70		-18.51	
ZURICH INS GROUP LTD SPON ADR	FIFO	70,000	Sep 28, 12	Nov 30, 12	1,789.50	1,756.37			33.13
<b>Total</b>					<b>\$609,422.53</b>	<b>\$597,348.18</b>		<b>-\$11,623.45</b>	<b>\$23,696.94</b>
<b>Net short-term capital gains and losses</b>									<b>\$12,073.49</b>

Long-term capital gains and losses

Security description	Method	Quantity or face value	Purchase date	Sale date	Sale amount (\$)	Cost basis (\$)	Wash sale cost basis adjustment (\$)	Loss (\$)	Gain (\$)
AARONS INC CL A	FIFO	84,000	Dec 16, 09	Nov 30, 12	2,428.38	1,588.63			839.75
ABBOTT LABS	FIFO	39,000	Nov 10, 11	Nov 30, 12	2,537.67	2,108.25			429.42
ACCENTURE PLC IRELAND CL A	FIFO	24,000	Dec 16, 09	Nov 30, 12	1,636.28	995.52			640.76
	FIFO	28,000	Apr 22, 10	Nov 30, 12	1,909.00	1,229.39			679.61
	FIFO	42,000	Jun 21, 11	Nov 30, 12	2,863.49	2,303.10			560.39

continued next page





Resource Management Account

Account name: THE MELIK-BASCHKOPF FOUNDATION  
 Friendly account name: Managed  
 Account number: JG 41211 7F

Your Financial Advis  
 THE ROTHMAN ADLER GRO  
 212-713-7800/800-225-29

Realized gains and losses (continued)

Long-term capital gains and losses (continued)

Security description	Method	Quantity or face value	Purchase date	Sale date	Sale amount (\$)	Cost basis (\$)	Wash sale cost basis adjustment(\$)	Loss (\$)	Gain (\$)
ACE LTD CHF	FIFO	11 000	May 10, 11	Nov 30, 12	874 48	752 56			121 92
	FIFO	10 000	Aug 25, 11	Nov 30, 12	794 98	613 92			181 06
ACUTY BRANDS INC	FIFO	2 000	Feb 24, 10	Nov 30, 12	132 14	77 18			54 96
	FIFO	9 000	Feb 25, 10	Nov 30, 12	594 61	345 48			249 13
	FIFO	15 000	Feb 26, 10	Nov 30, 12	991 03	586 52			404 51
	FIFO	7 000	May 13, 10	Nov 30, 12	462 48	310 67			151 81
	FIFO	22 000	Jul 06, 10	Nov 30, 12	1,453 50	787 64			665 86
AFFILIATED MANAGERS GROUP	FIFO	4 000	Dec 16, 09	Mar 23, 12	440 42	262 88			177 54
	FIFO	5 000	Dec 16, 09	Sep 19, 12	631 42	328 60			302 82
	FIFO	38 000	Dec 16, 09	Nov 30, 12	4,924 30	2,497 36			2,426 94
	FIFO	7 000	Jun 16, 10	Nov 30, 12	907 11	486 59			420 52
ALLIANZ FIXED INCOME SHARES SERIES C	FIFO	7,660 000	Dec 22, 09	Nov 30, 12	105,401 60	100,575 80			4,825 80
	FIFO	525 000	Jan 06, 10	Nov 30, 12	7,224 00	6,494 25			729 75
	FIFO	305 000	Dec 30, 10	Nov 30, 12	4,196 80	3,846 05			350 75
	FIFO	950 000	Feb 18, 11	Nov 30, 12	13,072 00	12,179 00			893 00
	FIFO	295 000	Aug 16, 11	Nov 30, 12	4,059 20	3,843 85			215 35
	FIFO	430 000	Oct 04, 11	Nov 30, 12	5,916 80	5,228 80			688 00
ALLIANZ FIXED INCOME SHARES SERIES M	FIFO	10,240 000	Dec 16, 09	Nov 30, 12	115,404 80	101,376 00			14,028 80
	FIFO	155 000	Jan 06, 10	Nov 30, 12	1,746 85	1,508 15			238 70
	FIFO	1,405 000	Feb 18, 11	Nov 30, 12	15,834 35	14,415 30			1,419 05
ALLIANZ SE ADR	FIFO	95 000	May 13, 10	Nov 30, 12	1,233 07	1,040 38			192 69
	FIFO	32 000	May 14, 10	Nov 30, 12	415 35	331 24			84 11
	FIFO	67 000	Jul 14, 10	Nov 30, 12	869 64	745 87			123 77
	FIFO	39 000	Dec 10, 10	Nov 30, 12	506 21	468 78			37 43
	FIFO	2 000	Aug 12, 11	Nov 30, 12	25 96	21 80			4 16
	FIFO	47 000	Sep 01, 11	Nov 30, 12	610 05	473 81			136 24
	FIFO	46 000	Sep 02, 11	Nov 30, 12	597 06	451 15			145 91
	FIFO	17 000	Sep 29, 11	Nov 30, 12	220 66	168 56			52 10

continued next page



Resource Management Account

Account name: THE MELIK-BASCHKOPF FOUNDATION  
 Friendly account name: Managed JG 41211 7F  
 Account number: JG 41211 7F

Your Financial Adviser  
 THE ROTHMAN ADLER GROU  
 212-713-7800/800-225-29

Realized gains and losses (continued)

Long-term capital gains and losses (continued)

Security description	Method	Quantity or face value	Purchase date	Sale date	Sale amount (\$)	Cost basis (\$)	Loss (\$)	Gain (\$)	Wash sale cost basis adjustment (\$)
	FIFO	2 000	Oct 27, 11	Nov 30, 12	25 96	24,04		1 92	
	FIFO	85 000	Nov 14, 11	Nov 30, 12	1,103 27	859 35		243,92	
AMER EXPRESS CO	FIFO	2 000	Dec 16, 09	Nov 30, 12	111 72	82 67		29 05	
	FIFO	12 000	May 10, 11	Nov 30, 12	670 30	601 89		68 41	
	FIFO	18 000	Aug 25, 11	Nov 30, 12	1,005 45	864 30		141 15	
AMERICAN TOWER CORP REIT	FIFO	79 000	Oct 03, 11	Nov 30, 12	5,918 54	4,291 04		1,627 50	
AMETEK INC (NEW)	FIFO	12 000	Dec 16, 09	Jun 19, 12	630 30	306 16		324 14	
	FIFO	0 500	Dec 16, 09	Jul 02, 12	16 76	8 50		8 26	
	FIFO	100 000	Dec 16, 09	Nov 30, 12	3,722 91	1,700 89		2,022 02	
ANSYS INC	FIFO	55 000	Dec 16, 09	Nov 30, 12	3,634 32	2,277 94		1,356 38	
	FIFO	5 000	May 13, 10	Nov 30, 12	330 39	232 85		97 54	
APPLE INC	FIFO	4 000	Feb 07, 11	Nov 30, 12	2,346 34	1,411 67		934 67	
	FIFO	2 000	Mar 28, 11	Nov 30, 12	1,173 18	707 12		466 06	
	FIFO	7 000	Jun 21, 11	Nov 30, 12	4,106 10	2,277 65		1,828 45	
APTARGROUP INC	FIFO	59 000	Dec 16, 09	Nov 30, 12	2,820 13	2,162 94		657 19	
AT&T INC	FIFO	78 000	Dec 16, 09	Nov 30, 12	2,648 04	2,145 55		502 49	
	FIFO	9 000	Jun 21, 11	Nov 30, 12	305 54	279 97		25 57	
	FIFO	18 000	Sep 13, 11	Nov 30, 12	611 09	504 01		107 08	
	FIFO	25 000	Oct 25, 11	Nov 30, 12	848 73	712 21		136 52	
AUSTRALIA & NEW ZEALAND BKG GRP LTD SPONSRD ADR AUSTRALIA ADR	FIFO	67 000	Nov 08, 11	Nov 30, 12	1,689 03	1,497 57		191 46	
	FIFO	10 000	Nov 11, 11	Nov 30, 12	252 09	215 80		36 29	
	FIFO	21 000	Nov 21, 11	Nov 30, 12	529 40	406 22		123 18	
	FIFO	18 000	Nov 22, 11	Nov 30, 12	453 77	346 95		106 82	
BANCO BILBAO VIZCAYA ARGENTARIA S A SPON ADR	FIFO	3 000	Dec 16, 09	Mar 14, 12	25 29	54 41		-29 12	
	FIFO	41 000	Feb 24, 10	Mar 14, 12	345 60	530 91		-185 31	
	FIFO	26 000	Mar 30, 10	Mar 14, 12	219 17	356 73		-137 56	

-29 12  
 -185 31  
 -137 56  
 continued next page





Resource Management Account

Account name: THE MELJK-BASCHKOPF FOUNDATION  
Friendly account name: Managed  
Account number: JG 41211 7F

Your Financial Advisor  
THE ROTHMAN ADLER GRC  
212-713-7800/800-225-21

Realized gains and losses (continued)

Long-term capital gains and losses (continued)

Security description	Method	Quantity or face value	Purchase date	Sale date	Sale amount (\$)	Cost basis (\$)	Wash sale cost-basis adjustment(\$)	Loss (\$)	Gain (\$)
BANK OF NOVA SCOTIA CANADA CAD	FIFO	8,000	May 10, 10	Mar 14, 12	67 43	101 25		-33 82	
	FIFO	32,000	May 10, 10	Mar 28, 12	249 72	404 99		-155 27	
	FIFO	47,000	Jan 21, 11	Mar 28, 12	366 78	575 77		-208 99	
	FIFO	5,000	Jan 26, 11	Mar 28, 12	39 02	60 12		-21 10	
	FIFO	9,000	Jan 26, 11	Sep 17, 12	78 11	108 21		-30 10	
	FIFO	44,000	Jan 27, 11	Sep 17, 12	381 89	539 13		-157 24	
						2,755 21			303 82
BARCLAYS PLC ADR	FIFO	55,000	Nov 10, 11	Nov 30, 12	3,059 03			-60 23	
	FIFO	32,000	Nov 02, 10	Nov 30, 12	504 95	565 18		-88 59	
	FIFO	53,000	Nov 16, 10	Nov 30, 12	836 32	924 91			121 34
	FIFO	27,000	Aug 31, 11	Nov 30, 12	426 05	304 71			170 20
	FIFO	35,000	Nov 14, 11	Nov 30, 12	552 28	382 08			
	FIFO	1,000	Apr 07, 11	Oct 11, 12	84 16	90 75		-6 59	
BASF SE SPON ADR	FIFO	3,000	Apr 20, 11	Oct 11, 12	252 47	284 73		-32 26	
	FIFO	8,000	Apr 20, 11	Nov 30, 12	715 90	759 29		-43 39	
	FIFO	9,000	Apr 21, 11	Nov 30, 12	805 39	869 80		-64 41	
	FIFO	3,000	Aug 12, 11	Nov 30, 12	268 47	275 38	43 73	-6 91	101 69
	FIFO	5,000	Nov 14, 11	Nov 30, 12	447 44	345 75			
	FIFO	7,000	Dec 16, 09	Mar 19, 12	497 98	559 65		-61 67	
BAYER A G SPON ADR	FIFO	11,000	Dec 16, 09	Oct 19, 12	989 67	879 45			110 22
	FIFO	3,000	Dec 16, 09	Oct 23, 12	255 53	239 85			15 68
	FIFO	1,000	May 13, 10	Oct 23, 12	85 17	61 57			23 60
	FIFO	6,000	May 13, 10	Nov 27, 12	536 92	369 43			167 49
	FIFO	4,000	May 20, 10	Nov 27, 12	357 95	228 04			129 91
	FIFO	1,000	May 20, 10	Nov 29, 12	90 58	57 01			33 57
BECTON DICKINSON & CO	FIFO	7,000	May 20, 10	Nov 30, 12	634 68	399 08			235 60
	FIFO	11,000	Sep 08, 10	Nov 30, 12	997 34	702 61			294 73
	FIFO	7,000	Jun 08, 11	Nov 30, 12	634 68	565 04			69 64
	FIFO	13,000	Sep 06, 11	Nov 30, 12	1,178 68	689 11			489 57
	FIFO	67,000	Dec 16, 09	Aug 16, 12	5,101 30	5,201 95		-100 65	
	FIFO								

continued next page

EXHIBIT A PAGE 14 OF 33



Resource Management Account

Account name: THE MELJK-BASCHKOPF FOUNDATION  
Friendly account name: Managed JG 41211 7F  
Account number:

Your Financial Adviser  
THE ROTHMAN ADLER GFO  
212-713-7800/800-225-29

Realized gains and losses (continued)

Long-term capital gains and losses (continued)

Security description	Method	Quantity or face value	Purchase date	Sale date	Sale amount (\$)	Cost basis (\$)	Wash sale cost basis adjustment(\$)	Loss (\$)	Gain (\$)
BHP BILLITON LTD SPON ADR	FIFO	17 000	Dec 16, 09	Mar 14, 12	1,253 51	1,267 59		-14 08	
	FIFO	19 000	Dec 16, 09	Nov 30, 12	1,369 30	1,416 71		-47 41	
	FIFO	4 000	Jun 22, 10	Nov 30, 12	288.27	276 18			12 09
	FIFO	41 000	Nov 10, 11	Nov 30, 12	2,954 80	3,129 85		-175 05	
BIO RAD LABORATORIES INC CLA	FIFO	25 000	Dec 16, 09	Nov 30, 12	2,622 94	2,438 25			184.69
	FIFO	10 000	Aug 17, 11	Nov 30, 12	1,049 17	1,013 13			36 04
BLACKBAUD INC	FIFO	75 000	Dec 16, 09	Nov 30, 12	1,709 21	1,678 09			31.12
	FIFO	36 000	Apr 28, 10	Nov 30, 12	820 42	825 16		-4 74	
BNP PARIBAS SA ADR	FIFO	3 000	Jun 04, 10	Jan 31, 12	63 47	78 08		-14.61	
	FIFO	8 000	Jun 30, 10	Jan 31, 12	169 27	221 49		-52.22	
	FIFO	23 000	May 12, 11	Nov 30, 12	639 61	888 52		-248 91	
	FIFO	19 000	May 27, 11	Nov 30, 12	528 38	725 90		-197 52	
	FIFO	13 000	Aug 12, 11	Nov 30, 12	361 52	342 80			18 72
BP PLC SPON ADR	FIFO	17 000	Dec 16, 09	Jun 06, 12	645 74	975 63		-329 89	
	FIFO	37 000	Dec 16, 09	Jun 27, 12	1,413 20	2,123 45		-710 25	
	FIFO	7 000	Dec 16, 09	Jul 05, 12	282 91	401 73		-118 82	
	FIFO	25 000	Jul 08, 10	Jul 05, 12	1,010 39	833 28			177.11
BRISTOL MYERS SQUIBB CO	FIFO	138 000	Nov 10, 11	Nov 30, 12	4,523 53	4,333 09			190 44
BRITISH AMER TOBACCO PLC GB SPON ADR	FIFO	8 000	Mar 21, 11	Jun 06, 12	759 63	616 90			142 73
	FIFO	4 000	Mar 21, 11	Aug 22, 12	414 27	308 46			105 81
	FIFO	7 000	Mar 21, 11	Sep 05, 12	716 46	539 79			176.67
	FIFO	3 000	Mar 29, 11	Sep 05, 12	307 05	236 88			70 17
	FIFO	4 000	Mar 29, 11	Nov 30, 12	418 47	315 85			102 62
	FIFO	4 000	Apr 28, 11	Nov 30, 12	418 47	350.29			68 18
	FIFO	4 000	May 06, 11	Nov 30, 12	418 47	352 79			65 68
	FIFO	5 000	Nov 14, 11	Nov 30, 12	523 09	460 80			62.29

continued next page





Resource Management Account

Account name: THE MELIK-BASCHKOPF FOUNDATION  
Friendly account name: Managed  
Account number: JG 41211 7F

Your Financial Adviser  
THE ROTHMAN ADLER GRO  
212-713-7800/800-225-29

Realized gains and losses (continued)

Long-term capital gains and losses (continued)

Security description	Method	Quantity or face value	Purchase date	Sale date	Sale amount (\$)	Cost basis (\$)	Wash sale cost basis adjustment (\$)	Loss (\$)	Gain (\$)
BT GROUP PLC SPON ADR	FIFO	22 000	Dec 16, 09	Mar 12, 12	741 62	513 04			228 58
	FIFO	11 000	Feb 24, 10	Mar 12, 12	370 80	196 83			173 97
	FIFO	5 000	Feb 25, 10	Mar 12, 12	168 55	89 49			79 06
CANON INC ADR JAPAN SPON ADR	FIFO	33 000	Aug 18, 11	Nov 30, 12	1,158 93	1,490 82		-331 89	
	FIFO	6 000	Aug 23, 11	Nov 30, 12	210 72	282 80		-72 08	
	FIFO	15 000	Oct 25, 11	Nov 30, 12	526 79	677 01		-150 22	
	FIFO	5 000	Nov 14, 11	Nov 30, 12	175 59	220 20		-44 61	
CAPITAL ONE FINCL CORP	FIFO	98 000	Mar 11, 11	Nov 30, 12	5,693 67	4,864 94			828 73
CARLSLE COS INC	FIFO	34 000	Dec 16, 09	Nov 30, 12	1,938 29	1,157 02			781 27
	FIFO	9 000	Apr 23, 10	Nov 30, 12	513 08	367 96			145 12
	FIFO	23 000	Aug 12, 11	Nov 30, 12	1,311 20	826 95			484 25
CARMAX INC	FIFO	70 000	Dec 16, 09	Nov 30, 12	2,548.64	1,509 10			1,039 54
CATERPILLAR INC	FIFO	59 000	Nov 10, 11	Nov 30, 12	5,088 63	5,448 96		-360 33	
CDN NATL RAILWAY CO CAD	FIFO	38 000	Dec 16, 09	Nov 30, 12	3,407 38	2,065 94			1,341 44
	FIFO	34 000	Dec 16, 09	Nov 30, 12	3,048 71	1,848 48			1,200 23
	FIFO	38 000	Nov 10, 11	Nov 30, 12	3,407 38	3,016 66			390 72
CENTRICA PLC NEW 2004 SPON ADR	FIFO	30 000	Dec 16, 09	Sep 20, 12	651 93	530 40			121 53
	FIFO	42 000	Dec 16, 09	Oct 23, 12	867 60	742 56			125 04
	FIFO	14,000	Dec 16, 09	Oct 24, 12	287 46	247 52			39 94
	FIFO	5 000	Jan 14, 10	Oct 24, 12	102 66	92 97			9 69
	FIFO	15 000	Jan 14, 10	Nov 30, 12	313 04	278 90			34 14
	FIFO	20,000	Nov 14, 11	Nov 30, 12	417 39	385 60			31 79
	FIFO	8 000	Nov 21, 11	Nov 30, 12	166 96	144 86			22 10
	FIFO	23 000	Nov 22, 11	Nov 30, 12	479 99	420 92			59 07
CENTURYLINK INC	FIFO	57 000	Nov 10, 11	Nov 30, 12	2,208 70	2,136 23			72 47
CERNER CORP	FIFO	46 000	Mar 15, 11	Jun 28, 12	3,555 97	2,342 63			1,213 34
CHECK POINT SOFTWARE TECH LTD ILS	FIFO	89 000	Aug 16, 11	Oct 23, 12	3,794 10	5,023 75		-1,229 65	

continued next page



Resource Management Account

Account name: THE MEUK-BASCHKOPF FOUNDATION  
Friendly account name: Managed  
Account number: JG 41211 7F

Your Financial Adviser  
THE ROTHMAN ADLER GRO  
212-713-7800/800-225-29

Realized gains and losses (continued)

Long-term capital gains and losses (continued)

Security description	Method	Quantity or face value	Purchase date	Sale date	Sale amount (\$)	Cost basis (\$)	Wash sale cost basis adjustment (\$)	Loss (\$)	Gain (\$)
CHEVRON CORP	FIFO	33 000	Oct 25, 11	Nov 30, 12	3,501 22	3,468 12			33 10
	FIFO	28 000	Nov 10, 11	Nov 30, 12	2,970 73	2,962 55			8 18
CHINA CONSTR BK CORP ADR	FIFO	108 000	Aug 18, 11	Nov 30, 12	1,640 48	1,524 26			116 22
	FIFO	33 000	Nov 02, 11	Nov 30, 12	501 26	480 23			21 03
	FIFO	25 000	Nov 14, 11	Nov 30, 12	379 74	336 50			43 24
CHUBB CORP	FIFO	48 000	Nov 10, 11	Nov 30, 12	3,676 23	3,217 81			458.42
CHURCH & DWIGHT CO INC	FIFO	13 000	Dec 16, 09	Jul 18, 12	756.84	386 82			370 02
	FIFO	33 000	Dec 16, 09	Nov 30, 12	1,782 29	981 91			800 38
	FIFO	14 000	Mar 04, 11	Nov 30, 12	756.12	531 27			224 85
CISCO SYSTEMS INC	FIFO	376 000	Jun 21, 11	Aug 02, 12	5,922 12	5,750 43			171 69
CITY NATIONAL CORP	FIFO	41 000	Dec 16, 09	Nov 30, 12	1,999 93	1,678 95			320 98
	FIFO	1 000	Jul 21, 11	Nov 30, 12	48 78	54 84		-6 06	
	FIFO	24 000	Jul 27, 11	Nov 30, 12	1,170 69	1,281 32		-110 63	
CLARCOR INC	FIFO	11 000	Aug 25, 11	Nov 30, 12	516 55	461 33			55 22
	FIFO	4 000	Aug 29, 11	Nov 30, 12	187 83	180 18			7 65
	FIFO	14 000	Aug 31, 11	Nov 30, 12	657 43	652 03			5 40
CNOOC LTD SPON ADR	FIFO	8 000	Oct 24, 11	Nov 30, 12	1,706 60	1,459 95			246 65
COACH INC	FIFO	89 000	Sep 19, 11	Nov 30, 12	5,268 68	5,194 49			74 19
COCA COLA CO COM	FIFO	150 000	Sep 09, 10	Nov 30, 12	5,689 37	4,358 94			1,330 43
	FIFO	88 000	Nov 10, 11	Nov 30, 12	3,337 76	2,968 53			369 23
COLGATE PALMOLIVE CO	FIFO	62 000	Dec 16, 09	Nov 30, 12	6,704 52	5,240 24			1,464 28
COLUMBIA SPORTSWEAR CO	FIFO	17 000	Dec 16, 09	Nov 30, 12	986 14	683 06			303 08
	FIFO	9 000	Jan 13, 10	Nov 30, 12	522 08	368 41			153 67
COMCAST CORP NEW SPECIAL CL A	FIFO	74 000	Nov 10, 11	Nov 30, 12	2,637 30	1,632 96			1,004 34
CONOCOPHILLIPS	FIFO	5 000	Apr 22, 10	Nov 30, 12	285 64	215 54			70 10
	FIFO	22 000	Jun 01, 10	Nov 30, 12	1,256 83	852 48			404 35
	FIFO	13 000	Jun 22, 10	Nov 30, 12	742 67	544 83			197 84
CONS ENERGY INC	FIFO	38 000	Nov 10, 11	Nov 30, 12	1,212 93	1,598 95		-386 02	

continued next page





Resource Management Account

Account name: THE MELIK-BASCHKOPF FOUNDATION  
Friendly account name: Managed  
Account number: JG 41211 7F

Your Financial Advi  
THE ROTHMAN ADLER GRI  
212-713-7800/800-225-2

Realized gains and losses (continued)

Long-term capital gains and losses (continued)

Security description	Method	Quantity or face value	Purchase date	Sale date	Sale amount (\$)	Cost basis (\$)	Wash sale cost basis adjustment(\$)	Loss (\$)	Gain (\$)
COPART INC	FIFO	66 000	Dec 16, 09	Nov 30, 12	1,991 17	1,193 94			797.2
CREDIT SUISSE GROUP SPON ADR	FIFO	39 000	Apr 06, 11	Jun 29, 12	710 20	1,718 64		-1,008 44	
CULLEN FROST BANKERS INC	FIFO	15 000	Apr 23, 10	Nov 30, 12	820 48	889 73		-69 25	
	FIFO	11 000	Apr 27, 10	Nov 30, 12	601 68	642 38		-40 70	
DEERE AND CO	FIFO	90 000	Mar 19, 10	Aug 16, 12	6,727 97	5,341 84			1,386 13
	FIFO	53 000	Nov 10, 11	Nov 30, 12	4,504 89	3,907 44			597 45
DENTSPLY INTL INC	FIFO	80 000	Dec 16, 09	Nov 30, 12	3,181 52	2,843 88			337 64
	FIFO	19 000	Sep 22, 10	Nov 30, 12	755 62	582 48			173 14
	FIFO	7 000	Sep 23, 10	Nov 30, 12	278 38	215 08			63 30
	FIFO	11 000	Oct 26, 10	Nov 30, 12	437 46	364 55			72.91
DEVON ENERGY CORP NEW	FIFO	72 000	Jun 10, 10	May 25, 12	4,317 14	4,810 97		-493 83	
DIAGEO PLC NEW GB SPON ADR	FIFO	47 000	Nov 10, 11	Nov 30, 12	5,606 50	3,916 30			1,690 20
DOMINION RESOURCES INC VA (NEW)	FIFO	80 000	Nov 10, 11	Nov 30, 12	4,059 10	4,111 20		-52 10	
DOW CHEMICAL	FIFO	47 000	Nov 10, 11	Nov 30, 12	1,409 96	1,290 62			119 34
DRIL-QUIP INC	FIFO	8 000	Apr 20, 10	Nov 30, 12	565 51	526 48			39 03
	FIFO	14 000	Apr 21, 10	Nov 30, 12	989 63	926 35			63 28
DU PONT DE NEMOURS	FIFO	100 000	Feb 18, 11	Nov 02, 12	4,462 19	5,594 98		-1,132 79	
	FIFO	102 000	Nov 10, 11	Nov 30, 12	4,436 90	4,856 94		-420 04	
E ON AG SPON ADR	FIFO	72 000	Sep 14, 11	Nov 14, 12	1,290 73	1,400 22		-109 49	
	FIFO	32 000	Sep 30, 11	Nov 14, 12	573 66	704 81		-131 15	
EMC CORP MASS	FIFO	247 000	Dec 16, 09	Nov 30, 12	6,182 27	4,157 01			2,025 26
ENBRIDGE INC CAD	FIFO	87 000	Nov 10, 11	Nov 30, 12	3,504 28	2,954 26			550 02
EQT CORP	FIFO	37 000	Nov 10, 11	Nov 30, 12	2,244 36	2,327 87		-83 51	
EQUIFAX INC	FIFO	12 000	Mar 02, 10	May 15, 12	552 19	393 37			158 82
	FIFO	17 000	May 25, 10	Nov 30, 12	867 32	495 99			371 33
	FIFO	21 000	Dec 02, 10	Nov 30, 12	1,071 40	752 16			319 24
	FIFO	19 000	Mar 04, 11	Nov 30, 12	969 35	687 13			282 22
	FIFO	20 000	Aug 17, 11	Nov 30, 12	1,020 38	611 84			408 54

continued next page



Resource Management Account

Account name: THE MELIK-BASCHKOPF FOUNDATION  
Friendly account name: Managed  
Account number: JG 41211 7F

Your Financial Adviser  
THE ROTHMAN ADLER GROU  
212-713-7800/800-225-29

Realized gains and losses (continued)

Long-term capital gains and losses (continued)

Security description	Method	Quantity or face value	Purchase date	Sale date	Sale amount (\$)	Cost basis (\$)	Wash sale cost basis adjustment(\$)	Loss (\$)	Gain (\$)
ERICSSON SEK 10 NEW 2002 ADR	FIFO	67 000	May 06, 11	Oct 17, 12	598 12	1,015 24		-417 12	
	FIFO	74 000	May 06, 11	Nov 06, 12	652 17	1,121 30		-469 13	
	FIFO	21 000	Jun 22, 11	Nov 06, 12	185 07	291 01		-105 94	
	FIFO	15 000	Jun 22, 11	Nov 30, 12	139 35	207 86		-68 51	
	FIFO	22 000	Aug 12, 11	Nov 30, 12	204 37	247 59		-43 22	
	FIFO	55 000	Nov 14, 11	Nov 30, 12	510 94	558 60		-47 66	
	FIFO	62 000	Nov 21, 11	Nov 30, 12	575 96	599 09		-23 13	
EXPERIAN PLC SPON ADR	FIFO	99 000	Feb 02, 10	Nov 30, 12	1,656 23	960 61			695 62
EXXON MOBIL CORP	FIFO	24 000	Dec 16, 09	Nov 30, 12	2,114 83	1,644 42			470 41
	FIFO	10 000	Feb 26, 10	Nov 30, 12	881 18	650 84			230 34
	FIFO	51 000	Jul 12, 10	Nov 30, 12	4,494 02	2,990 88			1,503 14
	FIFO	34 000	Jul 12, 10	Nov 30, 12	2,996 01	1,993 92			1,002 09
	FIFO	20 000	Jul 14, 10	Nov 30, 12	1,762 36	1,181 59			580 77
	FIFO	27 000	Nov 10, 11	Nov 30, 12	2,379 19	2,131 09			248 10
FACTSET RESH SYSTEMS INC	FIFO	22 000	Dec 16, 09	Nov 30, 12	2,031 43	1,496 66			534 77
FAIR ISAAC CORP	FIFO	84 000	Dec 16, 09	Nov 30, 12	3,635 43	1,683 02			1,952 41
FASTENAL CO	FIFO	114 000	Apr 22, 10	Feb 08, 12	5,526 50	3,154 91			2,371 59
FHLMC PL A97046 04 5000 DUE 02/01/41	FIFO	19,000 000	Feb 09, 11	Nov 30, 12	12,431 84	12,153 42			278 42
FHLMC PL A97047 04 5000 DUE 02/01/41	FIFO	16,000 000	Feb 11, 11	Nov 30, 12	11,011 94	10,763 14			248 80
FHLMC PL G03432 05 5000 DUE 11/01/37	FIFO	53,000 000	Dec 16, 09	Nov 28, 12	10,579 78	10,413 92			165 86
FHLMC PL G04688 05 5000 DUE 09/01/38	FIFO	9,000 000	Nov 10, 11	Nov 28, 12	1,965 99	1,971 27		-5 28	
FHLMC PL G04913 05 0000 DUE 03/01/38	FIFO	20,000 000	Nov 10, 11	Nov 15, 12	5,785 28	5,775 16			10 12
FIRSTENERGY CORP	FIFO	42 000	Nov 10, 11	Nov 30, 12	1,785 80	1,881 05		-95 25	
FLUR SYSTEMS INC	FIFO	1 000	Dec 16, 09	Aug 06, 12	20 95	30 46		-9 51	
	FIFO	2 000	Dec 16, 09	Aug 07, 12	42 51	60 92		-18 41	

continued next page





Resource Management Account

Account name: THE MELIK-BASCHKOPF FOUNDATION  
Friendly account name: Managed  
Account number: JG 41211 7F

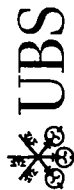
Your Financial Adviser  
THE ROTHMAN ADLER GROU  
212-713-7800/800-225-29

Realized gains and losses (continued)

Long-term capital gains and losses (continued)

Security description	Method	Quantity or face value	Purchase date	Sale date	Sale amount (\$)	Cost basis (\$)	Wash sale cost basis adjustment(\$)	Loss (\$)	Gain (\$)
FNMA NTS 00 750 % DUE 121813 DTD 110110 FC 12182010	FIFO	2 000	Dec 16, 09	Aug 08, 12	42 02	60 92		-18 90	
	FIFO	9 000	Dec 16, 09	Aug 09, 12	189 62	274 14		-84 52	
	FIFO	2 000	Dec 16, 09	Aug 10, 12	42 12	60 92		-18 80	
	FIFO	28 000	Dec 16, 09	Nov 30, 12	570 07	852 88		-282 81	
	FIFO	21 000	Aug 24, 10	Nov 30, 12	427 55	513 19		-85 64	
	FIFO	21 000	Sep 07, 10	Nov 30, 12	427 55	558 18		-130 63	
	FIFO	32 000	Jul 20, 11	Nov 30, 12	651 50	910 62		-259 12	
FNMA PL AB1389 04 5000 DUE 08/01/40	FIFO	11,000 000	Jan 11, 11	Aug 03, 12	11,072 82	10,873 17			199 65
	FIFO	3,000 000	Mar 29, 11	Aug 03, 12	3,019 86	2,953 52			66 34
FNMA PL AE0115 05 5000 DUE 12/01/35	FIFO	5,000,000	Feb 02, 11	Apr 16, 12	3,450.70	3,308 16			142 54
	FIFO	4,000 000	Feb 02, 11	Aug 09, 12	2,369 56	2,257 01			112 55
	FIFO	8,000 000	Feb 02, 11	Nov 30, 12	3,839 08	3,976 24		-137 16	
FNMA PL AE0984 04 5000 DUE 02/01/41	FIFO	20,000 000	Apr 19, 11	Nov 28, 12	10,134 22	9,943 66			190 56
	FIFO	11,000 000	Mar 02, 11	Apr 05, 12	9,890 13	9,433 02			457 11
FNMA PL 256635 05 0000 DUE 03/01/37	FIFO	7,000 000	Jan 06, 10	Apr 16, 12	2,528 03	2,400 53			127 50
FNMA PL 745275 B/E 5 000% 020136 DTD010106	FIFO	47,000 000	Dec 16, 09	Nov 26, 12	12,130 73	11,668 41			462.32
FNMA PL 889982 05 5000 DUE 11/01/38	FIFO	8,000 000	Jan 06, 10	Apr 16, 12	2,666 07	2,555 96			110 11
FNMA PL 903812 05 5000 DUE 12/01/36	FIFO	20,000 000	May 10, 11	Nov 28, 12	3,250 71	3,241 82			8 89
FNMA PL 992033 06 0000 DUE 10/01/38	FIFO	28,000 000	Jan 06, 10	Nov 30, 12	1,746 08	1,878 56		-132 48	
FOREST CITY ENTERPRISES INC CL A	FIFO	155 000	Dec 16, 09	Nov 30, 12	2,321 84	1,904 57			417 27
GDF SUEZ SPON ADR	FIFO	24 000	Dec 16, 09	Apr 03, 12	608 16	1,014 00		-405 84	
	FIFO	27 000	Dec 16, 09	Apr 24, 12	648 05	1,140 75		-492 70	

continued next page



Resource Management Account

Account name: THE MELUK-BASCHKOPF FOUNDATION  
Friendly account name: Managed  
Account number: JG 41211 7F

Your Financial Adviser  
THE ROTHMAN ADLER GROUP  
212-713-7800/800-225-29

Realized gains and losses (continued)

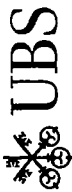
Long-term capital gains and losses (continued)

Security description	Method	Quantity or face value	Purchase date	Sale date	Sale amount (\$)	Cost basis (\$)	Wash sale cost basis adjustment (\$)	Loss (\$)	Gain (\$)
	FIFO	2 000	Mar 31, 10	Apr 24, 12	48 00	77 30		-29 30	
	FIFO	5 000	Mar 31, 10	May 02, 12	114 51	193 25		-78 74	
	FIFO	4 000	Jul 13, 10	May 02, 12	91 60	130 23		-38 63	
	FIFO	9 000	Jul 13, 10	Nov 30, 12	202 62	293 03		-90 41	
	FIFO	15 000	Sep 07, 10	Nov 30, 12	337 69	502 64		-164 95	
	FIFO	8 000	Aug 12, 11	Nov 30, 12	180 11	235 40		-55 29	
	FIFO	20 000	Nov 14, 11	Nov 30, 12	450 26	536 80		-86 54	
GENL DYNAMICS CORP	FIFO	29 000	Dec 16, 09	Nov 30, 12	1,928 45	2,013 18		-84 73	15 36
	FIFO	5 000	Nov 10, 11	Nov 30, 12	332 49	317 13			555.60
GENL ELECTRIC CO	FIFO	101 000	Dec 16, 09	Nov 30, 12	2,140 14	1,584 54			226 87
	FIFO	44 000	Feb 26, 10	Nov 30, 12	932 34	705 47			
	FIFO	32 000	Feb 08, 11	Nov 30, 12	678 06	680 02		-1 96	
	FIFO	42 000	Aug 25, 11	Nov 30, 12	889 96	650 80			239 16
GENL MILLS INC	FIFO	46 000	Nov 10, 11	Nov 30, 12	1,874 91	1,803 09			71 82
GENTEX CORP	FIFO	22 000	Apr 28, 11	Nov 30, 12	386 53	679 16		-292 63	
	FIFO	21 000	Jun 16, 11	Nov 30, 12	368 96	573 62		-204 66	
	FIFO	8 000	Jun 21, 11	Nov 30, 12	140 56	234 27		-93 71	
	FIFO	7 000	Jul 22, 11	Nov 30, 12	122 99	216 93		-93 94	
	FIFO	18 000	Aug 12, 11	Nov 30, 12	316 25	452 01		-135 76	
	FIFO	21 000	Aug 17, 11	Nov 30, 12	368 96	512 08		-143 12	
GLAXO SMITHKLINE PLC ADR	FIFO	13 000	Dec 16, 09	Jan 24, 12	578 63	559 00			19 63
	FIFO	9 000	Dec 16, 09	May 02, 12	419 42	387 00			32.42
	FIFO	6 000	Dec 16, 09	Jun 19, 12	276 68	258 00			18 68
	FIFO	4 000	Aug 24, 10	Jun 19, 12	184 45	148 68			35 77
	FIFO	5 000	Nov 17, 10	Jun 19, 12	230 57	198 44			32 13
	FIFO	13 000	Nov 17, 10	Nov 02, 12	567 78	515 93			51.85
	FIFO	5 000	Nov 17, 10	Nov 30, 12	215 00	198 44			16 56
	FIFO	13 000	Apr 28, 11	Nov 30, 12	558 98	564 34		-5 36	
	FIFO	22 000	May 12, 11	Nov 30, 12	945 98	951 97		-5 99	

continued next page



EXHIBIT A PAGE 21 OF 33



Resource Management Account

Account name: THE MEUK-BASCHKOPF FOUNDATION  
 Friendly account name: Managed  
 Account number: JG 41211 7F

Your Financial Adviser  
 THE ROTHMAN ADLER GRO  
 212-713-7800/800-225-25

Realized gains and losses (continued)

Long-term capital gains and losses (continued)

Security description	Method	Quantity or face value	Purchase date	Sale date	Sale amount (\$)	Cost basis (\$)	Wash sale cost basis adjustment (\$)	Loss (\$)	Gain (\$)
	FIFO	10 000	Nov 14, 11	Nov 30, 12	429 99	442 67		-12 68	
GOOGLE INC CL A	FIFO	9 000	Feb 02, 11	Nov 30, 12	6,210 67	5,504 47			706 20
GRACO INC	FIFO	44 000	Dec 16, 09	Nov 30, 12	2,191 15	1,313 40			877 75
	FIFO	4 000	May 13, 10	Nov 30, 12	199 19	142 54			56 65
HCC INSURANCE HLDGS INC	FIFO	9 000	Dec 16, 09	Oct 16, 12	316 78	242 26			74 52
	FIFO	11 000	Dec 16, 09	Oct 17, 12	391 66	296 09			95 57
	FIFO	69 000	Dec 16, 09	Nov 30, 12	2,542 59	1,857 31			685 28
	FIFO	9 000	May 13, 10	Nov 30, 12	331 64	234 94			96 70
	FIFO	33 000	Apr 26, 11	Nov 30, 12	1,216 02	1,056 43			159 59
	FIFO	37 000	Aug 17, 11	Nov 30, 12	1,363 42	1,045 14			318 28
HENRY JACK & ASSOC INC	FIFO	65 000	Dec 16, 09	Nov 30, 12	2,510 24	1,507 35			1,002 89
HOME DEPOT INC	FIFO	64 000	Nov 10, 11	Nov 30, 12	4,121 50	2,383 31			1,738 19
HONDA MOTOR CO ADR JAPAN ADR	FIFO	41 000	Oct 07, 11	Nov 30, 12	1,357 07	1,205 97			151 10
	FIFO	10 000	Nov 14, 11	Nov 30, 12	330 99	294 80			36 19
	FIFO	20 000	Nov 21, 11	Nov 30, 12	661 98	553 98			108 00
HONEYWELL INTL INC	FIFO	31 000	Nov 10, 11	Nov 30, 12	1,903 97	1,664 60			239 37
HSBC HOLDINGS PLC NEW GB SPON ADR	FIFO	18 000	Mar 16, 11	Nov 30, 12	920 86	900 03			20 83
	FIFO	9 000	Apr 07, 11	Nov 30, 12	460 43	490 39			39 58
	FIFO	14 000	Oct 03, 11	Nov 30, 12	716 22	676 64	144 10	-29 96	39 37
	FIFO	3 000	Oct 03, 11	Nov 30, 12	153 48	114 11			53 96
	FIFO	6 000	Nov 01, 11	Nov 30, 12	306 95	252 99			113 09
	FIFO	10 000	Nov 14, 11	Nov 30, 12	511 59	398 50			274 31
	FIFO	19 000	Nov 21, 11	Nov 30, 12	972.02	697.71			148 80
	FIFO	10 000	Nov 25, 11	Nov 30, 12	511 59	362 79			356 84
HUNT J B TRANS SVCS INC	FIFO	16 000	Dec 02, 10	Jun 19, 12	973 31	616 47			894 56
	FIFO	42 000	Dec 02, 10	Nov 30, 12	2,512 80	1,618 24			25 50
	FIFO	2 000	Apr 25, 11	Nov 30, 12	119 66	94 16			

continued next page

EXHIBIT A PAGE 22 OF 33



Resource Management Account

Account name: THE MEUK-BASCHKOPF FOUNDATION  
Friendly account name: Managed  
Account number: JG 41211 7F

Your Financial Adviser  
THE ROTHMAN ADLER GRO  
212-713-7800/800-225-529

Realized gains and losses (continued)

Long-term capital gains and losses (continued)

Security description	Method	Quantity or face value	Purchase date	Sale date	Sale amount (\$)	Cost basis (\$)	Wash sale cost basis adjustment (\$)	Loss (\$)	Gain (\$)
HUTCHISON WHAMPOA LTD ADR HONG KONG ADR	FIFO	89 000	Oct 13, 11	Nov 30, 12	1,816 45	1,594 81			221 64
	FIFO	61 000	Oct 19, 11	Nov 30, 12	1,244 98	1,090 70			154 28
	FIFO	15 000	Nov 14, 11	Nov 30, 12	306 14	270 15			35 99
IDEX CORP	FIFO	92 000	Dec 16, 09	Nov 30, 12	4,121 50	2,940 32			1,181 18
ING GROEP N V NL SPON ADR	FIFO	47 000	Dec 16, 09	Sep 18, 12	407 15	475 17		-68 02	
	FIFO	64 000	Dec 31, 09	Sep 18, 12	554 42	639 20		-84 78	
	FIFO	49 000	Dec 31, 09	Sep 26, 12	395 24	489 39		-94 15	
	FIFO	5 000	Jul 26, 10	Sep 26, 12	40 33	46 77		-6 44	
	FIFO	19 000	Jul 26, 10	Nov 30, 12	170 81	177 71		-6 90	
	FIFO	37 000	Feb 08, 11	Nov 30, 12	332 62	461 73		-129 11	
INTEL CORP	FIFO	98 000	Nov 10, 11	Nov 30, 12	1,923 69	2,362 40		-438 71	
INTERCONTINENTAL HOTELS GROUP PLC NEW ADR	FIFO	0 666	Dec 16, 09	Oct 09, 12	17 44	10 35			7 09
	FIFO	88 000	Dec 16, 09	Nov 30, 12	2,354 82	1,366 53			988 29
	FIFO	14 000	Nov 14, 11	Nov 30, 12	374 63	256 42			118 21
INTL BUSINESS MACH	FIFO	2 000	Dec 16, 09	Nov 30, 12	383 49	257 16			126 33
	FIFO	23 000	Dec 16, 09	Nov 30, 12	4,410 15	2,973 67			1,436 48
	FIFO	17 000	Dec 16, 09	Nov 30, 12	3,259 67	2,197 93			1,061 74
	FIFO	7 000	Jun 21, 11	Nov 30, 12	1,342 22	1,166 32			175 90
	FIFO	5 000	Nov 10, 11	Nov 30, 12	958 73	918 60			40 13
INTUITIVE SURGICAL INC NEW	FIFO	13 000	Aug 26, 10	Nov 30, 12	6,933 91	3,538 66			3,395 25
JACOBS ENGINEERING GROUP INC	FIFO	68 000	Dec 16, 09	Nov 30, 12	2,796 77	2,532 32			264 45
	FIFO	14 000	Jun 23, 11	Nov 30, 12	575 81	579 35		-3 54	
JOHNSON & JOHNSON COM	FIFO	21 000	Aug 03, 10	Nov 30, 12	1,457 58	1,246 90			210 68
	FIFO	18 000	Jun 21, 11	Nov 30, 12	1,249 35	1,198 89			50 46
JOHNSON CONTROLS INC	FIFO	45 000	Nov 10, 11	Nov 30, 12	1,244 22	1,391 26		-147 04	

continued next page





Resource Management Account

Account name: THE MELIK-BASCHKOPF FOUNDATION  
Friendly account name: Managed  
Account number: JG 41211 7F

Your Financial Adviser  
THE ROTHMAN ADLER GROU  
212-713-7800/800-225-29

Realized gains and losses (continued)

Long-term capital gains and losses (continued)

Security description	Method	Quantity or face value	Purchase date	Sale date	Sale amount (\$)	Cost basis (\$)	Wash sale cost basis adjustment(\$)	Loss (\$)	Gain (\$)
JP MORGAN INTERNATIONAL VALUE SMA FUND									
	FIFO	135 000	Dec 16, 09	Mar 15, 12	1,605 15	1,529 55			75 60
	FIFO	269 000	Dec 16, 09	Mar 27, 12	3,195 72	3,047 77			147 95
	FIFO	260 000	Dec 16, 09	May 29, 12	2,735 20	2,945 80		-210 60	
	FIFO	178 000	Dec 16, 09	Aug 15, 12	1,982 92	2,016 74		-33 82	
	FIFO	176 000	Dec 16, 09	Oct 05, 12	2,004 64	1,994 08			10 56
	FIFO	4,027 000	Dec 16, 09	Nov 30, 12	46,793 74	45,625 91			1,167 83
	FIFO	105 669	Dec 22, 09	Nov 30, 12	1,227 87	1,156 02			71 85
	FIFO	246 000	Feb 18, 10	Nov 30, 12	2,858 52	2,651 88			206 64
	FIFO	179 000	Apr 09, 10	Nov 30, 12	2,079 98	2,124 73		-44 75	
	FIFO	283 000	Jan 20, 11	Nov 30, 12	3,288 46	3,602 59		-314 13	
	FIFO	240 000	May 12, 11	Nov 30, 12	2,788 80	3,240 00		-451 20	
	FIFO	840 000	Nov 14, 11	Nov 30, 12	9,760 80	9,298 80			462 00
JPMORGAN CHASE & CO									
	FIFO	124 000	Aug 18, 10	Nov 30, 12	5,093 80	4,681 72			412 08
	FIFO	23 000	Aug 11, 11	Nov 30, 12	944 82	835 78			109 04
	FIFO	28 000	Nov 10, 11	Nov 30, 12	1,150 21	916 94			233 27
JUNIPER NETWORKS INC									
	FIFO	141 000	Dec 16, 09	May 18, 12	2,481 95	3,764 70		-1,282 75	
KIMBERLY CLARK CORP									
	FIFO	30 000	Nov 10, 11	Nov 30, 12	2,571 84	2,116 43			455 41
KIRBY CORPORATION									
	FIFO	56 000	Dec 16, 09	Nov 30, 12	3,265 85	1,963 03			1,302 82
KRAFT FOODS GROUP INC									
	FIFO	0 666	Dec 16, 09	Oct 02, 12	30 16	19 06			11 10
	FIFO	46 000	Dec 16, 09	Nov 30, 12	2,110 89	1,315 27			795 62
	FIFO	17 000	Aug 19, 10	Nov 30, 12	780 11	519 26			260 85
LIMITED BRANDS INC CL A									
	FIFO	65 000	Nov 10, 11	Nov 30, 12	3,352 62	2,750 75			601 87
LKQ CORP NEW									
	FIFO	30 000	Dec 16, 09	May 15, 12	1,063 26	573 51			489 75
	FIFO	6 000	Dec 16, 09	Nov 26, 12	129 64	57 35			72 29
	FIFO	38 000	Dec 16, 09	Nov 27, 12	833 32	363 22			470 10
	FIFO	86 000	Dec 16, 09	Nov 30, 12	1,871 32	822 03			1,049 29
	FIFO	74 000	May 25, 10	Nov 30, 12	1,610 20	656 06			954 14
	FIFO	4 000	Aug 11, 11	Nov 30, 12	87 04	45 01			42 03
	FIFO	2 000	Aug 12, 11	Nov 30, 12	43 52	24 21			19 31

continued next page

EXHIBIT A PAGE 24 OF 33



Resource Management Account

Account name: THE MELIK-BASCHKOPF FOUNDATION  
Friendly account name: Managed  
Account number: JG 41211 7F

Your Financial Adviser  
THE ROTHMAN ADLER GRO  
212-713-7800/800-225-29

Realized gains and losses (continued)

Long-term capital gains and losses (continued)

Security description	Method	Quantity or face value	Purchase date	Sale date	Sale amount (\$)	Cost basis (\$)	Wash sale cost basis adjustment (\$)	Loss (\$)	Gain (\$)
LLOYDS BANKING GROUP PLC SPON ADR	FIFO	54 000	Aug 17, 11	Nov 30, 12	1,175 01	632 67			542 34
LLOYDS BANKING GROUP PLC	FIFO	51 000	Dec 16, 09	Mar 08, 12	108 69	189 72		-81 03	
	FIFO	157 000	Jul 15, 10	Mar 08, 12	334 61	600 35		-265 74	
	FIFO	130 000	Feb 08, 11	Mar 08, 12	277 06	547 79		-270 73	
LORILLARD INC	FIFO	25 000	Nov 10, 11	Nov 30, 12	3,012 43	2,697 11			315 32
MARATHON OIL CORP	FIFO	63 000	Nov 10, 11	Nov 30, 12	1,937 20	1,726 06			211 14
MARATHON PETROLEUM CO	FIFO	32 000	Nov 10, 11	Nov 30, 12	1,894 35	1,206 57			687 78
MARKEL CORP (HOLDING CO)	FIFO	1 000	Dec 16, 09	Apr 19, 12	442 92	334 48			108 44
	FIFO	13 000	Dec 16, 09	Nov 30, 12	6,351.13	4,348.24			2,002.89
	FIFO	1 000	Oct 27, 10	Nov 30, 12	488 55	342 19			146 36
	FIFO	1 000	Nov 01, 10	Nov 30, 12	488.55	337 28			151.27
MCDONALDS CORP	FIFO	61 000	Dec 16, 09	Oct 03, 12	5,549.58	3,818.60			1,730.98
	FIFO	12 000	Dec 16, 09	Nov 30, 12	1,032 82	751 20			281 62
	FIFO	11.000	Jan 07, 10	Nov 30, 12	946 75	675 66			271 09
	FIFO	34 000	Nov 10, 11	Nov 30, 12	2,926 31	3,173 48		-247 17	
MEAD JOHNSON NUTRITION CO COM STOCK	FIFO	73 000	Aug 16, 11	Nov 30, 12	4,983 59	5,075 92		-92 33	
MEADWESTVACO CORP	FIFO	74 000	Nov 10, 11	Nov 30, 12	2,273.22	1,839 01			434 21
MERCK & CO INC NEW COM	FIFO	32 000	Dec 16, 09	Nov 30, 12	1,430 69	1,209 23			221 46
	FIFO	21 000	Jun 01, 10	Nov 30, 12	938 88	712 18			226 70
	FIFO	23 000	Feb 08, 11	Nov 30, 12	1,028 31	762 72			265 59
METTLER-TOLEDO INTL	FIFO	11 000	Dec 16, 09	Nov 30, 12	2,065 86	1,129 15			936 71
MICROSOFT CORP	FIFO	17 000	May 10, 11	Nov 30, 12	460 69	436 19			24 50
	FIFO	42 000	Jun 21, 11	Nov 30, 12	1,138 17	1,039 90			98 27
MONDELEZ INTL INC	FIFO	140 000	Dec 16, 09	Nov 30, 12	3,617 51	2,485 92			1,131 59
	FIFO	51 000	Aug 19, 10	Nov 30, 12	1,317 81	967 41			350 40
MORNINGSTAR INC	FIFO	64 000	Dec 16, 09	Nov 30, 12	4,060 07	3,133 44			926.63
	FIFO	20 000	Apr 29, 10	Nov 30, 12	1,268 77	969 00			299.77
NATL-OILWELLVARCO INC	FIFO	76 000	Jan 10, 11	Nov 30, 12	5,319 88	4,884 68			435 20

continued next page





Resource Management Account

Account name: THE MELIK-BASCHKOPF FOUNDATION  
 Friendly account name: Managed  
 Account number: JG 41211 7F

Your Financial Adviser  
 THE ROTHMAN ADLER GRC  
 212-713-7800/800-225-21

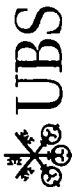
Realized gains and losses (continued)

Long-term capital gains and losses (continued)

Security description	Method	Quantity or face value	Purchase date	Sale date	Sale amount (\$)	Cost basis (\$)	Wash sale cost basis adjustment (\$)	Loss (\$)	Gain (\$)
NEXTERA ENERGY INC COM	FIFO	56 000	Nov 10, 11	Nov 30, 12	3,814 07	3,100 59			713 48
NIPPON TELEG & TEL CORP SPON ADR	FIFO	25 000	Jul 02, 10	Mar 21, 12	568 22	515 15			53 07
	FIFO	50 000	Jul 12, 10	Nov 30, 12	1,117 47	1,058 72			58 75
	FIFO	19 000	Aug 20, 10	Nov 30, 12	424 64	409 15			15 49
	FIFO	18 000	Sep 29, 11	Nov 30, 12	402 29	430 93		-28 64	
	FIFO	20 000	Nov 14, 11	Nov 30, 12	446 99	507 55		-60 56	
NISSAN MTR LTD SPONS ADR JAPAN ADR	FIFO	29 000	Dec 16, 09	Feb 01, 12	558 51	481 40			77 11
	FIFO	12 000	Dec 16, 09	Jun 21, 12	223 78	199 20			24 58
	FIFO	13 000	Sep 08, 10	Jun 21, 12	242 42	204 96			37 46
	FIFO	8 000	Sep 29, 10	Jun 21, 12	149 19	141 71			7 48
	FIFO	41 000	Sep 29, 10	Aug 29, 12	780 13	726 28			53 85
	FIFO	25 000	Feb 22, 11	Aug 29, 12	475 70	522 46		-46 76	
	FIFO	7 000	Aug 23, 11	Aug 29, 12	133 19	116 43			16 76
	FIFO	24 000	Aug 23, 11	Nov 30, 12	462 23	399 20			63 03
	FIFO	8 000	Sep 29, 11	Nov 30, 12	154 07	143 29			10 78
	FIFO	40 000	Nov 14, 11	Nov 30, 12	770 39	738 80			31 59
NORTHEAST UTILITIES	FIFO	54 000	Nov 10, 11	Nov 30, 12	2,063 83	1,851 08			212 75
NORTHROP GRUMMAN CORP	FIFO	33 000	Nov 10, 11	Nov 30, 12	2,201 05	1,918 02			283 03
O REILLY AUTOMOTIVE INC	FIFO	7 000	Dec 16, 09	Jan 18, 12	586 70	265 07			321 63
	FIFO	10 000	Dec 16, 09	May 02, 12	1,066 03	378 68			687 35
	FIFO	13 000	Dec 16, 09	May 04, 12	1,357 92	492 28			865 64
	FIFO	23 000	Dec 16, 09	Nov 30, 12	2,141 25	870 95			1,270 30
	FIFO	7 000	Jan 13, 10	Nov 30, 12	651 68	273 05			378 63
OCCIDENTAL PETROLEUM CRP	FIFO	39 000	Dec 16, 09	Nov 02, 12	3,086 86	3,080 22			6 64
	FIFO	21 000	May 07, 10	Nov 02, 12	1,662 15	1,669 37		-7 22	
	FIFO	39 000	May 07, 10	Nov 30, 12	2,969 39	3,100 25		-130 86	
	FIFO	5 000	Nov 10, 11	Nov 30, 12	380 69	491 98		-111 29	

continued next page

EXHIBIT A PAGE 26 OF 33



Resource Management Account

Account name: THE MEUK-BASCHKOPF FOUNDATION  
Friendly account name: Managed  
Account number: JG 41211 7F

Your Financial Adviser  
THE ROTHMAN ADLER G&O  
212-713-7800/800-225-29

Realized gains and losses (continued)

Long-term capital gains and losses (continued)

Security description	Method	Quantity or face value	Purchase date	Sale date	Sale amount (\$)	Cost basis (\$)	Wash sale cost basis adjustment (\$)	Loss (\$)	Gain (\$)
OCEANEERING INTL INC	FIFO	8,000	Dec 16, 09	Feb 24, 12	448.38	229.44			218.94
	FIFO	41,000	Dec 16, 09	Nov 30, 12	2,164.34	1,175.88			988.46
PALL CORP	FIFO	28,000	Aug 19, 11	Nov 30, 12	1,562.04	1,241.33			420.71
PEABODY ENERGY CORP	FIFO	14,000	Jun 22, 10	Nov 30, 12	349.29	585.94		-236.65	
	FIFO	21,000	Aug 10, 11	Nov 30, 12	523.94	959.03		-435.09	
PFIZER INC	FIFO	91,000	Dec 16, 09	Nov 30, 12	2,268.58	1,680.50			588.08
	FIFO	42,000	Jun 14, 10	Nov 30, 12	1,047.03	645.91			401.12
PHILIP MORRIS INTL INC	FIFO	69,000	Nov 10, 11	Nov 30, 12	6,236.08	4,905.86			1,330.22
PHILLIPS 66	FIFO	2,500	Apr 22, 10	Nov 30, 12	129.20	67.97			61.23
	FIFO	11,000	Jun 01, 10	Nov 30, 12	568.46	268.79			299.67
	FIFO	6,500	Jun 22, 10	Nov 30, 12	335.91	171.80			164.11
PRAXAIR INC	FIFO	6,000	Dec 16, 09	Mar 14, 12	662.75	493.50			169.25
	FIFO	57,000	Dec 16, 09	Nov 30, 12	6,058.39	4,688.25			1,370.14
	FIFO	6,000	Nov 10, 11	Nov 30, 12	637.73	600.72			37.01
	FIFO	29,000	Nov 10, 11	Nov 30, 12	3,082.34	2,903.48			178.86
PRICE T ROWE GROUP INC	FIFO	95,000	Dec 16, 09	Feb 08, 12	5,547.92	4,932.12			615.80
PROCTER & GAMBLE CO	FIFO	60,000	Nov 10, 11	Nov 30, 12	4,165.10	3,801.55			363.55
PRUDENTIAL FINANCIAL INC	FIFO	25,000	Dec 16, 09	Nov 30, 12	1,294.97	1,280.42			14.55
PRUDENTIAL PLC ADR UNITED KINGDOM	FIFO	28,000	Sep 14, 10	Apr 24, 12	661.81	541.81			120.00
	FIFO	26,000	Sep 14, 10	May 03, 12	634.80	503.10			131.70
	FIFO	27,000	Sep 14, 10	Sep 28, 12	698.47	522.46			176.01
	FIFO	14,000	Sep 14, 10	Nov 30, 12	407.67	270.90			136.77
	FIFO	28,000	Dec 10, 10	Nov 30, 12	815.34	587.69			227.65
	FIFO	21,000	Feb 02, 11	Nov 30, 12	611.51	474.89			136.62
	FIFO	23,000	Oct 26, 11	Nov 30, 12	669.74	468.06			201.68
	FIFO	30,000	Nov 14, 11	Nov 30, 12	873.58	590.27			283.31
PUBLIC SERVICE ENTERPRISE GROUP INC	FIFO	20,000	Aug 25, 11	Nov 30, 12	598.98	665.93		-66.95	
	FIFO	33,000	Oct 25, 11	Nov 30, 12	988.33	1,124.97		-136.64	

continued next page





Resource Management Account

Account name: THE MELIK-BASCHKOPF FOUNDATION  
Friendly account name: Managed  
Account number: JG 41211 7F

Your Financial Adviser  
THE ROTHMAN ADLER GRO  
212-713-7800/800-225-29

Realized gains and losses (continued)

Long-term capital gains and losses (continued)

Security description	Method	Quantity or face value	Purchase date	Sale date	Sale amount (\$)	Cost basis (\$)	Wash sale cost basis adjustment (\$)	Loss (\$)	Gain (\$)
QUALCOMM INC	FIFO	116 000	Dec 16, 09	Nov 30, 12	7,373 95	5,206 95			2,167 00
RAYTHEON CO NEW	FIFO	72 000	Nov 10, 11	Nov 30, 12	4,093 10	3,216 07			877 03
REPSOL SA SPON ADR	FIFO	11,000	May 27, 11	Aug 22, 12	198 25	361 18		-162 93	
	FIFO	10 000	Jul 21, 11	Aug 22, 12	180 22	318 97		-138 75	
	FIFO	9 000	Jul 21, 11	Nov 30, 12	190 79	287 08		-96 29	
	FIFO	9 000	Aug 12, 11	Nov 30, 12	190 80	247 79		-56 99	
	FIFO	20 000	Nov 14, 11	Nov 30, 12	423 99	593 80		-169 81	
	FIFO	19 000	Mar 21, 12	Nov 30, 12	402 79	631 30	125 17	-228 51	
RIO TINTO PLC SPON ADR	FIFO	43 000	Nov 10, 11	Nov 30, 12	2,131 89	2,342 97		-211 08	
ROYAL DUTCH SHELL PLC	FIFO	4 000	Dec 16, 09	Jan 13, 12	274 12	239 95			34 17
CL A SPON ADR	FIFO	39 000	Dec 16, 09	Jan 20, 12	2,726 88	2,339 51			387 37
	FIFO	40 000	Dec 16, 09	Nov 30, 12	2,687 94	2,399 50			288 44
	FIFO	5 000	Mar 25, 10	Nov 30, 12	335 99	287 53			48 46
	FIFO	27 000	Apr 23, 10	Nov 30, 12	1,814 36	1,654 99			159 37
	FIFO	10 000	Jun 29, 10	Nov 30, 12	671 98	514 48			157 50
	FIFO	4 000	Aug 23, 11	Nov 30, 12	268 80	259 52			9 28
	FIFO	20 000	Nov 14, 11	Nov 30, 12	1,343 97	1,411 71		-67 74	
ROYAL KPN N V SPON ADR	FIFO	26 000	Dec 16, 09	Jan 03, 12	306 06	441 48		-135 42	
	FIFO	10 000	Aug 25, 10	Jan 03, 12	117 71	138 65		-20 94	
	FIFO	4 000	Aug 25, 10	Apr 17, 12	37 19	55 46		-18 27	
SALLY BEAUTY CO INC	FIFO	113 000	Dec 16, 09	Nov 30, 12	2,852 05	864 11			1,987 94
	FIFO	29 000	Jul 20, 11	Nov 30, 12	731 94	515 22			216 72
SANOFI SPON ADR	FIFO	20 000	Dec 16, 09	Feb 03, 12	730 77	787 65		-56 88	
	FIFO	63 000	Dec 16, 09	Nov 30, 12	2,826 12	2,481 10			345 02
	FIFO	4 000	Jan 08, 10	Nov 30, 12	179 43	160 12			19 31
	FIFO	23 000	Oct 27, 10	Nov 30, 12	1,031 76	785 88			245 88
SCHEIN HENRY INC	FIFO	59 000	Dec 16, 09	Nov 30, 12	4,776 53	3,043 81			1,732 72

continued next page



Resource Management Account

Account name: THE MELIK-BASCHKOPF FOUNDATION  
Friendly account name: Managed JG 41211 7F  
Account number:

Your Financial Adviser  
THE ROTHMAN ADLER GROU  
212-713-7800/800-225-29

Realized gains and losses (continued)

Long-term capital gains and losses (continued)

Security description	Method	Quantity or face value	Purchase date	Sale date	Sale amount (\$)	Cost basis (\$)	Wash sale cost basis adjustment (\$)	Loss (\$)	Gain (\$)
SCHLUMBERGER LTD NETHERLANDS ANTILLES	FIFO	82,000	Dec 16, 09	Nov 30, 12	5,806.28	5,248.82			557.46
	FIFO	32,000	Nov 10, 11	Nov 30, 12	2,265.86	2,374.58		-108.72	
SCHNEIDER ELEC SA ADR	FIFO	85,000	Mar 11, 10	Sep 18, 12	1,102.26	987.24			115.02
	FIFO	52,000	Mar 11, 10	Sep 20, 12	651.81	603.96			47.85
	FIFO	24,000	Mar 11, 10	Nov 30, 12	336.95	278.75			58.20
	FIFO	24,000	Aug 20, 10	Nov 30, 12	336.95	262.83			74.12
	FIFO	33,000	Mar 29, 11	Nov 30, 12	463.31	550.58		-87.27	
SEI INVESTMENTS CO	FIFO	25,000	Sep 01, 11	Nov 30, 12	350.99	329.49			21.50
	FIFO	60,000	Nov 14, 11	Nov 30, 12	842.38	655.20			187.18
SEMPRA ENERGY	FIFO	104,000	Dec 16, 09	Nov 30, 12	2,299.38	1,866.47			432.91
	FIFO	47,000	Sep 27, 11	Nov 30, 12	1,039.15	765.94			273.21
SMUCKER J M CO NEW	FIFO	27,000	May 04, 10	Nov 30, 12	1,834.33	1,332.51			501.82
	FIFO	85,000	Dec 16, 09	Feb 16, 12	6,017.67	5,196.90			820.77
SOLERA HOLDINGS INC	FIFO	18,000	Jul 20, 11	Nov 30, 12	913.48	1,062.80		-149.32	
	FIFO	12,000	Jul 21, 11	Nov 30, 12	608.98	710.88		-101.90	
SOUTHERN CO	FIFO	70,000	Nov 10, 11	Nov 30, 12	3,030.23	3,051.94		-21.71	
	FIFO	19,000	Jun 22, 10	Apr 18, 12	1,150.09	537.60			612.49
STARBUCKS CORP	FIFO	127,000	Jun 22, 10	May 18, 12	6,585.44	3,593.40			2,992.04
	FIFO	21,000	Dec 01, 10	Aug 23, 12	289.62	282.35			7.27
SUMITOMO CORP SPON ADR	FIFO	16,000	Dec 01, 10	Sep 26, 12	216.82	215.13			1.69
	FIFO	25,000	Dec 01, 10	Nov 29, 12	310.06	336.14		-26.08	
SUMITOMO MITSUI FINANCIAL SPON ADR	FIFO	77,000	Dec 01, 10	Nov 30, 12	946.31	1,035.30		-88.99	
	FIFO	41,000	Feb 09, 11	Nov 30, 12	503.87	634.88		-131.01	
SUMITOMO MITSUI FINANCIAL SPON ADR	FIFO	63,000	Apr 15, 11	Nov 30, 12	774.25	835.08		-60.83	
	FIFO	40,000	Nov 14, 11	Nov 30, 12	491.59	531.60		-40.01	
SUMITOMO MITSUI FINANCIAL SPON ADR	FIFO	13,000	Dec 16, 09	Nov 30, 12	83.46	87.31		-3.85	
	FIFO	239,000	Jan 20, 10	Nov 30, 12	1,534.34	1,492.84			41.50
	FIFO	37,000	Aug 20, 10	Nov 30, 12	237.54	221.41			16.13

continued next page





Resource Management Account

Account name: THE MELIK-BASCHKOPF FOUNDATION  
Friendly account name: Managed  
Account number: JG 41211 7F

Your Financial Adviser  
THE ROTHMAN ADLER GRC  
212-713-7800/800-225-21

Realized gains and losses (continued)

Long-term capital gains and losses (continued)

Security description	Method	Quantity or face value	Purchase date	Sale date	Sale amount (\$)	Cost basis (\$)	Wash sale cost basis adjustment (\$)	Loss (\$)	Gain (\$)
	FIFO	178,000	Nov 16, 10	Nov 30, 12	1,142.73	1,066.91			75.82
	FIFO	65,000	Nov 30, 10	Nov 30, 12	417.29	400.47			16.82
	FIFO	159,000	Aug 01, 11	Nov 30, 12	1,020.76	1,037.48		-16.72	
	FIFO	26,000	Nov 01, 11	Nov 30, 12	166.91	142.92			23.99
	FIFO	48,000	Nov 02, 11	Nov 30, 12	308.16	264.08			44.08
	FIFO	105,000	Nov 14, 11	Nov 30, 12	674.08	562.72			111.36
TERADATA CORP NEW (DELA)	FIFO	78,000	Sep 28, 11	Oct 23, 12	5,577.86	4,464.09			1,113.77
TIX COS INC NEW	FIFO	172,000	May 25, 10	Nov 30, 12	7,572.98	3,806.95			3,766.03
	FIFO	26,000	Jun 14, 10	Nov 30, 12	1,144.76	601.03			543.73
	FIFO	28,000	Oct 25, 11	Nov 30, 12	1,232.81	829.63			403.18
TORONTO DOMINION BK NEW CANADA CAD	FIFO	22,000	Nov 10, 11	Nov 30, 12	1,829.92	1,555.31			274.61
TOTAL S A FRANCE SPON ADR	FIFO	67,000	Nov 10, 11	Nov 30, 12	3,374.04	3,372.11			1.93
TRAVELLERS COS INC/THE	FIFO	43,000	Sep 13, 11	Nov 30, 12	3,065.83	2,103.78			962.05
	FIFO	38,000	Nov 10, 11	Nov 30, 12	2,709.34	2,184.24			525.10
TULLOW OIL PLC ADR	FIFO	48,000	Jan 18, 11	Jan 24, 12	517.86	529.31		-11.45	
UMPQUA HOLDINGS CORP OR	FIFO	45,000	Apr 27, 10	Nov 30, 12	534.59	687.58		-152.99	
	FIFO	19,000	Apr 30, 10	Nov 30, 12	225.71	287.24		-61.53	
	FIFO	35,000	Jul 06, 10	Nov 30, 12	415.79	400.60			15.19
	FIFO	52,000	Oct 25, 10	Nov 30, 12	617.75	586.68			31.07
	FIFO	25,000	Dec 02, 10	Nov 30, 12	296.99	280.31			16.68
UNILEVER NV N Y SHS NEW NETHERLANDS SPON ADR	FIFO	61,000	May 10, 11	Nov 30, 12	2,320.39	2,036.27			284.12
	FIFO	63,000	Nov 10, 11	Nov 30, 12	2,396.46	2,087.14			309.32
UNITED PARCEL SERVICE INC CL B	FIFO	60,000	Aug 02, 10	Nov 30, 12	4,406.90	3,949.92			456.98
UNIVERSAL HEALTH SVCS INC CL B	FIFO	15,000	Jan 15, 10	Mar 06, 12	640.76	485.09			155.67
	FIFO	3,000	Jan 15, 10	Mar 13, 12	128.65	97.02			31.63
	FIFO	16,000	Jan 15, 10	Mar 14, 12	694.01	517.42			176.59

continued next page



Resource Management Account

Account name: THE MELIK-BASCHKOPF FOUNDATION  
Friendly account name: Managed  
Account number: JG 41211 7F

Your Financial Advisor  
THE ROTHMAN ADLER GROU  
212-713-7800/800-225-929

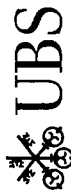
Realized gains and losses (continued)

Long-term capital gains and losses (continued)

Security description	Method	Quantity or face value	Purchase date	Sale date	Sale amount (\$)	Cost basis (\$)	Wash sale cost basis adjustment (\$)	Loss (\$)	Gain (\$)
UNTD TECHNOLOGIES CORP	FIFO	39,000	Dec 16, 09	Nov 30, 12	3,118.37	2,739.63			378.74
	FIFO	22,000	Dec 16, 09	Nov 30, 12	1,759.08	1,552.54			206.54
	FIFO	52,000	Dec 16, 09	Nov 30, 12	4,157.82	3,669.64			488.18
	FIFO	8,000	Mar 16, 11	Nov 30, 12	639.67	631.87			7.80
	FIFO	14,000	Nov 10, 11	Nov 30, 12	1,119.41	1,086.65			32.76
US BANCORP DEL (NEW)	FIFO	71,000	Aug 10, 11	Nov 30, 12	2,296.80	1,568.43			728.37
	FIFO	35,000	Nov 10, 11	Nov 30, 12	1,132.22	898.02			234.20
US TSY INFL PROT BOND 03 625 % DUE 04/15/28	FIFO	2,000,000	Sep 09, 10	Feb 14, 12	4,252.30	3,703.84			548.46
US TSY INFL PROT NOTE 03 000 % DUE 07/15/12	FIFO	3,000,000	Dec 16, 09	Apr 09, 12	3,865.36	4,091.97		-226.61	
	FIFO	6,000,000	Dec 16, 09	Jul 15, 12	7,673.94	8,293.92		-619.98	
	FIFO	6,000,000	May 27, 10	Jul 15, 12	7,673.94	8,145.80		-471.86	
	FIFO	3,000,000	Mar 29, 11	Jul 15, 12	3,836.97	4,112.47		-275.50	
US TSY NOTE 00 875 % DUE 02/29/12	FIFO	8,000,000	Mar 03, 10	Feb 29, 12	8,000.00	8,010.62		-10.62	
DTD 02/28/10 FC 08/31/10	FIFO	11,000,000	Mar 25, 10	Feb 29, 12	11,000.00	10,962.62			37.38
	FIFO	1,000,000	Apr 06, 10	Feb 29, 12	1,000.00	995.70			4.30
	FIFO	3,000,000	Jun 02, 10	Feb 29, 12	3,000.00	3,007.50		-7.50	
	FIFO	3,000,000	Nov 29, 10	Feb 29, 12	3,000.00	3,019.35		-19.35	
US TSY NOTE 01 375 % DUE 03/15/13	FIFO	5,000,000	Mar 26, 10	Mar 01, 12	5,060.35	4,963.28			97.07
DTD 03/15/10 FC 09/15/10	FIFO	17,000,000	Sep 13, 11	Sep 17, 12	17,692.62	17,212.50			480.12
US TSY NOTE 02 125 % DUE 08/15/21	FIFO	1,000,000	Sep 09, 10	Jan 26, 12	1,425.66	1,225.63			200.03
DTD 08/15/11 FC 02/15/12	FIFO	1,000,000	Oct 12, 10	Jan 26, 12	1,425.66	1,280.63			145.03
US TSY NOTE 02 500 % DUE 01/15/29	FIFO								

continued next page





Resource Management Account

Account name: THE MELIK-BASCHKOPF FOUNDATION  
Friendly account name: Managed  
Account number: JG 41211 7F

Your Financial Adviser  
THE ROTHMAN ADLER GRC  
212-713-7800/800-225-21

Realized gains and losses (continued)

Long-term capital gains and losses (continued)

Security description	Method	Quantity or Face value	Purchase date	Sale date	Sale amount (\$)	Cost basis (\$)	Wash sale cost basis adjustment(\$)	Loss (\$)	Gain (\$)
<b>VANGUARD MSCI EMERGING MARKETS ETF</b>									
	FIFO	935 000	Dec 16, 09	Nov 30, 12	39,446 77	38,603 35			843 42
	FIFO	20 000	Jan 03, 11	Nov 30, 12	843 78	975 58		-131 80	
<b>VARIAN MEDICAL SYSTEMS INC</b>									
	FIFO	35 000	Dec 16, 09	Nov 30, 12	2,418 09	1,600 20			817 89
<b>VERISK ANALYTICS INC CL A</b>									
	FIFO	7 000	Feb 17, 11	Nov 30, 12	345 79	234 38			111.41
	FIFO	15 000	Feb 22, 11	Nov 30, 12	740 98	501 09			239 89
	FIFO	34 000	Mar 04, 11	Nov 30, 12	1,679 56	1,064 05			615 51
<b>VERIZON COMMUNICATIONS INC</b>									
	FIFO	12 000	Dec 16, 09	Mar 14, 12	476 68	367 93			108 75
	FIFO	59 000	Dec 16, 09	Nov 30, 12	2,601 84	1,808 98			792 86
	FIFO	94 000	Nov 10, 11	Nov 30, 12	4,145 30	3,512 56			632 74
	FIFO	29 000	Nov 10, 11	Nov 30, 12	4,697 31	3,860 32			836 99
<b>VODAFONE GROUP PLC NEW SPON ADR</b>									
	FIFO	76 000	Dec 16, 09	Nov 30, 12	1,963 03	1,773 65			189 38
	FIFO	108 000	Dec 16, 09	Nov 30, 12	2,789 58	2,520 45			269 13
	FIFO	39 000	Oct 28, 10	Nov 30, 12	1,007 34	1,066 60		-59 26	
	FIFO	43 000	Feb 16, 11	Nov 30, 12	1,110 67	1,274 92		-164 25	
	FIFO	42 000	Apr 07, 11	Nov 30, 12	1,084 83	1,231 48		-146 65	
	FIFO	27 000	Apr 15, 11	Nov 30, 12	697 39	788 83		-91 44	
<b>WAL MART STORES INC</b>									
	FIFO	4 000	Jun 22, 10	Nov 30, 12	283 87	204 65			79 22
	FIFO	12 000	Jul 14, 10	Nov 30, 12	851 62	602 76			248 86
	FIFO	12 000	Jul 22, 10	Nov 30, 12	851 62	611 08			240 54
	FIFO	13 000	Oct 28, 10	Nov 30, 12	922 59	698 35			224 24
	FIFO	142 000	Aug 23, 11	Sep 20, 12	5,033 43	4,919 48			113 95
	FIFO	188 000	Dec 16, 09	Nov 30, 12	6,230 18	4,833 20			1,396 98
<b>WELLS FARGO &amp; CO NEW WEX INC</b>									
	FIFO	21 000	Aug 01, 11	Nov 30, 12	1,513 22	1,035 83			477.39
	FIFO	8 000	Aug 02, 11	Nov 30, 12	576 47	387 65			188 82
	FIFO	119 000	Nov 10, 11	Nov 30, 12	3,196 26	1,962 21			1,234 05

continued next page



Resource Management Account

Account name: THE MELIK-BASCHKOPF FOUNDATION  
Friendly account name: Managed  
Account number: JG 41211 7F

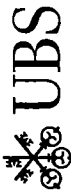
Your Financial Advisor  
THE ROTHMAN ADLER GRO  
212-713-7800/800-225-29

Realized gains and losses (continued)

Long-term capital gains and losses (continued)

Security description	Method	Quantity or face value	Purchase date	Sale date	Sale amount (\$)	Cost basis (\$)	Wash sale cost basis adjustment(\$)	Loss (\$)	Gain (\$)
WILEY JOHN & SONS INC									
CLA	FIFO	41 000	Dec 16, 09	Nov 30, 12	1,735 08	1,765 87		-30 79	28 12
	FIFO	14 000	Jul 13, 10	Nov 30, 12	592 47	564 35			0 99
	FIFO	2 000	Oct 04, 10	Nov 30, 12	84 63	83 64			2 44
	FIFO	7 000	Oct 05, 10	Nov 30, 12	296 24	293 80			0 86
	FIFO	5 000	Oct 06, 10	Nov 30, 12	211 59	210 73			0 35
	FIFO	4 000	Oct 07, 10	Nov 30, 12	169 28	168 93			
	FIFO	8 000	Jul 25, 11	Nov 30, 12	338 55	418 40		-79 85	
3M CO	FIFO	29 000	Nov 10, 11	Nov 30, 12	2,626 18	2,333 49			292 69
<b>Total</b>					<b>\$1,327,223.60</b>	<b>\$1,173,652.14</b>		<b>-\$24,864.67</b>	<b>\$178,436.13</b>
<b>Net long-term capital gains or losses</b>									<b>\$153,571.46</b>
<b>Net capital gains/losses:</b>									<b>\$165,644.95</b>





UBS Strategic Advisor

Account name: THE MELIK-BASCHKOPF FOUNDATION  
Friendly account name: ETFs  
Account number: JG 41212 7F

Your Financial Adviser  
THE ROTHMAN ADLER GRC  
212-713-7800/800-225-21

Realized gains and losses (continued)

Long-term capital gains and losses

Security description	Method	Quantity or face value	Purchase date	Sale date	Sale amount (\$)	Cost basis (\$)	Wash sale cost basis adjustment (\$)	Loss (\$)	Gain (\$)
ISHARES MSCI EAFE SMALL CAP INDEX FUND	FIFO	739 000	Jun 18, 10	Dec 10, 12	29,345 51	25,776 32			3,569 19
ISHARES TRUST CORE S&P MID-CAP ETF	FIFO	112 000	Dec 16, 09	Jan 06, 12	9,991 88	8,095 47			1,896 41
ISHARES TRUST S&P 500 GROWTH INDEX FUND	FIFO	233 000	Dec 16, 09	Jan 06, 12	15,921 58	13,483 01			2,438 57
VANGUARD BD INDEX FD INC TOTAL BOND MKT ETF	FIFO	1,686 000	Feb 18, 10	Dec 10, 12	143,042 09	133,160 15			9,881 94
	FIFO	841 000	Apr 15, 10	Dec 10, 12	71,351 37	66,589 12			4,762 25
	FIFO	673 000	Jun 18, 10	Dec 10, 12	57,098 06	54,243 37			2,854 69
	FIFO	126 000	Feb 08, 11	Dec 10, 12	10,689 98	9,996 64			693 34
<b>Total</b>					<b>\$337,440.47</b> ✓	<b>\$311,344.08</b> ✓			<b>\$26,096.39</b>
<b>Net long-term capital gains or losses</b>									<b>\$26,096.39</b>
<b>Net capital gains/losses:</b>									<b>\$26,282.58</b>

EXHIBIT B PAGE 1 OF 1