



See a Social Security Number? Say Something!  
Report Privacy Problems to <https://public.resource.org/privacy>  
Or call the IRS Identity Theft Hotline at 1-800-908-4490



Form **990-PF**

Department of the Treasury  
Internal Revenue Service

Return of Private Foundation  
or Section 4947(a)(1) Nonexempt Charitable Trust  
Treated as a Private Foundation

**Note.** The foundation may be able to use a copy of this return to satisfy state reporting requirements





OMB No 1545-0052










**2012**

Open to Public Inspection

For calendar year 2012, or tax year beginning 01-01-2012 , and ending 12-31-2012

Name of foundation THE SHORELAND FOUNDATION		<b>A Employer identification number</b>  11-3241828	
Number and street (or P O box number if mail is not delivered to street address) 38 CAMEL HOLLOW ROAD		<b>B Telephone number</b> (see instructions)  (631) 351-0961	
City or town, state, and ZIP code LLOYD HARBOR, NY 11743		<b>C</b> If exemption application is pending, check here <input type="checkbox"/>	
<b>G</b> Check all that apply <div><input type="checkbox"/> Initial return <input type="checkbox"/> Final return <input type="checkbox"/> Address change</div> <div><input type="checkbox"/> Initial return of a former public charity <input type="checkbox"/> Amended return <input type="checkbox"/> Name change</div>		<b>D 1.</b> Foreign organizations, check here <input type="checkbox"/> <b>2.</b> Foreign organizations meeting the 85% test, check here and attach computation <input type="checkbox"/>	
<b>H</b> Check type of organization <input checked="" type="checkbox"/> Section 501(c)(3) exempt private foundation <input type="checkbox"/> Section 4947(a)(1) nonexempt charitable trust <input type="checkbox"/> Other taxable private foundation		<b>E</b> If private foundation status was terminated under section 507(b)(1)(A), check here <input type="checkbox"/> <b>F</b> If the foundation is in a 60-month termination under section 507(b)(1)(B), check here <input type="checkbox"/>	
<b>I</b> Fair market value of all assets at end of year (from Part II, col. (c), line 16) <input checked="" type="checkbox"/> \$ 29,979,106		<b>J</b> Accounting method <input checked="" type="checkbox"/> Cash <input type="checkbox"/> Accrual <input type="checkbox"/> Other (specify) _____ (Part I, column (d) must be on cash basis.)	

Part I Analysis of Revenue and Expenses <small>(The total of amounts in columns (b), (c), and (d) may not necessarily equal the amounts in column (a) (see instructions) )</small>		(a) Revenue and expenses per books	(b) Net investment income	(c) Adjusted net income	(d) Disbursements for charitable purposes (cash basis only)
Revenue	1 Contributions, gifts, grants, etc , received (attach schedule)				
	2 Check <input checked="" type="checkbox"/> if the foundation is <b>not</b> required to attach Sch B				
	3 Interest on savings and temporary cash investments	193,510	193,510		
	4 Dividends and interest from securities. . . . .	233,144	233,144		
	5a Gross rents . . . . .				
	b Net rental income or (loss) _____				
	6a Net gain or (loss) from sale of assets not on line 10	2,940,517			
	b Gross sales price for all assets on line 6a _____ 22,337,124				
	7 Capital gain net income (from Part IV, line 2) . . . .		2,940,517		
	8 Net short-term capital gain . . . . .				
	9 Income modifications . . . . .				
	10a Gross sales less returns and allowances				
Operating and Administrative Expenses	b Less Cost of goods sold . . . . .				
	c Gross profit or (loss) (attach schedule) . . . . .				
	11 Other income (attach schedule) . . . . .	 16,107	16,107	0	
	12 <b>Total.</b> Add lines 1 through 11 . . . . .	3,383,278	3,383,278	0	
	13 Compensation of officers, directors, trustees, etc	0	0	0	0
	14 Other employee salaries and wages . . . . .				
	15 Pension plans, employee benefits . . . . .				
	16a Legal fees (attach schedule) . . . . .				
	b Accounting fees (attach schedule) . . . . .	 31,246	6,249	0	24,997
	c Other professional fees (attach schedule) . . . . .				
	17 Interest . . . . .	90,855	90,855	0	0
	18 Taxes (attach schedule) (see instructions)	 210,214	210,214	0	0
	19 Depreciation (attach schedule) and depletion . . .				
	20 Occupancy . . . . .				
	21 Travel, conferences, and meetings . . . . .				
	22 Printing and publications . . . . .				
	23 Other expenses (attach schedule) . . . . .	 50,364	18,276	0	31,108
	24 <b>Total operating and administrative expenses.</b> Add lines 13 through 23 . . . . .	382,679	325,594	0	56,105
	25 Contributions, gifts, grants paid . . . . .	5,642,128			5,642,128
	26 <b>Total expenses and disbursements.</b> Add lines 24 and 25	6,024,807	325,594	0	5,698,233
	27 Subtract line 26 from line 12				
	a <b>Excess of revenue over expenses and disbursements</b>	-2,641,529			
	b <b>Net investment income</b> (if negative, enter -0-)		3,057,684		
	c <b>Adjusted net income</b> (if negative, enter -0-)			0	

Part II Balance Sheets		Attached schedules and amounts in the description column should be for end-of-year amounts only (See instructions )	Beginning of year	End of year	
			(a) Book Value	(b) Book Value	(c) Fair Market Value
Assets	1	Cash—non-interest-bearing . . . . .	1,149,749	293,900	293,900
	2	Savings and temporary cash investments . . . . .		174,201	174,201
	3	Accounts receivable ▶ _____ Less allowance for doubtful accounts ▶ _____			
	4	Pledges receivable ▶ _____ Less allowance for doubtful accounts ▶ _____			
	5	Grants receivable . . . . .			
	6	Receivables due from officers, directors, trustees, and other disqualified persons (attach schedule) (see page 15 of the instructions) . . . . .			
	7	Other notes and loans receivable (attach schedule) ▶ _____ Less allowance for doubtful accounts ▶ _____			
	8	Inventories for sale or use . . . . .			
	9	Prepaid expenses and deferred charges . . . . .			
	10a	Investments—U S and state government obligations (attach schedule)	2,380,109	 2,339,597	2,835,525
	b	Investments—corporate stock (attach schedule) . . . . .	16,229,779	 9,304,254	10,368,395
	c	Investments—corporate bonds (attach schedule) . . . . .			
	11	Investments—land, buildings, and equipment basis ▶ _____ Less accumulated depreciation (attach schedule) ▶ _____			
	12	Investments—mortgage loans . . . . .			
	13	Investments—other (attach schedule) . . . . .	7,135,358	 7,671,175	8,156,268
	14	Land, buildings, and equipment basis ▶ _____ 2,940 Less accumulated depreciation (attach schedule) ▶ _____ 2,123	1,797	 817	817
15	Other assets (describe ▶ _____)	 2,542,098	 1,517,088	 8,150,000	
16	Total assets (to be completed by all filers—see the instructions Also, see page 1, item I)	29,438,890	21,301,032	29,979,106	
Liabilities	17	Accounts payable and accrued expenses . . . . .			
	18	Grants payable . . . . .			
	19	Deferred revenue . . . . .			
	20	Loans from officers, directors, trustees, and other disqualified persons			
	21	Mortgages and other notes payable (attach schedule) . . . . .			
	22	Other liabilities (describe ▶ _____)	 8,496,329	 3,000,000	
23	Total liabilities (add lines 17 through 22) . . . . .	8,496,329	3,000,000		
Net Assets or Fund Balances	Foundations that follow SFAS 117, check here ▶ <input type="checkbox"/> and complete lines 24 through 26 and lines 30 and 31.				
	24	Unrestricted . . . . .			
	25	Temporarily restricted . . . . .			
	26	Permanently restricted . . . . .			
	Foundations that do not follow SFAS 117, check here ▶ <input checked="" type="checkbox"/> and complete lines 27 through 31.				
	27	Capital stock, trust principal, or current funds . . . . .	0	0	
	28	Paid-in or capital surplus, or land, bldg , and equipment fund	0	0	
	29	Retained earnings, accumulated income, endowment, or other funds	20,942,561	18,301,032	
	30	Total net assets or fund balances (see page 17 of the instructions) . . . . .	20,942,561	18,301,032	
	31	Total liabilities and net assets/fund balances (see page 17 of the instructions) . . . . .	29,438,890	21,301,032	

Part III Analysis of Changes in Net Assets or Fund Balances			
1	Total net assets or fund balances at beginning of year—Part II, column (a), line 30 (must agree with end-of-year figure reported on prior year’s return) . . . . .	1	20,942,561
2	Enter amount from Part I, line 27a . . . . .	2	-2,641,529
3	Other increases not included in line 2 (itemize) ▶ _____	3	0
4	Add lines 1, 2, and 3 . . . . .	4	18,301,032
5	Decreases not included in line 2 (itemize) ▶ _____	5	0
6	Total net assets or fund balances at end of year (line 4 minus line 5)—Part II, column (b), line 30 . . . . .	6	18,301,032

Part IV Capital Gains and Losses for Tax on Investment Income

(a) List and describe the kind(s) of property sold (e g , real estate, 2-story brick warehouse, or common stock, 200 shs MLC Co )		(b) How acquired P—Purchase D—Donation	(c) Date acquired (mo , day, yr )	(d) Date sold (mo , day, yr )
1a	See Additional Data Table			
b				
c				
d				
e				

(e) Gross sales price	(f) Depreciation allowed (or allowable)	(g) Cost or other basis plus expense of sale	(h) Gain or (loss) (e) plus (f) minus (g)
a See Additional Data Table			
b			
c			
d			
e			

Complete only for assets showing gain in column (h) and owned by the foundation on 12/31/69			(I) Gains (Col (h) gain minus col (k), but not less than -0-) or Losses (from col (h))
(i) F M V as of 12/31/69	(j) Adjusted basis as of 12/31/69	(k) Excess of col (i) over col (j), if any	
a See Additional Data Table			
b			
c			
d			
e			

2	Capital gain net income or (net capital loss)	{ If gain, also enter in Part I, line 7 If (loss), enter -0- in Part I, line 7 }	2	2,940,517
3	Net short-term capital gain or (loss) as defined in sections 1222(5) and (6)  If gain, also enter in Part I, line 8, column (c) (see instructions) If (loss), enter -0- in Part I, line 8 . . . . .		3	

Part V Qualification Under Section 4940(e) for Reduced Tax on Net Investment Income

(For optional use by domestic private foundations subject to the section 4940(a) tax on net investment income )

If section 4940(d)(2) applies, leave this part blank

Was the foundation liable for the section 4942 tax on the distributable amount of any year in the base period? ☐ Yes ☒ No  
If "Yes," the foundation does not qualify under section 4940(e) Do not complete this part

1 Enter the appropriate amount in each column for each year, see page 18 of the instructions before making any entries

(a) Base period years Calendar year (or tax year beginning in)	(b) Adjusted qualifying distributions	(c) Net value of noncharitable-use assets	(d) Distribution ratio (col (b) divided by col (c))
2011	2,246,007	19,518,342	0 115072
2010	2,387,369	12,445,953	0 191819
2009	2,035,716	12,159,872	0 167413
2008	949,818	18,820,504	0 050467
2007	16,069,417	26,619,356	0 603674

2	Total of line 1, column (d). . . . .	2	1 128445
3	Average distribution ratio for the 5-year base period—divide the total on line 2 by 5, or by the number of years the foundation has been in existence if less than 5 years . . . .	3	0 225689
4	Enter the net value of noncharitable-use assets for 2012 from Part X, line 5. . . . .	4	31,012,318
5	Multiply line 4 by line 3. . . . .	5	6,999,139
6	Enter 1% of net investment income (1% of Part I, line 27b). . . . .	6	30,577
7	Add lines 5 and 6. . . . .	7	7,029,716
8	Enter qualifying distributions from Part XII, line 4. . . . . If line 8 is equal to or greater than line 7, check the box in Part VI, line 1b, and complete that part using a 1% tax rate See the Part VI instructions	8	5,698,233

Part VIExcise Tax Based on Investment Income (Section 4940(a), 4940(b), 4940(e), or 4948—see page 18 of the instructions)

1a		Exempt operating foundations described in section 4940(d)(2), check here <input type="checkbox"/> and enter "N/A" on line 1			
		Date of ruling or determination letter _____ (attach copy of letter if necessary—see instructions)			
b		Domestic foundations that meet the section 4940(e) requirements in Part V, check here <input type="checkbox"/> and enter 1% of Part I, line 27b . . . . .		1	61,154
c		All other domestic foundations enter 2% of line 27b Exempt foreign organizations enter 4% of Part I, line 12, col (b)			
2		Tax under section 511 (domestic section 4947(a)(1) trusts and taxable foundations only Others enter -0-)		2	0
3		Add lines 1 and 2. . . . .		3	61,154
4		Subtitle A (income) tax (domestic section 4947(a)(1) trusts and taxable foundations only Others enter -0-)		4	0
5		Tax based on investment income. Subtract line 4 from line 3 If zero or less, enter -0- . . . . .		5	61,154
6		Credits/Payments			
a		2012 estimated tax payments and 2011 overpayment credited to 2012	6a	70,158	
b		Exempt foreign organizations—tax withheld at source . . . . .	6b		
c		Tax paid with application for extension of time to file (Form 8868)	6c	15,000	
d		Backup withholding erroneously withheld . . . . .	6d		
7		Total credits and payments Add lines 6a through 6d. . . . .		7	85,158
8		Enter any penalty for underpayment of estimated tax Check here <input type="checkbox"/> if Form 2220 is attached		8	
9		Tax due. If the total of lines 5 and 8 is more than line 7, enter amount owed . . . . .		9	
10		Overpayment. If line 7 is more than the total of lines 5 and 8, enter the amount overpaid. . . . .		10	24,004
11		Enter the amount of line 10 to be Credited to 2013 estimated tax <input type="checkbox"/> 24,004	Refunded <input type="checkbox"/>	11	0

Part VII-AStatements Regarding Activities

1a	During the tax year, did the foundation attempt to influence any national, state, or local legislation or did it participate or intervene in any political campaign? . . . . .		Yes	No
		1a		No
b	Did it spend more than \$100 during the year (either directly or indirectly) for political purposes (see page 19 of the instructions for definition)? . . . . .			No
	If the answer is "Yes" to 1a or 1b, attach a detailed description of the activities and copies of any materials published or distributed by the foundation in connection with the activities.			
c	Did the foundation file Form 1120-POL for this year?. . . . .	1c		No
d	Enter the amount (if any) of tax on political expenditures (section 4955) imposed during the year (1) On the foundation <input type="checkbox"/> \$ 0 (2) On foundation managers <input type="checkbox"/> \$ 0			
e	Enter the reimbursement (if any) paid by the foundation during the year for political expenditure tax imposed on foundation managers <input type="checkbox"/> \$ 0			
2	Has the foundation engaged in any activities that have not previously been reported to the IRS? . . . . . If "Yes," attach a detailed description of the activities.	2		No
3	Has the foundation made any changes, not previously reported to the IRS, in its governing instrument, articles of incorporation, or bylaws, or other similar instruments? If "Yes," attach a conformed copy of the changes . . . . .	3		No
4a	Did the foundation have unrelated business gross income of \$1,000 or more during the year?. . . . .	4a		No
b	If "Yes," has it filed a tax return on Form 990-T for this year?. . . . .	4b		
5	Was there a liquidation, termination, dissolution, or substantial contraction during the year? . . . . . If "Yes," attach the statement required by General Instruction T.	5		No
6	Are the requirements of section 508(e) (relating to sections 4941 through 4945) satisfied either • By language in the governing instrument, or • By state legislation that effectively amends the governing instrument so that no mandatory directions that conflict with the state law remain in the governing instrument? . . . . .	6	Yes	
7	Did the foundation have at least \$5,000 in assets at any time during the year? If "Yes," complete Part II, col (c), and Part XV	7	Yes	
8a	Enter the states to which the foundation reports or with which it is registered (see instructions) <input type="checkbox"/> NY			
b	If the answer is "Yes" to line 7, has the foundation furnished a copy of Form 990-PF to the Attorney General (or designate) of each state as required by General Instruction G? If "No," attach explanation .	8b	Yes	
9	Is the foundation claiming status as a private operating foundation within the meaning of section 4942(j)(3) or 4942(j)(5) for calendar year 2012 or the taxable year beginning in 2012 (see instructions for Part XIV)? If "Yes," complete Part XIV . . . . .	9		No
10	Did any persons become substantial contributors during the tax year? If "Yes," attach a schedule listing their names and addresses	10		No

Part VII-A

Statements Regarding Activities *(continued)*

11	At any time during the year, did the foundation, directly or indirectly, own a controlled entity within the meaning of section 512(b)(13)? If "Yes," attach schedule (see instructions).	11		No
12	Did the foundation make a distribution to a donor advised fund over which the foundation or a disqualified person had advisory privileges? If "Yes," attach statement (see instructions)	12		No
13	Did the foundation comply with the public inspection requirements for its annual returns and exemption application?	13	Yes	
Website address ▶N/A				
14	The books are in care of ▶THE SHORELAND FOUNDATION Telephone no ▶(631) 351-0961 Located at ▶38 CAMEL HOLLOW ROAD LLOYD HARBOR NY ZIP +4 ▶11743			
15	Section 4947(a)(1) nonexempt charitable trusts filing Form 990-PF in lieu of <b>Form 1041</b> —Check here . . . . . ▶ <input type="checkbox"/> and enter the amount of tax-exempt interest received or accrued during the year . . . . . ▶	15		
16	At any time during calendar year 2012, did the foundation have an interest in or a signature or other authority over a bank, securities, or other financial account in a foreign country? . . . . .	16		No
See instructions for exceptions and filing requirements for Form TD F 90-22.1 If "Yes", enter the name of the foreign country ▶				

Part VII-B

Statements Regarding Activities for Which Form 4720 May Be Required

File Form 4720 if any item is checked in the "Yes" column, unless an exception applies.			Yes	No
1a	During the year did the foundation (either directly or indirectly) (1) Engage in the sale or exchange, or leasing of property with a disqualified person? <input type="checkbox"/> Yes <input checked="" type="checkbox"/> No (2) Borrow money from, lend money to, or otherwise extend credit to (or accept it from) a disqualified person?. . . . . <input type="checkbox"/> Yes <input checked="" type="checkbox"/> No (3) Furnish goods, services, or facilities to (or accept them from) a disqualified person? <input type="checkbox"/> Yes <input checked="" type="checkbox"/> No (4) Pay compensation to, or pay or reimburse the expenses of, a disqualified person? <input type="checkbox"/> Yes <input checked="" type="checkbox"/> No (5) Transfer any income or assets to a disqualified person (or make any of either available for the benefit or use of a disqualified person)?. . . . . <input type="checkbox"/> Yes <input checked="" type="checkbox"/> No (6) Agree to pay money or property to a government official? ( <b>Exception.</b> Check "No" if the foundation agreed to make a grant to or to employ the official for a period after termination of government service, if terminating within 90 days ). . . . . <input type="checkbox"/> Yes <input checked="" type="checkbox"/> No			
b	If any answer is "Yes" to 1a(1)–(6), did <b>any</b> of the acts fail to qualify under the exceptions described in Regulations section 53.4941(d)-3 or in a current notice regarding disaster assistance (see page 20 of the instructions)?. . . Organizations relying on a current notice regarding disaster assistance check here. . . . . ▶ <input type="checkbox"/>	1b		
c	Did the foundation engage in a prior year in any of the acts described in 1a, other than excepted acts, that were not corrected before the first day of the tax year beginning in 2012?. . . . .	1c		No
2	Taxes on failure to distribute income (section 4942) (does not apply for years the foundation was a private operating foundation defined in section 4942(j)(3) or 4942(j)(5))			
a	At the end of tax year 2012, did the foundation have any undistributed income (lines 6d and 6e, Part XIII) for tax year(s) beginning before 2012?. . . . . <input type="checkbox"/> Yes <input checked="" type="checkbox"/> No If "Yes," list the years ▶ 20____, 20____, 20____, 20____			
b	Are there any years listed in 2a for which the foundation is <b>not</b> applying the provisions of section 4942(a)(2) (relating to incorrect valuation of assets) to the year's undistributed income? (If applying section 4942(a)(2) to <b>all</b> years listed, answer "No" and attach statement—see instructions ). . . . .	2b		
c	If the provisions of section 4942(a)(2) are being applied to <b>any</b> of the years listed in 2a, list the years here ▶ 20____, 20____, 20____, 20____			
3a	Did the foundation hold more than a 2% direct or indirect interest in any business enterprise at any time during the year?. . . . . <input type="checkbox"/> Yes <input checked="" type="checkbox"/> No			
b	If "Yes," did it have excess business holdings in 2012 as a result of (1) any purchase by the foundation or disqualified persons after May 26, 1969, (2) the lapse of the 5-year period (or longer period approved by the Commissioner under section 4943(c)(7)) to dispose of holdings acquired by gift or bequest, or (3) the lapse of the 10-, 15-, or 20-year first phase holding period? ( <i>Use Schedule C, Form 4720, to determine if the foundation had excess business holdings in 2012.</i> ). . . . .	3b		
4a	Did the foundation invest during the year any amount in a manner that would jeopardize its charitable purposes?	4a		No
b	Did the foundation make any investment in a prior year (but after December 31, 1969) that could jeopardize its charitable purpose that had not been removed from jeopardy before the first day of the tax year beginning in 2012?	4b		No

Part VII-B

Statements Regarding Activities for Which Form 4720 May Be Required (continued)

5a	During the year did the foundation pay or incur any amount to			
	(1) Carry on propaganda, or otherwise attempt to influence legislation (section 4945(e))?	<input type="checkbox"/> Yes <input checked="" type="checkbox"/> No		
	(2) Influence the outcome of any specific public election (see section 4955), or to carry on, directly or indirectly, any voter registration drive?	<input type="checkbox"/> Yes <input checked="" type="checkbox"/> No		
	(3) Provide a grant to an individual for travel, study, or other similar purposes?	<input type="checkbox"/> Yes <input checked="" type="checkbox"/> No		
	(4) Provide a grant to an organization other than a charitable, etc , organization described in section 509(a)(1), (2), or (3), or section 4940(d)(2)? (see instructions).	<input type="checkbox"/> Yes <input checked="" type="checkbox"/> No		
	(5) Provide for any purpose other than religious, charitable, scientific, literary, or educational purposes, or for the prevention of cruelty to children or animals?	<input type="checkbox"/> Yes <input checked="" type="checkbox"/> No		
b	If any answer is "Yes" to 5a(1)–(5), did <b>any</b> of the transactions fail to qualify under the exceptions described in Regulations section 53.4945 or in a current notice regarding disaster assistance (see instructions)?	5b		
	Organizations relying on a current notice regarding disaster assistance check here.	<input checked="" type="checkbox"/>		
c	If the answer is "Yes" to question 5a(4), does the foundation claim exemption from the tax because it maintained expenditure responsibility for the grant?	<input type="checkbox"/> Yes <input type="checkbox"/> No		
	If "Yes," attach the statement required by Regulations section 53.4945–5(d).			
6a	Did the foundation, during the year, receive any funds, directly or indirectly, to pay premiums on a personal benefit contract?	<input type="checkbox"/> Yes <input checked="" type="checkbox"/> No		
b	Did the foundation, during the year, pay premiums, directly or indirectly, on a personal benefit contract?	6b		No
	If "Yes" to 6b, file Form 8870.			
7a	At any time during the tax year, was the foundation a party to a prohibited tax shelter transaction?	<input type="checkbox"/> Yes <input checked="" type="checkbox"/> No		
b	If yes, did the foundation receive any proceeds or have any net income attributable to the transaction?	7b		

Part VIII

Information About Officers, Directors, Trustees, Foundation Managers, Highly Paid Employees, and Contractors

1 List all officers, directors, trustees, foundation managers and their compensation (see instructions).				
(a) Name and address	(b) Title, and average hours per week devoted to position	(c) Compensation (If not paid, enter -0-)	(d) Contributions to employee benefit plans and deferred compensation	(e) Expense account, other allowances
ANTHONY W WANG	VICE PRESIDENT	0	0	0
38 CAMEL HOLLOW ROAD LLOYD HARBOR, NY 11743	1 00			
LULU C WANG	PRESIDENT	0	0	0
38 CAMEL HOLLOW ROAD LLOYD HARBOR, NY 11743	2 00			
CAROL-ANN MEALEY	SECRETARY	0	0	0
38 CAMEL HOLLOW ROAD LLOYD HARBOR, NY 11743	5 00			
2 Compensation of five highest-paid employees (other than those included on line 1—see instructions). If none, enter "NONE."				
(a) Name and address of each employee paid more than \$50,000	(b) Title, and average hours per week devoted to position	(c) Compensation	(d) Contributions to employee benefit plans and deferred compensation	(e) Expense account, other allowances
NONE				
Total number of other employees paid over \$50,000.				0

Part VIII

Information About Officers, Directors, Trustees, Foundation Managers, Highly Paid Employees, and Contractors (continued)

3 Five highest-paid independent contractors for professional services (see instructions). If none, enter "NONE".		
(a) Name and address of each person paid more than \$50,000	(b) Type of service	(c) Compensation
NONE		
Total number of others receiving over \$50,000 for professional services. . . . .		0

Part IX-A

Summary of Direct Charitable Activities

List the foundation's four largest direct charitable activities during the tax year. Include relevant statistical information such as the number of organizations and other beneficiaries served, conferences convened, research papers produced, etc.	Expenses
1	
2	
3	
4	

Part IX-B

Summary of Program-Related Investments (see instructions)

Describe the two largest program-related investments made by the foundation during the tax year on lines 1 and 2	Amount
1	
2	
All other program-related investments. See page 24 of the instructions.	
3	
Total. Add lines 1 through 3. . . . .	0



Part X

Minimum Investment Return (All domestic foundations must complete this part. Foreign foundations, see instructions.)

1	Fair market value of assets not used (or held for use) directly in carrying out charitable, etc , purposes		
a	Average monthly fair market value of securities. . . . .	1a	15,215,669
b	Average of monthly cash balances. . . . .	1b	7,183,501
c	Fair market value of all other assets (see instructions). . . . .	1c	9,085,417
d	Total (add lines 1a, b, and c). . . . .	1d	31,484,587
e	Reduction claimed for blockage or other factors reported on lines 1a and 1c (attach detailed explanation). . . . .	1e	0
2	Acquisition indebtedness applicable to line 1 assets. . . . .	2	0
3	Subtract line 2 from line 1d. . . . .	3	31,484,587
4	Cash deemed held for charitable activities Enter 1 1/2% of line 3 (for greater amount, see instructions). . . . .	4	472,269
5	Net value of noncharitable-use assets. Subtract line 4 from line 3 Enter here and on Part V, line 4	5	31,012,318
6	Minimum investment return. Enter 5% of line 5. . . . .	6	1,550,616

Part XI

Distributable Amount (see instructions) (Section 4942(j)(3) and (j)(5) private operating foundations and certain foreign organizations check here ☐ and do not complete this part.)

1	Minimum investment return from Part X, line 6. . . . .	1	1,550,616
2a	Tax on investment income for 2012 from Part VI, line 5. . . . .	2a	61,154
b	Income tax for 2012 (This does not include the tax from Part VI ). . . . .	2b	
c	Add lines 2a and 2b. . . . .	2c	61,154
3	Distributable amount before adjustments Subtract line 2c from line 1. . . . .	3	1,489,462
4	Recoveries of amounts treated as qualifying distributions. . . . .	4	0
5	Add lines 3 and 4. . . . .	5	1,489,462
6	Deduction from distributable amount (see instructions). . . . .	6	0
7	Distributable amount as adjusted Subtract line 6 from line 5 Enter here and on Part XIII, line 1. . . . .	7	1,489,462

Part XII

Qualifying Distributions (see instructions)

1	Amounts paid (including administrative expenses) to accomplish charitable, etc , purposes		
a	Expenses, contributions, gifts, etc —total from Part I, column (d), line 26. . . . .	1a	5,698,233
b	Program-related investments—total from Part IX-B. . . . .	1b	0
2	Amounts paid to acquire assets used (or held for use) directly in carrying out charitable, etc , purposes. . . . .	2	
3	Amounts set aside for specific charitable projects that satisfy the		
a	Suitability test (prior IRS approval required). . . . .	3a	
b	Cash distribution test (attach the required schedule). . . . .	3b	
4	Qualifying distributions. Add lines 1a through 3b Enter here and on Part V, line 8, and Part XIII, line 4	4	5,698,233
5	Foundations that qualify under section 4940(e) for the reduced rate of tax on net investment income Enter 1% of Part I, line 27b (see instructions). . . . .	5	0
6	Adjusted qualifying distributions. Subtract line 5 from line 4. . . . .	6	5,698,233
Note: The amount on line 6 will be used in Part V, column (b), in subsequent years when calculating whether the foundation qualifies for the section 4940(e) reduction of tax in those years			

Part XIII

Undistributed Income (see instructions)

	(a) Corpus	(b) Years prior to 2011	(c) 2011	(d) 2012
1 Distributable amount for 2012 from Part XI, line 7				1,489,462
2 Undistributed income, if any, as of the end of 2012				
a Enter amount for 2011 only. . . . .			0	
b Total for prior years 20____, 20____, 20____		0		
3 Excess distributions carryover, if any, to 2012				
a From 2007. . . . .	3,660,834			
b From 2008. . . . .	14,790,341			
c From 2009. . . . .	8,793			
d From 2010. . . . .	1,787,155			
e From 2011. . . . .	1,419,457			
f Total of lines 3a through e. . . . .	21,666,580			
4 Qualifying distributions for 2012 from Part XII, line 4 ▶ \$ 5,698,233				
a Applied to 2011, but not more than line 2a			0	
b Applied to undistributed income of prior years (Election required—see instructions). . . . .		0		
c Treated as distributions out of corpus (Election required—see instructions). . . . .	0			
d Applied to 2012 distributable amount. . . . .				1,489,462
e Remaining amount distributed out of corpus	4,208,771			
5 Excess distributions carryover applied to 2012 (If an amount appears in column (d), the same amount must be shown in column (a).)	0			0
6 Enter the net total of each column as indicated below:				
a Corpus Add lines 3f, 4c, and 4e Subtract line 5	25,875,351			
b Prior years' undistributed income Subtract line 4b from line 2b. . . . .		0		
c Enter the amount of prior years' undistributed income for which a notice of deficiency has been issued, or on which the section 4942(a) tax has been previously assessed. . . . .		0		
d Subtract line 6c from line 6b Taxable amount—see instructions . . . . .		0		
e Undistributed income for 2011 Subtract line 4a from line 2a Taxable amount—see instructions . . . . .			0	
f Undistributed income for 2012 Subtract lines 4d and 5 from line 1 This amount must be distributed in 2013. . . . .				0
7 Amounts treated as distributions out of corpus to satisfy requirements imposed by section 170(b)(1)(F) or 4942(g)(3) (see instructions). . . . .	0			
8 Excess distributions carryover from 2007 not applied on line 5 or line 7 (see instructions). . . .	3,660,834			
9 Excess distributions carryover to 2013. Subtract lines 7 and 8 from line 6a. . . . .	22,214,517			
10 Analysis of line 9				
a Excess from 2008. . . .	14,790,341			
b Excess from 2009. . . .	8,793			
c Excess from 2010. . . .	1,787,155			
d Excess from 2011. . . .	1,419,457			
e Excess from 2012. . . .	4,208,771			

Part XIV

Private Operating Foundations (see instructions and Part VII-A, question 9)

1a

If the foundation has received a ruling or determination letter that it is a private operating foundation, and the ruling is effective for 2012, enter the date of the ruling.

b

Check box to indicate whether the organization is a private operating foundation described in section 4942(j)(3) or 4942(j)(5)

☐ 4942(j)(3) or ☐ 4942(j)(5)

2a	Enter the lesser of the adjusted net income from Part I or the minimum investment return from Part X for each year listed.	Tax year	Prior 3 years			(e) Total
		(a) 2012	(b) 2011	(c) 2010	(d) 2009	
b	85% of line 2a					
c	Qualifying distributions from Part XII, line 4 for each year listed.					
d	Amounts included in line 2c not used directly for active conduct of exempt activities.					
e	Qualifying distributions made directly for active conduct of exempt activities. Subtract line 2d from line 2c.					
3	Complete 3a, b, or c for the alternative test relied upon					
a	"Assets" alternative test—enter					
	(1) Value of all assets					
	(2) Value of assets qualifying under section 4942(j)(3)(B)(i)					
b	"Endowment" alternative test— enter 2/3 of minimum investment return shown in Part X, line 6 for each year listed.					
c	"Support" alternative test—enter					
	(1) Total support other than gross investment income (interest, dividends, rents, payments on securities loans (section 512(a)(5)), or royalties).					
	(2) Support from general public and 5 or more exempt organizations as provided in section 4942(j)(3)(B)(iii).					
	(3) Largest amount of support from an exempt organization					
	(4) Gross investment income					

Part XV

Supplementary Information (Complete this part only if the organization had \$5,000 or more in assets at any time during the year—see instructions.)

1

Information Regarding Foundation Managers:

a

List any managers of the foundation who have contributed more than 2% of the total contributions received by the foundation before the close of any tax year (but only if they have contributed more than \$5,000) (See section 507(d)(2) )

See Additional Data Table

b

List any managers of the foundation who own 10% or more of the stock of a corporation (or an equally large portion of the ownership of a partnership or other entity) of which the foundation has a 10% or greater interest

2

Information Regarding Contribution, Grant, Gift, Loan, Scholarship, etc., Programs:

Check here ☒ if the foundation only makes contributions to preselected charitable organizations and does not accept unsolicited requests for funds. If the foundation makes gifts, grants, etc. (see instructions) to individuals or organizations under other conditions, complete items 2a, b, c, and d.

a

The name, address, and telephone number of the person to whom applications should be addressed

b

The form in which applications should be submitted and information and materials they should include

c

Any submission deadlines

d

Any restrictions or limitations on awards, such as by geographical areas, charitable fields, kinds of institutions, or other factors

Part XV

Supplementary Information (continued)

3 Grants and Contributions Paid During the Year or Approved for Future Payment

Recipient	If recipient is an individual, show any relationship to any foundation manager or substantial contributor	Foundation status of recipient	Purpose of grant or contribution	Amount
Name and address (home or business)				
a Paid during the year See Additional Data Table				
Total . . . . .			3a	5,642,128
b Approved for future payment				
Total . . . . .			3b	0

Enter gross amounts unless otherwise indicated		Unrelated business income		Excluded by section 512, 513, or 514		(e) Related or exempt function income (See instructions )
		(a) Business code	(b) Amount	(c) Exclusion code	(d) Amount	
<b>1</b>	Program service revenue					
<b>a</b>	_____					
<b>b</b>	_____					
<b>c</b>	_____					
<b>d</b>	_____					
<b>e</b>	_____					
<b>f</b>	_____					
<b>g</b>	Fees and contracts from government agencies					
<b>2</b>	Membership dues and assessments. . . .					
<b>3</b>	Interest on savings and temporary cash investments			14	193,510	
<b>4</b>	Dividends and interest from securities. . . .			14	233,144	
<b>5</b>	Net rental income or (loss) from real estate					
<b>a</b>	Debt-financed property. . . . .					
<b>b</b>	Not debt-financed property. . . . .					
<b>6</b>	Net rental income or (loss) from personal property					
<b>7</b>	Other investment income. . . . .			14	16,107	
<b>8</b>	Gain or (loss) from sales of assets other than inventory			18	-359,473	3,299,990
<b>9</b>	Net income or (loss) from special events					
<b>10</b>	Gross profit or (loss) from sales of inventory. .					
<b>11</b>	Other revenue <b>a</b> _____					
<b>b</b>	_____					
<b>c</b>	_____					
<b>d</b>	_____					
<b>e</b>	_____					
<b>12</b>	Subtotal Add columns (b), (d), and (e). .		0		83,288	3,299,990
<b>13</b>	<b>Total.</b> Add line 12, columns (b), (d), and (e). . . . .			<b>13</b>		<b>3,383,278</b>

[illegible]

<p><b>1</b> Did the organization directly or indirectly engage in any of the following with any other organization described in section 501(c) of the Code (other than section 501(c)(3) organizations) or in section 527, relating to political organizations?</p> <p><b>a</b> Transfers from the reporting foundation to a noncharitable exempt organization of</p> <p><b>(1)</b> Cash. . . . .</p> <p><b>(2)</b> Other assets. . . . .</p> <p><b>b</b> Other transactions</p> <p><b>(1)</b> Sales of assets to a noncharitable exempt organization. . . . .</p> <p><b>(2)</b> Purchases of assets from a noncharitable exempt organization. . . . .</p> <p><b>(3)</b> Rental of facilities, equipment, or other assets. . . . .</p> <p><b>(4)</b> Reimbursement arrangements. . . . .</p> <p><b>(5)</b> Loans or loan guarantees. . . . .</p> <p><b>(6)</b> Performance of services or membership or fundraising solicitations. . . . .</p> <p><b>c</b> Sharing of facilities, equipment, mailing lists, other assets, or paid employees. . . . .</p> <p><b>d</b> If the answer to any of the above is "Yes," complete the following schedule. Column <b>(b)</b> should always show the fair market value of the goods, other assets, or services given by the reporting foundation. If the foundation received less than fair market value in any transaction or sharing arrangement, show in column <b>(d)</b> the value of the goods, other assets, or services received</p>		<b>Yes</b>	<b>No</b>
<b>1a(1)</b>			<b>No</b>
<b>1a(2)</b>			<b>No</b>
<b>1b(1)</b>			<b>No</b>
<b>1b(2)</b>			<b>No</b>
<b>1b(3)</b>			<b>No</b>
<b>1b(4)</b>			<b>No</b>
<b>1b(5)</b>			<b>No</b>
<b>1b(6)</b>			<b>No</b>
<b>1c</b>			<b>No</b>

[illegible]

**2a** Is the foundation directly or indirectly affiliated with, or related to, one or more tax-exempt organizations described in section 501(c) of the Code (other than section 501(c)(3)) or in section 527? . . . ☐ Yes ☒ No

**b** If "Yes," complete the following schedule

(a) Name of organization	(b) Type of organization	(c) Description of relationship

<b>Sign Here</b>	Under penalties of perjury, I declare that I have examined this return, including accompanying schedules and statements, and to the best of my knowledge and belief, it is true, correct, and complete. Declaration of preparer (other than taxpayer or fiduciary) is based on all information of which preparer has any knowledge.		
	<div style="border-bottom: 1px solid black; margin-bottom: 5px;">*****</div> Signature of officer or trustee	<div style="border-bottom: 1px solid black; margin-bottom: 5px;">2013-08-02</div> Date	<div style="border-bottom: 1px solid black; margin-bottom: 5px;">*****</div> Title

May the IRS discuss this return with the preparer shown below (see instr.)? ☒ Yes ☐ No

<b>Paid Preparer Use Only</b>	Print/Type preparer's name	Preparer's Signature	Date	Check if self-employed <input checked="checked" type="checkbox"/>	PTIN
	MICHAEL FELLER	MICHAEL FELLER	2013-08-01		P00536207
	Firm's name <input type="checkbox"/>	CITRIN COOPERMAN & COMPANY LLP		Firm's EIN <input type="checkbox"/> 22-2428965	
		529 FIFTH AVENUE			
	Firm's address <input type="checkbox"/>	NEW YORK, NY 100174683		Phone no (212) 697-1000	

Form 990PF Part IV - Capital Gains and Losses for Tax on Investment Income - Columns a - d

(a) List and describe the kind(s) of property sold (e g , real estate, 2-story brick warehouse, or common stock, 200 shs MLC Co )	(b) How acquired P—Purchase D—Donation	(c) Date acquired (mo , day, yr )	(d) Date sold (mo , day, yr )
420 SHS ACCENTURE LTD		2011-06-15	2012-05-11
80 SHS ACCENTURE LTD		2011-06-15	2012-05-23
920 SHS ACCENTURE LTD		2011-06-29	2012-05-23
1500 SHS ACCRETIVE HEALTH		2011-08-22	2012-01-18
1000 SHS ACCRETIVE HEALTH		2011-08-23	2012-01-18
500 SHS ACCRETIVE HEALTH		2011-08-25	2012-01-18
2000 SHS ACCRETIVE HEALTH		2011-08-25	2012-04-10
5000 SHS ACCRETIVE HEALTH		2011-10-28	2012-04-10
3000 SHS ACCRETIVE HEALTH		2012-03-29	2012-04-10
500 SHS AFFLIATED MANAGERS		2012-05-02	2012-05-02
400 SHS AMAZON		2011-06-02	2012-01-11
200 SHS AMAZON		2011-06-29	2012-01-11
100 SHS AMAZON		2011-08-05	2012-01-11
700 SHS AMAZON		2011-08-05	2012-02-08
300 SHS AMAZON		2011-10-26	2012-02-08
1000 SHS ANADARKO PETROLEUM		2011-05-23	2012-02-29
1000 SHS ANADARKO PETROLEUM		2011-07-20	2012-05-11
1000 SHS ANADARKO PETROLEUM		2011-08-10	2012-05-11
190 SHS APPLE INC		2011-06-15	2012-01-11
310 SHS APPLE INC		2011-06-29	2012-01-11
90 SHS APPLE INC		2011-06-29	2012-01-18
100 SHS APPLE INC		2011-07-15	2012-01-18
10 SHS APPLE INC		2011-08-10	2012-01-18
290 SHS APPLE INC		2011-08-10	2012-05-11
200 SHS APPLE INC		2011-08-25	2012-05-11
10 SHS APPLE INC		2011-10-06	2012-05-11
200 SHS APPLE INC		2012-03-19	2012-06-05
50 SHS BAIDU COM,INC SPONSORED ADR		2011-06-15	2012-01-18
500 SHS BAIDU COM,INC SPONSORED ADR		2011-06-21	2012-01-18
950 SHS BAIDU COM,INC SPONSORED ADR		2011-08-01	2012-01-18

Form 990PF Part IV - Capital Gains and Losses for Tax on Investment Income - Columns a - d

(a) List and describe the kind(s) of property sold (e g , real estate, 2-story brick warehouse, or common stock, 200 shs MLC Co )	(b) How acquired P—Purchase D—Donation	(c) Date acquired (mo , day, yr )	(d) Date sold (mo , day, yr )
3000 SHS BANK OF AMERICA		2012-03-19	2012-05-18
3000 SHS BANK OF AMERICA		2012-03-19	2012-05-23
5000 SHS BANK OF AMERICA		2012-03-19	2012-06-04
5000 SHS BANK OF AMERICA		2012-03-19	2012-06-05
200 SHS BLACKROCK INC		2011-08-19	2012-03-28
80 SHS BLACKROCK INC		2011-08-19	2012-04-30
120 SHS BLACKROCK INC		2011-09-12	2012-04-30
380 SHS BLACKROCK INC		2011-09-12	2012-05-22
320 SHS BLACKROCK INC		2011-10-27	2012-05-22
BLACKROCK WS ADJU		2011-10-27	2012-05-22
260 SHS CATERPILLAR INC COM		2011-06-02	2012-02-29
500 SHS CATERPILLAR INC COM		2011-06-21	2012-02-29
500 SHS CATERPILLAR INC COM		2011-06-22	2012-02-29
240 SHS CATERPILLAR INC COM		2011-08-30	2012-02-29
560 SHS CATERPILLAR INC COM		2011-08-30	2012-05-23
40 SHS CATERPILLAR INC COM		2011-10-31	2012-05-23
400 SHS CATERPILLAR INC COM		2011-10-31	2012-06-04
CATERPILLAR INC WS ADJ		2011-10-31	2012-05-23
1000 SHS CELGENE		2011-08-01	2012-06-05
700 SHS CELGENE		2011-08-01	2012-06-06
800 SHS CELGENE		2011-08-05	2012-06-06
200 SHS CELGENE		2011-08-05	2012-06-25
300 SHS CELGENE		2011-08-09	2012-06-25
700 SHS CELGENE		2011-08-09	2012-06-29
3000 SHS CHESAPEAKE ENERGY CORP		2011-06-29	2012-01-11
1000 SHS CHESAPEAKE ENERGY CORP		2011-06-29	2012-01-18
1000 SHS CHESAPEAKE ENERGY CORP		2011-07-28	2012-01-18
2000 SHS CHESAPEAKE ENERGY CORP		2011-08-11	2012-01-18
400 SHS CHILDRENS PLACE		2011-06-29	2012-05-18
1000 SHS CHILDRENS PLACE		2011-08-02	2012-05-18



Form 990PF Part IV - Capital Gains and Losses for Tax on Investment Income - Columns a - d

(a) List and describe the kind(s) of property sold (e g , real estate, 2-story brick warehouse, or common stock, 200 shs MLC Co )	(b) How acquired P—Purchase D—Donation	(c) Date acquired (mo , day, yr )	(d) Date sold (mo , day, yr )
CHIPOLTE WASH SALE ADJ		2011-08-02	2012-05-15
30 SHS CHIPOTLE MEXICAN GRILL, INC C		2011-06-21	2012-01-11
200 SHS CHIPOTLE MEXICAN GRILL, INC C		2011-07-20	2012-01-11
20 SHS CHIPOTLE MEXICAN GRILL, INC C		2011-07-20	2012-01-11
100 SHS CHIPOTLE MEXICAN GRILL, INC C		2011-11-30	2012-06-05
100 SHS CHIPOTLE MEXICAN GRILL, INC C		2011-11-30	2012-06-25
100 SHS CHIPOTLE MEXICAN GRILL, INC C		2011-11-30	2012-06-29
CHIPOTLE MEXICAN WS ADJ		2011-11-30	2012-06-05
500 SHS CLIFFS NATURAL RESOURCES		2011-10-31	2012-02-29
1500 SHS CLIFFS NATURAL RESOURCES		2011-10-31	2012-05-11
200 SHS COGNIZANT TECH SOLUJTIONS CL-A		2011-05-23	2012-01-11
580 SHS COGNIZANT TECH SOLUJTIONS CL-A		2011-06-21	2012-01-11
220 SHS COGNIZANT TECH SOLUJTIONS CL-A		2011-06-21	2012-05-22
280 SHS COGNIZANT TECH SOLUJTIONS CL-A		2011-08-02	2012-05-22
220 SHS COGNIZANT TECH SOLUJTIONS CL-A		2011-08-02	2012-05-23
500 SHS COGNIZANT TECH SOLUJTIONS CL-A		2011-08-09	2012-05-23
780 SHS COGNIZANT TECH SOLUJTIONS CL-A		2011-08-10	2012-05-23
200 SHS CUMMINS		2011-05-26	2012-03-28
300 SHS CUMMINS		2011-05-26	2012-04-30
200 SHS CUMMINS		2011-06-17	2012-04-30
800 SHS CUMMINS		2011-06-17	2012-05-11
200 SHS CUMMINS		2012-03-07	2012-05-11
750 SHS DECKERS OUTDOOR		2011-09-14	2012-01-11
140 SHS DEERE & CO COM		2011-02-16	2012-02-15
500 SHS DEERE & CO COM		2011-05-26	2012-02-15
500 SHS DEERE & CO COM		2011-06-21	2012-02-15
360 SHS DEERE & CO COM		2011-08-10	2012-02-15
640 SHS DEERE & CO COM		2011-08-10	2012-02-23
700 SHS DEERE & CO COM		2011-09-06	2012-02-23
160 SHS DEERE & CO COM		2011-10-31	2012-02-23

Form 990PF Part IV - Capital Gains and Losses for Tax on Investment Income - Columns a - d

(a) List and describe the kind(s) of property sold (e g , real estate, 2-story brick warehouse, or common stock, 200 shs MLC Co )	(b) How acquired P—Purchase D—Donation	(c) Date acquired (mo , day, yr )	(d) Date sold (mo , day, yr )
840 SHS DEERE & CO COM		2011-10-31	2012-06-04
DEERE & CO WASH SALE ADJ		2011-10-31	2012-02-15
920 SHS DOLLAR TREE INC CMN		2011-07-29	2012-02-22
1000 SHS DU PONT E I DE NEMOURS & CO		2011-06-17	2012-05-22
840 SHS DU PONT E I DE NEMOURS & CO		2011-06-17	2012-05-23
160 SHS DU PONT E I DE NEMOURS & CO		2011-08-10	2012-05-23
1000SHS DU PONT E I DE NEMOURS & CO		2011-08-10	2012-06-05
490 SHS EAST WEST BANCORP		2011-04-07	2012-01-11
10 SHS EAST WEST BANCORP		2011-06-29	2012-01-11
1500 SHS EAST WEST BANCORP		2011-06-29	2012-04-30
510 SHS EAST WEST BANCORP		2011-08-02	2012-05-23
1490 SHS EAST WEST BANCORP		2011-06-29	2012-05-23
2000 SHS EAST WEST BANCORP		2011-07-19	2012-05-23
1510 SHS EAST WEST BANCORP		2011-12-29	2012-06-25
2000 SHS EMBRAER S A		2012-03-02	2012-06-05
686 SHS EVERCORE PARTNERS, INC CMN CL		2011-05-23	2012-05-22
14 SHS EVERCORE PARTNERS, INC CMN CL		2011-05-23	2012-05-23
1000 SHS EVERCORE PARTNERS, INC CMN CL		2011-06-21	2012-05-23
1986 SHS EVERCORE PARTNERS, INC CMN CL		2011-08-02	2012-05-23
1000 SHS EXPRESS SCRIPTS INC		2011-05-23	2012-05-23
680 SHS EXPRESS SCRIPTS INC		2011-08-10	2012-05-23
1500 SHS FREEPORT MCMORAN COPPER & GOLD		2011-10-28	2012-02-08
1000 SHS FREEPORT MCMORAN COPPER & GOLD		2011-10-28	2012-03-28
2000 SHS FREEPORT MCMORAN COPPER & GOLD		2011-10-31	2012-05-11
2400 SHS GENERAL ELECTRIC		2011-06-17	2012-02-29
500 SHS GENERAL ELECTRIC		2011-06-21	2012-02-29
500 SHS GENERAL ELECTRIC		2011-06-22	2012-02-29
1000 SHS GENERAL ELECTRIC		2011-06-29	2012-02-29
600 SHS GENERAL ELECTRIC		2011-08-10	2012-02-29
1400 SHS GENERAL ELECTRIC		2011-08-10	2012-05-23

Form 990PF Part IV - Capital Gains and Losses for Tax on Investment Income - Columns a - d

(a) List and describe the kind(s) of property sold (e g , real estate, 2-story brick warehouse, or common stock, 200 shs MLC Co )	(b) How acquired P—Purchase D—Donation	(c) Date acquired (mo , day, yr )	(d) Date sold (mo , day, yr )
1600 SHS GENERAL ELECTRIC		2011-08-30	2012-05-23
2000 SHS GENERAL ELECTRIC		2012-03-19	2012-06-04
3000 SHS GOODYEAR TIRE & RUBBER		2011-11-02	2012-05-22
4000 SHS GOODYEAR TIRE & RUBBER		2011-11-02	2012-05-23
3000 SHS GOODYEAR TIRE & RUBBER		2011-11-02	2012-06-04
5000 SHS GOODYEAR TIRE & RUBBER		2011-12-29	2012-06-04
100 SHS GOOGLE		2011-07-22	2012-02-08
50 SHS GOOGLE		2011-07-22	2012-05-22
50 SHS GOOGLE		2011-09-08	2012-05-22
100 SHS GOOGLE		2011-09-08	2012-05-23
200 SHS GOOGLE		2012-04-12	2012-06-06
GOOGLE WASH SALE ADJ		2012-04-12	2012-06-06
250 SHS GREEN MOUNTAIN COFFEE ROASTERS		2011-08-03	2012-01-11
1000 SHS GREEN MOUNTAIN COFFEE ROASTERS		2011-08-05	2012-01-11
500 SHS GREEN MOUNTAIN COFFEE ROASTERS		2011-08-09	2012-01-11
520 SHS HALIBURTON		2011-03-30	2012-03-27
1480 SHS HALIBURTON		2011-07-19	2012-03-27
520 SHS HALIBURTON		2011-07-19	2012-03-28
480 SHS HALIBURTON		2011-08-10	2012-03-28
520 SHS HALIBURTON		2011-08-10	2012-05-09
2000 SHS HALIBURTON		2011-08-17	2012-05-09
1000 SHS HALIBURTON		2011-10-27	2012-05-09
HALIBURTON WS ADJUST		2011-10-27	2012-05-09
1560 SHS HANG LUNG GROUP LTD CMN		2011-08-10	2012-05-25
8000 SHS HANG LUNG GROUP LTD CMN		2011-10-28	2012-06-06
1500 SHS HESS		2011-10-27	2012-01-11
1500 SHS HESS		2011-10-27	2012-03-28
1500 SHS HESS		2011-10-31	2012-03-28
500 SHS HESS		2011-10-31	2012-05-09
1000 SHS HESS		2012-02-23	2012-05-09

Form 990PF Part IV - Capital Gains and Losses for Tax on Investment Income - Columns a - d

(a) List and describe the kind(s) of property sold (e g , real estate, 2-story brick warehouse, or common stock, 200 shs MLC Co )	(b) How acquired P—Purchase D—Donation	(c) Date acquired (mo , day, yr )	(d) Date sold (mo , day, yr )
1000 SHS HOME DEPOT		2012-04-04	2012-05-22
300 SHS HONEYWELL INT'L INC		2011-05-25	2012-05-23
500 SHS HONEYWELL INT'L INC		2011-06-21	2012-05-23
500 SHS HONEYWELL INT'L INC		2011-06-22	2012-06-04
100 SHS HONEYWELL INT'L INC		2011-07-29	2012-06-04
5000 SHS HONG KONG EXCHANGES & CLEAR CM		2011-08-24	2012-05-25
2000 SHS HONG KONG EXCHANGES & CLEAR CM		2011-08-30	2012-05-25
5000 SHS HONG KONG EXCHANGES & CLEAR CM		2011-10-28	2012-05-25
1000 SHS ISHARES KOREA		2012-03-13	2012-05-11
1000 SHS ISHARES KOREA		2012-03-15	2012-05-11
1000 SHS ISHARES KOREA		2012-03-15	2012-05-23
1000 SHS ISHARES KOREA		2012-03-21	2012-05-23
360 SHS JOY GLOBAL INC		2011-05-25	2012-04-30
140 SHS JOY GLOBAL INC		2011-05-25	2012-05-22
500 SHS JOY GLOBAL INC		2011-06-21	2012-05-22
360 SHS JOY GLOBAL INC		2011-08-02	2012-05-22
140 SHS JOY GLOBAL INC		2011-08-02	2012-06-25
360 SHS JOY GLOBAL INC		2011-08-10	2012-06-25
12000 SHS LI & FUNG (ORD) CMN		2011-04-26	2012-01-12
28304 SHS LI & FUNG (ORD) CMN		2011-10-28	2012-01-12
1696 SHS LI & FUNG (ORD) CMN		2011-10-28	2012-01-16
500 SHS LULULEMON ATHLETICA		2011-08-19	2012-01-18
1000 SHS LULULEMON ATHLETICA		2011-08-23	2012-01-18
800 SHS LULULEMON ATHLETICA		2011-09-07	2012-05-23
2000 SHS LVMH MOET HENNESSY LOUIS VUITT		2011-06-23	2012-01-11
3500 SHS LVMH MOET HENNESSY LOUIS VUITT		2011-10-24	2012-01-11
100 SHS MONSANTO CO		2011-05-09	2012-03-28
200 SHS MONSANTO CO		2011-06-29	2012-03-28
500 SHS MONSANTO CO		2011-06-29	2012-05-22
500 SHS MOSAIC		2011-05-06	2012-02-29

Form 990PF Part IV - Capital Gains and Losses for Tax on Investment Income - Columns a - d

(a) List and describe the kind(s) of property sold (e g , real estate, 2-story brick warehouse, or common stock, 200 shs MLC Co )	(b) How acquired P—Purchase D—Donation	(c) Date acquired (mo , day, yr )	(d) Date sold (mo , day, yr )
500 SHS MOSAIC		2011-07-15	2012-05-11
500 SHS MOSAIC		2011-07-19	2012-05-11
1000 SHS MOSAIC		2011-08-10	2012-05-11
600 SHS NATIONAL-OILWELL VARCO		2011-04-25	2012-01-11
600 SHS NATIONAL-OILWELL VARCO		2011-08-02	2012-01-11
400 SHS NATIONAL-OILWELL VARCO		2011-08-02	2012-05-11
1000 SHS NATIONAL-OILWELL VARCO		2011-08-10	2012-05-11
100 SHS NATIONAL-OILWELL VARCO		2011-08-23	2012-05-11
900 SHS NATIONAL-OILWELL VARCO		2011-08-23	2012-05-11
2000 SHS NETAPP		2012-03-21	2012-05-22
1000 SHS NETAPP		2012-03-21	2012-05-23
3000 SHS NEW ORIENTAL EDUCATION		2011-10-27	2012-01-18
1000 SHS NEW ORIENTAL EDUCATION		2011-10-27	2012-03-28
1000 SHS NEW ORIENTAL EDUCATION		2011-10-27	2012-05-11
4000 SHS NEW ORIENTAL EDUCATION		2011-10-31	2012-05-11
200 SHS NIKE		2012-03-30	2012-06-29
1300 SHS NIKE		2012-04-04	2012-06-29
100 SHS PANERA BREAD CO CL-A		2011-06-24	2012-06-05
200 SHS PANERA BREAD CO CL-A		2011-06-24	2012-06-29
200 SHS PANERA BREAD CO CL-A		2012-03-21	2012-06-25
300 SHS PANERA BREAD CO CL-A		2012-03-21	2012-06-29
PANERA BREAD CO WS ADJ		2011-06-24	2012-06-05
5000 SHS PFIZER		2011-09-06	2012-01-18
25 SHS POTASH		2011-06-21	2012-02-29
975 SHS POTASH		2011-06-21	2012-03-07
500 SHS POTASH		2011-07-19	2012-03-07
525 SHS POTASH		2011-07-29	2012-03-07
475 SHS POTASH		2011-07-29	2012-05-11
1000 SHS POTASH		2011-08-10	2012-05-11
500 SHS POTASH		2011-08-23	2012-05-11

Form 990PF Part IV - Capital Gains and Losses for Tax on Investment Income - Columns a - d

(a) List and describe the kind(s) of property sold (e g , real estate, 2-story brick warehouse, or common stock, 200 shs MLC Co )	(b) How acquired P—Purchase D—Donation	(c) Date acquired (mo , day, yr )	(d) Date sold (mo , day, yr )
1000 SHS POTASH		2011-10-27	2012-05-11
500 SHS PRECISION CASTPARTS CORP		2011-07-29	2012-05-23
100 SHS PRECISION CASTPARTS CORP		2011-08-09	2012-05-23
200 SHS PRECISION CASTPARTS CORP		2012-01-26	2012-06-04
20 SHS PRICELINE COM ICORPORATED NEW		2011-02-10	2012-01-18
180 SHS PRICELINE COM ICORPORATED NEW		2011-08-05	2012-01-18
100 SHS PRICELINE COM ICORPORATED NEW		2011-08-05	2012-05-11
100 SHS PRICELINE COM INCORPORATED NEW		2011-08-05	2012-06-05
200 SHS RALPH LAUREN CORP		2011-05-23	2012-05-23
360 SHS ROCKWELL INT'L CORP NEW		2011-05-26	2012-05-23
240 SHS ROCKWELL INT'L CORP NEW		2011-08-09	2012-05-23
260 SHS ROCKWELL INT'L CORP NEW		2011-08-09	2012-06-04
340 SHS ROCKWELL INT'L CORP NEW		2011-08-31	2012-06-04
360 SHS ROCKWELL INT'L CORP NEW		2011-08-31	2012-06-25
40 SHS ROCKWELL INT'L CORP NEW		2011-09-08	2012-06-25
ROCKWELL INT'L WS ADJ		2011-09-08	2012-06-04
1200 SHS SAKS INC		2011-05-23	2012-01-18
1000 SHS SAKS INC		2011-05-25	2012-01-18
3315 SHS SAKS INC		2011-05-26	2012-01-18
600 SHS SAKS INC		2011-05-26	2012-05-23
2915 SHS SAKS INC		2011-08-11	2012-06-04
3000 SHS SAKS INC		2012-03-21	2012-06-27
400 SHS SALESFORCE COM INC CMN		2011-06-17	2012-01-18
180 SHS SALESFORCE COM INC CMN		2011-08-02	2012-01-18
200 SHS SALESFORCE COM INC CMN		2012-04-10	2012-06-05
140 SHS SCHLUMBERGER		2011-08-10	2012-01-11
860 SHS SCHLUMBERGER		2011-07-20	2012-01-11
SCHLUMBERGER WS ADJUST		2011-07-20	2012-01-11
1000 SHS SCHLUMBERGER		2011-08-02	2012-01-11
SCHLUMBERGER WS ADJUST		2011-08-02	2012-01-11

Form 990PF Part IV - Capital Gains and Losses for Tax on Investment Income - Columns a - d

(a) List and describe the kind(s) of property sold (e g , real estate, 2-story brick warehouse, or common stock, 200 shs MLC Co )	(b) How acquired P—Purchase D—Donation	(c) Date acquired (mo , day, yr )	(d) Date sold (mo , day, yr )
860 SHS SCHLUMBERGER		2011-08-10	2012-03-27
1000 SHS SCHLUMBERGER		2011-10-27	2012-03-27
140 SHS SCHLUMBERGER		2012-02-23	2012-03-27
500SHS SCHLUMBERGER		2012-02-23	2012-03-28
360 SHS SCHLUMBERGER		2012-02-23	2012-05-09
1140SHS SCHLUMBERGER		2012-03-16	2012-05-09
SCHLUMBERGER WS ADJUST		2012-03-16	2012-05-09
1000 SHS SCHLUMBERGER		2012-03-16	2012-05-11
SCHLUMBERGER WS ADJUST		2012-03-16	2012-05-11
SODASTREAM WASH SALE ADJ		2011-08-12	2012-01-09
1500 SHS SODASTREAM INTERNATIONAL		2011-08-12	2012-01-09
1000 SHS SOUTWESTERN ENERGY CO		2011-05-09	2012-01-11
600 SHS SOUTWESTERN ENERGY CO		2011-06-02	2012-01-11
1000 SHS SOUTWESTERN ENERGY CO		2011-07-29	2012-01-11
250 SHS STANDARD CHARTERED		2011-10-27	2012-05-23
10000 SHS STANDARD CHARTERED		2012-03-19	2012-05-23
1000 SHS STARBUCKS		2011-09-08	2012-06-05
1000 SHS STARBUCKS		2011-09-08	2012-06-29
2000 SHS TENCENT HOLDINGS LIMITED CMN		2011-08-10	2012-05-25
460 SHS TENCENT HOLDINGS LIMITED CMN		2011-08-30	2012-05-25
2000 SHS TENCENT HOLDINGS LIMITED CMN		2011-10-28	2012-06-06
383 SHS THERMO ELECTRON CORP		2011-05-26	2012-05-22
117 SHS THERMO FISHER CORP		2011-05-26	2012-05-23
383 SHS THERMO FISHER CORP		2011-07-20	2012-05-23
1000 SHS TIFFANY & CO TOTAL		2012-01-06	2012-01-27
1000 SHS TIFFANY & CO TOTAL		2012-01-06	2012-02-08
200 SHS UNITED PARCEL SERVICE		2011-06-17	2012-02-08
800 SHS UNITED PARCEL SERVICE		2011-08-30	2012-02-08
200 SHS UNITED PARCEL SERVICE		2011-08-30	2012-02-23
800 SHS UNITED PARCEL SERVICE		2011-11-15	2012-02-23

Form 990PF Part IV - Capital Gains and Losses for Tax on Investment Income - Columns a - d

(a) List and describe the kind(s) of property sold (e g , real estate, 2-story brick warehouse, or common stock, 200 shs MLC Co )	(b) How acquired P—Purchase D—Donation	(c) Date acquired (mo , day, yr )	(d) Date sold (mo , day, yr )
200 SHS UNITED PARCEL SERVICE		2011-11-15	2012-05-23
300 SHS UNITED PARCEL SERVICE		2011-12-27	2012-05-23
500 SHS UNITED TECHNOLOGIES CORP COM		2011-05-26	2012-05-22
165 SHS UNITED TECHNOLOGIES CORP COM		2011-07-29	2012-05-22
200 SHS UNITED TECHNOLOGIES CORP COM		2011-07-29	2012-05-23
UPS WASH SALE ADJ		2011-11-15	2012-02-23
2000 SHS VERIZON		2011-04-25	2012-01-11
500 SHS VISA INC CMN CLASS A		2011-08-02	2012-05-23
200 SHS VISA INC CMN CLASS A		2012-05-03	2012-06-05
250 SHS VMWARE		2011-06-29	2012-05-23
50 SHS VMWARE		2011-08-01	2012-05-23
300 SHS VMWARE		2011-08-01	2012-06-29
150 SHS VMWARE		2011-08-01	2012-06-29
50 SHS VMWARE		2011-09-08	2012-06-29
1000 SHS WPP PLC		2011-05-25	2012-01-11
500 SHS WPP PLC		2011-06-23	2012-01-11
3000 SHS ISHARES CHINA		2011-10-27	2012-01-11
3000 SHS ISHARES CHINA		2011-10-27	2012-01-18
150 SHS AMAZON		2011-01-03	2012-01-11
1200 SHS CHILDRENS PLACE		2011-04-25	2012-05-18
500 SHS CHILDRENS PLACE		2011-04-27	2012-05-18
490 SHS EAST WEST BANCORP		2011-12-29	2012-06-25
EAST WEST BANCORP WS ADJ		2011-12-29	2012-12-31
500 SHS EVERCORE PARTNERS, INC CMN CL		2011-04-25	2012-05-22
200 SHS HONEYWELL INT'L INC		2011-07-29	2012-06-04
200 SHS HONEYWELL INT'L WS		2011-05-25	2012-06-04
2000 SHS HONG KONG EXCHANGES & CLEAR CM		2011-05-16	2012-05-25
500 SHS MOSAIC		2011-02-07	2012-02-29
100 SHS MOSAIC		2011-05-06	2012-05-11
400 SHS PANERA BREAD CO CL-A		2011-05-23	2012-06-05



Form 990PF Part IV - Capital Gains and Losses for Tax on Investment Income - Columns a - d

(a) List and describe the kind(s) of property sold (e g , real estate, 2-story brick warehouse, or common stock, 200 shs MLC Co )	(b) How acquired P—Purchase D—Donation	(c) Date acquired (mo , day, yr )	(d) Date sold (mo , day, yr )
248 SHS PRAXAIR INC COM		2011-04-27	2012-06-25
52 SHS PRAXAIR INC COM		2011-04-25	2012-06-25
248 SHS PRAXAIR INC COM		2011-04-25	2012-05-22
300 SHS POTASH		2011-01-04	2012-02-29
6085 SHS SAKS INC		2011-05-26	2012-06-04
1000 SHS TENCENT HOLDINGS LIMITED CMN		2011-01-04	2012-05-25
280 SHS ACCENTURE LTD		2010-10-13	2012-05-11
300 SHS ACCENTURE LTD		2010-11-05	2012-05-11
50 SHS AMAZON		2010-10-22	2012-01-11
20 SHS COGNIZANT TECH SOLUJTIONS CL-A		2010-04-28	2012-01-11
180 SHS COGNIZANT TECH SOLUJTIONS CL-A		2010-05-06	2012-01-11
120 SHS COGNIZANT TECH SOLUJTIONS CL-A		2010-09-09	2012-01-11
400 SHS COGNIZANT TECH SOLUJTIONS CL-A		2010-11-03	2012-01-11
120 SHS DOLLAR TREE INC CMN		2010-01-29	2012-02-22
314 SHS EVERCORE PARTNERS,INC CMN CL		2010-10-14	2012-05-22
500 SHS EVERCORE PARTNERS,INC CMN CL		2010-11-29	2012-05-22
200 SHS EXPRESS SCRIPTS INC		2010-07-01	2012-05-23
120 SHS EXPRESS SCRIPTS INC		2010-08-17	2012-05-23
8440 SHS HANG LUNG GROUP LTD CMN		2009-11-03	2012-05-25
200 SHS HONG KONG EXCHANGES & CLEAR CM		2009-11-17	2012-05-25
1800 SHS HONG KONG EXCHANGES & CLEAR CM		2010-07-26	2012-05-25
300 SHS JOY GLOBAL INC		2010-07-30	2012-03-28
20 SHS JOY GLOBAL INC		2010-07-30	2012-04-30
120 SHS JOY GLOBAL INC		2010-08-20	2012-04-30
29696 SHS LI & FUNG (ORD) CMN		2009-11-03	2012-01-12
240 SHS LVMH MOET HENNESSY LOUIS VUITT		2010-04-07	2012-01-11
1200 SHS LVMH MOET HENNESSY LOUIS VUITT		2010-11-09	2012-01-11
60 SHS PANERA BREAD CO CL-A		2010-03-31	2012-01-11
120 SHS PANERA BREAD CO CL-A		2010-04-28	2012-01-11
120 SHS PANERA BREAD CO CL-A		2010-10-27	2012-01-11

Form 990PF Part IV - Capital Gains and Losses for Tax on Investment Income - Columns a - d

(a) List and describe the kind(s) of property sold (e g , real estate, 2-story brick warehouse, or common stock, 200 shs MLC Co )	(b) How acquired P—Purchase D—Donation	(c) Date acquired (mo , day, yr )	(d) Date sold (mo , day, yr )
675 SHS POTASH		2010-12-31	2012-02-29
32 SHS PRAXAIR INC COM		2009-11-03	2012-05-22
100 SHS PRAXAIR INC COM		2010-07-13	2012-05-22
120 SHS PRAXAIR INC COM		2010-08-20	2012-05-22
300 SHS RALPH LAUREN CORP		2010-11-11	2012-05-23
785 SHS SAKS INC		2009-10-19	2012-01-11
15 SHS SAKS INC		2010-02-24	2012-01-11
485 SHS SAKS INC		2010-02-24	2012-01-18
1000 SHS SAKS INC		2010-11-29	2012-01-18
100 SHS SALESFORCE COM INC CMN		2010-05-07	2012-01-18
180 SHS SALESFORCE COM INC CMN		2010-07-01	2012-01-18
60 SHS SALESFORCE COM INC CMN		2010-09-09	2012-01-18
80 SHS SALESFORCE COM INC CMN		2010-10-06	2012-01-18
337 SHS SOUTWESTERN ENERGY CO		2010-06-08	2012-01-11
600 SHS SOUTWESTERN ENERGY CO		2010-11-01	2012-01-11
140 SHS TENCENT HOLDINGS LIMITED CMN		2009-07-27	2012-05-25
500 SHS TENCENT HOLDINGS LIMITED CMN		2010-02-22	2012-05-25
900 SHS TENCENT HOLDINGS LIMITED CMN		2010-07-26	2012-05-25
137 SHS THERMO ELECTRON CORP		2010-02-19	2012-05-22
180 SHS THERMO ELECTRON CORP		2010-07-27	2012-05-22
180 SHS THERMO ELECTRON CORP		2010-07-30	2012-05-22
120 SHS THERMO ELECTRON CORP		2010-10-27	2012-05-22
135 SHS UNITED TECHNOLOGIES CORP COM		2010-11-05	2012-03-28
165 SHS UNITED TECHNOLOGIES CORP COM		2010-11-08	2012-03-28
235 SHS UNITED TECHNOLOGIES CORP COM		2010-11-08	2012-05-22
200 SHS WHOLE FOODS MARKET INC COM		2011-08-02	2012-06-05
800 SHS BLACKSTONE GROUP		2012-03-28	2012-05-23
5000 SHS BLACKSTONE GROUP		2012-04-10	2012-05-23
6000 SHS CARLYLE GROUP		2012-05-03	2012-05-23
10000 SHS KKR FINANCIAL HOLDINGS		2011-11-15	2012-01-11

Form 990PF Part IV - Capital Gains and Losses for Tax on Investment Income - Columns a - d

(a) List and describe the kind(s) of property sold (e g , real estate, 2-story brick warehouse, or common stock, 200 shs MLC Co )	(b) How acquired P—Purchase D—Donation	(c) Date acquired (mo , day, yr )	(d) Date sold (mo , day, yr )
KKR FINANCIAL HOLDINGS		2011-11-15	2012-01-11
1000 SHS SPDR GOLD TR		2012-02-23	2012-05-11
1000 SHS SPDR GOLD TRUST ETF		2011-09-27	2012-01-11
30 SHS SPDR GOLD TRUST ETF		2011-09-27	2012-01-18
2000 SHS SPDR GOLD TRUST ETF		2011-09-27	2012-01-18
100 SHS APPLE INC		2012-09-10	2012-09-25
100 SHS APPLE INC		2012-02-21	2012-11-08
688 SHS BRISTOL MYERS SQUIBB		2012-07-23	2012-09-07
2312 SHS BRISTOL MYERS SQUIBB		2012-07-24	2012-09-07
3000 SHS BRISTOL MYERS SQUIBB		2012-07-24	2012-09-07
4000 SHS BRISTOL MYERS SQUIBB		2012-07-24	2012-11-28
2000 SHS CLIFFS NATURAL		2012-11-02	2012-11-20
2000 SHS CLIFFS NATURAL		2012-11-12	2012-12-17
900 SHS COACH		2012-09-07	2012-12-26
100 SHS COACH		2012-11-19	2012-12-26
800 SHS DEERE & CO		2012-08-14	2012-09-25
1000 SHS DU PONT E I DE NEMOURS & CO		2012-08-09	2012-10-24
700 SHS DU PONT E I DE NEMOURS & CO		2012-08-14	2012-10-24
300 SHS DU PONT E I DE NEMOURS & CO		2012-08-14	2012-11-16
1000 SHS EAST WEST BANCORP		2011-12-29	2012-08-23
3000 SHS MERCK & CO		2012-07-24	2012-12-17
1500 SHS MERCK & CO		2012-07-24	2012-12-19
1000 SHS MONSANTO CO		2012-08-09	2012-10-24
400 SHS PANERA BREAD CO CL-A		2012-10-31	2012-12-26
100 SHS PANERA BREAD CO CL-A		2012-11-07	2012-12-26
6000 SHS PFIZER		2012-07-23	2012-10-31
2000 SHS PFIZER		2012-07-23	2012-12-19
1000 SHS SAKS INC		2012-03-21	2012-07-17
5000 SHS SAKS INC		2011-08-19	2012-07-17
1000 SHS UNITED PARCEL SERVICE		2012-10-24	2012-11-12

Form 990PF Part IV - Capital Gains and Losses for Tax on Investment Income - Columns a - d

(a) List and describe the kind(s) of property sold (e g , real estate, 2-story brick warehouse, or common stock, 200 shs MLC Co )	(b) How acquired P—Purchase D—Donation	(c) Date acquired (mo , day, yr )	(d) Date sold (mo , day, yr )
320 SHS ACCENTURE LTD		2011-08-02	2012-07-17
300 SHS ALLERGAN		2012-05-02	2012-08-23
200 SHS ALLERGAN		2012-05-02	2012-10-31
100 SHS APPLE INC		2012-02-21	2012-07-17
50 SHS APPLE INC		2012-07-25	2012-09-25
50 SHS APPLE INC		2012-07-25	2012-11-08
100 SHS APPLE INC		2012-02-21	2012-11-12
200 SHS APPLE INC		2011-10-19	2012-11-12
4000 SHS BANK OF AMERICA		2012-03-19	2012-07-17
1000 SHS BRISTOL MYERS SQUIBB		2012-06-25	2012-11-28
360 SHS CATERPILLAR INC COM		2011-10-31	2012-07-17
800 SHS COACH		2012-06-20	2012-09-25
700 SHSCOACH		2012-06-20	2012-12-26
300 SHS COACH		2012-06-25	2012-12-26
400 SHS DOLLAR TREE INC CMN		2012-05-25	2012-09-10
600 SHS DOLLAR TREE INC CMN		2012-06-06	2012-09-10
1000 SHS DOLLAR TREE INC CMN		2012-06-18	2012-09-10
900 SHS DOLLAR TREE INC CMN		2011-12-29	2012-09-25
600 SHS DOLLAR TREE INC CMN		2012-05-25	2012-09-25
1000 SHS EVERCORE PARTNERS, INC CMN CL		2012-03-19	2012-08-23
400 SHS HONEYWELL INT'L INC		2011-07-29	2012-07-17
140 SHS JOY GLOBAL INC		2011-08-10	2012-07-17
500 SHS JOY GLOBAL INC		2011-08-19	2012-07-17
15000 SHS KKR FINANCIAL		2012-03-19	2012-11-16
1000 SHS LULULEMON ATHLETICA		2012-03-22	2012-12-26
100 SHS PANERA BREAD CO CL-A		2011-08-03	2012-07-17
3600 SHS PFIZER		2012-03-28	2012-12-19
400 SHS PFIZER		2012-06-18	2012-12-19
2700 SHS PFIZER		2012-03-28	2012-12-26
200 SHS PRECISION CASTPARTS CORP		2011-09-14	2012-07-17

Form 990PF Part IV - Capital Gains and Losses for Tax on Investment Income - Columns a - d

(a) List and describe the kind(s) of property sold (e g , real estate, 2-story brick warehouse, or common stock, 200 shs MLC Co )	(b) How acquired P—Purchase D—Donation	(c) Date acquired (mo , day, yr )	(d) Date sold (mo , day, yr )
30 SHS PRICELINE COM INCORPORATED NEW		2011-08-09	2012-08-08
1085 SHS SAKS INC		2011-08-11	2012-07-17
300 SHS SALESFORCE COM INC CMN		2012-04-10	2012-12-26
860 SHS SCHLUMBERGER		2012-03-16	2012-07-17
SCHLUMBERGER WS ADJ		2012-03-16	2012-07-17
1000 SHS SPDR GOLD TR		2012-03-01	2012-10-12
500 SHS SPDR GOLD TR		2012-08-23	2012-10-24
1000 SHS SPDR GOLD TR		2012-09-04	2012-10-24
750 SHS SPDR GOLD TR		2012-08-23	2012-11-02
500 SHS THERMO FISHER CORP		2011-07-20	2012-07-17
700 SHS UNITED PARCEL SERVICE		2012-03-26	2012-09-07
800 SHS UNITED PARCEL SERVICE		2012-03-26	2012-09-25
700 SHS UNITED PARCEL SERVICE		2011-12-27	2012-09-25
200 SHS VISA INC CMN CLASS A		2011-12-29	2012-12-26
480 SHS CHIPOTLE MEXICAN GRILL, INC C		2011-08-10	2012-10-12
1000 SHS EAST WEST BANCORP		2011-08-02	2012-08-23
200 SHS PANERA BREAD CO CL-A		2011-06-24	2012-07-17
80 SHS ACCENTURE LTD		2011-06-29	2012-07-17
680 SHS ACCENTURE LTD		2011-08-02	2012-09-04
220 SHS ACCENTURE LTD		2011-08-10	2012-09-04
780 SHS ACCENTURE LTD		2011-08-10	2012-09-10
200 SHS ALLERGAN		2011-08-01	2012-10-31
1050 SHS ALLERGAN		2011-08-01	2012-10-31
750 SHS ALLERGAN		2011-08-05	2012-10-31
200 SHS APPLE INC		2011-10-06	2012-11-16
90 SHS APPLE INC		2011-10-06	2012-12-17
1840 SHS DU PONT E I DE NEMOURS & CO		2011-08-10	2012-11-16
120 SHS PRICELINE COM INCORPORATED NEW		2011-08-05	2012-08-08
1000 SHS QUALCOMM		2011-07-20	2012-10-12
500 SHS RALPH LAUREN CORP		2011-10-24	2012-12-26

**Form 990PF Part IV - Capital Gains and Losses for Tax on Investment Income - Columns a - d**

(a) List and describe the kind(s) of property sold (e g , real estate, 2-story brick warehouse, or common stock, 200 shs MLC Co )	(b) How acquired P—Purchase D—Donation	(c) Date acquired (mo , day, yr )	(d) Date sold (mo , day, yr )
500 SHS STARBUCKS		2011-09-08	2012-09-25
40000 SHS USA TREASURY BONDS		1997-03-27	2012-09-10
600 SHS WHOLE FOODS MARKET INC COM		2011-08-02	2012-12-26
AUTO SALE	D		2012-03-14
AUTO SALE	D		2012-03-14
AUTO SALE	D		2012-06-19
ADJUSTMENT TO BASIS RE THE CARLYLE GROUP LP		2012-05-03	2012-05-23
ADJUSTMENT TO BASIS RE KKR FINANCIAL HOLDINGS LLC			
KKR FINANCIAL HOLDINGS LLC - K-1 PASSTHRU	P		
KKR FINANCIAL HOLDINGS LLC - K-1 PASSTHRU	P		
KKR FINANCIAL HOLDINGS LLC - K-1 PASSTHRU	P		
KKR FINANCIAL HOLDINGS - RECLASS TO ORD GAIN	P		
KKR FINANCIAL HOLDINGS - RECLASS TO ORD GAIN	P		
100 SHS PRECISION CASTPARTS CORP		2011-09-12	2012-06-12
200 SHS SALESFORCE COM INC CMN		2012-09-10	2012-12-26
200 SHS VISA INC CMN CLASS A		2012-05-03	2012-12-26
SPDR GOLD TRUST		2012-08-10	
SPDR GOLD TRUST		2012-09-10	
SPDR GOLD TRUST		2012-10-08	
SPDR GOLD TRUST		2012-11-19	
SPDR GOLD TRUST		2012-12-11	
ADJUSTMENT TO BASIS RE THE BLACKSTONE GROUP LP	P		
THE BLACKSTONE GROUP LP K-1 PASSTHRU	P		
THE BLACKSTONE GROUP LP K-1 PASSTHRU	P		
THE BLACKSTONE GROUP LP K-1 PASSTHRU	P		
CAPITAL GAINS DIVIDENDS	P		

Form 990PF Part IV - Capital Gains and Losses for Tax on Investment Income - Columns e - h

(e) Gross sales price	(f) Depreciation allowed (or allowable)	(g) Cost or other basis plus expense of sale	(h) Gain or (loss) (e) plus (f) minus (g)
24,604		23,725	879
4,652		4,519	133
53,499		54,510	-1,011
39,643		39,149	494
26,429		25,637	792
13,214		13,426	-212
37,903		53,704	-15,801
94,757		125,273	-30,516
56,854		60,946	-4,092
55,589		55,550	39
71,641		77,810	-6,169
35,821		40,636	-4,815
17,910		20,460	-2,550
129,068		143,220	-14,152
55,315		60,048	-4,733
84,074		74,290	9,784
68,361		83,025	-14,664
68,361		65,910	2,451
79,869		62,688	17,181
130,313		104,247	26,066
38,432		30,265	8,167
42,702		36,146	6,556
4,270		3,681	589
164,767		106,739	58,028
113,632		75,051	38,581
5,682		3,765	1,917
112,181		118,910	-6,729
6,323		6,143	180
63,235		61,051	2,184
120,146		150,088	-29,942

Form 990PF Part IV - Capital Gains and Losses for Tax on Investment Income - Columns e - h

(e) Gross sales price	(f) Depreciation allowed (or allowable)	(g) Cost or other basis plus expense of sale	(h) Gain or (loss) (e) plus (f) minus (g)
20,755		30,211	-9,456
20,579		30,211	-9,632
34,297		50,351	-16,054
35,195		50,351	-15,156
40,205		30,348	9,857
15,278		12,139	3,139
22,917		18,113	4,804
61,887		57,359	4,528
52,115		53,813	-1,698
		9,929	-9,929
29,668		26,859	2,809
57,054		50,116	6,938
57,054		50,867	6,187
27,386		21,379	6,007
50,344		49,883	461
3,596		3,795	-199
33,546		37,947	-4,401
		2,733	-2,733
64,273		58,586	5,687
45,497		41,010	4,487
51,997		44,776	7,221
12,244		11,194	1,050
18,366		16,101	2,265
44,668		37,569	7,099
66,839		87,143	-20,304
20,720		29,048	-8,328
20,720		33,687	-12,967
41,440		60,655	-19,215
18,524		18,080	444
46,310		45,680	630



Form 990PF Part IV - Capital Gains and Losses for Tax on Investment Income - Columns e - h

(e) Gross sales price	(f) Depreciation allowed (or allowable)	(g) Cost or other basis plus expense of sale	(h) Gain or (loss) (e) plus (f) minus (g)
		17	-17
10,280		8,419	1,861
68,536		65,130	3,406
6,854		5,987	867
39,850		31,794	8,056
40,855		31,794	9,061
37,396		31,794	5,602
		129	-129
31,670		34,340	-2,670
83,408		103,020	-19,612
13,890		14,444	-554
40,282		39,979	303
13,282		13,282	0
16,905		16,905	0
13,158		13,405	-247
29,905		31,417	-1,512
46,652		48,633	-1,981
23,513		21,039	2,474
34,778		31,559	3,219
23,185		18,869	4,316
85,393		75,474	9,919
21,348		23,538	-2,190
66,409		71,828	-5,419
12,198		13,448	-1,250
43,563		42,396	1,167
43,563		40,630	2,933
31,365		24,894	6,471
53,744		44,256	9,488
58,783		52,884	5,899
13,436		12,306	1,130

Form 990PF Part IV - Capital Gains and Losses for Tax on Investment Income - Columns e - h

(e) Gross sales price	(f) Depreciation allowed (or allowable)	(g) Cost or other basis plus expense of sale	(h) Gain or (loss) (e) plus (f) minus (g)
58,896		64,605	-5,709
		2,694	-2,694
79,318		60,694	18,624
48,251		49,960	-1,709
40,262		41,966	-1,704
7,669		7,325	344
46,862		45,782	1,080
10,359		10,359	0
211		199	12
33,984		29,808	4,176
11,089		9,783	1,306
32,396		29,609	2,787
43,485		38,920	4,565
32,859		30,215	2,644
54,164		61,100	-6,936
16,986		24,377	-7,391
339		497	-158
24,235		33,196	-8,961
48,131		53,387	-5,256
51,141		59,530	-8,389
34,776		31,620	3,156
69,868		64,232	5,636
36,981		42,821	-5,840
69,842		81,080	-11,238
45,722		44,689	1,033
9,525		9,389	136
9,525		9,464	61
19,051		18,600	451
11,430		9,270	2,160
26,374		21,630	4,744

Form 990PF Part IV - Capital Gains and Losses for Tax on Investment Income - Columns e - h

(e) Gross sales price	(f) Depreciation allowed (or allowable)	(g) Cost or other basis plus expense of sale	(h) Gain or (loss) (e) plus (f) minus (g)
30,141		25,426	4,715
36,501		40,522	-4,021
31,678		42,282	-10,604
40,568		56,376	-15,808
28,530		42,282	-13,752
47,549		70,849	-23,300
60,740		61,126	-386
29,828		30,563	-735
29,828		26,893	2,935
59,945		53,787	6,158
115,202		130,464	-15,262
		17,383	-17,383
12,102		26,937	-14,835
48,407		103,160	-54,753
24,203		46,952	-22,749
17,124		25,698	-8,574
48,737		79,920	-31,183
16,839		28,080	-11,241
15,543		20,746	-5,203
16,858		22,474	-5,616
64,840		90,640	-25,800
32,420		38,059	-5,639
		10,837	-10,837
9,187		9,152	35
45,895		49,124	-3,229
86,816		96,692	-9,876
87,470		96,692	-9,222
87,470		94,235	-6,765
24,313		31,412	-7,099
48,626		65,310	-16,684

Form 990PF Part IV - Capital Gains and Losses for Tax on Investment Income - Columns e - h

(e) Gross sales price	(f) Depreciation allowed (or allowable)	(g) Cost or other basis plus expense of sale	(h) Gain or (loss) (e) plus (f) minus (g)
48,032		48,032	0
16,846		17,469	-623
28,077		28,577	-500
26,641		28,644	-2,003
5,328		5,370	-42
70,189		94,760	-24,571
28,076		36,956	-8,880
70,189		85,234	-15,045
56,151		59,978	-3,827
56,151		60,733	-4,582
51,261		60,733	-9,472
51,261		59,617	-8,356
25,300		30,946	-5,646
8,821		12,034	-3,213
31,502		43,084	-11,582
22,681		32,681	-10,000
7,311		12,709	-5,398
18,799		27,392	-8,593
23,904		30,321	-6,417
56,382		54,913	1,469
3,329		3,290	39
30,329		23,129	7,200
60,658		48,838	11,820
56,211		45,162	11,049
57,239		64,785	-7,546
100,169		115,120	-14,951
7,820		6,632	1,188
15,639		13,978	1,661
35,457		34,944	513
28,797		36,121	-7,324

Form 990PF Part IV - Capital Gains and Losses for Tax on Investment Income - Columns e - h

(e) Gross sales price	(f) Depreciation allowed (or allowable)	(g) Cost or other basis plus expense of sale	(h) Gain or (loss) (e) plus (f) minus (g)
24,483		33,464	-8,981
24,483		34,330	-9,847
48,966		59,700	-10,734
44,037		47,403	-3,366
44,037		47,718	-3,681
27,424		31,812	-4,388
68,560		63,940	4,620
6,856		6,221	635
57,250		55,987	1,263
66,303		90,956	-24,653
32,002		45,478	-13,476
68,944		88,876	-19,932
26,323		29,625	-3,302
27,696		29,625	-1,929
110,786		120,605	-9,819
17,847		21,756	-3,909
116,004		142,378	-26,374
13,906		12,461	1,445
27,687		24,922	2,765
28,451		28,451	0
41,531		48,851	-7,320
		4,117	-4,117
109,297		91,305	17,992
1,164		1,331	-167
42,133		51,921	-9,788
21,607		30,080	-8,473
22,687		30,401	-7,714
19,456		27,506	-8,050
40,959		51,570	-10,611
20,480		26,750	-6,270

Form 990PF Part IV - Capital Gains and Losses for Tax on Investment Income - Columns e - h

(e) Gross sales price	(f) Depreciation allowed (or allowable)	(g) Cost or other basis plus expense of sale	(h) Gain or (loss) (e) plus (f) minus (g)
40,959		49,504	-8,545
83,259		81,197	2,062
16,652		14,314	2,338
32,645		34,303	-1,658
10,235		9,312	923
92,119		96,797	-4,678
67,799		53,776	14,023
61,891		53,776	8,115
29,218		25,762	3,456
26,689		29,751	-3,062
17,793		14,268	3,525
17,511		15,457	2,054
22,899		20,822	2,077
23,180		22,046	1,134
2,576		2,343	233
		20,105	-20,105
10,897		13,116	-2,219
9,081		10,887	-1,806
30,102		36,399	-6,297
5,965		6,588	-623
28,145		24,956	3,189
29,274		34,633	-5,359
41,639		55,943	-14,304
18,738		26,044	-7,306
26,713		30,908	-4,195
9,838		10,458	-620
60,432		76,373	-15,941
		8,549	-8,549
70,270		89,010	-18,740
		2,031	-2,031

Form 990PF Part IV - Capital Gains and Losses for Tax on Investment Income - Columns e - h

(e) Gross sales price	(f) Depreciation allowed (or allowable)	(g) Cost or other basis plus expense of sale	(h) Gain or (loss) (e) plus (f) minus (g)
60,398		60,398	0
70,231		70,231	0
9,832		9,832	0
34,688		34,688	0
25,069		28,836	-3,767
79,386		86,515	-7,129
		4,841	-4,841
68,969		75,891	-6,922
		5,449	-5,449
		3,155	-3,155
55,627		72,880	-17,253
30,039		42,407	-12,368
18,023		25,656	-7,633
30,039		45,590	-15,551
5,135		6,186	-1,051
205,387		264,831	-59,444
51,901		39,158	12,743
52,831		39,158	13,673
55,530		49,455	6,075
12,772		10,816	1,956
54,368		49,149	5,219
19,603		24,751	-5,148
5,871		7,561	-1,690
19,220		24,324	-5,104
62,967		67,033	-4,066
63,811		67,033	-3,222
15,402		13,969	1,433
61,609		53,347	8,262
15,200		13,337	1,863
60,799		56,771	4,028

Form 990PF Part IV - Capital Gains and Losses for Tax on Investment Income - Columns e - h

(e) Gross sales price	(f) Depreciation allowed (or allowable)	(g) Cost or other basis plus expense of sale	(h) Gain or (loss) (e) plus (f) minus (g)
14,726		14,193	533
22,090		22,044	46
36,891		43,015	-6,124
12,174		13,752	-1,578
14,477		16,670	-2,193
		400	-400
77,662		74,000	3,662
58,957		42,360	16,597
22,686		23,766	-1,080
24,880		24,428	452
4,976		4,976	0
26,719		29,908	-3,189
13,360		13,360	0
4,453		4,667	-214
54,806		60,426	-5,620
27,403		29,462	-2,059
109,704		112,229	-2,525
113,785		112,229	1,556
26,865		27,803	-938
55,572		66,166	-10,594
23,155		27,691	-4,536
10,663		9,805	858
		1,070	-1,070
12,380		17,090	-4,710
10,656		10,741	-85
		3,146	-3,146
28,076		44,438	-16,362
28,797		41,905	-13,108
4,897		7,224	-2,327
55,625		49,953	5,672



Form 990PF Part IV - Capital Gains and Losses for Tax on Investment Income - Columns e - h

(e) Gross sales price	(f) Depreciation allowed (or allowable)	(g) Cost or other basis plus expense of sale	(h) Gain or (loss) (e) plus (f) minus (g)
25,646		26,066	-420
5,377		5,546	-169
26,646		26,449	197
13,965		15,702	-1,737
58,752		66,815	-8,063
27,765		22,408	5,357
16,403		12,687	3,716
17,574		13,695	3,879
8,955		8,202	753
1,389		1,024	365
12,501		8,861	3,640
8,334		7,604	730
27,781		25,797	1,984
10,346		3,990	6,356
7,775		8,987	-1,212
12,380		14,986	-2,606
10,228		9,192	1,036
6,137		5,579	558
49,704		44,289	5,415
2,808		3,705	-897
25,268		29,774	-4,506
21,244		17,577	3,667
1,406		1,172	234
8,433		7,110	1,323
59,155		60,977	-1,822
6,869		5,578	1,291
34,344		39,492	-5,148
8,519		4,616	3,903
17,038		9,662	7,376
17,038		10,965	6,073

Form 990PF Part IV - Capital Gains and Losses for Tax on Investment Income - Columns e - h

(e) Gross sales price	(f) Depreciation allowed (or allowable)	(g) Cost or other basis plus expense of sale	(h) Gain or (loss) (e) plus (f) minus (g)
31,421		32,453	-1,032
3,438		2,570	868
10,744		8,304	2,440
12,893		10,589	2,304
43,827		31,789	12,038
7,200		5,149	2,051
138		106	32
4,404		3,433	971
9,081		11,430	-2,349
10,410		7,911	2,499
18,738		15,696	3,042
6,246		7,241	-995
8,328		8,421	-93
10,123		13,871	-3,748
18,023		21,313	-3,290
3,887		1,866	2,021
13,882		9,585	4,297
24,988		16,094	8,894
7,012		6,734	278
9,213		8,428	785
9,213		8,111	1,102
6,142		6,170	-28
10,940		10,344	596
13,371		12,652	719
17,339		18,020	-681
17,402		12,918	4,484
9,465		12,646	-3,181
59,156		73,404	-14,248
122,278		133,084	-10,806
90,729		84,768	5,961

Form 990PF Part IV - Capital Gains and Losses for Tax on Investment Income - Columns e - h

(e) Gross sales price	(f) Depreciation allowed (or allowable)	(g) Cost or other basis plus expense of sale	(h) Gain or (loss) (e) plus (f) minus (g)
		1,342	-1,342
153,358		172,750	-19,392
159,438		161,573	-2,135
4,804		4,847	-43
320,262		339,480	-19,218
68,083		67,099	984
54,655		50,743	3,912
22,853		24,100	-1,247
76,796		80,643	-3,847
99,504		104,640	-5,136
130,597		139,520	-8,923
60,973		76,280	-15,307
67,552		73,097	-5,545
49,272		55,404	-6,132
5,475		5,609	-134
65,486		64,104	1,382
44,892		50,450	-5,558
31,424		35,126	-3,702
12,570		15,054	-2,484
21,736		20,010	1,726
131,153		129,282	1,871
65,609		64,641	968
86,514		88,550	-2,036
62,564		67,746	-5,182
15,641		16,691	-1,050
149,577		141,960	7,617
50,699		47,320	3,379
10,132		11,544	-1,412
50,658		40,152	10,506
72,308		73,835	-1,527

Form 990PF Part IV - Capital Gains and Losses for Tax on Investment Income - Columns e - h

(e) Gross sales price	(f) Depreciation allowed (or allowable)	(g) Cost or other basis plus expense of sale	(h) Gain or (loss) (e) plus (f) minus (g)
18,515		18,787	-272
25,465		27,890	-2,425
17,815		18,593	-778
60,572		50,743	9,829
34,041		28,928	5,113
27,327		28,928	-1,601
54,418		50,743	3,675
108,293		80,080	28,213
30,999		40,281	-9,282
32,649		33,987	-1,338
28,873		34,152	-5,279
43,608		49,617	-6,009
38,322		43,415	-5,093
16,424		17,328	-904
18,991		20,423	-1,432
28,486		30,681	-2,195
47,477		56,014	-8,537
43,813		37,868	5,945
29,208		30,634	-1,426
25,406		29,209	-3,803
21,604		21,482	122
6,898		10,653	-3,755
24,635		35,748	-11,113
147,480		142,432	5,048
73,452		73,080	372
14,674		11,130	3,544
91,258		80,606	10,652
10,140		9,155	985
67,552		60,454	7,098
32,491		31,174	1,317

Form 990PF Part IV - Capital Gains and Losses for Tax on Investment Income - Columns e - h

(e) Gross sales price	(f) Depreciation allowed (or allowable)	(g) Cost or other basis plus expense of sale	(h) Gain or (loss) (e) plus (f) minus (g)
17,414		15,385	2,029
10,993		9,289	1,704
49,685		46,362	3,323
57,008		65,266	-8,258
		3,860	-3,860
170,083		167,485	2,598
82,462		81,015	1,447
164,923		164,670	253
122,008		121,523	485
25,767		31,755	-5,988
50,461		56,391	-5,930
58,053		64,447	-6,394
50,796		51,436	-640
29,945		20,635	9,310
139,186		143,698	-4,512
21,736		19,182	2,554
29,347		24,922	4,425
4,629		4,740	-111
41,476		39,923	1,553
13,419		11,631	1,788
50,107		41,239	8,868
17,815		16,014	1,801
93,729		84,073	9,656
66,949		57,600	9,349
103,172		75,301	27,871
45,616		33,885	11,731
77,094		84,238	-7,144
69,656		64,531	5,125
58,785		58,730	55
72,779		78,822	-6,043

Form 990PF Part IV - Capital Gains and Losses for Tax on Investment Income - Columns e - h

(e) Gross sales price	(f) Depreciation allowed (or allowable)	(g) Cost or other basis plus expense of sale	(h) Gain or (loss) (e) plus (f) minus (g)
25,424		19,579	5,845
49,900		40,513	9,387
54,303		38,754	15,549
1,449,000		591,618	857,382
676,000		5,748	670,252
1,900,000		127,644	1,772,356
		101	-101
		2,533	-2,533
748			748
1,700			1,700
247			247
		4,067	-4,067
		8,336	-8,336
16,323		15,587	736
33,123		29,980	3,143
29,945		23,766	6,179
52		52	0
211		211	0
234		234	0
40		40	0
38		38	0
325			325
3			3
78			78
6			6
443,466			443,466

Form 990PF Part IV - Capital Gains and Losses for Tax on Investment Income - Columns i - l

Complete only for assets showing gain in column (h) and owned by the foundation on 12/31/69			(l) Gains (Col (h) gain minus col (k), but not less than -0-) or Losses (from col (h))
(i) F M V as of 12/31/69	(j) Adjusted basis as of 12/31/69	(k) Excess of col (i) over col (j), if any	
			879
			133
			-1,011
			494
			792
			-212
			-15,801
			-30,516
			-4,092
			39
			-6,169
			-4,815
			-2,550
			-14,152
			-4,733
			9,784
			-14,664
			2,451
			17,181
			26,066
			8,167
			6,556
			589
			58,028
			38,581
			1,917
			-6,729
			180
			2,184
			-29,942

Form 990PF Part IV - Capital Gains and Losses for Tax on Investment Income - Columns i - l

Complete only for assets showing gain in column (h) and owned by the foundation on 12/31/69			(l) Gains (Col (h) gain minus col (k), but not less than -0-) or Losses (from col (h))
(i) F M V as of 12/31/69	(j) Adjusted basis as of 12/31/69	(k) Excess of col (i) over col (j), if any	
			-9,456
			-9,632
			-16,054
			-15,156
			9,857
			3,139
			4,804
			4,528
			-1,698
			-9,929
			2,809
			6,938
			6,187
			6,007
			461
			-199
			-4,401
			-2,733
			5,687
			4,487
			7,221
			1,050
			2,265
			7,099
			-20,304
			-8,328
			-12,967
			-19,215
			444
			630



Form 990PF Part IV - Capital Gains and Losses for Tax on Investment Income - Columns i - l

Complete only for assets showing gain in column (h) and owned by the foundation on 12/31/69			(l) Gains (Col (h) gain minus col (k), but not less than -0-) or Losses (from col (h))
(i) F M V as of 12/31/69	(j) Adjusted basis as of 12/31/69	(k) Excess of col (i) over col (j), if any	
			-17
			1,861
			3,406
			867
			8,056
			9,061
			5,602
			-129
			-2,670
			-19,612
			-554
			303
			0
			0
			-247
			-1,512
			-1,981
			2,474
			3,219
			4,316
			9,919
			-2,190
			-5,419
			-1,250
			1,167
			2,933
			6,471
			9,488
			5,899
			1,130

Form 990PF Part IV - Capital Gains and Losses for Tax on Investment Income - Columns i - l

Complete only for assets showing gain in column (h) and owned by the foundation on 12/31/69			(l) Gains (Col (h) gain minus col (k), but not less than -0-) or Losses (from col (h))
(i) F M V as of 12/31/69	(j) Adjusted basis as of 12/31/69	(k) Excess of col (i) over col (j), if any	
			-5,709
			-2,694
			18,624
			-1,709
			-1,704
			344
			1,080
			0
			12
			4,176
			1,306
			2,787
			4,565
			2,644
			-6,936
			-7,391
			-158
			-8,961
			-5,256
			-8,389
			3,156
			5,636
			-5,840
			-11,238
			1,033
			136
			61
			451
			2,160
			4,744

Form 990PF Part IV - Capital Gains and Losses for Tax on Investment Income - Columns i - l

Complete only for assets showing gain in column (h) and owned by the foundation on 12/31/69			(l) Gains (Col (h) gain minus col (k), but not less than -0-) or Losses (from col (h))
(i) F M V as of 12/31/69	(j) Adjusted basis as of 12/31/69	(k) Excess of col (i) over col (j), if any	
			4,715
			-4,021
			-10,604
			-15,808
			-13,752
			-23,300
			-386
			-735
			2,935
			6,158
			-15,262
			-17,383
			-14,835
			-54,753
			-22,749
			-8,574
			-31,183
			-11,241
			-5,203
			-5,616
			-25,800
			-5,639
			-10,837
			35
			-3,229
			-9,876
			-9,222
			-6,765
			-7,099
			-16,684

Form 990PF Part IV - Capital Gains and Losses for Tax on Investment Income - Columns i - l

Complete only for assets showing gain in column (h) and owned by the foundation on 12/31/69			(l) Gains (Col (h) gain minus col (k), but not less than -0-) or Losses (from col (h))
(i) F M V as of 12/31/69	(j) Adjusted basis as of 12/31/69	(k) Excess of col (i) over col (j), if any	
			0
			-623
			-500
			-2,003
			-42
			-24,571
			-8,880
			-15,045
			-3,827
			-4,582
			-9,472
			-8,356
			-5,646
			-3,213
			-11,582
			-10,000
			-5,398
			-8,593
			-6,417
			1,469
			39
			7,200
			11,820
			11,049
			-7,546
			-14,951
			1,188
			1,661
			513
			-7,324

Form 990PF Part IV - Capital Gains and Losses for Tax on Investment Income - Columns i - l

Complete only for assets showing gain in column (h) and owned by the foundation on 12/31/69			(l) Gains (Col (h) gain minus col (k), but not less than -0-) or Losses (from col (h))
(i) F M V as of 12/31/69	(j) Adjusted basis as of 12/31/69	(k) Excess of col (i) over col (j), if any	
			-8,981
			-9,847
			-10,734
			-3,366
			-3,681
			-4,388
			4,620
			635
			1,263
			-24,653
			-13,476
			-19,932
			-3,302
			-1,929
			-9,819
			-3,909
			-26,374
			1,445
			2,765
			0
			-7,320
			-4,117
			17,992
			-167
			-9,788
			-8,473
			-7,714
			-8,050
			-10,611
			-6,270

Form 990PF Part IV - Capital Gains and Losses for Tax on Investment Income - Columns i - l

Complete only for assets showing gain in column (h) and owned by the foundation on 12/31/69			(l) Gains (Col (h) gain minus col (k), but not less than -0-) or Losses (from col (h))
(i) F M V as of 12/31/69	(j) Adjusted basis as of 12/31/69	(k) Excess of col (i) over col (j), if any	
			-8,545
			2,062
			2,338
			-1,658
			923
			-4,678
			14,023
			8,115
			3,456
			-3,062
			3,525
			2,054
			2,077
			1,134
			233
			-20,105
			-2,219
			-1,806
			-6,297
			-623
			3,189
			-5,359
			-14,304
			-7,306
			-4,195
			-620
			-15,941
			-8,549
			-18,740
			-2,031

Form 990PF Part IV - Capital Gains and Losses for Tax on Investment Income - Columns i - l

Complete only for assets showing gain in column (h) and owned by the foundation on 12/31/69			(l) Gains (Col (h) gain minus col (k), but not less than -0-) or Losses (from col (h))
(i) F M V as of 12/31/69	(j) Adjusted basis as of 12/31/69	(k) Excess of col (i) over col (j), if any	
			0
			0
			0
			0
			-3,767
			-7,129
			-4,841
			-6,922
			-5,449
			-3,155
			-17,253
			-12,368
			-7,633
			-15,551
			-1,051
			-59,444
			12,743
			13,673
			6,075
			1,956
			5,219
			-5,148
			-1,690
			-5,104
			-4,066
			-3,222
			1,433
			8,262
			1,863
			4,028

Form 990PF Part IV - Capital Gains and Losses for Tax on Investment Income - Columns i - l

Complete only for assets showing gain in column (h) and owned by the foundation on 12/31/69			(l) Gains (Col (h) gain minus col (k), but not less than -0-) or Losses (from col (h))
(i) F M V as of 12/31/69	(j) Adjusted basis as of 12/31/69	(k) Excess of col (i) over col (j), if any	
			533
			46
			-6,124
			-1,578
			-2,193
			-400
			3,662
			16,597
			-1,080
			452
			0
			-3,189
			0
			-214
			-5,620
			-2,059
			-2,525
			1,556
			-938
			-10,594
			-4,536
			858
			-1,070
			-4,710
			-85
			-3,146
			-16,362
			-13,108
			-2,327
			5,672



Form 990PF Part IV - Capital Gains and Losses for Tax on Investment Income - Columns i - l

Complete only for assets showing gain in column (h) and owned by the foundation on 12/31/69			(l) Gains (Col (h) gain minus col (k), but not less than -0-) or Losses (from col (h))
(i) F M V as of 12/31/69	(j) Adjusted basis as of 12/31/69	(k) Excess of col (i) over col (j), if any	
			-420
			-169
			197
			-1,737
			-8,063
			5,357
			3,716
			3,879
			753
			365
			3,640
			730
			1,984
			6,356
			-1,212
			-2,606
			1,036
			558
			5,415
			-897
			-4,506
			3,667
			234
			1,323
			-1,822
			1,291
			-5,148
			3,903
			7,376
			6,073

Form 990PF Part IV - Capital Gains and Losses for Tax on Investment Income - Columns i - l

Complete only for assets showing gain in column (h) and owned by the foundation on 12/31/69			(l) Gains (Col (h) gain minus col (k), but not less than -0-) or Losses (from col (h))
(i) F M V as of 12/31/69	(j) Adjusted basis as of 12/31/69	(k) Excess of col (i) over col (j), if any	
			-1,032
			868
			2,440
			2,304
			12,038
			2,051
			32
			971
			-2,349
			2,499
			3,042
			-995
			-93
			-3,748
			-3,290
			2,021
			4,297
			8,894
			278
			785
			1,102
			-28
			596
			719
			-681
			4,484
			-3,181
			-14,248
			-10,806
			5,961

Form 990PF Part IV - Capital Gains and Losses for Tax on Investment Income - Columns i - l

Complete only for assets showing gain in column (h) and owned by the foundation on 12/31/69			(l) Gains (Col (h) gain minus col (k), but not less than -0-) or Losses (from col (h))
(i) F M V as of 12/31/69	(j) Adjusted basis as of 12/31/69	(k) Excess of col (i) over col (j), if any	
			-1,342
			-19,392
			-2,135
			-43
			-19,218
			984
			3,912
			-1,247
			-3,847
			-5,136
			-8,923
			-15,307
			-5,545
			-6,132
			-134
			1,382
			-5,558
			-3,702
			-2,484
			1,726
			1,871
			968
			-2,036
			-5,182
			-1,050
			7,617
			3,379
			-1,412
			10,506
			-1,527

Form 990PF Part IV - Capital Gains and Losses for Tax on Investment Income - Columns i - l

Complete only for assets showing gain in column (h) and owned by the foundation on 12/31/69			(l) Gains (Col (h) gain minus col (k), but not less than -0-) or Losses (from col (h))
(i) F M V as of 12/31/69	(j) Adjusted basis as of 12/31/69	(k) Excess of col (i) over col (j), if any	
			-272
			-2,425
			-778
			9,829
			5,113
			-1,601
			3,675
			28,213
			-9,282
			-1,338
			-5,279
			-6,009
			-5,093
			-904
			-1,432
			-2,195
			-8,537
			5,945
			-1,426
			-3,803
			122
			-3,755
			-11,113
			5,048
			372
			3,544
			10,652
			985
			7,098
			1,317

Form 990PF Part IV - Capital Gains and Losses for Tax on Investment Income - Columns i - l

Complete only for assets showing gain in column (h) and owned by the foundation on 12/31/69			(l) Gains (Col (h) gain minus col (k), but not less than -0-) or Losses (from col (h))
(i) F M V as of 12/31/69	(j) Adjusted basis as of 12/31/69	(k) Excess of col (i) over col (j), if any	
			2,029
			1,704
			3,323
			-8,258
			-3,860
			2,598
			1,447
			253
			485
			-5,988
			-5,930
			-6,394
			-640
			9,310
			-4,512
			2,554
			4,425
			-111
			1,553
			1,788
			8,868
			1,801
			9,656
			9,349
			27,871
			11,731
			-7,144
			5,125
			55
			-6,043

Form 990PF Part IV - Capital Gains and Losses for Tax on Investment Income - Columns i - l

Complete only for assets showing gain in column (h) and owned by the foundation on 12/31/69			(l) Gains (Col (h) gain minus col (k), but not less than -0-) or Losses (from col (h))
(i) F M V as of 12/31/69	(j) Adjusted basis as of 12/31/69	(k) Excess of col (i) over col (j), if any	
			5,845
			9,387
			15,549
			857,382
			670,252
			1,772,356
			-101
			-2,533
			748
			1,700
			247
			-4,067
			-8,336
			736
			3,143
			6,179
			0
			0
			0
			0
			0
			325
			3
			78
			6
			443,466

**Form 990PF Part XV Line 1a - List any managers of the foundation who have contributed more than 2% of the total contributions received by the foundation before the close of any tax year (but only if they have contributed more than \$5,000).**

ANTHONY W WANG
LULU C WANG

Form 990PF Part XV Line 3 - Grants and Contributions Paid During the Year or Approved for Future Payment


Recipient	If recipient is an individual, show any relationship to any foundation manager or substantial contributor	Foundation status of recipient	Purpose of grant or contribution	Amount
Name and address (home or business)				
<b>a</b> <i>Paid during the year</i>				
AARON DIAMONDS AIDS RESEARCH 455 FIFTH AVENUE NEW YORK,NY 10016	NONE	EXEMPT	GENERAL PROGRAM	6,500
AMERICAN BALLETT THEATER 890 BROADWAY 3RD FLOOR NEW YORK,NY 10003	NONE	EXEMPT	GENERAL PROGRAM	3,000
AMERICAN IRELAND FUND 345 PARK AVE 17TH FLOOR NEW YORK,NY 10154	NONE	EXEMPT	GENERAL PROGRAM	2,000
AMERICAN RED CROSS 2025 E STREET NW WASHINGTON,DC 20006	NONE	EXEMPT	GENERAL PROGRAM	24,050
APEX 80 MAIDEN LANE SUITE 1102 NEW YORK,NY 11038	NONE	EXEMPT	GENERAL PROGRAM	5,000
ARCHIVES OF AMERICAN ART PO BOX 17174 BALTIMORE,MD 21203	NONE	EXEMPT	GENERAL PROGRAM	7,500
ASIA SOCIETY 725 PARK AVENUE NEW YORK,NY 10021	NONE	EXEMPT	GENERAL PROGRAM	391,600
ASIAN PERFORMING ARTS COUNCIL 451 WEST JAMISON PLACE LITTLETON,CO 80120	NONE	EXEMPT	GENERAL PROGRAM	4,200
AUDUBON SOCIETY 200 TRILLIUM LANE ALBANY,NY 12203	NONE	EXEMPT	GENERAL PROGRAM	300
CHINATOWN HEALTH CLINIC FOUNDATION 268 CANAL STREET 6TH FLOOR NEW YORK,NY 10013	NONE	EXEMPT	GENERAL PROGRAM	35,000
COLD SPRING HARBOR FUND FIRE DEPT 2 MAIN STREET COLD SPRING HARBOR,NY 11724	NONE	EXEMPT	GENERAL PROGRAM	100
COLONIAL WILLIAMSBURG FOUNDATION PO BOX 1776 WILLIAMSBURG,VA 23187	NONE	EXEMPT	GENERAL PROGRAM	7,500
COLUMBIA UNIVERSITY - BUSINESS SCHOOL 3022 BROADWAY NEW YORK,NY 10027	NONE	EXEMPT	GENERAL PROGRAM	548,500
COMMITTEE OF 100 677 FIFTH AVENUE 5TH FLOOR NEW YORK,NY 10022	NONE	EXEMPT	GENERAL PROGRAM	64,977
COMMUNITY IMPACT 105 EARL HALL MAIL CODE 2010 COLUMBIA UNIVERSITY NEW YORK,NY 10027	NONE	EXEMPT	GENERAL PROGRAM	9,525



Form 990PF Part XV Line 3 - Grants and Contributions Paid During the Year or Approved for Future Payment

Recipient	If recipient is an individual, show any relationship to any foundation manager or substantial contributor	Foundation status of recipient	Purpose of grant or contribution	Amount
Name and address (home or business)				
<b>a</b> <i>Paid during the year</i>				
EAST SIDE HOUSE SETTLEMENT 337 ALEXANDER AVENUE BRONX,NY 10454	NONE	EXEMPT	GENERAL PROGRAM	1,850
EDUCATION FUND OF THE WOMEN'S FORUM 6 EAST 39TH STREET NEW YORK,NY 10016	NONE	EXEMPT	GENERAL PROGRAM	5,000
EMPIRE STATE RELIEF FUND P O BOX 3750 NEW YORK,NY 10163	NONE	EXEMPT	GENERAL PROGRAM	5,000
FACING HISTORY AND OURSELVES 16 HURD ROAD BROOKLINE,MA 02445	NONE	EXEMPT	GENERAL PROGRAM	5,000
FAMILY RESEARCH FOUNDATION 2001 ROUTE 46 SUITE 310 PARSIPPANY,NJ 07054	NONE	EXEMPT	GENERAL PROGRAM	4,200
FIT FOUNDATION 7TH AVE AT 27TH STREET NEW YORK,NY 100015992	NONE	EXEMPT	GENERAL PROGRAM	5,000
HARLEM CHILDERNS ZONE 35 EAST 125TH STREET NEW YORK,NY 10035	NONE	EXEMPT	GENERAL PROGRAM	3,000
METROPOLITAN MUSEUM OF ART 1000 FIFTH AVENUE NEW YORK,NY 10028	NONE	EXEMPT	GENERAL PROGRAM	536,546
MUSEUM OF CHINESE IN AMERICA 70 MULBERRY ST NEW YORK,NY 10013	NONE	EXEMPT	GENERAL PROGRAM	48,000
NAMI - NYC METRO 505 EIGHTH AVENUE SUITE 1103 NEW YORK,NY 10018	NONE	EXEMPT	GENERAL PROGRAM	500
NASSAU COUNTY SPORTS COMMISSION 1055 STEWART AVE BETHPAGE,NY 11714	NONE	EXEMPT	GENERAL PROGRAM	10,000
NATIONAL COUNCIL FOR RESEARCH ON WOMEN 11 HANOVER SQUARE 24TH FLOOR NEW YORK,NY 10005	NONE	EXEMPT	GENERAL PROGRAM	2,000
NATIONAL SEPTEMBER 11 MEMORIAL & MUSEUM ONE LIBERTY PLAZA 20TH FLOOR NEW YORK,NY 10006	NONE	EXEMPT	GENERAL PROGRAM	10,000
NEW YORK PHILHARMONIC AVERY FISHER HALL 10 LINCOLN PLAZA NEW YORK,NY 10023	NONE	EXEMPT	GENERAL PROGRAM	4,600
NEW YORK PUBLIC LIBRARY FIFTH AVEUNE AND 42ND ST NEW YORK,NY 10018	NONE	EXEMPT	GENERAL PROGRAM	1,380

Form 990PF Part XV Line 3 - Grants and Contributions Paid During the Year or Approved for Future Payment

Recipient	If recipient is an individual, show any relationship to any foundation manager or substantial contributor	Foundation status of recipient	Purpose of grant or contribution	Amount
Name and address (home or business)				
<b>a</b> <i>Paid during the year</i>				
NEW YORK PUBLIC RADIO 160 VARICK STREET NEW YORK, NY 10013	NONE	EXEMPT	GENERAL PROGRAM	369,000
OVER CANCER NATIONAL ALLIANCE 901 E STREET NW SUITE 405 WASHINGTON, DC 20004	NONE	EXEMPT	GENERAL PROGRAM	5,000
ROCKEFELLER UNIVERSITY 1230 YORK AVENUE NEW YORK, NY 10021	NONE	EXEMPT	GENERAL PROGRAM, LIST TOTAL 370000	425,000
RUSH PHILANTHROPIC ARTS FOUNDATION 512 SEVENTH AVE 43RD FLOOR NEW YORK, NY 10018	NONE	EXEMPT	GENERAL PROGRAM	3,000
SALLY CHAPMAN FUND - BARNARD COLLEGE 3009 BROADWAY NEW YORK, NY 10027	NONE	EXEMPT	GENERAL PROGRAM	1,000
THE HECKSHER MUSEUM OF ART 2 PRIME AVENUE HUNTINGTON, NY 11743	NONE	EXEMPT	GENERAL PROGRAM	10,000
THE OLANA PARTNERSHIP P O BOX 199 HUDSON, NY 125340199	NONE	EXEMPT	GENERAL PROGRAM	47,800
WINTERTHUR WINTERTHUR MUSEUM COUNTRY ESTATE WINTERTHUR, DE 19735	NONE	EXEMPT	GENERAL PROGRAM	7,500
WOMEN CORPORATE DIRECTORS EDUCATION AND FOUNDATION INC 17 EAST 89TH STREET SUITE 7D NEW YORK, NY 10128	NONE	EXEMPT	GENERAL PROGRAM	20,000
WOMEN'S FORUM EDUCATION FUND 55 WEST 39TH STREET SUITE 12N NEW YORK, NY 10018	NONE	EXEMPT	GENERAL PROGRAM	2,000
YALE UNIVERSITY PO BOX 208271 NEW HAVEN, CT 06520	NONE	EXEMPT	GENERAL PROGRAM	3,000,000
<b>Total . . . . .</b>  <b>3a</b>				5,642,128

Form **4562**

Department of the Treasury  
Internal Revenue Service (99)

Depreciation and Amortization  
(Including Information on Listed Property)

▶ See separate instructions.    ▶ Attach to your tax return.

OMB No 1545-0172

**2012**

Attachment  
Sequence No **179**

Name(s) shown on return  
THE SHORELAND FOUNDATION

Business or activity to which this form relates  
FORM 990-PF PAGE 1

**Identifying number**  
  
11-3241828

**Part I**

**Election To Expense Certain Property Under Section 179**  
*Note: If you have any listed property, complete Part V before you complete Part I.*

<b>1</b> Maximum amount (see instructions) . . . . .	<b>1</b>	500,000
<b>2</b> Total cost of section 179 property placed in service (see instructions) . . . . .	<b>2</b>	
<b>3</b> Threshold cost of section 179 property before reduction in limitation (see instructions) . . . . .	<b>3</b>	2,000,000
<b>4</b> Reduction in limitation Subtract line 3 from line 2 If zero or less, enter -0- . . . . .	<b>4</b>	
<b>5</b> Dollar limitation for tax year Subtract line 4 from line 1 If zero or less, enter -0- If married filing separately, see instructions . . . . .	<b>5</b>	

<b>6</b>	<b>(a)</b> Description of property	<b>(b)</b> Cost (business use only)	<b>(c)</b> Elected cost	
<b>6</b>				
<b>7</b>	Listed property Enter the amount from line 29 . . . . .	<b>7</b>		
<b>8</b>	Total elected cost of section 179 property Add amounts in column (c), lines 6 and 7 . . . . .	<b>8</b>		
<b>9</b>	Tentative deduction Enter the smaller of line 5 or line 8 . . . . .	<b>9</b>		
<b>10</b>	Carryover of disallowed deduction from line 13 of your 2011 Form 4562 . . . . .	<b>10</b>		
<b>11</b>	Business income limitation Enter the smaller of business income (not less than zero) or line 5 (see instructions) . . . . .	<b>11</b>		
<b>12</b>	Section 179 expense deduction Add lines 9 and 10, but do not enter more than line 11 . . . . .	<b>12</b>		
<b>13</b>	Carryover of disallowed deduction to 2013 Add lines 9 and 10, less line 12 .▶	<b>13</b>		

**Note:** Do not use Part II or Part III below for listed property. Instead, use Part V.

**Part II**

**Special Depreciation Allowance and Other Depreciation (Do not include listed property )** (See instructions )

<b>14</b> Special depreciation allowance for qualified property (other than listed property) placed in service during the tax year (see instructions) . . . . .	<b>14</b>	
<b>15</b> Property subject to section 168(f)(1) election . . . . .	<b>15</b>	
<b>16</b> Other depreciation (including ACRS) . . . . .	<b>16</b>	

**Part III**

**MACRS Depreciation (Do not include listed property.)** (See instructions.)

Section A		
<b>17</b> MACRS deductions for assets placed in service in tax years beginning before 2012 . . . . .	<b>17</b>	
<b>18</b> If you are electing to group any assets placed in service during the tax year into one or more general asset accounts, check here . . . . . ▶ <input type="checkbox"/>		

**Section B—Assets Placed in Service During 2012 Tax Year Using the General Depreciation System**

<b>(a)</b> Classification of property	<b>(b)</b> Month and year placed in service	<b>(c)</b> Basis for depreciation (business/investment use only—see instructions)	<b>(d)</b> Recovery period	<b>(e)</b> Convention	<b>(f)</b> Method	<b>(g)</b> Depreciation deduction
<b>19a</b> 3-year property						
<b>b</b> 5-year property						
<b>c</b> 7-year property						
<b>d</b> 10-year property						
<b>e</b> 15-year property						
<b>f</b> 20-year property						
<b>g</b> 25-year property			25 yrs		S/L	
<b>h</b> Residential rental property			27 5 yrs	MM	S/L	
			27 5 yrs	MM	S/L	
<b>i</b> Nonresidential real property			39 yrs	MM	S/L	
				MM	S/L	

**Section C—Assets Placed in Service During 2012 Tax Year Using the Alternative Depreciation System**

<b>20a</b> Class life					S/L	
<b>b</b> 12-year			12 yrs		S/L	
<b>c</b> 40-year			40 yrs	MM	S/L	

**Part IV**

**Summary** (see instructions)

<b>21</b> Listed property Enter amount from line 28 . . . . .	<b>21</b>	
<b>22 Total.</b> Add amounts from line 12, lines 14 through 17, lines 19 and 20 in column (g), and line 21 Enter here and on the appropriate lines of your return Partnerships and S corporations—see instructions . . . . .	<b>22</b>	0
<b>23</b> For assets shown above and placed in service during the current year, enter the portion of the basis attributable to section 263A costs . . . . .	<b>23</b>	

Part V

Listed Property (Include automobiles, certain other vehicles, certain computers, and property used for entertainment, recreation, or amusement.)  
**Note:** For any vehicle for which you are using the standard mileage rate or deducting lease expense, complete **only** 24a, 24b, columns (a) through (c) of Section A, all of Section B, and Section C if applicable.

Section A—Depreciation and Other Information (Caution: See the instructions for limits for passenger automobiles.)

24a Do you have evidence to support the business/investment use claimed? <input type="checkbox"/> Yes <input type="checkbox"/> No						24b If "Yes," is the evidence written? <input type="checkbox"/> Yes <input type="checkbox"/> No		
(a) Type of property (list vehicles first)	(b) Date placed in service	(c) Business/ investment use percentage	(d) Cost or other basis	(e) Basis for depreciation (business/investment use only)	(f) Recovery period	(g) Method/ Convention	(h) Depreciation/ deduction	(i) Elected section 179 cost
25Special depreciation allowance for qualified listed property placed in service during the tax year and used more than 50% in a qualified business use (see instructions)							25	
26 Property used more than 50% in a qualified business use								
		%						
		%						
		%						
27 Property used 50% or less in a qualified business use								
		%				S/L -		
		%				S/L -		
		%				S/L -		
28 Add amounts in column (h), lines 25 through 27 Enter here and on line 21, page 1						28		
29 Add amounts in column (i), line 26 Enter here and on line 7, page 1							29	

Section B—Information on Use of Vehicles

Complete this section for vehicles used by a sole proprietor, partner, or other "more than 5% owner," or related person  
If you provided vehicles to your employees, first answer the questions in Section C to see if you meet an exception to completing this section for those vehicles

30 Total business/investment miles driven during the year ( <b>do not</b> include commuting miles)	(a) Vehicle 1		(b) Vehicle 2		(c) Vehicle 3		(d) Vehicle 4		(e) Vehicle 5		(f) Vehicle 6	
31 Total commuting miles driven during the year												
32 Total other personal(noncommuting) miles driven												
33 Total miles driven during the year Add lines 30 through 32												
34 Was the vehicle available for personal use during off-duty hours?	Yes	No	Yes	No	Yes	No	Yes	No	Yes	No	Yes	No
35 Was the vehicle used primarily by a more than 5% owner or related person?												
36 Is another vehicle available for personal use?												

Section C—Questions for Employers Who Provide Vehicles for Use by Their Employees

Answer these questions to determine if you meet an exception to completing Section B for vehicles used by employees who **are not** more than 5% owners or related persons (see instructions)

37 Do you maintain a written policy statement that prohibits all personal use of vehicles, including commuting, by your employees?	Yes	No
38 Do you maintain a written policy statement that prohibits personal use of vehicles, except commuting, by your employees? See the instructions for vehicles used by corporate officers, directors, or 1% or more owners		
39 Do you treat all use of vehicles by employees as personal use?		
40 Do you provide more than five vehicles to your employees, obtain information from your employees about the use of vehicles, and retain the information received?		
41 Do you meet the requirements concerning qualified automobile demonstration use? (See instructions )		
<b>Note:</b> If your answer to 37, 38, 39, 40, or 41 is "Yes," do not complete Section B for the covered vehicles		

Part VI Amortization

(a) Description of costs	(b) Date amortization begins	(c) Amortizable amount	(d) Code section	(e) Amortization period or percentage	(f) Amortization for this year
42 Amortization of costs that begins during your 2012 tax year (see instructions)					
43 Amortization of costs that began before your 2012 tax year				43	980
44 <b>Total.</b> Add amounts in column (f) See the instructions for where to report				44	980

## TY 2012 Accounting Fees Schedule

**Name:** THE SHORELAND FOUNDATION

**EIN:** 11-3241828

Category	Amount	Net Investment Income	Adjusted Net Income	Disbursements for Charitable Purposes
PROFESSIONAL FEES	31,246	6,249	0	24,997

**Note:** To capture the full content of this document, please select landscape mode (11" x 8.5") when printing.

**TY 2012 Amortization Schedule**

**Name:** THE SHORELAND FOUNDATION

**EIN:** 11-3241828

Description of Amortized Expenses	Date Acquired, Completed, or Expended	Amount Amortized	Deduction for Prior Years	Amortization Method	Current Year Amortization	Net Investment Income	Adjusted Net Income	Total Amount of Amortization
COMPUTER SOFTWARE	2010-11-12	2,940	1,143	36 0000000000000	980	0	980	2,123

**TY 2012 Investments Corporate  
Stock Schedule****Name:** THE SHORELAND FOUNDATION**EIN:** 11-3241828

Name of Stock	End of Year Book Value	End of Year Fair Market Value
CORPORATE STOCK	9,304,254	10,368,395

**TY 2012 Investments Government  
Obligations Schedule****Name:** THE SHORELAND FOUNDATION**EIN:** 11-3241828**US Government Securities - End of  
Year Book Value:**

2,339,597

**US Government Securities - End of  
Year Fair Market Value:**

2,835,525

**State & Local Government  
Securities - End of Year Book  
Value:**

0

**State & Local Government  
Securities - End of Year Fair  
Market Value:**

0



## TY 2012 Investments - Other Schedule

**Name:** THE SHORELAND FOUNDATION

**EIN:** 11-3241828

Category/ Item	Listed at Cost or FMV	Book Value	End of Year Fair Market Value
LONGLEAF	AT COST	3,654,657	3,304,298
HARBOR FUND	AT COST	3,251,743	4,169,667
PRUDENTIAL	AT COST	764,775	682,303

**TY 2012 Land, Etc. Schedule**

**Name:** THE SHORELAND FOUNDATION

**EIN:** 11-3241828

Category / Item	Cost / Other Basis	Accumulated Depreciation	Book Value	End of Year Fair Market Value
COMPUTER SOFTWARE	2,940	2,123	817	

**TY 2012 Other Assets Schedule**

**Name:** THE SHORELAND FOUNDATION

**EIN:** 11-3241828

Description	Beginning of Year - Book Value	End of Year - Book Value	End of Year - Fair Market Value
DONATED AUTOS	2,542,098	1,517,088	8,150,000

**TY 2012 Other Expenses Schedule****Name:** THE SHORELAND FOUNDATION**EIN:** 11-3241828

Description	Revenue and Expenses per Books	Net Investment Income	Adjusted Net Income	Disbursements for Charitable Purposes
FILING FEES	750	0	0	750
INVESTMENT EXPENSE	116	116	0	0
MISCELLANEOUS EXPENSE	30,392	34	0	30,358
KKR FINANCIAL EXPENSES	18,051	18,051	0	0
THE CARLYLE GROUP LP	60	60	0	0
THE BLACKSTONE GROUP LP	15	15	0	0
AMORTIZATION	980	0		0

**TY 2012 Other Income Schedule****Name:** THE SHORELAND FOUNDATION**EIN:** 11-3241828

Description	Revenue And Expenses Per Books	Net Investment Income	Adjusted Net Income
OTHER TAXABLE INCOME	1,315	1,315	
KKR FINANCIAL HOLDINGS, LLC	14,754	14,754	
BLACKSTONE GROUP LP	37	37	
THE CARLYLE GROUP LP	1	1	

**TY 2012 Other Liabilities Schedule****Name:** THE SHORELAND FOUNDATION**EIN:** 11-3241828

Description	Beginning of Year - Book Value	End of Year - Book Value
JPMS-MARGIN	8,496,329	0
LINE OF CREDIT	0	3,000,000

**TY 2012 Taxes Schedule****Name:** THE SHORELAND FOUNDATION**EIN:** 11-3241828

Category	Amount	Net Investment Income	Adjusted Net Income	Disbursements for Charitable Purposes
FOREIGN TAX	214	214	0	0
EXCISE TAX	210,000	210,000	0	0