



See a Social Security Number? Say Something!
Report Privacy Problems to <https://public.resource.org/privacy>
Or call the IRS Identity Theft Hotline at 1-800-908-4490



Form 990-PF

Return of Private Foundation or Section 4947(a)(1) Nonexempt Charitable Trust Treated as a Private Foundation

OMB No 1545-0052

2011

Department of the Treasury Internal Revenue Service

Note. The foundation may be able to use a copy of this return to satisfy state reporting requirements

For calendar year 2011, or tax year beginning 12-01-2011, and ending 11-30-2012

Check all that apply: Initial return, Amended return, Initial return of a former public charity, Address change, Final return, Name change

Name of foundation: KAUL FOUNDATION; Employer identification number: 54-6244744; Telephone number; City: Tampa, FL 33607; Organization type: Section 501(c)(3) exempt private foundation; Fair market value: \$7,685,170; Accounting method: Cash

Part I Analysis of Revenue and Expenses (The total of amounts in columns (b), (c), and (d) may not necessarily equal the amounts in column (a) (see page 11 of the instructions))

Table with 5 columns: (a) Revenue and expenses per books, (b) Net investment income, (c) Adjusted net income, (d) Disbursements for charitable purposes. Rows include Revenue (1-12) and Operating and Administrative Expenses (13-26), leading to Excess of revenue over expenses and disbursements (-212,477) and Adjusted net income (0).

Attached schedules and amounts in the description column should be for end-of-year amounts only (See instructions)

Part II Balance Sheets		Beginning of year		End of year	
		(a) Book Value	(b) Book Value	(c) Fair Market Value	
Assets	1 Cash—non-interest-bearing				
	2 Savings and temporary cash investments	272,831	220,742	220,742	
	3 Accounts receivable ▶ _____ Less allowance for doubtful accounts ▶ _____				
	4 Pledges receivable ▶ _____ Less allowance for doubtful accounts ▶ _____				
	5 Grants receivable				
	6 Receivables due from officers, directors, trustees, and other disqualified persons (attach schedule) (see page 15 of the instructions)				
	7 Other notes and loans receivable (attach schedule) ▶ _____ Less allowance for doubtful accounts ▶ _____				
	8 Inventories for sale or use				
	9 Prepaid expenses and deferred charges	6,231			
	10a Investments—U S and state government obligations (attach schedule)				
	b Investments—corporate stock (attach schedule)	4,951,504 <input checked="" type="checkbox"/>	5,598,641	5,598,641	
	c Investments—corporate bonds (attach schedule)	1,841,003 <input checked="" type="checkbox"/>	1,865,787	1,865,787	
	11 Investments—land, buildings, and equipment basis ▶ _____ Less accumulated depreciation (attach schedule) ▶ _____				
	12 Investments—mortgage loans				
	13 Investments—other (attach schedule)				
	14 Land, buildings, and equipment basis ▶ _____ Less accumulated depreciation (attach schedule) ▶ _____				
15 Other assets (describe ▶ _____)					
16 Total assets (to be completed by all filers—see the instructions Also, see page 1, item I)	7,071,569	7,685,170	7,685,170		
Liabilities	17 Accounts payable and accrued expenses				
	18 Grants payable				
	19 Deferred revenue		826,078		
	20 Loans from officers, directors, trustees, and other disqualified persons				
	21 Mortgages and other notes payable (attach schedule)				
	22 Other liabilities (describe ▶ _____)				
23 Total liabilities (add lines 17 through 22)	0	826,078			
Net Assets or Fund Balances	Foundations that follow SFAS 117, check here <input type="checkbox"/> and complete lines 24 through 26 and lines 30 and 31.				
	24 Unrestricted				
	25 Temporarily restricted				
	26 Permanently restricted				
	Foundations that do not follow SFAS 117, check here <input checked="" type="checkbox"/> and complete lines 27 through 31.				
	27 Capital stock, trust principal, or current funds	7,071,569	6,859,092		
	28 Paid-in or capital surplus, or land, bldg, and equipment fund				
29 Retained earnings, accumulated income, endowment, or other funds					
30 Total net assets or fund balances (see page 17 of the instructions)	7,071,569	6,859,092			
31 Total liabilities and net assets/fund balances (see page 17 of the instructions)	7,071,569	7,685,170			

Part III Analysis of Changes in Net Assets or Fund Balances

1	Total net assets or fund balances at beginning of year—Part II, column (a), line 30 (must agree with end-of-year figure reported on prior year's return)	1	7,071,569
2	Enter amount from Part I, line 27a	2	-212,477
3	Other increases not included in line 2 (itemize) ▶ _____	3	
4	Add lines 1, 2, and 3	4	6,859,092
5	Decreases not included in line 2 (itemize) ▶ _____	5	
6	Total net assets or fund balances at end of year (line 4 minus line 5)—Part II, column (b), line 30	6	6,859,092

Part IV Capital Gains and Losses for Tax on Investment Income

(a) List and describe the kind(s) of property sold (e.g., real estate, 2-story brick warehouse, or common stock, 200 shs MLC Co)		(b) How acquired P—Purchase D—Donation	(c) Date acquired (mo, day, yr)	(d) Date sold (mo, day, yr)
1 a	Public Securities	P	2010-11-30	2012-11-30
b				
c				
d				
e				

(e) Gross sales price	(f) Depreciation allowed (or allowable)	(g) Cost or other basis plus expense of sale	(h) Gain or (loss) (e) plus (f) minus (g)
a 1,828,836		1,824,243	4,593
b			
c			
d			
e			

Complete only for assets showing gain in column (h) and owned by the foundation on 12/31/69			(l) Gains (Col (h) gain minus col (k), but not less than -0-) or Losses (from col (h))
(i) FMV as of 12/31/69	(j) Adjusted basis as of 12/31/69	(k) Excess of col (i) over col (j), if any	
a			4,593
b			
c			
d			
e			

2	Capital gain net income or (net capital loss)	{ If gain, also enter in Part I, line 7 If (loss), enter -0- in Part I, line 7 }	2	4,593
3	Net short-term capital gain or (loss) as defined in sections 1222(5) and (6) If gain, also enter in Part I, line 8, column (c) (see pages 13 and 17 of the instructions) If (loss), enter -0- in Part I, line 8		}	3

Part V Qualification Under Section 4940(e) for Reduced Tax on Net Investment Income

(For optional use by domestic private foundations subject to the section 4940(a) tax on net investment income)

If section 4940(d)(2) applies, leave this part blank

Was the foundation liable for the section 4942 tax on the distributable amount of any year in the base period? Yes No
 If "Yes," the foundation does not qualify under section 4940(e) Do not complete this part

1 Enter the appropriate amount in each column for each year, see page 18 of the instructions before making any entries

(a) Base period years Calendar year (or tax year beginning in)	(b) Adjusted qualifying distributions	(c) Net value of noncharitable-use assets	(d) Distribution ratio (col (b) divided by col (c))
2010	485,000	7,841,392	0.061851
2009	490,000	7,677,548	0.063822
2008	413,000	6,858,335	0.060219
2007	478,100	8,644,269	0.055308
2006	454,000	9,730,902	0.046655

2	Total of line 1, column (d).	2	0.287856
3	Average distribution ratio for the 5-year base period—divide the total on line 2 by 5, or by the number of years the foundation has been in existence if less than 5 years	3	0.057571
4	Enter the net value of noncharitable-use assets for 2011 from Part X, line 5.	4	7,448,958
5	Multiply line 4 by line 3.	5	428,844
6	Enter 1% of net investment income (1% of Part I, line 27b).	6	1,588
7	Add lines 5 and 6.	7	430,432
8	Enter qualifying distributions from Part XII, line 4.	8	355,000

If line 8 is equal to or greater than line 7, check the box in Part VI, line 1b, and complete that part using a 1% tax rate. See the Part VI instructions on page 18.

Part VI Excise Tax Based on Investment Income (Section 4940(a), 4940(b), 4940(e), or 4948—see page 18 of the instructions)

1a	Exempt operating foundations described in section 4940(d)(2), check here <input type="checkbox"/> and enter "N/A" on line 1 Date of ruling or determination letter _____ (attach copy of letter if necessary—see instructions)		
b	Domestic foundations that meet the section 4940(e) requirements in Part V, check here <input type="checkbox"/> and enter 1% of Part I, line 27b	1	3,175
c	All other domestic foundations enter 2% of line 27b Exempt foreign organizations enter 4% of Part I, line 12, col (b)		
2	Tax under section 511 (domestic section 4947(a)(1) trusts and taxable foundations only Others enter -0-)	2	0
3	Add lines 1 and 2.	3	3,175
4	Subtitle A (income) tax (domestic section 4947(a)(1) trusts and taxable foundations only Others enter -0-)	4	0
5	Tax based on investment income. Subtract line 4 from line 3 If zero or less, enter -0-	5	3,175
6	Credits/Payments		
a	2011 estimated tax payments and 2010 overpayment credited to 2011	6a	
b	Exempt foreign organizations—tax withheld at source	6b	
c	Tax paid with application for extension of time to file (Form 8868)	6c	
d	Backup withholding erroneously withheld	6d	
7	Total credits and payments Add lines 6a through 6d.	7	
8	Enter any penalty for underpayment of estimated tax Check here <input type="checkbox"/> if Form 2220 is attached	8	
9	Tax due. If the total of lines 5 and 8 is more than line 7, enter amount owed	9	3,175
10	Overpayment. If line 7 is more than the total of lines 5 and 8, enter the amount overpaid	10	
11	Enter the amount of line 10 to be Credited to 2012 estimated tax <input type="checkbox"/> Refunded <input type="checkbox"/>	11	

Part VII-A Statements Regarding Activities

	Yes	No
1a During the tax year, did the foundation attempt to influence any national, state, or local legislation or did it participate or intervene in any political campaign?		No
b Did it spend more than \$100 during the year (either directly or indirectly) for political purposes (see page 19 of the instructions for definition)? <i>If the answer is "Yes" to 1a or 1b, attach a detailed description of the activities and copies of any materials published or distributed by the foundation in connection with the activities.</i>		No
c Did the foundation file Form 1120-POL for this year?		No
d Enter the amount (if any) of tax on political expenditures (section 4955) imposed during the year (1) On the foundation <input type="checkbox"/> \$ _____ (2) On foundation managers <input type="checkbox"/> \$ _____		
e Enter the reimbursement (if any) paid by the foundation during the year for political expenditure tax imposed on foundation managers <input type="checkbox"/> \$ _____		
2 Has the foundation engaged in any activities that have not previously been reported to the IRS? <i>If "Yes," attach a detailed description of the activities.</i>		No
3 Has the foundation made any changes, not previously reported to the IRS, in its governing instrument, articles of incorporation, or bylaws, or other similar instruments? <i>If "Yes," attach a conformed copy of the changes</i>		No
4a Did the foundation have unrelated business gross income of \$1,000 or more during the year?		No
b If "Yes," has it filed a tax return on Form 990-T for this year?		
5 Was there a liquidation, termination, dissolution, or substantial contraction during the year? <i>If "Yes," attach the statement required by General Instruction T.</i>		No
6 Are the requirements of section 508(e) (relating to sections 4941 through 4945) satisfied either ● By language in the governing instrument, or ● By state legislation that effectively amends the governing instrument so that no mandatory directions that conflict with the state law remain in the governing instrument?	Yes	
7 Did the foundation have at least \$5,000 in assets at any time during the year? <i>If "Yes," complete Part II, col (c), and Part XV</i>	Yes	
8a Enter the states to which the foundation reports or with which it is registered (see page 19 of the instructions) <input type="checkbox"/> FL <input type="checkbox"/> VA _____		
b If the answer is "Yes" to line 7, has the foundation furnished a copy of Form 990-PF to the Attorney General (or designate) of each state as required by General Instruction G? <i>If "No," attach explanation .</i>	Yes	
9 Is the foundation claiming status as a private operating foundation within the meaning of section 4942(j)(3) or 4942(j)(5) for calendar year 2011 or the taxable year beginning in 2011 (see instructions for Part XIV on page 27)? <i>If "Yes," complete Part XIV</i>		No
10 Did any persons become substantial contributors during the tax year? <i>If "Yes," attach a schedule listing their names and addresses</i>		No

Part VII-A Statements Regarding Activities (continued)

11 At any time during the year, did the foundation, directly or indirectly, own a controlled entity within the meaning of section 512(b)(13)? If "Yes," attach schedule (see page 20 of the instructions).	11		No
12 Did the foundation acquire a direct or indirect interest in any applicable insurance contract before August 17, 2008?	12		No
13 Did the foundation comply with the public inspection requirements for its annual returns and exemption application? Website address ▶ _____	13	Yes	
14 The books are in care of ▶ <u>VICTOR HOLCOMB</u> Telephone no ▶ <u>(813) 258-5835</u> Located at ▶ <u>3203 W Cypress St Tampa FL</u> ZIP+4 ▶ <u>33607</u>			
15 Section 4947(a)(1) nonexempt charitable trusts filing Form 990-PF in lieu of Form 1041 —Check here ▶ <input type="checkbox"/> and enter the amount of tax-exempt interest received or accrued during the year ▶	15		
16 At any time during calendar year 2011, did the foundation have an interest in or a signature or other authority over a bank, securities, or other financial account in a foreign country?	16	Yes	No
See the instructions for exceptions and filing requirements for Form TD F 90-22 1 If "Yes", enter the name of the foreign country ▶ _____			

Part VII-B Statements Regarding Activities for Which Form 4720 May Be Required

File Form 4720 if any item is checked in the "Yes" column, unless an exception applies.			Yes	No
1a During the year did the foundation (either directly or indirectly)				
(1) Engage in the sale or exchange, or leasing of property with a disqualified person? <input type="checkbox"/> Yes <input checked="" type="checkbox"/> No				
(2) Borrow money from, lend money to, or otherwise extend credit to (or accept it from) a disqualified person? <input type="checkbox"/> Yes <input checked="" type="checkbox"/> No				
(3) Furnish goods, services, or facilities to (or accept them from) a disqualified person? <input type="checkbox"/> Yes <input checked="" type="checkbox"/> No				
(4) Pay compensation to, or pay or reimburse the expenses of, a disqualified person? <input type="checkbox"/> Yes <input checked="" type="checkbox"/> No				
(5) Transfer any income or assets to a disqualified person (or make any of either available for the benefit or use of a disqualified person)? <input type="checkbox"/> Yes <input checked="" type="checkbox"/> No				
(6) Agree to pay money or property to a government official? (Exception. Check "No" if the foundation agreed to make a grant to or to employ the official for a period after termination of government service, if terminating within 90 days). <input type="checkbox"/> Yes <input checked="" type="checkbox"/> No				
b If any answer is "Yes" to 1a(1)–(6), did any of the acts fail to qualify under the exceptions described in Regulations section 53.4941(d)-3 or in a current notice regarding disaster assistance (see page 20 of the instructions)? . . . Organizations relying on a current notice regarding disaster assistance check here. ▶ <input type="checkbox"/>	1b			
c Did the foundation engage in a prior year in any of the acts described in 1a, other than excepted acts, that were not corrected before the first day of the tax year beginning in 2011?	1c			No
2 Taxes on failure to distribute income (section 4942) (does not apply for years the foundation was a private operating foundation defined in section 4942(j)(3) or 4942(j)(5))				
a At the end of tax year 2011, did the foundation have any undistributed income (lines 6d and 6e, Part XIII) for tax year(s) beginning before 2011? <input type="checkbox"/> Yes <input checked="" type="checkbox"/> No If "Yes," list the years ▶ 20____, 20____, 20____, 20____				
b Are there any years listed in 2a for which the foundation is not applying the provisions of section 4942(a)(2) (relating to incorrect valuation of assets) to the year's undistributed income? (If applying section 4942(a)(2) to all years listed, answer "No" and attach statement—see page 20 of the instructions).	2b			
c If the provisions of section 4942(a)(2) are being applied to any of the years listed in 2a, list the years here ▶ 20____, 20____, 20____, 20____				
3a Did the foundation hold more than a 2% direct or indirect interest in any business enterprise at any time during the year? <input type="checkbox"/> Yes <input checked="" type="checkbox"/> No				
b If "Yes," did it have excess business holdings in 2011 as a result of (1) any purchase by the foundation or disqualified persons after May 26, 1969, (2) the lapse of the 5-year period (or longer period approved by the Commissioner under section 4943(c)(7)) to dispose of holdings acquired by gift or bequest, or (3) the lapse of the 10-, 15-, or 20-year first phase holding period? (<i>Use Schedule C, Form 4720, to determine if the foundation had excess business holdings in 2011.</i>)	3b			
4a Did the foundation invest during the year any amount in a manner that would jeopardize its charitable purposes?	4a			No
b Did the foundation make any investment in a prior year (but after December 31, 1969) that could jeopardize its charitable purpose that had not been removed from jeopardy before the first day of the tax year beginning in 2011?	4b			No

Part VII-B Statements Regarding Activities for Which Form 4720 May Be Required (continued)

<p>5a During the year did the foundation pay or incur any amount to</p> <p>(1) Carry on propaganda, or otherwise attempt to influence legislation (section 4945(e))? <input type="checkbox"/> Yes <input checked="" type="checkbox"/> No</p> <p>(2) Influence the outcome of any specific public election (see section 4955), or to carry on, directly or indirectly, any voter registration drive? <input type="checkbox"/> Yes <input checked="" type="checkbox"/> No</p> <p>(3) Provide a grant to an individual for travel, study, or other similar purposes? <input type="checkbox"/> Yes <input checked="" type="checkbox"/> No</p> <p>(4) Provide a grant to an organization other than a charitable, etc., organization described in section 509(a)(1), (2), or (3), or section 4940(d)(2)? (see page 22 of the instructions). . . . <input type="checkbox"/> Yes <input checked="" type="checkbox"/> No</p> <p>(5) Provide for any purpose other than religious, charitable, scientific, literary, or educational purposes, or for the prevention of cruelty to children or animals? <input type="checkbox"/> Yes <input checked="" type="checkbox"/> No</p> <p>b If any answer is "Yes" to 5a(1)–(5), did any of the transactions fail to qualify under the exceptions described in Regulations section 53.4945 or in a current notice regarding disaster assistance (see page 22 of the instructions)? Organizations relying on a current notice regarding disaster assistance check here. <input type="checkbox"/></p> <p>c If the answer is "Yes" to question 5a(4), does the foundation claim exemption from the tax because it maintained expenditure responsibility for the grant? <input type="checkbox"/> Yes <input type="checkbox"/> No If "Yes," attach the statement required by Regulations section 53.4945–5(d).</p> <p>6a Did the foundation, during the year, receive any funds, directly or indirectly, to pay premiums on a personal benefit contract? <input type="checkbox"/> Yes <input checked="" type="checkbox"/> No</p> <p>b Did the foundation, during the year, pay premiums, directly or indirectly, on a personal benefit contract? <input type="checkbox"/> Yes <input checked="" type="checkbox"/> No If "Yes" to 6b, file Form 8870.</p> <p>7a At any time during the tax year, was the foundation a party to a prohibited tax shelter transaction? <input type="checkbox"/> Yes <input checked="" type="checkbox"/> No</p> <p>b If yes, did the foundation receive any proceeds or have any net income attributable to the transaction? <input type="checkbox"/> Yes <input checked="" type="checkbox"/> No</p>	5b	
	6b	No
	7b	

Part VIII Information About Officers, Directors, Trustees, Foundation Managers, Highly Paid Employees, and Contractors

1 List all officers, directors, trustees, foundation managers and their compensation (see page 22 of the instructions).

(a) Name and address	(b) Title, and average hours per week devoted to position	(c) Compensation (If not paid, enter -0-)	(d) Contributions to employee benefit plans and deferred compensation	(e) Expense account, other allowances
VICTOR HOLCOMB 3203 W Cypress St Tampa, FL 33607	TRUSTEE 6	0	0	0
JOHN HOLCOMB 3203 W Cypress St Tampa, FL 33607	TRUSTEE 3	0	0	0
WILLIAM POE 3203 W Cypress St Tampa, FL 33607	TRUSTEE 1	5,000	0	0
WILLIAM SMALLEY 3203 W Cypress St Tampa, FL 33607	TRUSTEE 1	5,000	0	0

2 Compensation of five highest-paid employees (other than those included on line 1—see page 23 of the instructions). If none, enter "NONE."

(a) Name and address of each employee paid more than \$50,000	(b) Title, and average hours per week devoted to position	(c) Compensation	(d) Contributions to employee benefit plans and deferred compensation	(e) Expense account, other allowances
NONE				

Total number of other employees paid over \$50,000.

Part VIII Information About Officers, Directors, Trustees, Foundation Managers, Highly Paid Employees, and Contractors (continued)

3 Five highest-paid independent contractors for professional services (see page 23 of the instructions). If none, enter "NONE".

(a) Name and address of each person paid more than \$50,000	(b) Type of service	(c) Compensation
NONE		

Total number of others receiving over \$50,000 for professional services. ▶

Part IX-A Summary of Direct Charitable Activities

List the foundation's four largest direct charitable activities during the tax year. Include relevant statistical information such as the number of organizations and other beneficiaries served, conferences convened, research papers produced, etc.	Expenses
1 _____	
2 _____	
3 _____	
4 _____	

Part IX-B Summary of Program-Related Investments (see page 23 of the instructions)

Describe the two largest program-related investments made by the foundation during the tax year on lines 1 and 2	Amount
1 _____	
2 _____	
3 All other program-related investments. See page 24 of the instructions _____	

Total. Add lines 1 through 3. ▶

Part X Minimum Investment Return (All domestic foundations must complete this part. Foreign foundations, see page 24 of the instructions.)

1	Fair market value of assets not used (or held for use) directly in carrying out charitable, etc , purposes		
a	Average monthly fair market value of securities.	1a	7,342,394
b	Average of monthly cash balances.	1b	220,000
c	Fair market value of all other assets (see page 24 of the instructions).	1c	0
d	Total (add lines 1a, b, and c).	1d	7,562,394
e	Reduction claimed for blockage or other factors reported on lines 1a and 1c (attach detailed explanation).	1e	
2	Acquisition indebtedness applicable to line 1 assets.	2	0
3	Subtract line 2 from line 1d.	3	7,562,394
4	Cash deemed held for charitable activities Enter 1 1/2% of line 3 (for greater amount, see page 25 of the instructions).	4	113,436
5	Net value of noncharitable-use assets. Subtract line 4 from line 3 Enter here and on Part V, line 4	5	7,448,958
6	Minimum investment return. Enter 5% of line 5.	6	372,448

Part XI Distributable Amount (see page 25 of the instructions) (Section 4942(j)(3) and (j)(5) private operating foundations and certain foreign organizations check here and do not complete this part.)

1	Minimum investment return from Part X, line 6.	1	372,448
2a	Tax on investment income for 2011 from Part VI, line 5.	2a	3,175
b	Income tax for 2011 (This does not include the tax from Part VI).	2b	
c	Add lines 2a and 2b.	2c	3,175
3	Distributable amount before adjustments Subtract line 2c from line 1.	3	369,273
4	Recoveries of amounts treated as qualifying distributions.	4	
5	Add lines 3 and 4.	5	369,273
6	Deduction from distributable amount (see page 25 of the instructions).	6	
7	Distributable amount as adjusted Subtract line 6 from line 5 Enter here and on Part XIII, line 1.	7	369,273

Part XII Qualifying Distributions (see page 25 of the instructions)

1	Amounts paid (including administrative expenses) to accomplish charitable, etc , purposes		
a	Expenses, contributions, gifts, etc —total from Part I, column (d), line 26.	1a	355,000
b	Program-related investments—total from Part IX-B.	1b	
2	Amounts paid to acquire assets used (or held for use) directly in carrying out charitable, etc , purposes.	2	
3	Amounts set aside for specific charitable projects that satisfy the		
a	Suitability test (prior IRS approval required).	3a	
b	Cash distribution test (attach the required schedule).	3b	
4	Qualifying distributions. Add lines 1a through 3b Enter here and on Part V, line 8, and Part XIII, line 4	4	355,000
5	Foundations that qualify under section 4940(e) for the reduced rate of tax on net investment income Enter 1% of Part I, line 27b (see page 26 of the instructions).	5	
6	Adjusted qualifying distributions. Subtract line 5 from line 4.	6	355,000

Note: The amount on line 6 will be used in Part V, column (b), in subsequent years when calculating whether the foundation qualifies for the section 4940(e) reduction of tax in those years

Part XIII Undistributed Income (see page 26 of the instructions)

	(a) Corpus	(b) Years prior to 2010	(c) 2010	(d) 2011
1 Distributable amount for 2011 from Part XI, line 7				369,273
2 Undistributed income, if any, as of the end of 2011				
a Enter amount for 2010 only.			135,102	
b Total for prior years 20___, 20___, 20___				
3 Excess distributions carryover, if any, to 2011				
a From 2006.				
b From 2007.				
c From 2008.				
d From 2009.				
e From 2010.				
f Total of lines 3a through e.				
4 Qualifying distributions for 2011 from Part XII, line 4 ▶ \$ <u>355,000</u>				
a Applied to 2010, but not more than line 2a			135,102	
b Applied to undistributed income of prior years (Election required—see page 26 of the instructions)				
c Treated as distributions out of corpus (Election required—see page 26 of the instructions).				
d Applied to 2011 distributable amount.				219,898
e Remaining amount distributed out of corpus				
5 Excess distributions carryover applied to 2011 <i>(If an amount appears in column (d), the same amount must be shown in column (a).)</i>				
6 Enter the net total of each column as indicated below:				
a Corpus Add lines 3f, 4c, and 4e Subtract line 5				
b Prior years' undistributed income Subtract line 4b from line 2b.				
c Enter the amount of prior years' undistributed income for which a notice of deficiency has been issued, or on which the section 4942(a) tax has been previously assessed.				
d Subtract line 6c from line 6b Taxable amount—see page 27 of the instructions				
e Undistributed income for 2010 Subtract line 4a from line 2a Taxable amount—see page 27 of the instructions				
f Undistributed income for 2011 Subtract lines 4d and 5 from line 1 This amount must be distributed in 2011.				149,375
7 Amounts treated as distributions out of corpus to satisfy requirements imposed by section 170(b)(1)(F) or 4942(g)(3) (see page 27 of the instructions).				
8 Excess distributions carryover from 2006 not applied on line 5 or line 7 (see page 27 of the instructions).				
9 Excess distributions carryover to 2012. Subtract lines 7 and 8 from line 6a.				
10 Analysis of line 9				
a Excess from 2007.				
b Excess from 2008.				
c Excess from 2009.				
d Excess from 2010.				
e Excess from 2011.				

Part XIV Private Operating Foundations (see page 27 of the instructions and Part VII-A, question 9)

1a If the foundation has received a ruling or determination letter that it is a private operating foundation, and the ruling is effective for 2011, enter the date of the ruling.

b Check box to indicate whether the organization is a private operating foundation described in section 4942(j)(3) or 4942(j)(5)

	Tax year	Prior 3 years			(e) Total
	(a) 2011	(b) 2010	(c) 2009	(d) 2008	
2a Enter the lesser of the adjusted net income from Part I or the minimum investment return from Part X for each year listed					
b 85% of line 2a					
c Qualifying distributions from Part XII, line 4 for each year listed					
d Amounts included in line 2c not used directly for active conduct of exempt activities					
e Qualifying distributions made directly for active conduct of exempt activities Subtract line 2d from line 2c					
3 Complete 3a, b, or c for the alternative test relied upon					
a "Assets" alternative test—enter					
(1) Value of all assets					
(2) Value of assets qualifying under section 4942(j)(3)(B)(i)					
b "Endowment" alternative test— enter 2/3 of minimum investment return shown in Part X, line 6 for each year listed.					
c "Support" alternative test—enter					
(1) Total support other than gross investment income (interest, dividends, rents, payments on securities loans (section 512(a)(5)), or royalties)					
(2) Support from general public and 5 or more exempt organizations as provided in section 4942(j)(3)(B)(iii).					
(3) Largest amount of support from an exempt organization					
(4) Gross investment income					

Part XV Supplementary Information (Complete this part only if the organization had \$5,000 or more in assets at any time during the year—see page 27 of the instructions.)

1 Information Regarding Foundation Managers:

a List any managers of the foundation who have contributed more than 2% of the total contributions received by the foundation before the close of any tax year (but only if they have contributed more than \$5,000) (See section 507(d)(2))

NONE

b List any managers of the foundation who own 10% or more of the stock of a corporation (or an equally large portion of the ownership of a partnership or other entity) of which the foundation has a 10% or greater interest

NONE

2 Information Regarding Contribution, Grant, Gift, Loan, Scholarship, etc., Programs:

Check here if the foundation only makes contributions to preselected charitable organizations and does not accept unsolicited requests for funds. If the foundation makes gifts, grants, etc. (see page 28 of the instructions) to individuals or organizations under other conditions, complete items 2a, b, c, and d

a The name, address, and telephone number of the person to whom applications should be addressed

b The form in which applications should be submitted and information and materials they should include

c Any submission deadlines

d Any restrictions or limitations on awards, such as by geographical areas, charitable fields, kinds of institutions, or other factors

Part XV **Supplementary Information** (continued)

3 Grants and Contributions Paid During the Year or Approved for Future Payment

Recipient Name and address (home or business)	If recipient is an individual, show any relationship to any foundation manager or substantial contributor	Foundation status of recipient	Purpose of grant or contribution	Amount
a <i>Paid during the year</i> See Additional Data Table				
Total				3a 355,000
b <i>Approved for future payment</i>				
Total				3b

Part XVII Information Regarding Transfers To and Transactions and Relationships With Noncharitable Exempt Organizations

1 Did the organization directly or indirectly engage in any of the following with any other organization described in section 501(c) of the Code... 1a(1) Cash... 1a(2) Other assets... 1b(1) Sales of assets... 1b(2) Purchases of assets... 1b(3) Rental of facilities... 1b(4) Reimbursement arrangements... 1b(5) Loans or loan guarantees... 1b(6) Performance of services... 1c Sharing of facilities... 1d If the answer to any of the above is "Yes," complete the following schedule.

Table with 4 columns: (a) Line No, (b) Amount involved, (c) Name of noncharitable exempt organization, (d) Description of transfers, transactions, and sharing arrangements.

2a Is the foundation directly or indirectly affiliated with, or related to, one or more tax-exempt organizations described in section 501(c) of the Code... [] Yes [x] No

b If "Yes," complete the following schedule. Table with 3 columns: (a) Name of organization, (b) Type of organization, (c) Description of relationship.

Under penalties of perjury, I declare that I have examined this return, including accompanying schedules and statements, and to the best of my knowledge and belief, it is true, correct, and complete. Declaration of preparer (other than taxpayer or fiduciary) is based on all information of which preparer has any knowledge. Signature of officer or trustee: ***** Date: 2013-03-01 Title: ***** Preparer's Signature: Jeffrey D Walker CPA Date: 2013-03-02 Firm's name: Jeffrey D Walker CPA PA Firm's address: 3805 S Westshore Blvd Tampa, FL 33611 Firm's EIN: Firm's Phone no: (813) 831-3933

May the IRS discuss this return with the preparer shown above? See instructions [x] Yes [] No

Additional Data

Software ID:

Software Version:

EIN: 54-6244744

Name: KAUL FOUNDATION

Form 990PF - Special Condition Description:

Special Condition Description

Form 990PF Part XV Line 3 - Grants and Contributions Paid During the Year or Approved for Future Payment

Recipient	If recipient is an individual, show any relationship to any foundation manager or substantial contributor	Foundation status of recipient	Purpose of grant or contribution	Amount
Name and address (home or business)				
a <i>Paid during the year</i>				
FSU Foundation2010 Levy Ave Tallahassee,FL 32306	None		Educational	100,000
Academy of Holy Names3919 Bayshore Blv Tampa,FL 33629	None		Educational	12,000
HARC10802 Hackney Dr Riverview,FL 33578	None		Social Welfare	50,000
Univ of San Diego5998 Alcala Park San Diego,CA 92110	None		Educational	10,000
ABOTA2001 Bryan St Suite 3000 Dallas,TX 75201	None		Social Welfare	10,000
Moffitt Cancer Center12902 Magnolia Dr Tampa,FL 33612	None		Scientific Achiev	10,000
HARC10802 Hackney Dr Riverview,FL 33578	None		Social Welfare	50,000
Hills Education Foundation2306 N Howard Tampa,FL 33611	None		Education	10,000
Boys and Girls Club1275 Peachtree St NE Atlanta,GA 30309	None		Social Welfare	28,000
Eckerd College9200 113th ave Seminole,FL 33772	None		Education	10,000
Boys and Girls Clubs1275 Peachtree St NE Atlanta,GA 30309	None		Social Welfare	10,000
Metropolitan Ministries2101 N Florida Ave Tampa,FL 33601	None		Social Welfare	10,000
Florida Aquarium701 Channelside Dr Tampa,FL 33602	None		Education Social W	5,000
Crisis Center of Tampa14901 Crisis Center Plz Tampa,FL 33613	None		Social Welfare	5,000
Prevent Blindness800 2nd Ave S Saint Petersburg,FL 33701	None		Social Welfare	5,000
Furman University3300 Poinsett Hwy Greenville,SC 29609	None		Education	10,000
Florida Museum of Photo Art200 N Tampa St Tampa,FL 33602	None		Education	10,000
All Childrens Hospital501 6th St Saint Petersburg,FL 33701	None		Social Welfare	10,000
Total				355,000

**TY 2011 Investments Corporate
Bonds Schedule**

Name: KAUL FOUNDATION

EIN: 54-6244744

Name of Bond	End of Year Book Value	End of Year Fair Market Value
Fixed Income Investments	1,865,787	1,865,787

**TY 2011 Investments Corporate
Stock Schedule****Name:** KAUL FOUNDATION**EIN:** 54-6244744

Name of Stock	End of Year Book Value	End of Year Fair Market Value
Equity Investments	4,667,615	4,667,615
Less Unreal Gain		
Other Alternative	931,026	931,026

TY 2011 Other Expenses Schedule

Name: KAUL FOUNDATION

EIN: 54-6244744

Description	Revenue and Expenses per Books	Net Investment Income	Adjusted Net Income	Disbursements for Charitable Purposes
Rent	6,000	6,000	0	0
Trustee Fees	10,000	0	0	0
Asset Management Fees	24,397	24,397	0	0
Miscellaneous	185	185	0	0
Legal	645	644	0	0
Excise Tax	6,231	0	0	0

Statement of Capital Gains and Losses From Sales
(Does not include capital gain distributions from mutual funds or CTF's - See Tax Transaction Detail)

Account Id: 10522824000

KAUL FOUNDATION TR-IMA
Trust Year 12/1/2011 - 11/30/2012

Type	Description	Date	Shares	Price	Fed Cost	State Cost	Fed Gain	State Gain	(Type)
00206R102	AT&T INC								
Sold		02/01/12	30	892 84					
Acq		01/19/07	30	892 84	1,052 07	1,052 07	-159 23	-159 23	L
Total for 2/1/2012					1,052 07	1,052 07	-159 23	-159 23	
00206R102	AT&T INC								
Sold		04/12/12	70	2,155 39					
Acq		01/19/07	70	2,155 39	2,454 83	2,454 83	-299 44	-299 44	L
Total for 4/12/2012					2,454 83	2,454 83	-299 44	-299 44	
018581108	ALLIANCE DATA SYS CORP								
Sold		02/01/12	7	777 70					
Acq		05/29/08	7	777 70	425 14	425 14	352 56	352 56	L
Total for 2/1/2012					425 14	425 14	352 56	352 56	
018581108	ALLIANCE DATA SYS CORP								
Sold		04/12/12	18	2,226 77					
Acq		05/29/08	18	2,226 77	1,093 22	1,093 22	1,133 55	1,133 55	L
Total for 4/12/2012					1,093 22	1,093 22	1,133 55	1,133 55	
01988P108	ALLSCRIPTS HEALTHCARE SOLU USD 0 01								
Sold		02/01/12	20	393 83					
Acq		08/17/10	20	393 83	345 59	345 59	48 24	48 24	L
Total for 2/1/2012					345 59	345 59	48 24	48 24	
01988P108	ALLSCRIPTS HEALTHCARE SOLU USD 0 01								
Sold		04/12/12	10	638 87					
Acq		08/10/10	30	479 15	511 89	511 89	-32 74	-32 74	L
Acq		08/17/10	10	159 72	172 80	172 80	-13 08	-13 08	L
Total for 4/12/2012					684 69	684 69	-45 82	-45 82	
023135106	AMAZON COM INC								
Sold		02/01/12	3	535 77					
Acq		05/02/11	3	535 77	603 07	603 07	-67 30	-67 30	S
Total for 2/1/2012					603 07	603 07	-67 30	-67 30	
023135106	AMAZON COM INC								
Sold		04/12/12	7	1,316 26					
Acq		05/02/11	7	1,316 26	1,407 15	1,407 15	-90 89	-90 89	S
Total for 4/12/2012					1,407 15	1,407 15	-90 89	-90 89	
025816109	AMERICAN EXPRESS COMPANY								
Sold		02/01/12	10	508 61					
Acq		06/21/10	10	508 61	424 82	424 82	83 79	83 79	L
Total for 2/1/2012					424 82	424 82	83 79	83 79	
025816109	AMERICAN EXPRESS COMPANY								
Sold		04/12/12	40	2,282 43					
Acq		06/21/10	40	2,282 43	1,699 30	1,699 30	583 13	583 13	L
Total for 4/12/2012					1,699 30	1,699 30	583 13	583 13	

Statement of Capital Gains and Losses From Sales
(Does not include capital gain distributions from mutual
funds or CTF's - See Tax Transaction Detail)

2/11/2013 08:35:19

Account Id: 10522824000

KAUL FOUNDATION TR-IMA
Trust Year 12/1/2011 - 11/30/2012

Type	Description	Date	Shares	Price	Fed Cost	State Cost	Fed Gain	State Gain	(Type)
03076C106	AMERIPRISE FINL INC								
Sold		02/01/12	10	550 71					
Acq		01/21/09	10	550 71	191 68	191 68	359 03	359 03	L
Total for 2/1/2012					191 68	191 68	359 03	359 03	
03076C106	AMERIPRISE FINL INC								
Sold		04/12/12	30	1,621 82					
Acq		01/21/09	30	1,621 82	575 03	575 03	1,046 79	1,046 79	L
Total for 4/12/2012					575 03	575 03	1,046 79	1,046 79	
032511107	ANADARKO PETE CORP								
Sold		02/01/12	10	807 40					
Acq		01/27/12	10	807 40	794 93	794 93	12 47	12 47	S
Total for 2/1/2012					794 93	794 93	12 47	12 47	
032511107	ANADARKO PETE CORP								
Sold		04/12/12	20	1,496 21					
Acq		01/27/12	20	1,496 21	1,589 85	1,589 85	-93 64	-93 64	S
Total for 4/12/2012					1,589 85	1,589 85	-93 64	-93 64	
037411105	APACHE CORPORATION COM								
Sold		02/01/12	10	996 10					
Acq		01/19/07	10	996 10	676 50	676 50	319 60	319 60	L
Total for 2/1/2012					676 50	676 50	319 60	319 60	
037411105	APACHE CORPORATION COM								
Sold		04/12/12	30	1,864 60					
Acq		01/19/07	20	1,864 60	1,353 00	1,353 00	511 60	511 60	L
Total for 4/12/2012					1,353 00	1,353 00	511 60	511 60	
037833100	APPLE COMPUTER INC COM								
Sold		02/01/12	6	2,739 26					
Acq		07/08/08	6	2,739 26	1,061 76	1,061 76	1,677 50	1,677 50	L
Total for 2/1/2012					1,061 76	1,061 76	1,677 50	1,677 50	
037833100	APPLE COMPUTER INC COM								
Sold		04/12/12	15	9,377 97					
Acq		07/08/08	15	9,377 97	2,654 41	2,654 41	6,723 56	6,723 56	L
Total for 4/12/2012					2,654 41	2,654 41	6,723 56	6,723 56	
052800109	AUTOLIV INC COM								
Sold		02/01/12	10	650 51					
Acq		01/23/12	10	650 51	639 13	639 13	11 38	11 38	S
Total for 2/1/2012					639 13	639 13	11 38	11 38	
052800109	AUTOLIV INC COM								
Sold		04/12/12	20	1,285 61					
Acq		01/23/12	20	1,285 61	1,278 27	1,278 27	7 34	7 34	S
Total for 4/12/2012					1,278 27	1,278 27	7 34	7 34	

Statement of Capital Gains and Losses From Sales
(Does not include capital gain distributions from mutual funds or CTF's - See Tax Transaction Detail)

Account Id: 10522824000

KAUL FOUNDATION TR-IMA
Trust Year 12/1/2011 - 11/30/2012

Type	Description	Date	Shares	Price	Fed Cost	State Cost	Fed Gain	State Gain	(Type)
05569M509	BNY MELLON MID CAP STK FD CL M								
Sold		12/05/11	1727 116	20,000 00					
Acq		07/23/03	1727 116	20,000 00	18,221 07	18,221 07	1,778 93	1,778 93	L
			Total for 12/5/2011		18,221 07	18,221 07	1,778 93	1,778 93	
05569M830	BNY MELLON BOND FD CL M								
Sold		04/11/12	34914 752	471,000 00					
Acq		09/21/09	7659 56	103,327 46	99,267 90	99,267 90	4,059 56	4,059 56	L
Acq		10/12/09	27255 192	367,672 54	354,044 94	354,044 94	13,627 60	13,627 60	L
			Total for 4/11/2012		453,312 84	453,312 84	17,687 16	17,687 16	
05569M830	BNY MELLON BOND FD CL M								
Sold		07/05/12	11773 363	160,000 00					
Acq		09/04/09	3872 967	52,633 62	50,000 00	50,000 00	2,633 62	2,633 62	L
Acq		09/21/09	3914 514	53,198 24	50,732 59	50,732 10	2,466 14	2,466 14	L
Acq		07/13/09	3985 882	54,168 14	50,159 44	49,979 43	3,188 71	3,188 71	L
			Total for 7/5/2012		150,711 53	151,711 53	8,288 47	8,288 47	
05569M855	BNY MELLON EMERGING MKTS FD CL M SHS								
Sold		11/01/12	13306 04	130,000 00					
Acq		04/14/05	8688 649	84,638 09	174,728 73	174,728 73	-89,840 64	-89,840 64	L
Acq		04/08/05	4617 391	45,111 54	44,610 34	94,610 34	-49,498 43	-49,498 43	L
			Total for 11/1/2012		269,339 07	269,339 07	-139,339 07	-139,339 07	
05569M871	BNY MELLON INTL FD CL M SHSS								
Sold		02/01/12	2639 216	25,000 00					
Acq		04/14/05	2639 917	25,000 00	41,341 08	41,341 08	-16,341 08	-16,341 08	L
			Total for 2/1/2012		41,341 08	41,341 08	-16,341 08	-16,341 08	
05569M871	BNY MELLON INTL FD CL M SHS								
Sold		06/29/12	645 251	55,000 00					
Acq		06/07/05	35 096	6,131 61	10,625 84	10,625 84	-4,494 23	-4,494 23	L
Acq		04/14/05	519 89	4,653 02	8,141 48	8,141 48	-3,488 46	-3,488 46	L
Acq		12/15/05	4940 265	44,215 37	77,315 14	77,315 14	-33,099 77	-33,099 77	L
			Total for 6/29/2012		96,082 46	96,082 46	-41,082 46	-41,082 46	
05569M871	BNY MELLON INTL FD CL M SHSS								
Sold		11/01/12	2036 66	20,000 00					
Acq		06/07/05	926 767	9,100 85	14,374 16	14,374 16	-5,273 31	-5,273 31	L
Acq		12/18/07	1109 893	10,899 15	16,337 63	16,337 63	-5,438 48	-5,438 48	L
			Total for 11/1/2012		30,711 79	30,711 79	-10,711 79	-10,711 79	
060505104	BANK AMER CORP								
Sold		02/01/12	40	295 27					
Acq		06/15/09	40	295 27	531 30	531 30	-236 03	-236 03	L
			Total for 2/1/2012		531 30	531 30	-236 03	-236 03	

Statement of Capital Gains and Losses From Sales
(Does not include capital gain distributions from mutual
funds or CTF's - See Tax Transaction Detail)

2/11/2013 08:35:19

Account Id: 10522824000

KAUL FOUNDATION TR-IMA
Trust Year 12/1/2011 - 11/30/2012

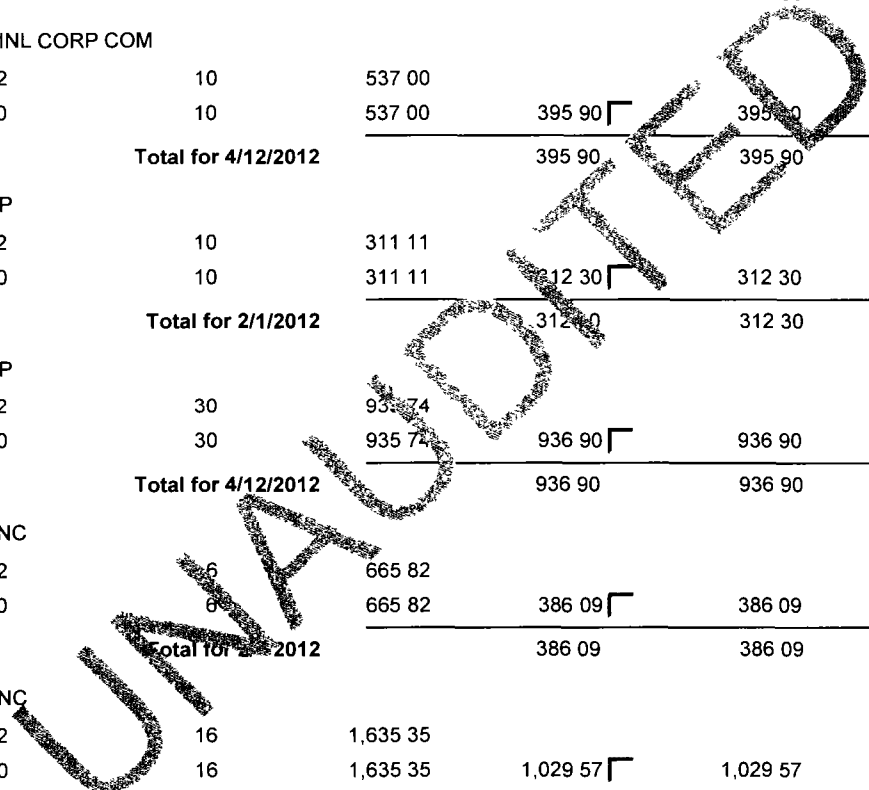
Type	Description	Date	Shares	Price	Fed Cost	State Cost	Fed Gain	State Gain	(Type)
060505104	BANK AMER CORP								
Sold		04/12/12	110	980 30					
Acq		06/15/09	110	980 30	1,461 08	1,461 08	-480 78	-480 78	L
			Total for 4/12/2012		1,461 08	1,461 08	-480 78	-480 78	
071813109	BAXTER INTL INC COM								
Sold		02/01/12	20	1,127 22					
Acq		11/02/11	20	1,127 22	1,091 46	1,091 46	35 76	35 76	S
			Total for 2/1/2012		1,091 46	1,091 46	35 76	35 76	
071813109	BAXTER INTL INC COM								
Sold		04/12/12	40	2,328 43					
Acq		11/02/11	40	2,328 43	2,182 93	2,182 93	145 50	145 50	S
			Total for 4/12/2012		2,182 93	2,182 93	145 50	145 50	
071813109	BAXTER INTL INC COM								
Sold		06/14/12	64	3,144 91					
Acq		08/17/11	64	3,144 91	3,427 00	3,427 00	-282 09	-282 09	S
			Total for 6/14/2012		3,427 00	3,427 00	-282 09	-282 09	
071813109	BAXTER INTL INC COM								
Sold		06/15/12	386	18,983 59					
Acq		08/17/11	66	3,245 96	3,534 10	3,534 10	-288 20	-288 20	S
Acq		08/10/11	150	5,377 04	7,700 06	7,700 06	-323 02	-323 02	S
Acq		08/18/11	170	8,369 85	8,919 53	8,919 53	-558 88	-558 88	S
			Total for 6/15/2012		20,153 69	20,153 69	-1,170 10	-1,170 10	
124857202	CBS CORP NEW								
Sold		02/01/12	20	579 43					
Acq		01/27/12	20	579 43	577 33	577 33	2 10	2 10	S
			Total for 2/1/2012		577 33	577 33	2 10	2 10	
124857202	CBS CORP NEW								
Sold		04/12/12	50	1,581 07					
Acq		01/27/12	10	316 21	288 66	288 66	27 55	27 55	S
Acq		01/26/12	40	1,264 86	1,149 04	1,149 04	115 82	115 82	S
			Total for 4/12/2012		1,437 70	1,437 70	143 37	143 37	
12504L109	CBRE GROUP INC								
Sold		04/12/12	20	365 43					
Acq		01/23/12	20	365 43	360 30	360 30	5 13	5 13	S
			Total for 4/12/2012		360 30	360 30	5 13	5 13	
125509109	CIGNA CORP COM								
Sold		02/01/12	10	459 51					
Acq		06/19/09	10	459 51	248 25	248 25	211 26	211 26	L
			Total for 2/1/2012		248 25	248 25	211 26	211 26	

Statement of Capital Gains and Losses From Sales
(Does not include capital gain distributions from mutual funds or CTF's - See Tax Transaction Detail)

Account Id: 10522824000

KAUL FOUNDATION TR-IMA
Trust Year 12/1/2011 - 11/30/2012

Type	Description	Date	Shares	Price	Fed Cost	State Cost	Fed Gain	State Gain	(Type)
125509109	CIGNA CORP COM								
Sold		04/12/12	20	951 01					
Acq		06/22/09	20	951 01	488 22	488 22	462 79	462 79	L
Total for 4/12/2012					488 22	488 22	462 79	462 79	
14040H105	CAPITAL ONE FINL CORP COM								
Sold		02/01/12	10	469 01					
Acq		09/30/10	10	469 01	395 90	395 90	73 11	73 11	L
Total for 2/1/2012					395 90	395 90	73 11	73 11	
14040H105	CAPITAL ONE FINL CORP COM								
Sold		04/12/12	10	537 00					
Acq		09/30/10	10	537 00	395 90	395 90	141 10	141 10	L
Total for 4/12/2012					395 90	395 90	141 10	141 10	
143658300	CARNIVAL CORP								
Sold		02/01/12	10	311 11					
Acq		07/01/10	10	311 11	312 30	312 30	-1 19	-1 19	L
Total for 2/1/2012					312 30	312 30	-1 19	-1 19	
143658300	CARNIVAL CORP								
Sold		04/12/12	30	935 74					
Acq		07/01/10	30	935 74	936 90	936 90	-1 16	-1 16	L
Total for 4/12/2012					936 90	936 90	-1 16	-1 16	
149123101	CATERPILLAR INC								
Sold		02/01/12	6	665 82					
Acq		06/16/10	6	665 82	386 09	386 09	279 73	279 73	L
Total for 2/1/2012					386 09	386 09	279 73	279 73	
149123101	CATERPILLAR INC								
Sold		04/12/12	16	1,635 35					
Acq		06/16/10	16	1,635 35	1,029 57	1,029 57	605 78	605 78	L
Total for 4/12/2012					1,029 57	1,029 57	605 78	605 78	
171232101	CHUBB CORPORATION COM								
Sold		01/20/12	50	3,540 23					
Acq		11/21/07	30	2,124 14	1,563 27	1,563 27	560 87	560 87	L
Acq		10/18/11	20	1,416 09	1,273 25	1,273 25	142 84	142 84	S
Total for 1/20/2012					2,836 52	2,836 52	703 71	703 71	
171232101	CHUBB CORPORATION COM								
Sold		01/20/12	70	4,953 56					
Acq		11/21/07	70	4,953 56	3,647 64	3,647 64	1,305 92	1,305 92	L
Total for 1/20/2012					3,647 64	3,647 64	1,305 92	1,305 92	
171232101	CHUBB CORPORATION COM								
Sold		02/01/12	10	679 21					
Acq		11/21/07	10	679 21	521 09	521 09	158 12	158 12	L
Total for 2/1/2012					521 09	521 09	158 12	158 12	

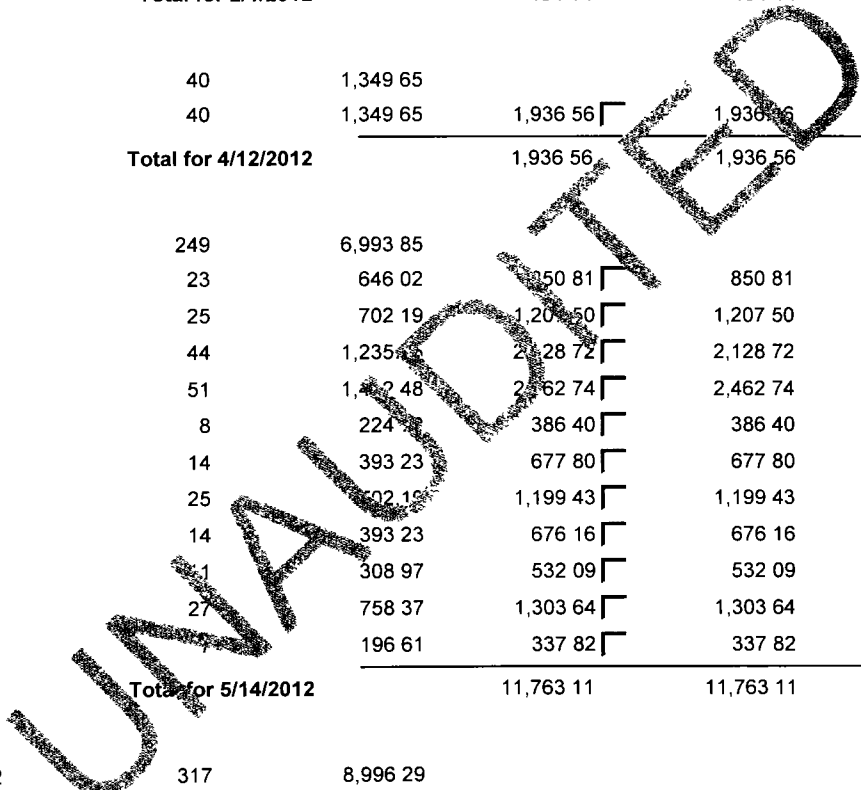


Statement of Capital Gains and Losses From Sales
(Does not include capital gain distributions from mutual funds or CTF's - See Tax Transaction Detail)

Account Id: 10522824000

KAUL FOUNDATION TR-IMA
Trust Year 12/1/2011 - 11/30/2012

Type	Description	Date	Shares	Price	Fed Cost	State Cost	Fed Gain	State Gain	(Type)
171232101 CHUBB CORPORATION COM									
Sold		04/12/12	20	1,390 61					
Acq		11/21/07	20	1,390 61	1,042 18	1,042 18	348 43	348 43	L
Total for 4/12/2012					1,042 18	1,042 18	348 43	348 43	
172967424 CITIGROUP INC									
Sold		02/01/12	10	319 61					
Acq		01/31/11	10	319 61	484 14	484 14	-164 53	-164 53	L
Total for 2/1/2012					484 14	484 14	-164 53	-164 53	
172967424 CITIGROUP INC									
Sold		04/12/12	40	1,349 65					
Acq		01/31/11	40	1,349 65	1,936 56	1,936 56	-586 91	-586 91	L
Total for 4/12/2012					1,936 56	1,936 56	-586 91	-586 91	
172967424 CITIGROUP INC									
Sold		05/14/12	249	6,993 85					
Acq		03/22/12	23	646 02	850 81	850 81	-204 79	-204 79	S
Acq		01/31/11	25	702 19	1,207 50	1,207 50	-505 31	-505 31	L
Acq		01/31/11	44	1,235 53	2,128 72	2,128 72	-892 86	-892 86	L
Acq		01/31/11	51	1,472 48	2,462 74	2,462 74	-1,030 26	-1,030 26	L
Acq		01/31/11	8	224 39	386 40	386 40	-161 70	-161 70	L
Acq		01/31/11	14	393 23	677 80	677 80	-284 57	-284 57	L
Acq		01/31/11	25	702 19	1,199 43	1,199 43	-497 24	-497 24	L
Acq		01/31/11	14	393 23	676 16	676 16	-282 93	-282 93	L
Acq		01/31/11	1	308 97	532 09	532 09	-223 12	-223 12	L
Acq		01/31/11	27	758 37	1,303 64	1,303 64	-545 27	-545 27	L
Acq		01/31/11		196 61	337 82	337 82	-141 21	-141 21	L
Total for 5/14/2012					11,763 11	11,763 11	-4,769 26	-4,769 26	
172967424 CITIGROUP INC									
Sold		05/14/12	317	8,996 29					
Acq		03/22/12	317	8,996 29	11,726 40	11,726 40	-2,730 11	-2,730 11	S
Total for 5/14/2012					11,726 40	11,726 40	-2,730 11	-2,730 11	
19122T109 COCA-COLA ENTERPRISES INC									
Sold		04/12/12	50	1,369 57					
Acq		02/17/12	50	1,369 57	1,442 44	1,442 44	-72 87	-72 87	S
Total for 4/12/2012					1,442 44	1,442 44	-72 87	-72 87	
192446102 COGNIZANT TECHNOLOGY SOLUTIONS									
Sold		02/01/12	10	732 21					
Acq		10/12/11	10	732 21	718 43	718 43	13 78	13 78	S
Total for 2/1/2012					718 43	718 43	13 78	13 78	
192446102 COGNIZANT TECHNOLOGY SOLUTIONS									
Sold		04/12/12	20	1,511 60					
Acq		03/30/12	20	1,511 60	1,540 69	1,540 69	-29 09	-29 09	S
Total for 4/12/2012					1,540 69	1,540 69	-29 09	-29 09	

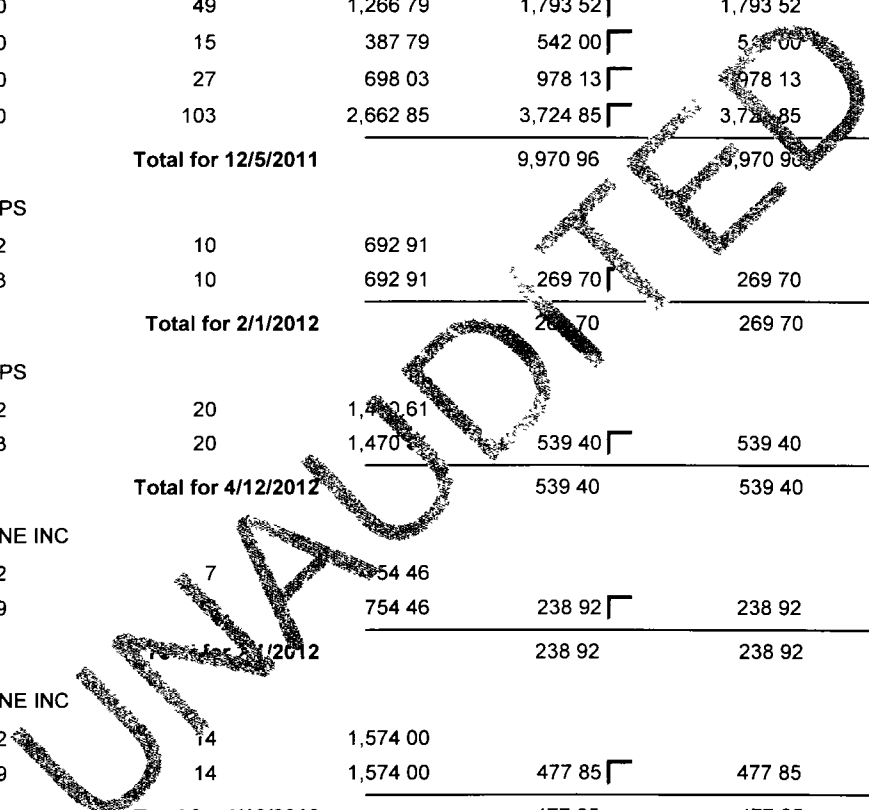


Statement of Capital Gains and Losses From Sales
(Does not include capital gain distributions from mutual funds or CTF's - See Tax Transaction Detail)

Account Id: 10522824000

KAUL FOUNDATION TR-IMA
Trust Year 12/1/2011 - 11/30/2012

Type	Description	Date	Shares	Price	Fed Cost	State Cost	Fed Gain	State Gain	(Type)
200340107 COMERICA INC COM									
Sold		12/02/11	146	3,717 05					
Acq		09/08/10	146	3,717 05	5,351 75	5,351 75	-1,634 70	-1,634 70	L
Total for 12/2/2011					5,351 75	5,351 75	-1,634 70	-1,634 70	
200340107 COMERICA INC COM									
Sold		12/05/11	274	7,083 69					
Acq		09/08/10	80	2,068 23	2,932 46	2,932 46	-864 23	-864 23	L
Acq		09/08/10	49	1,266 79	1,793 52	1,793 52	-526 73	-526 73	L
Acq		09/07/10	15	387 79	542 00	542 00	-154 21	-154 21	L
Acq		09/07/10	27	698 03	978 13	978 13	-280 10	-280 10	L
Acq		09/07/10	103	2,662 85	3,724 85	3,724 85	-1,062 00	-1,062 00	L
Total for 12/5/2011					9,970 96	9,970 96	-2,887 27	-2,887 27	
20825C104 CONOCOPHILLIPS									
Sold		02/01/12	10	692 91					
Acq		07/14/03	10	692 91	269 70	269 70	423 21	423 21	L
Total for 2/1/2012					269 70	269 70	423 21	423 21	
20825C104 CONOCOPHILLIPS									
Sold		04/12/12	20	1,470 61					
Acq		07/14/03	20	1,470 61	539 40	539 40	931 21	931 21	L
Total for 4/12/2012					539 40	539 40	931 21	931 21	
231021106 CUMMINS ENGINE INC									
Sold		02/01/12	7	754 46					
Acq		05/01/09	7	754 46	238 92	238 92	515 54	515 54	L
Total for 2/1/2012					238 92	238 92	515 54	515 54	
231021106 CUMMINS ENGINE INC									
Sold		04/12/12	14	1,574 00					
Acq		05/01/09	14	1,574 00	477 85	477 85	1,096 15	1,096 15	L
Total for 4/12/2012					477 85	477 85	1,096 15	1,096 15	
231021106 CUMMINS ENGINE INC									
Sold		06/07/12	16	1,555 17					
Acq		05/01/09	16	1,555 17	546 11	546 11	1,009 06	1,009 06	L
Total for 6/7/2012					546 11	546 11	1,009 06	1,009 06	
231021106 CUMMINS ENGINE INC									
Sold		06/08/12	147	14,174 38					
Acq		05/01/09	17	1,639 21	580 25	580 25	1,058 96	1,058 96	L
Acq		05/01/09	130	12,535 17	4,425 86	4,425 86	8,109 31	8,109 31	L
Total for 6/8/2012					5,006 11	5,006 11	9,168 27	9,168 27	
235851102 DANAHER CORP COMMON									
Sold		02/01/12	10	531 51					
Acq		03/11/05	10	531 51	272 48	272 48	259 03	259 03	L
Total for 2/1/2012					272 48	272 48	259 03	259 03	



Statement of Capital Gains and Losses From Sales
(Does not include capital gain distributions from mutual
funds or CTF's - See Tax Transaction Detail)

2/11/2013 08:35:19

Account Id: 10522824000

KAUL FOUNDATION TR-IMA
Trust Year 12/1/2011 - 11/30/2012

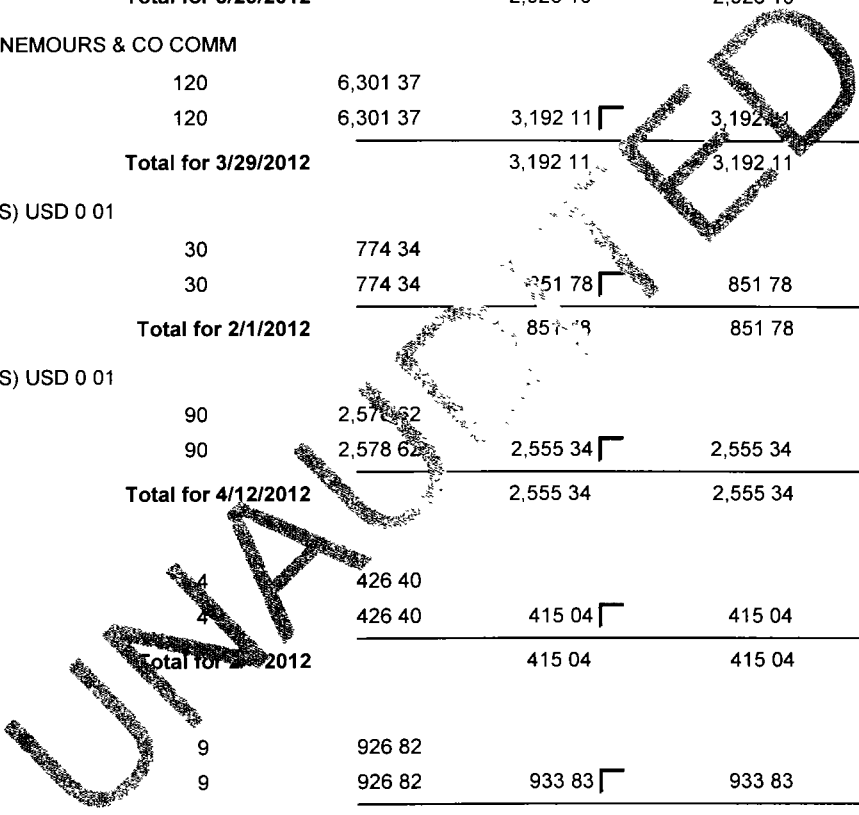
Type	Description	Date	Shares	Price	Fed Cost	State Cost	Fed Gain	State Gain	(Type)
235851102	DANAHER CORP COMMON								
Sold		04/12/12	20	1,077.41					
Acq		03/11/05	20	1,077.41	544.95	544.95	532.46	532.46	L
Total for 4/12/2012					544.95	544.95	532.46	532.46	
25490A101	DIRECTV - CLASS A								
Sold		02/01/12	20	907.42					
Acq		01/20/12	20	907.42	861.54	861.54	45.88	45.88	S
Total for 2/1/2012					861.54	861.54	45.88	45.88	
25490A101	DIRECTV - CLASS A								
Sold		04/12/12	30	1,468.82					
Acq		01/20/12	30	1,468.82	1,292.31	1,292.31	176.51	176.51	S
Total for 4/12/2012					1,292.31	1,292.31	176.51	176.51	
25490A101	DIRECTV - CLASS A								
Sold		07/20/12	9	435.48					
Acq		01/20/12	9	435.48	387.69	387.69	47.79	47.79	S
Total for 7/20/2012					387.69	387.69	47.79	47.79	
25490A101	DIRECTV - CLASS A								
Sold		07/23/12	183	8,658.09					
Acq		01/20/12	183	8,658.95	7,883.12	7,883.12	775.87	775.87	S
Total for 7/23/2012					7,883.12	7,883.12	775.87	775.87	
25490A101	DIRECTV - CLASS A								
Sold		07/24/12	131	6,145.65					
Acq		01/20/12	131	6,145.65	5,643.10	5,643.10	502.55	502.55	S
Total for 7/24/2012					5,643.10	5,643.10	502.55	502.55	
25490A101	DIRECTV - CLASS A								
Sold		07/24/12	77	3,602.15					
Acq		01/20/12	77	3,602.15	3,316.94	3,316.94	285.21	285.21	S
Total for 7/24/2012					3,316.94	3,316.94	285.21	285.21	
26203E604	DREYFUS/NEWTON INTERN EQTY-I								
Sold		06/29/12	3521.127	55,000.00					
Acq		02/12/09	2194.413	34,276.73	27,869.05	27,869.05	6,407.68	6,407.68	L
Acq		12/14/11	274.135	4,281.99	3,862.56	3,862.56	419.43	419.43	S
Acq		01/04/10	1052.579	16,441.28	17,872.79	17,872.79	-1,431.51	-1,431.51	L
Total for 6/29/2012					49,604.40	49,604.40	5,395.60	5,395.60	
26203E604	DREYFUS/NEWTON INTERN EQTY-I								
Sold		11/01/12	3535.651	60,000.00					
Acq		02/12/09	3535.651	60,000.00	44,902.77	44,902.77	15,097.23	15,097.23	L
Total for 11/1/2012					44,902.77	44,902.77	15,097.23	15,097.23	

Statement of Capital Gains and Losses From Sales
(Does not include capital gain distributions from mutual funds or CTF's - See Tax Transaction Detail)

Account Id: 10522824000

KAUL FOUNDATION TR-IMA
Trust Year 12/1/2011 - 11/30/2012

Type	Description	Date	Shares	Price	Fed Cost	State Cost	Fed Gain	State Gain	(Type)
263534109	E I DU PONT DE NEMOURS & CO COMM								
Sold		02/01/12	10	516 01					
Acq		04/14/09	10	516 01	266 01	266 01	250 00	250 00	L
Total for 2/1/2012					266 01	266 01	250 00	250 00	
263534109	E I DU PONT DE NEMOURS & CO COMM								
Sold		03/29/12	110	5,778 23					
Acq		04/14/09	110	5,778 23	2,926 10	2,926 10	2,852 13	2,852 13	L
Total for 3/29/2012					2,926 10	2,926 10	2,852 13	2,852 13	
263534109	E I DU PONT DE NEMOURS & CO COMM								
Sold		03/29/12	120	6,301 37					
Acq		04/14/09	120	6,301 37	3,192 11	3,192 11	3,109 26	3,109 26	L
Total for 3/29/2012					3,192 11	3,192 11	3,109 26	3,109 26	
268648102	EMC CORP(MASS) USD 0 01								
Sold		02/01/12	30	774 34					
Acq		05/02/11	30	774 34	851 78	851 78	-77 44	-77 44	S
Total for 2/1/2012					851 78	851 78	-77 44	-77 44	
268648102	EMC CORP(MASS) USD 0 01								
Sold		04/12/12	90	2,578 62					
Acq		05/02/11	90	2,578 62	2,555 34	2,555 34	23 28	23 28	S
Total for 4/12/2012					2,555 34	2,555 34	23 28	23 28	
26875P101	EOG RES INC								
Sold		02/01/12	4	426 40					
Acq		11/11/11	4	426 40	415 04	415 04	11 36	11 36	S
Total for 2/1/2012					415 04	415 04	11 36	11 36	
26875P101	EOG RES INC								
Sold		04/12/12	9	926 82					
Acq		11/11/11	9	926 82	933 83	933 83	-7 01	-7 01	S
Total for 4/12/2012					933 83	933 83	-7 01	-7 01	
278058102	EATON CORPORATION COMMON								
Sold		04/12/12	20	926 62					
Acq		03/29/12	20	926 62	980 17	980 17	-53 55	-53 55	S
Total for 4/12/2012					980 17	980 17	-53 55	-53 55	
285512109	ELECTRONIC ARTS								
Sold		02/01/12	20	369 03					
Acq		08/12/11	20	369 03	394 75	394 75	-25 72	-25 72	S
Total for 2/1/2012					394 75	394 75	-25 72	-25 72	
285512109	ELECTRONIC ARTS								
Sold		04/12/12	60	951 69					
Acq		08/12/11	60	951 69	1,184 26	1,184 26	-232 57	-232 57	S
Total for 4/12/2012					1,184 26	1,184 26	-232 57	-232 57	



Statement of Capital Gains and Losses From Sales
(Does not include capital gain distributions from mutual
funds or CTF's - See Tax Transaction Detail)

Account Id: 10522824000

KAUL FOUNDATION TR-IMA
Trust Year 12/1/2011 - 11/30/2012

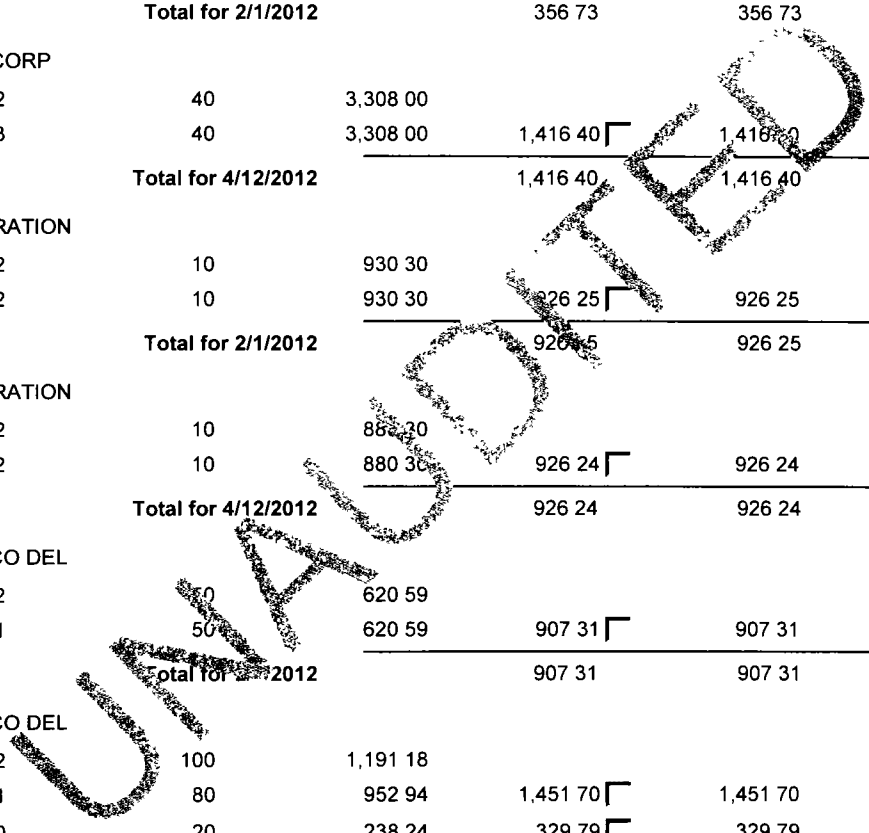
Type	Description	Date	Shares	Price	Fed Cost	State Cost	Fed Gain	State Gain	(Type)
285512109	ELECTRONIC ARTS								
Sold		06/14/12	153	1,882 03					
Acq		08/12/11	153	1,882 03	3,019 87	3,019 87	-1,137 84	-1,137 84	S
Total for 6/14/2012					3,019 87	3,019 87	-1,137 84	-1,137 84	
285512109	ELECTRONIC ARTS								
Sold		06/15/12	8	97 94					
Acq		08/12/11	8	97 94	157 90	157 90	-59 96	-59 96	S
Total for 6/15/2012					157 90	157 90	-59 96	-59 96	
285512109	ELECTRONIC ARTS								
Sold		06/15/12	487	6,018 94					
Acq		08/12/11	487	6,018 94	9,612 27	9,612 27	-3,593 33	-3,593 33	S
Total for 6/15/2012					9,612 27	9,612 27	-3,593 33	-3,593 33	
285512109	ELECTRONIC ARTS								
Sold		06/15/12	34	420 03					
Acq		08/12/11	34	420 03	671 08	671 08	-251 05	-251 05	S
Total for 6/15/2012					671 08	671 08	-251 05	-251 05	
285512109	ELECTRONIC ARTS								
Sold		06/15/12	28	345 15					
Acq		08/12/11	28	345 15	552 66	552 66	-207 51	-207 51	S
Total for 6/15/2012					552 66	552 66	-207 51	-207 51	
29266R108	ENERGIZER HLDGS INC								
Sold		04/12/12	20	1,426 21					
Acq		11/15/10	15	1,069 66	1,064 10	1,064 10	5 56	5 56	L
Acq		11/15/10		356 55	353 49	353 49	3 06	3 06	L
Total for 4/12/2012					1,417 59	1,417 59	8 62	8 62	
29266R108	ENERGIZER HLDGS INC								
Sold		06/07/12	15	1,092 11					
Acq		11/15/10	15	1,092 11	1,060 46	1,060 46	31 65	31 65	L
Total for 6/7/2012					1,060 46	1,060 46	31 65	31 65	
29266R108	ENERGIZER HLDGS INC								
Sold		06/08/12	135	9,910 85					
Acq		11/15/10	78	5,726 27	5,514 38	5,514 38	211 89	211 89	L
Acq		11/12/10	7	513 90	483 56	483 56	30 34	30 34	L
Acq		11/12/10	50	3,670 69	3,474 11	3,474 11	196 58	196 58	L
Total for 6/8/2012					9,472 05	9,472 05	438 80	438 80	
29358Q109	ENSCO INTERNATIONAL PLC								
Sold		02/01/12	10	534 22					
Acq		03/24/11	10	534 22	576 15	576 15	-41 93	-41 93	S
Total for 2/1/2012					576 15	576 15	-41 93	-41 93	

Statement of Capital Gains and Losses From Sales
(Does not include capital gain distributions from mutual funds or CTF's - See Tax Transaction Detail)

Account Id. 10522824000

KAUL FOUNDATION TR-IMA
Trust Year 12/1/2011 - 11/30/2012

Type	Description	Date	Shares	Price	Fed Cost	State Cost	Fed Gain	State Gain	(Type)
29358Q109 ENSCO INTERNATIONAL PLC									
Sold		04/12/12	30	1,575 02					
Acq		03/24/11	30	1,575 02	1,728 45	1,728 45	-153 43	-153 43	L
Total for 4/12/2012					1,728 45	1,728 45	-153 43	-153 43	
30231G102 EXXON MOBIL CORP									
Sold		02/01/12	10	845 00					
Acq		07/14/03	10	845 00	356 73	356 73	488 27	488 27	L
Total for 2/1/2012					356 73	356 73	488 27	488 27	
30231G102 EXXON MOBIL CORP									
Sold		04/12/12	40	3,308 00					
Acq		08/01/03	40	3,308 00	1,416 40	1,416 40	1,891 60	1,891 60	L
Total for 4/12/2012					1,416 40	1,416 40	1,891 60	1,891 60	
31428X106 FEDEX CORPORATION									
Sold		02/01/12	10	930 30					
Acq		01/26/12	10	930 30	926 25	926 25	4 05	4 05	S
Total for 2/1/2012					926 25	926 25	4 05	4 05	
31428X106 FEDEX CORPORATION									
Sold		04/12/12	10	880 30					
Acq		01/26/12	10	880 30	926 24	926 24	-45 94	-45 94	S
Total for 4/12/2012					926 24	926 24	-45 94	-45 94	
345370860 FORD MOTOR CO DEL									
Sold		02/01/12	50	620 59					
Acq		01/06/11	50	620 59	907 31	907 31	-286 72	-286 72	L
Total for 2/1/2012					907 31	907 31	-286 72	-286 72	
345370860 FORD MOTOR CO DEL									
Sold		04/12/12	100	1,191 18					
Acq		01/06/11	80	952 94	1,451 70	1,451 70	-498 76	-498 76	L
Acq		11/22/10	20	238 24	329 79	329 79	-91 55	-91 55	L
Total for 4/12/2012					1,781 49	1,781 49	-590 31	-590 31	
369604103 GENERAL ELECTRIC CO									
Sold		02/01/12	60	1,131 70					
Acq		08/01/03	60	1,131 70	1,710 60	1,710 60	-578 90	-578 90	L
Total for 2/1/2012					1,710 60	1,710 60	-578 90	-578 90	
369604103 GENERAL ELECTRIC CO									
Sold		04/12/12	150	2,848 73					
Acq		08/01/03	150	2,848 73	4,276 50	4,276 50	-1,427 77	-1,427 77	L
Total for 4/12/2012					4,276 50	4,276 50	-1,427 77	-1,427 77	
38259P508 GOOGLE INC									
Sold		02/01/12	1	582 92					
Acq		06/05/09	1	582 92	442 54	442 54	140 38	140 38	L
Total for 2/1/2012					442 54	442 54	140 38	140 38	

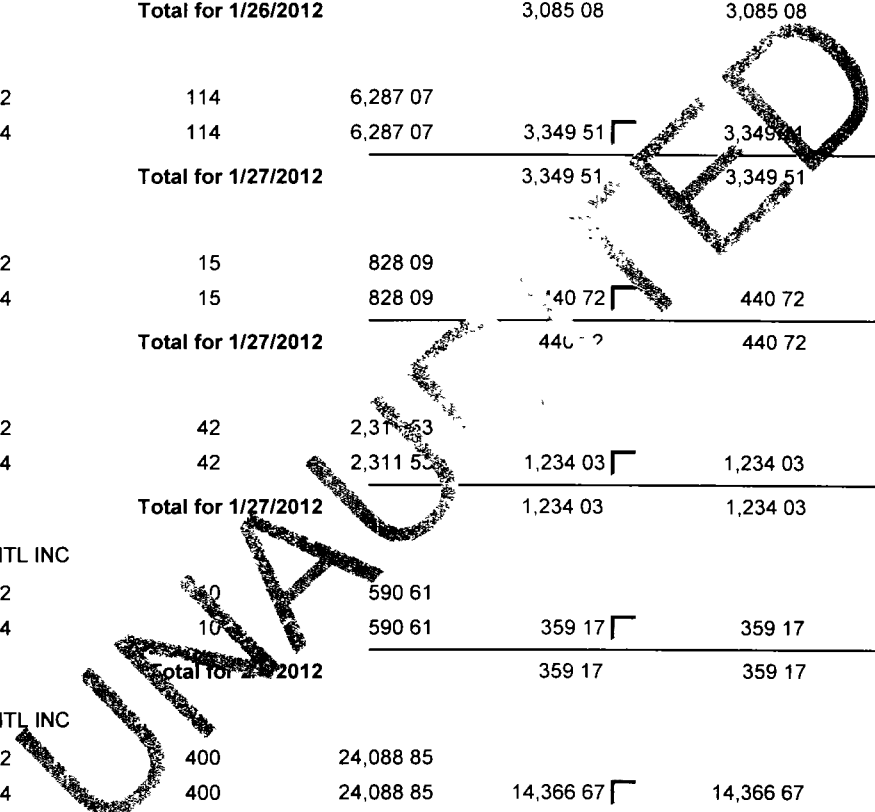


Statement of Capital Gains and Losses From Sales
(Does not include capital gain distributions from mutual funds or CTF's - See Tax Transaction Detail)

Account Id: 10522824000

KAUL FOUNDATION TR-IMA
Trust Year 12/1/2011 - 11/30/2012

Type	Description	Date	Shares	Price	Fed Cost	State Cost	Fed Gain	State Gain	(Type)
38259P508 GOOGLE INC									
Sold		03/22/12	14	9,026.49					
Acq		06/05/09	14	9,026.49	6,195.55	6,195.55	2,830.94	2,830.94	L
Total for 3/22/2012					6,195.55	6,195.55	2,830.94	2,830.94	
42809H107 HESS CORP									
Sold		01/26/12	105	5,770.18					
Acq		09/29/04	105	5,770.18	3,085.08	3,085.08	2,685.10	2,685.10	L
Total for 1/26/2012					3,085.08	3,085.08	2,685.10	2,685.10	
42809H107 HESS CORP									
Sold		01/27/12	114	6,287.07					
Acq		09/29/04	114	6,287.07	3,349.51	3,349.51	2,937.56	2,937.56	L
Total for 1/27/2012					3,349.51	3,349.51	2,937.56	2,937.56	
42809H107 HESS CORP									
Sold		01/27/12	15	828.09					
Acq		09/29/04	15	828.09	440.72	440.72	387.37	387.37	L
Total for 1/27/2012					440.72	440.72	387.37	387.37	
42809H107 HESS CORP									
Sold		01/27/12	42	2,311.53					
Acq		09/29/04	42	2,311.53	1,234.03	1,234.03	1,077.50	1,077.50	L
Total for 1/27/2012					1,234.03	1,234.03	1,077.50	1,077.50	
438516106 HONEYWELL INTL INC									
Sold		02/01/12	10	590.61					
Acq		01/14/04	10	590.61	359.17	359.17	231.44	231.44	L
Total for 2/1/2012					359.17	359.17	231.44	231.44	
438516106 HONEYWELL INTL INC									
Sold		03/13/12	400	24,088.85					
Acq		01/14/04	400	24,088.85	14,366.67	14,366.67	9,722.18	9,722.18	L
Total for 3/13/2012					14,366.67	14,366.67	9,722.18	9,722.18	
45666Q102 INFORMATICA CORP									
Sold		02/01/12	10	439.71					
Acq		08/13/10	10	439.71	305.63	305.63	134.08	134.08	L
Total for 2/1/2012					305.63	305.63	134.08	134.08	
45666Q102 INFORMATICA CORP									
Sold		04/12/12	20	1,016.02					
Acq		08/13/10	14	711.21	426.81	426.81	284.40	284.40	L
Acq		08/13/10	6	304.81	183.38	183.38	121.43	121.43	L
Total for 4/12/2012					610.19	610.19	405.83	405.83	
45865V100 INTERCONTINENTALEXCHANGE INC									
Sold		02/01/12	4	460.84					
Acq		10/18/11	4	460.84	497.20	497.20	-36.36	-36.36	S
Total for 2/1/2012					497.20	497.20	-36.36	-36.36	

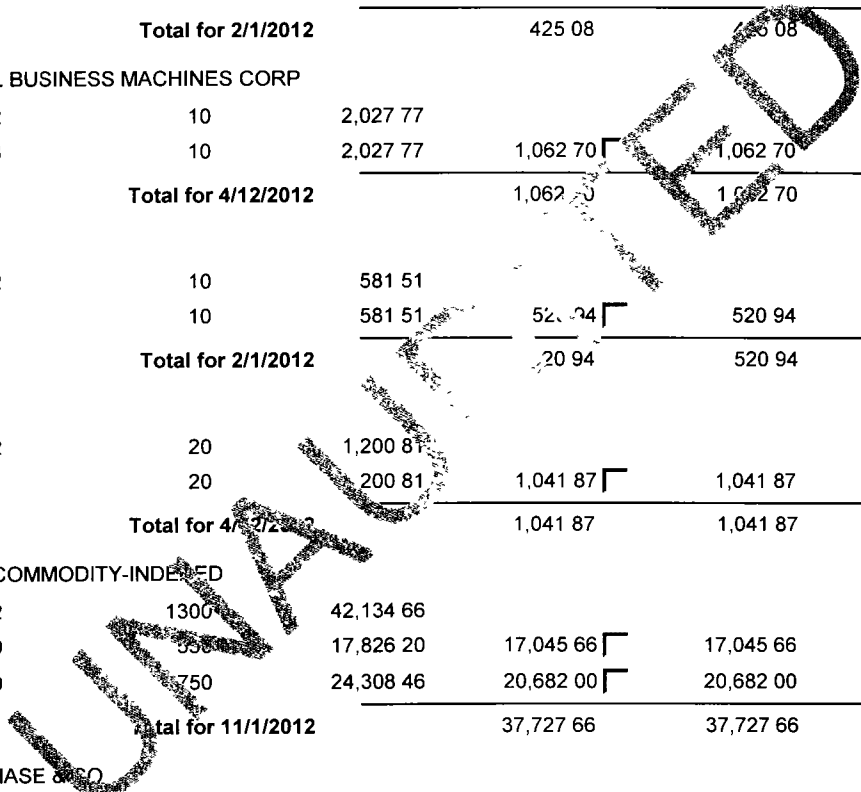


Statement of Capital Gains and Losses From Sales
(Does not include capital gain distributions from mutual funds or CTF's - See Tax Transaction Detail)

Account Id: 10522824000

KAUL FOUNDATION TR-IMA
Trust Year 12/1/2011 - 11/30/2012

Type	Description	Date	Shares	Price	Fed Cost	State Cost	Fed Gain	State Gain	(Type)
45865V100 INTERCONTINENTALEXCHANGE INC									
Sold		04/12/12	7	934 02					
Acq		10/18/11	4	533 73	497 20	497 20	36 53	36 53	S
Acq		10/19/11	3	400 29	372 06	372 06	28 23	28 23	S
Total for 4/12/2012					869 26	869 26	64 76	64 76	
459200101 INTERNATIONAL BUSINESS MACHINES CORP									
Sold		02/01/12	4	775 11					
Acq		01/23/08	4	775 11	425 08	425 08	350 03	350 03	L
Total for 2/1/2012					425 08	425 08	350 03	350 03	
459200101 INTERNATIONAL BUSINESS MACHINES CORP									
Sold		04/12/12	10	2,027 77					
Acq		01/23/08	10	2,027 77	1,062 70	1,062 70	965 07	965 07	L
Total for 4/12/2012					1,062 70	1,062 70	965 07	965 07	
461202103 INTUIT INC COM									
Sold		02/01/12	10	581 51					
Acq		10/12/11	10	581 51	520 94	520 94	60 57	60 57	S
Total for 2/1/2012					520 94	520 94	60 57	60 57	
461202103 INTUIT INC COM									
Sold		04/12/12	20	1,200 81					
Acq		10/12/11	20	200 81	1,041 87	1,041 87	158 94	158 94	S
Total for 4/12/2012					1,041 87	1,041 87	158 94	158 94	
46428R107 ISHARES GSCI COMMODITY-INDE									
Sold		11/01/12	1300	42,134 66					
Acq		06/15/09	558	17,826 20	17,045 66	17,045 66	780 54	780 54	L
Acq		07/07/09	750	24,308 46	20,682 00	20,682 00	3,626 46	3,626 46	L
Total for 11/1/2012					37,727 66	37,727 66	4,407 00	4,407 00	
46625H100 J P MORGAN CHASE & CO									
Sold		02/01/12	20	756 43					
Acq		08/01/03	20	756 43	676 00	676 00	80 43	80 43	L
Total for 2/1/2012					676 00	676 00	80 43	80 43	
46625H100 J P MORGAN CHASE & CO									
Sold		04/12/12	70	3,084 27					
Acq		08/01/03	70	3,084 27	2,366 00	2,366 00	718 27	718 27	L
Total for 4/12/2012					2,366 00	2,366 00	718 27	718 27	
532716107 LIMITED INC									
Sold		02/01/12	10	421 51					
Acq		10/06/09	10	421 51	180 58	180 58	240 93	240 93	L
Total for 2/1/2012					180 58	180 58	240 93	240 93	



Statement of Capital Gains and Losses From Sales
(Does not include capital gain distributions from mutual funds or CTF's - See Tax Transaction Detail)

Account Id: 10522824000

KAUL FOUNDATION TR-IMA
Trust Year 12/1/2011 - 11/30/2012

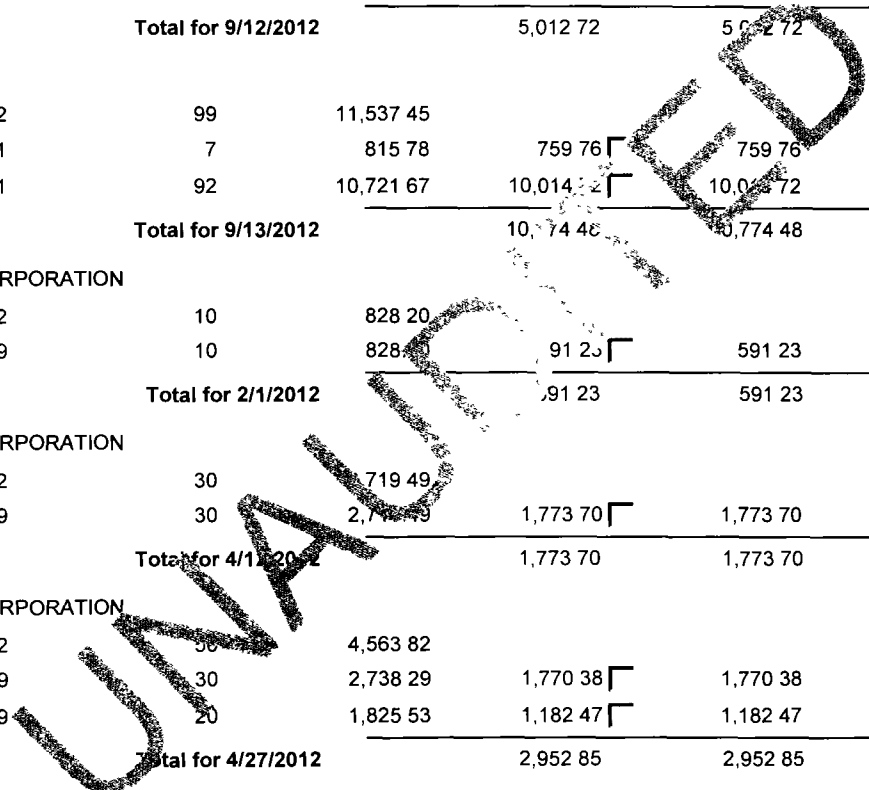
Type	Description	Date	Shares	Price	Fed Cost	State Cost	Fed Gain	State Gain	(Type)
532716107	LIMITED INC								
Sold		04/12/12	30	1,424 42					
Acq		10/06/09	30	1,424 42	541 73	541 73	882 69	882 69	L
Total for 4/12/2012					541 73	541 73	882 69	882 69	
532716107	LIMITED INC								
Sold		07/20/12	8	370 39					
Acq		10/06/09	8	370 39	144 46	144 46	225 93	225 93	L
Total for 7/20/2012					144 46	144 46	225 93	225 93	
532716107	LIMITED INC								
Sold		07/23/12	117	5,330 01					
Acq		10/06/09	22	1,002 22	397 27	397 27	604 95	604 95	L
Acq		10/05/09	95	4,327 79	1,646 48	1,646 48	2,681 31	2,681 31	L
Total for 7/23/2012					2,043 75	2,043 75	3,286 26	3,286 26	
532716107	LIMITED INC								
Sold		07/24/12	111	4,981 61					
Acq		10/05/09	5	224 40	86 66	86 66	137 74	137 74	L
Acq		10/05/09	106	4,757 15	1,827 15	1,827 15	2,930 06	2,930 06	L
Total for 7/24/2012					1,913 81	1,913 81	3,067 80	3,067 80	
532716107	LIMITED INC								
Sold		07/24/12	74	291 27					
Acq		10/05/09	74	3,254 27	1,275 56	1,275 56	2,015 71	2,015 71	L
Total for 7/24/2012					1,275 56	1,275 56	2,015 71	2,015 71	
534187109	LINCOLN NATIONAL CORP								
Sold		01/26/12	90	1,859 63					
Acq		08/12/11	90	1,859 63	2,025 24	2,025 24	-165 61	-165 61	S
Total for 1/26/2012					2,025 24	2,025 24	-165 61	-165 61	
534187109	LINCOLN NATIONAL CORP								
Sold		01/27/12	357	7,468 80					
Acq		08/12/11	357	7,468 80	8,033 46	8,033 46	-564 66	-564 66	S
Total for 1/27/2012					8,033 46	8,033 46	-564 66	-564 66	
534187109	LINCOLN NATIONAL CORP								
Sold		01/30/12	233	4,871 94					
Acq		08/12/11	233	4,871 94	5,243 13	5,243 13	-371 19	-371 19	S
Total for 1/30/2012					5,243 13	5,243 13	-371 19	-371 19	
544147101	LORILLARD INC								
Sold		02/01/12	4	432 00					
Acq		08/22/11	4	432 00	435 42	435 42	-3 42	-3 42	S
Total for 2/1/2012					435 42	435 42	-3 42	-3 42	

Statement of Capital Gains and Losses From Sales
(Does not include capital gain distributions from mutual funds or CTF's - See Tax Transaction Detail)

Account Id: 10522824000

KAUL FOUNDATION TR-IMA
Trust Year 12/1/2011 - 11/30/2012

Type	Description	Date	Shares	Price	Fed Cost	State Cost	Fed Gain	State Gain	(Type)
544147101	LORILLARD INC								
Sold		04/12/12	12	1,630 07					
Acq		02/16/12	12	1,630 07	1,515 91	1,515 91	114 16	114 16	S
Total for 4/12/2012					1,515 91	1,515 91	114 16	114 16	
544147101	LORILLARD INC								
Sold		09/12/12	43	4,986 63					
Acq		08/22/11	24	2,783 24	2,612 53	2,612 53	170 71	170 71	L
Acq		02/16/12	19	2,203 39	2,400 19	2,400 19	-196 80	-196 80	S
Total for 9/12/2012					5,012 72	5,012 72	-26 09	-26 09	
544147101	LORILLARD INC								
Sold		09/13/12	99	11,537 45					
Acq		08/22/11	7	815 78	759 76	759 76	56 02	56 02	L
Acq		08/22/11	92	10,721 67	10,014 22	10,014 22	706 95	706 95	L
Total for 9/13/2012					10,774 48	10,774 48	762 97	762 97	
58155Q103	MCKESSON CORPORATION								
Sold		02/01/12	10	828 20					
Acq		10/07/09	10	828 20	91 23	591 23	236 97	236 97	L
Total for 2/1/2012					91 23	591 23	236 97	236 97	
58155Q103	MCKESSON CORPORATION								
Sold		04/12/12	30	719 49					
Acq		10/07/09	30	2,773 70	1,773 70	1,773 70	945 79	945 79	L
Total for 4/12/2012					1,773 70	1,773 70	945 79	945 79	
58155Q103	MCKESSON CORPORATION								
Sold		04/27/12	30	4,563 82					
Acq		10/07/09	30	2,738 29	1,770 38	1,770 38	967 91	967 91	L
Acq		10/07/09	20	1,825 53	1,182 47	1,182 47	643 06	643 06	L
Total for 4/27/2012					2,952 85	2,952 85	1,610 97	1,610 97	
58155Q103	MCKESSON CORPORATION								
Sold		04/30/12	110	10,063 65					
Acq		10/07/09	20	1,829 75	1,180 26	1,180 26	649 49	649 49	L
Acq		02/04/09	90	8,233 90	4,101 25	4,101 25	4,132 65	4,132 65	L
Total for 4/30/2012					5,281 51	5,281 51	4,782 14	4,782 14	
58933Y105	MERCK & CO INC								
Sold		02/01/12	20	775 42					
Acq		01/19/07	20	775 42	500 30	500 30	275 12	275 12	L
Total for 2/1/2012					500 30	500 30	275 12	275 12	
58933Y105	MERCK & CO INC								
Sold		04/12/12	50	1,933 06					
Acq		01/19/07	50	1,933 06	1,250 75	1,250 75	682 31	682 31	L
Total for 4/12/2012					1,250 75	1,250 75	682 31	682 31	

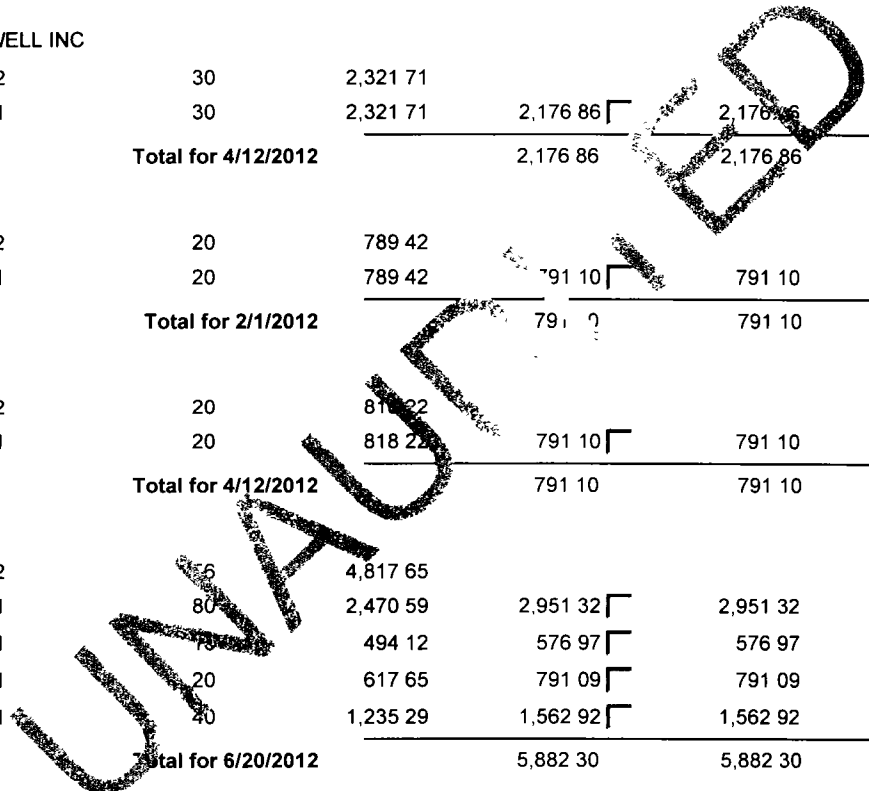


Statement of Capital Gains and Losses From Sales
(Does not include capital gain distributions from mutual funds or CTF's - See Tax Transaction Detail)

Account Id: 10522824000

KAUL FOUNDATION TR-IMA
Trust Year 12/1/2011 - 11/30/2012

Type	Description	Date	Shares	Price	Fed Cost	State Cost	Fed Gain	State Gain	(Type)
615369105	MOODYS CORP								
Sold		04/12/12	10	419 81					
Acq		04/03/12	10	419 81	428 60	428 60	-8 79	-8 79	S
Total for 4/12/2012					428 60	428 60	-8 79	-8 79	
637071101	NATIONAL-OILWELL INC								
Sold		02/01/12	10	750 91					
Acq		12/09/11	10	750 91	725 62	725 62	25 29	25 29	S
Total for 2/1/2012					725 62	725 62	25 29	25 29	
637071101	NATIONAL-OILWELL INC								
Sold		04/12/12	30	2,321 71					
Acq		12/09/11	30	2,321 71	2,176 86	2,176 86	144 85	144 85	S
Total for 4/12/2012					2,176 86	2,176 86	144 85	144 85	
64110D104	NETAPP INC								
Sold		02/01/12	20	789 42					
Acq		10/18/11	20	789 42	791 10	791 10	-1 68	-1 68	S
Total for 2/1/2012					791 10	791 10	-1 68	-1 68	
64110D104	NETAPP INC								
Sold		04/12/12	20	818 22					
Acq		10/18/11	20	818 22	791 10	791 10	27 12	27 12	S
Total for 4/12/2012					791 10	791 10	27 12	27 12	
64110D104	NETAPP INC								
Sold		06/20/12	55	4,817 65					
Acq		08/23/11	80	2,470 59	2,951 32	2,951 32	-480 73	-480 73	S
Acq		08/19/11	75	494 12	576 97	576 97	-82 85	-82 85	S
Acq		10/18/11	20	617 65	791 09	791 09	-173 44	-173 44	S
Acq		10/19/11	20	1,235 29	1,562 92	1,562 92	-327 63	-327 63	S
Total for 6/20/2012					5,882 30	5,882 30	-1,064 65	-1,064 65	
64110D104	NETAPP INC								
Sold		06/20/12	52	1,608 76					
Acq		08/19/11	7	216 56	252 42	252 42	-35 86	-35 86	S
Acq		08/22/11	45	1,392 20	1,603 13	1,603 13	-210 93	-210 93	S
Total for 6/20/2012					1,855 55	1,855 55	-246 79	-246 79	
64110D104	NETAPP INC								
Sold		06/21/12	11	333 05					
Acq		08/22/11	11	333 05	391 87	391 87	-58 82	-58 82	S
Total for 6/21/2012					391 87	391 87	-58 82	-58 82	
64110D104	NETAPP INC								
Sold		06/21/12	144	4,310 01					
Acq		08/22/11	144	4,310 01	5,130 00	5,130 00	-819 99	-819 99	S
Total for 6/21/2012					5,130 00	5,130 00	-819 99	-819 99	




Statement of Capital Gains and Losses From Sales
(Does not include capital gain distributions from mutual funds or CTF's - See Tax Transaction Detail)

Account Id: 10522824000

KAUL FOUNDATION TR-IMA
Trust Year 12/1/2011 - 11/30/2012

Type	Description	Date	Shares	Price	Fed Cost	State Cost	Fed Gain	State Gain	(Type)
65248E203 NEWS CORP									
Sold		02/01/12	40	794 88					
Acq		10/30/03	40	794 88	711 90	711 90	82 98	82 98	L
Total for 2/1/2012					711 90	711 90	82 98	82 98	
65248E203 NEWS CORP									
Sold		04/12/12	110	2,125 36					
Acq		10/30/03	110	2,125 36	1,957 73	1,957 73	167 63	167 63	L
Total for 4/12/2012					1,957 73	1,957 73	167 63	167 63	
65339F101 NEXTERA ENERGY INC									
Sold		02/01/12	20	1,202 42					
Acq		04/05/11	20	1,202 42	1,124 31	1,124 31	78 11	78 11	S
Total for 2/1/2012					1,124 31	1,124 31	78 11	78 11	
65339F101 NEXTERA ENERGY INC									
Sold		04/12/12	40	2,494 02					
Acq		04/05/11	40	2,494 02	2,248 62	2,248 62	245 40	245 40	L
Total for 4/12/2012					2,248 62	2,248 62	245 40	245 40	
655844108 NORFOLK SOUTHERN CORP									
Sold		02/01/12	10	729 91					
Acq		11/04/09	10	729 91	498 48	498 48	231 43	231 43	L
Total for 2/1/2012					498 48	498 48	231 43	231 43	
655844108 NORFOLK SOUTHERN CORP									
Sold		02/16/12	162	14,384 57					
Acq		11/04/09	162	11,096 67	8,075 31	8,075 31	3,021 36	3,021 36	L
Acq		11/03/09	45	3,287 90	2,359 13	2,359 13	928 77	928 77	L
Total for 2/16/2012					10,434 44	10,434 44	3,950 13	3,950 13	
655844108 NORFOLK SOUTHERN CORP									
Sold		02/16/12	110	7,540 51					
Acq		11/03/09	102	6,992 11	5,012 76	5,012 76	1,979 35	1,979 35	L
Acq		11/03/09	8	548 40	393 19	393 19	155 21	155 21	L
Total for 2/16/2012					5,405 95	5,405 95	2,134 56	2,134 56	
674599105 OCCIDENTAL PETROLEUM CORPORATION COMMON									
Sold		02/01/12	10	993 60					
Acq		04/23/09	10	993 60	555 33	555 33	438 27	438 27	L
Total for 2/1/2012					555 33	555 33	438 27	438 27	
674599105 OCCIDENTAL PETROLEUM CORPORATION COMMON									
Sold		04/12/12	20	1,786 80					
Acq		04/23/09	20	1,786 80	1,110 65	1,110 65	676 15	676 15	L
Total for 4/12/2012					1,110 65	1,110 65	676 15	676 15	

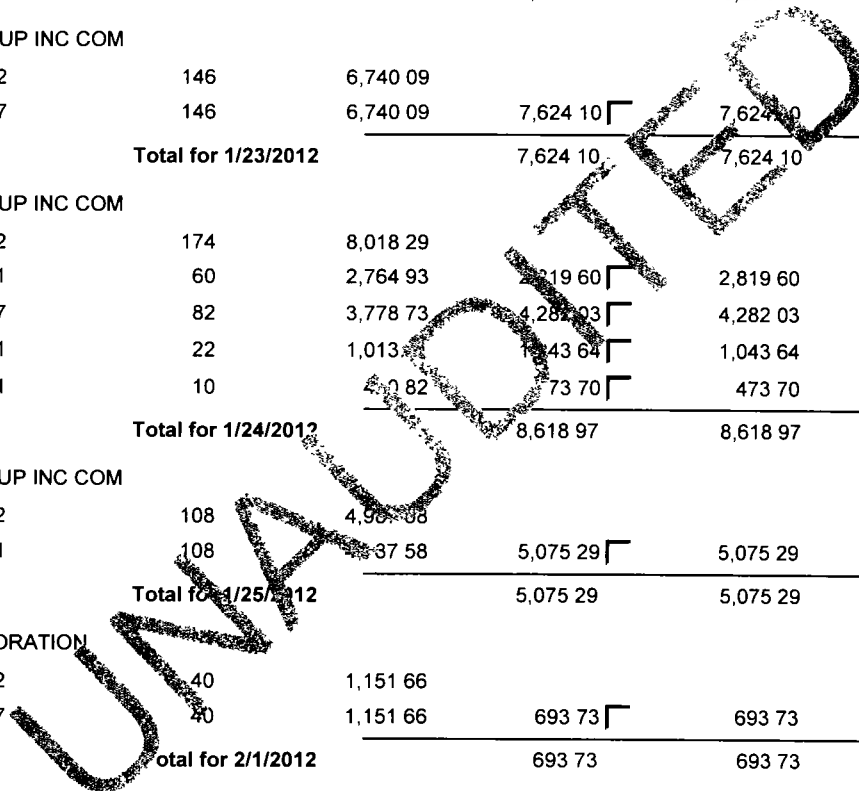


Statement of Capital Gains and Losses From Sales
(Does not include capital gain distributions from mutual funds or CTF's - See Tax Transaction Detail)

Account Id: 10522824000

KAUL FOUNDATION TR-IMA
Trust Year 12/1/2011 - 11/30/2012

Type	Description	Date	Shares	Price	Fed Cost	State Cost	Fed Gain	State Gain	(Type)
681919106	OMNICOM GROUP INC COM								
Sold		01/20/12	21	985 45					
Acq		01/19/07	21	985 45	1,096 62	1,096 62	-111 17	-111 17	L
Total for 1/20/2012					1,096 62	1,096 62	-111 17	-111 17	
681919106	OMNICOM GROUP INC COM								
Sold		01/20/12	101	4,729 01					
Acq		01/19/07	101	4,729 01	5,274 21	5,274 21	-545 20	-545 20	L
Total for 1/20/2012					5,274 21	5,274 21	-545 20	-545 20	
681919106	OMNICOM GROUP INC COM								
Sold		01/23/12	146	6,740 09					
Acq		01/19/07	146	6,740 09	7,624 10	7,624 10	-884 01	-884 01	L
Total for 1/23/2012					7,624 10	7,624 10	-884 01	-884 01	
681919106	OMNICOM GROUP INC COM								
Sold		01/24/12	174	8,018 29					
Acq		01/07/11	60	2,764 93	2,819 60	2,819 60	-54 67	-54 67	L
Acq		01/19/07	82	3,778 73	4,282 03	4,282 03	-503 30	-503 30	L
Acq		01/07/11	22	1,013 82	1,043 64	1,043 64	-29 83	-29 83	L
Acq		01/06/11	10	473 70	473 70	473 70	-12 88	-12 88	L
Total for 1/24/2012					8,618 97	8,618 97	-600 68	-600 68	
681919106	OMNICOM GROUP INC COM								
Sold		01/25/12	108	4,967 98					
Acq		01/07/11	108	4,967 98	5,075 29	5,075 29	-87 71	-87 71	L
Total for 1/25/2012					5,075 29	5,075 29	-87 71	-87 71	
68389X105	ORACLE CORPORATION								
Sold		02/01/12	40	1,151 66					
Acq		01/19/07	40	1,151 66	693 73	693 73	457 93	457 93	L
Total for 2/1/2012					693 73	693 73	457 93	457 93	
68389X105	ORACLE CORPORATION								
Sold		03/30/12	460	13,410 95					
Acq		01/19/07	460	13,410 95	7,977 87	7,977 87	5,433 08	5,433 08	L
Total for 3/30/2012					7,977 87	7,977 87	5,433 08	5,433 08	
68389X105	ORACLE CORPORATION								
Sold		04/12/12	70	1,981 10					
Acq		01/19/07	70	1,981 10	1,214 02	1,214 02	767 08	767 08	L
Total for 4/12/2012					1,214 02	1,214 02	767 08	767 08	
69351T106	PPL CORP								
Sold		01/20/12	540	14,848 68					
Acq		04/04/11	390	10,724 05	10,086 65	10,086 65	637 40	637 40	S
Acq		04/05/11	150	4,124 63	3,866 04	3,866 04	258 59	258 59	S
Total for 1/20/2012					13,952 69	13,952 69	895 99	895 99	

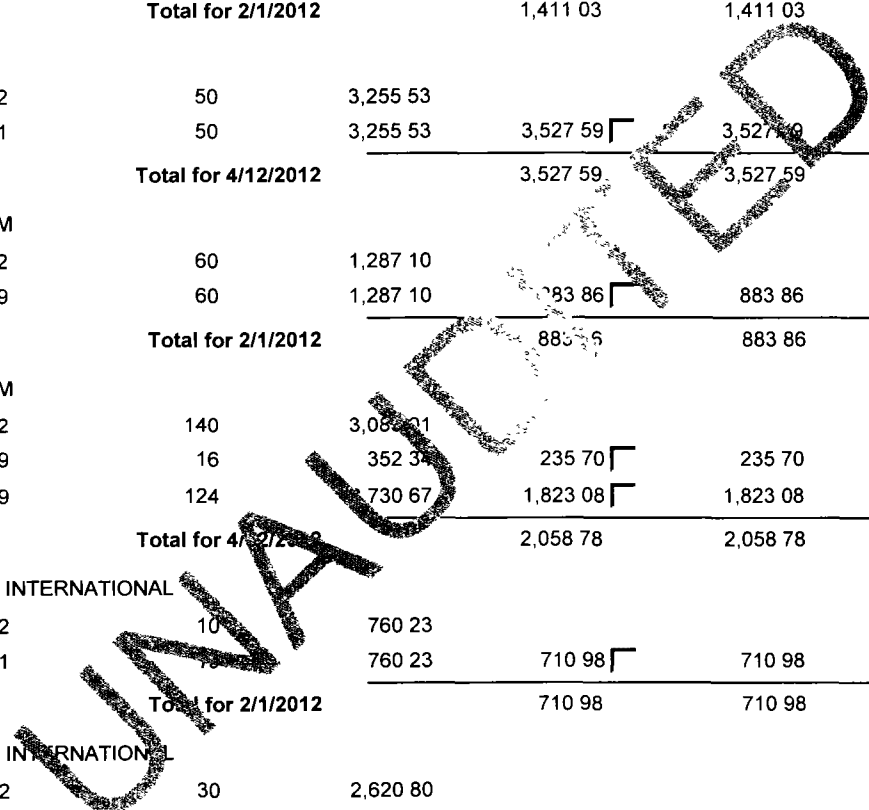


Statement of Capital Gains and Losses From Sales
(Does not include capital gain distributions from mutual funds or CTF's - See Tax Transaction Detail)

Account Id: 10522824000

KAUL FOUNDATION TR-IMA
Trust Year 12/1/2011 - 11/30/2012

Type	Description	Date	Shares	Price	Fed Cost	State Cost	Fed Gain	State Gain	(Type)
693656100 PVH CORP									
Sold		04/12/12	20	1,768 60					
Acq		11/02/11	20	1,768 60	1,499 31	1,499 31	269 29	269 29	S
Total for 4/12/2012					1,499 31	1,499 31	269 29	269 29	
713448108 PEPSICO INC									
Sold		02/01/12	20	1,329 21					
Acq		05/13/11	20	1,329 21	1,411 03	1,411 03	-81 82	-81 82	S
Total for 2/1/2012					1,411 03	1,411 03	-81 82	-81 82	
713448108 PEPSICO INC									
Sold		04/12/12	50	3,255 53					
Acq		05/13/11	50	3,255 53	3,527 59	3,527 59	-272 06	-272 06	S
Total for 4/12/2012					3,527 59	3,527 59	-272 06	-272 06	
717081103 PFIZER INC COM									
Sold		02/01/12	60	1,287 10					
Acq		07/08/09	60	1,287 10	883 86	883 86	403 24	403 24	L
Total for 2/1/2012					883 86	883 86	403 24	403 24	
717081103 PFIZER INC COM									
Sold		04/12/12	140	3,063 01					
Acq		07/08/09	16	352 34	235 70	235 70	116 64	116 64	L
Acq		07/07/09	124	730 67	1,823 08	1,823 08	907 59	907 59	L
Total for 4/12/2012					2,058 78	2,058 78	1,024 23	1,024 23	
718172109 PHILIP MORRIS INTERNATIONAL									
Sold		02/01/12	10	760 23					
Acq		10/31/11	10	760 23	710 98	710 98	49 25	49 25	S
Total for 2/1/2012					710 98	710 98	49 25	49 25	
718172109 PHILIP MORRIS INTERNATIONAL									
Sold		04/12/12	30	2,620 80					
Acq		10/31/11	30	2,620 80	2,132 95	2,132 95	487 85	487 85	S
Total for 4/12/2012					2,132 95	2,132 95	487 85	487 85	
718546104 PHILLIPS 66									
Sold		05/03/12	10	314 23					
Acq		07/14/03	10	314 23	129 31	129 31	184 92	184 92	L
Total for 5/3/2012					129 31	129 31	184 92	184 92	
718546104 PHILLIPS 66									
Sold		05/03/12	110	3,475 78					
Acq		07/14/03	110	3,475 78	1,422 39	1,422 39	2,053 39	2,053 39	L
Total for 5/3/2012					1,422 39	1,422 39	2,053 39	2,053 39	
74005P104 PRAXAIR INC									
Sold		02/01/12	7	750 40					
Acq		02/04/05	7	750 40	308 76	308 76	441 64	441 64	L
Total for 2/1/2012					308 76	308 76	441 64	441 64	



Statement of Capital Gains and Losses From Sales
(Does not include capital gain distributions from mutual funds or CTF's - See Tax Transaction Detail)

Account Id: 10522824000

KAUL FOUNDATION TR-IMA
Trust Year 12/1/2011 - 11/30/2012

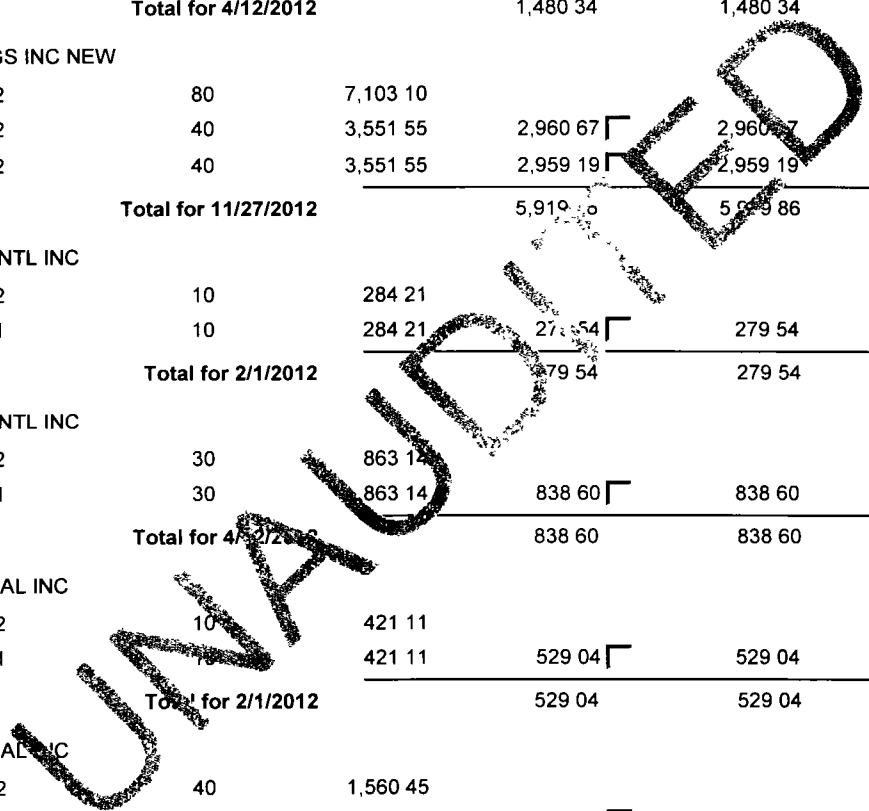
Type	Description	Date	Shares	Price	Fed Cost	State Cost	Fed Gain	State Gain	(Type)
74005P104	PRAXAIR INC								
Sold		04/12/12	13	1,449 11					
Acq		02/04/05	13	1,449 11	573 41	573 41	875 70	875 70	L
Total for 4/12/2012					573 41	573 41	875 70	875 70	
74144T108	PRICE T ROWE GROUP INC								
Sold		02/01/12	10	587 71					
Acq		01/20/12	10	587 71	600 63	600 63	-12 92	-12 92	S
Total for 2/1/2012					600 63	600 63	-12 92	-12 92	
74144T108	PRICE T ROWE GROUP INC								
Sold		04/12/12	20	1,235 61					
Acq		01/20/12	20	1,235 61	1,201 26	1,201 26	34 35	34 35	S
Total for 4/12/2012					1,201 26	1,201 26	34 35	34 35	
742718109	PROCTER & GAMBLE CO COM								
Sold		02/01/12	10	634 51					
Acq		07/16/03	10	634 51	441 00	441 00	193 51	193 51	L
Total for 2/1/2012					441 00	441 00	193 51	193 51	
742718109	PROCTER & GAMBLE CO COM								
Sold		03/22/12	60	4,048 78					
Acq		07/16/03	60	4,048 78	2,646 00	2,646 00	1,402 78	1,402 78	L
Total for 3/22/2012					2,646 00	2,646 00	1,402 78	1,402 78	
742718109	PROCTER & GAMBLE CO COM								
Sold		03/27/12	11	738 64					
Acq		07/16/03	11	738 64	485 10	485 10	253 54	253 54	L
Total for 3/27/2012					485 10	485 10	253 54	253 54	
742718109	PROCTER & GAMBLE CO COM								
Sold		03/27/12	140	9,401 54					
Acq		07/16/03	140	9,401 54	6,174 00	6,174 00	3,227 54	3,227 54	L
Total for 3/27/2012					6,174 00	6,174 00	3,227 54	3,227 54	
742718109	PROCTER & GAMBLE CO COM								
Sold		03/28/12	103	6,898 95					
Acq		07/16/03	103	6,898 95	4,542 30	4,542 30	2,356 65	2,356 65	L
Total for 3/28/2012					4,542 30	4,542 30	2,356 65	2,356 65	
742718109	PROCTER & GAMBLE CO COM								
Sold		03/28/12	11	737 93					
Acq		07/16/03	11	737 93	485 10	485 10	252 83	252 83	L
Total for 3/28/2012					485 10	485 10	252 83	252 83	
747525103	QUALCOMM INC								
Sold		02/01/12	20	1,191 42					
Acq		08/11/10	10	595 71	392 55	392 55	203 16	203 16	L
Acq		08/11/10	10	595 71	393 45	393 45	202 26	202 26	L
Total for 2/1/2012					786 00	786 00	405 42	405 42	

Statement of Capital Gains and Losses From Sales
(Does not include capital gain distributions from mutual funds or CTF's - See Tax Transaction Detail)

Account Id. 10522824000

KAUL FOUNDATION TR-IMA
Trust Year 12/1/2011 - 11/30/2012

Type	Description	Date	Shares	Price	Fed Cost	State Cost	Fed Gain	State Gain	(Type)
747525103	QUALCOMM INC								
Sold		04/12/12	50	3,325 02					
Acq		08/11/10	50	3,325 02	1,962 75	1,962 75	1,362 27	1,362 27	L
Total for 4/12/2012					1,962 75	1,962 75	1,362 27	1,362 27	
751028101	RALCORP HLDGS INC NEW								
Sold		04/12/12	20	1,480 41					
Acq		03/30/12	20	1,480 41	1,480 34	1,480 34	0 07	0 07	S
Total for 4/12/2012					1,480 34	1,480 34	0 07	0 07	
751028101	RALCORP HLDGS INC NEW								
Sold		11/27/12	80	7,103 10					
Acq		03/30/12	40	3,551 55	2,960 67	2,960 67	590 88	590 88	S
Acq		03/30/12	40	3,551 55	2,959 19	2,959 19	592 36	592 36	S
Total for 11/27/2012					5,919 86	5,919 86	1,183 24	1,183 24	
770323103	ROBERT HALF INTL INC								
Sold		02/01/12	10	284 21					
Acq		12/05/11	10	284 21	279 54	279 54	4 67	4 67	S
Total for 2/1/2012					279 54	279 54	4 67	4 67	
770323103	ROBERT HALF INTL INC								
Sold		04/12/12	30	863 14					
Acq		12/05/11	30	863 14	838 60	838 60	24 54	24 54	S
Total for 4/12/2012					838 60	838 60	24 54	24 54	
790849103	ST JUDE MEDICAL INC								
Sold		02/01/12	10	421 11					
Acq		04/27/11	10	421 11	529 04	529 04	-107 93	-107 93	S
Total for 2/1/2012					529 04	529 04	-107 93	-107 93	
790849103	ST JUDE MEDICAL INC								
Sold		04/12/12	40	1,560 45					
Acq		04/27/11	40	1,560 45	2,116 18	2,116 18	-555 73	-555 73	S
Total for 4/12/2012					2,116 18	2,116 18	-555 73	-555 73	
790849103	ST JUDE MEDICAL INC								
Sold		07/18/12	7	260 51					
Acq		04/27/11	7	260 51	370 33	370 33	-109 82	-109 82	L
Total for 7/18/2012					370 33	370 33	-109 82	-109 82	
790849103	ST JUDE MEDICAL INC								
Sold		07/18/12	413	15,502 47					
Acq		03/22/11	300	11,260 87	15,441 12	15,441 12	-4,180 25	-4,180 25	L
Acq		04/26/11	54	2,026 96	2,812 36	2,812 36	-785 40	-785 40	L
Acq		04/27/11	59	2,214 64	3,121 36	3,121 36	-906 72	-906 72	L
Total for 7/18/2012					21,374 84	21,374 84	-5,872 37	-5,872 37	

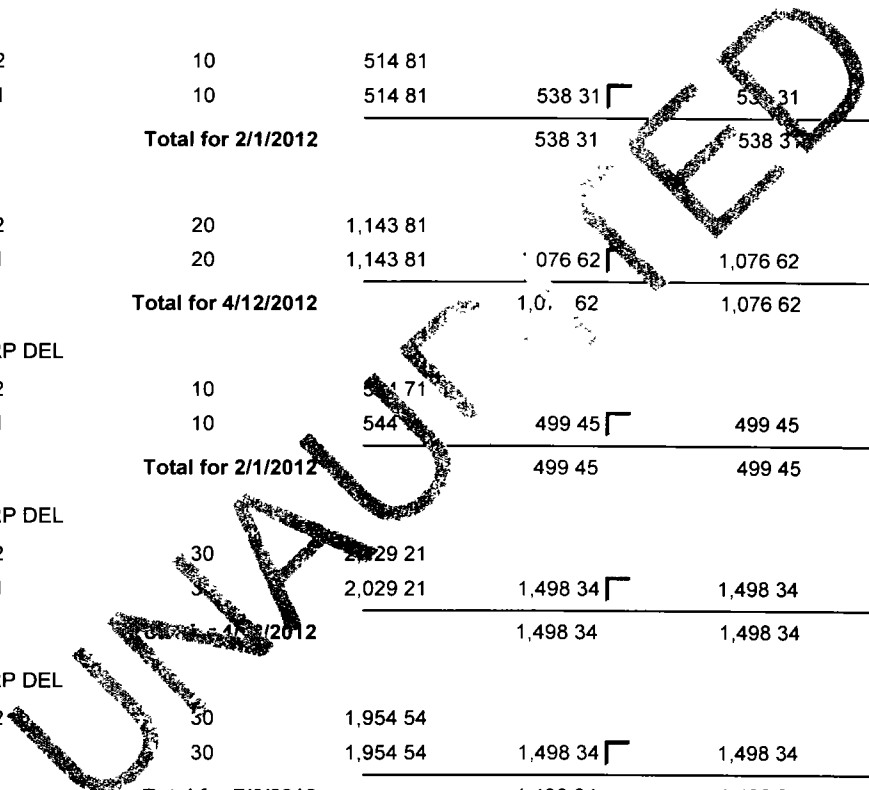


Statement of Capital Gains and Losses From Sales
(Does not include capital gain distributions from mutual funds or CTF's - See Tax Transaction Detail)

Account Id: 10522824000

KAUL FOUNDATION TR-IMA
Trust Year 12/1/2011 - 11/30/2012

Type	Description	Date	Shares	Price	Fed Cost	State Cost	Fed Gain	State Gain	(Type)
86271F818 DREYFUS PREM STRAT GLBL ST-I									
Sold		11/01/12	12660 613	190,795 44					
Acq		01/04/10	2749 411	41,433 62	35,000 00	35,000 00	6,433 62	6,433 62	L
Acq		03/04/09	4784 689	72,105 26	40,000 00	40,000 00	32,105 26	32,105 26	L
Acq		12/30/11	117 455	1,770 05	1,551 58	1,551 58	218 47	218 47	S
Acq		02/12/09	4972 376	74,933 71	45,000 00	45,000 00	29,933 71	29,933 71	L
Acq		12/31/10	36 682	552 80	504 01	504 01	48 79	48 79	L
Total for 11/1/2012					122,055 59	122,055 59	68,739 85	68,739 85	
87612E106 TARGET CORP									
Sold		02/01/12	10	514 81					
Acq		12/08/11	10	514 81	538 31	538 31	-23 50	-23 50	S
Total for 2/1/2012					538 31	538 31	-23 50	-23 50	
87612E106 TARGET CORP									
Sold		04/12/12	20	1,143 81					
Acq		12/08/11	20	1,143 81	1,076 62	1,076 62	67 19	67 19	S
Total for 4/12/2012					1,076 62	1,076 62	67 19	67 19	
88076W103 TERADATA CORP DEL									
Sold		02/01/12	10	544 71					
Acq		03/03/11	10	544 71	499 45	499 45	45 26	45 26	S
Total for 2/1/2012					499 45	499 45	45 26	45 26	
88076W103 TERADATA CORP DEL									
Sold		04/12/12	30	2,029 21					
Acq		03/03/11	30	2,029 21	1,498 34	1,498 34	530 87	530 87	L
Total for 4/12/2012					1,498 34	1,498 34	530 87	530 87	
88076W103 TERADATA CORP DEL									
Sold		07/06/12	30	1,954 54					
Acq		03/03/11	30	1,954 54	1,498 34	1,498 34	456 20	456 20	L
Total for 7/6/2012					1,498 34	1,498 34	456 20	456 20	
88076W103 TERADATA CORP DEL									
Sold		07/09/12	80	5,241 78					
Acq		03/03/11	34	2,227 76	1,698 12	1,698 12	529 64	529 64	L
Acq		03/03/11	46	3,014 02	2,293 28	2,293 28	720 74	720 74	L
Total for 7/9/2012					3,991 40	3,991 40	1,250 38	1,250 38	
883556102 THERMO ELECTRON CORP									
Sold		12/08/11	91	4,141 01					
Acq		11/06/09	91	4,141 01	4,082 67	4,082 67	58 34	58 34	L
Total for 12/8/2011					4,082 67	4,082 67	58 34	58 34	
883556102 THERMO ELECTRON CORP									
Sold		12/09/11	89	4,023 43					
Acq		11/06/09	89	4,023 43	3,992 94	3,992 94	30 49	30 49	L
Total for 12/9/2011					3,992 94	3,992 94	30 49	30 49	



Statement of Capital Gains and Losses From Sales
(Does not include capital gain distributions from mutual funds or CTF's - See Tax Transaction Detail)

2/11/2013 08:35:19

Account Id: 10522824000

KAUL FOUNDATION TR-IMA
Trust Year 12/1/2011 - 11/30/2012

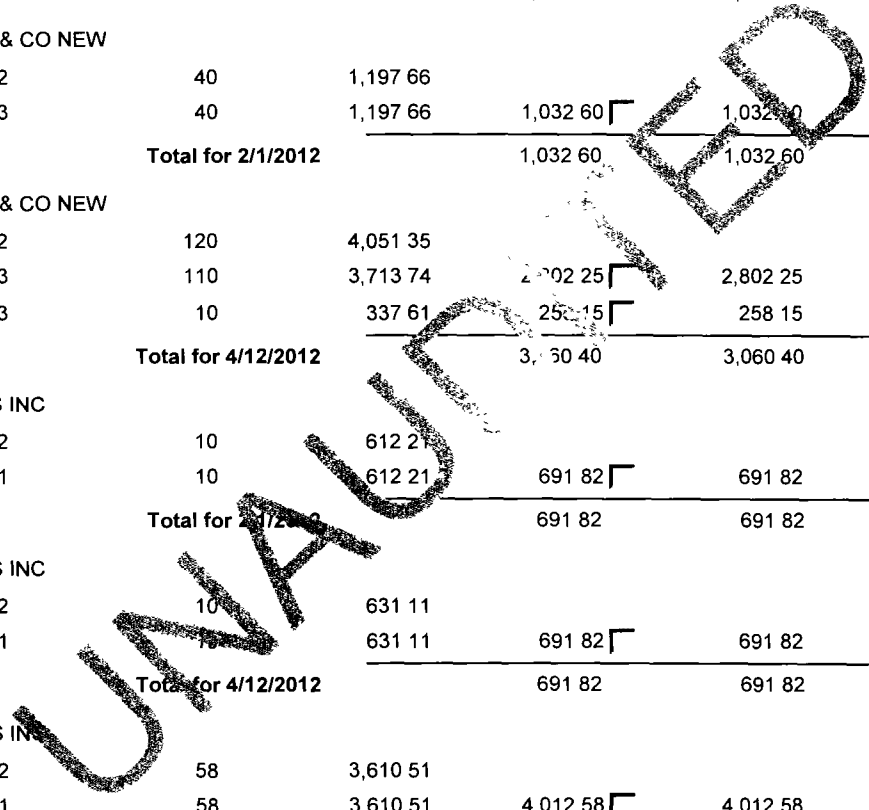
Type	Description	Date	Shares	Price	Fed Cost	State Cost	Fed Gain	State Gain	(Type)
883556102	THERMO ELECTRON CORP								
Sold		12/09/11	177	8,059 85					
Acq		11/06/09	160	7,285 74	7,178 32	7,178 32	107 42	107 42	L
Acq		11/06/09	17	774 11	757 61	757 61	16 50	16 50	L
			Total for 12/9/2011		7,935 93	7,935 93	123 92	123 92	
883556102	THERMO ELECTRON CORP								
Sold		12/12/11	20	900 99					
Acq		11/06/09	20	900 99	891 30	891 30	9 69	9 69	L
			Total for 12/12/2011		891 30	891 30	9 69	9 69	
883556102	THERMO ELECTRON CORP								
Sold		12/12/11	93	4,187 68					
Acq		11/06/09	93	4,187 68	4,144 54	4,144 54	43 14	43 14	L
			Total for 12/12/2011		4,144 54	4,144 54	43 14	43 14	
89353D107	TRANSCANADA CORP								
Sold		02/01/12	10	412 51					
Acq		10/18/11	10	412 51	429 34	429 34	-16 83	-16 83	S
			Total for 2/1/2012		29 34	429 34	-16 83	-16 83	
89353D107	TRANSCANADA CORP								
Sold		04/12/12	30	1,283 13					
Acq		10/18/11	30	283 13	1,288 03	1,288 03	-4 90	-4 90	S
			Total for 4/12/2012		1,288 03	1,288 03	-4 90	-4 90	
904767704	UNILEVER PLC AMER SHS ADR NEW								
Sold		02/01/12	30	990 94					
Acq		05/16/11	33	990 94	963 66	963 66	27 28	27 28	S
			Total for 2/1/2012		963 66	963 66	27 28	27 28	
904767704	UNILEVER PLC AMER SHS ADR NEW								
Sold		04/12/12	80	2,558 51					
Acq		05/16/11	40	1,279 26	1,284 87	1,284 87	-5 61	-5 61	S
Acq		12/14/09	40	1,279 26	1,236 30	1,236 30	42 96	42 96	L
			Total for 4/12/2012		2,521 17	2,521 17	37 34	37 34	
91912E105	VALE SA-SP ADR								
Sold		02/01/12	20	525 63					
Acq		05/10/06	20	525 63	288 20	288 20	237 43	237 43	L
			Total for 2/1/2012		288 20	288 20	237 43	237 43	
91912E105	VALE SA-SP ADR								
Sold		04/12/12	50	1,145 08					
Acq		05/10/06	50	1,145 08	720 51	720 51	424 57	424 57	L
			Total for 4/12/2012		720 51	720 51	424 57	424 57	

Statement of Capital Gains and Losses From Sales
(Does not include capital gain distributions from mutual funds or CTF's - See Tax Transaction Detail)

Account Id: 10522824000

KAUL FOUNDATION TR-IMA
Trust Year 12/1/2011 - 11/30/2012

Type	Description	Date	Shares	Price	Fed Cost	State Cost	Fed Gain	State Gain	(Type)
928563402	VMWARE INC								
Sold		02/01/12	10	933 90					
Acq		10/18/11	10	933 90	966 08	966 08	-32 18	-32 18	S
			Total for 2/1/2012		966 08	966 08	-32 18	-32 18	
928563402	VMWARE INC								
Sold		04/12/12	12	1,289 75					
Acq		10/11/11	12	1,289 75	1,082 85	1,082 85	206 90	206 90	S
			Total for 4/12/2012		1,082 85	1,082 85	206 90	206 90	
949746101	WELLS FARGO & CO NEW								
Sold		02/01/12	40	1,197 66					
Acq		07/16/03	40	1,197 66	1,032 60	1,032 60	165 06	165 06	L
			Total for 2/1/2012		1,032 60	1,032 60	165 06	165 06	
949746101	WELLS FARGO & CO NEW								
Sold		04/12/12	120	4,051 35					
Acq		07/02/03	110	3,713 74	2,802 25	2,802 25	911 49	911 49	L
Acq		07/16/03	10	337 61	258 15	258 15	79 46	79 46	L
			Total for 4/12/2012		3,060 40	3,060 40	990 95	990 95	
98956P102	ZIMMER HLDGS INC								
Sold		02/01/12	10	612 21					
Acq		05/11/11	10	612 21	691 82	691 82	-79 61	-79 61	S
			Total for 2/1/2012		691 82	691 82	-79 61	-79 61	
98956P102	ZIMMER HLDGS INC								
Sold		04/12/12	10	631 11					
Acq		05/11/11	10	631 11	691 82	691 82	-60 71	-60 71	S
			Total for 4/12/2012		691 82	691 82	-60 71	-60 71	
98956P102	ZIMMER HLDGS INC								
Sold		10/12/12	58	3,610 51					
Acq		05/11/11	58	3,610 51	4,012 58	4,012 58	-402 07	-402 07	L
			Total for 10/12/2012		4,012 58	4,012 58	-402 07	-402 07	
98956P102	ZIMMER HLDGS INC								
Sold		10/15/12	85	5,331 87					
Acq		05/11/11	52	3,261 85	3,597 48	3,597 48	-335 63	-335 63	L
Acq		05/10/11	33	2,070 02	2,278 24	2,278 24	-208 22	-208 22	L
			Total for 10/15/2012		5,875 72	5,875 72	-543 85	-543 85	
98956P102	ZIMMER HLDGS INC								
Sold		10/16/12	87	5,556 38					
Acq		05/10/11	57	3,640 39	3,935 14	3,935 14	-294 75	-294 75	L
Acq		05/09/11	30	1,915 99	2,040 62	2,040 62	-124 63	-124 63	L
			Total for 10/16/2012		5,975 76	5,975 76	-419 38	-419 38	



Statement of Capital Gains and Losses From Sales
(Does not include capital gain distributions from mutual funds or CTF's - See Tax Transaction Detail)

Account Id: 10522824000

KAUL FOUNDATION TR-IMA
Trust Year 12/1/2011 - 11/30/2012

Type	Description	Date	Shares	Price	Fed Cost	State Cost	Fed Gain	State Gain	(Type)
G24140108	COOPER INDUSTRIES PLC-CL A								
Sold		04/12/12	30	1,823 72					
Acq		03/15/12	30	1,823 72	1,924 44	1,924 44	-100 72	-100 72	S
Total for 4/12/2012					1,924 44	1,924 44	-100 72	-100 72	
G2554F113	COVIDIEN PLC								
Sold		02/01/12	10	524 31					
Acq		01/03/11	10	524 31	472 08	472 08	52 23	52 23	L
Total for 2/1/2012					472 08	472 08	52 23	52 23	
G2554F113	COVIDIEN PLC								
Sold		04/12/12	30	1,575 92					
Acq		01/03/11	30	1,575 92	1,416 24	1,416 24	159 68	159 68	L
Total for 4/12/2012					1,416 24	1,416 24	159 68	159 68	
H6169Q108	PENTAIR LTD								
Sold		11/02/12	0 9858	45 32					
Acq		03/16/09	0 9858	45 32	15 11	15 11	30 21	30 21	L
Total for 11/2/2012					15 11	15 11	30 21	30 21	
H89128104	TYCO INTERNATIONAL LTD								
Sold		02/01/12	10	507 61					
Acq		03/16/09	10	507 61	194 69	194 69	312 92	312 92	L
Total for 2/1/2012					194 69	194 69	312 92	312 92	
H89128104	TYCO INTERNATIONAL LTD								
Sold		03/29/12	180	10,067 76					
Acq		03/16/09	180	10,067 76	3,504 47	3,504 47	6,563 29	6,563 29	L
Total for 3/29/2012					3,504 47	3,504 47	6,563 29	6,563 29	
H89128104	TYCO INTERNATIONAL LTD								
Sold		04/12/12	30	1,615 52					
Acq		03/16/09	30	1,615 52	584 08	584 08	1,031 44	1,031 44	L
Total for 4/12/2012					584 08	584 08	1,031 44	1,031 44	
N53745100	LYONDELLBASELL INDU-CL A-W/I								
Sold		04/12/12	10	415 01					
Acq		04/02/12	10	415 01	441 42	441 42	-26 41	-26 41	S
Total for 4/12/2012					441 42	441 42	-26 41	-26 41	
Total for Account: 10522824000					1,824,242 93	1,824,242 93	4,592 61	4,592 61	
Total Proceeds:									
1,828,835 54					S/T Gain/Loss	-8,394 67	-8,394 67		
					L/T Gain/Loss	12,987 28	12,987 28		