



See a Social Security Number? Say Something!
Report Privacy Problems to <https://public.resource.org/privacy>
Or call the IRS Identity Theft Hotline at 1-800-908-4490



Form **990-PF**

Department of the Treasury
Internal Revenue Service

Return of Private Foundation
or Section 4947(a)(1) Nonexempt Charitable Trust
Treated as a Private Foundation

Note. The foundation may be able to use a copy of this return to satisfy state reporting requirements

OMB No 1545-0052

2011

For calendar year 2011, or tax year beginning 12-01-2011 , and ending 11-30-2012

G Check all that apply

☐ Initial return

☐ Initial return of a former public charity

☐ Final return

☐ Amended return

☐ Address change

☐ Name change

Name of foundation
GEORGE R & ELISE M FINK FOUNDATION

A Employer identification number
38-6059952

Number and street (or P O box number if mail is not delivered to street address)
377 FISHER RD

Room/suite

B Telephone number (see page 10 of the instructions)

City or town, state, and ZIP code
GROSSE POINTE, MI 48230

C If exemption application is pending, check here ☐

D 1. Foreign organizations, check here ☐

2. Foreign organizations meeting the 85% test, check here and attach computation ☐

E If private foundation status was terminated under section 507(b)(1)(A), check here ☐

F If the foundation is in a 60-month termination under section 507(b)(1)(B), check here ☐

H Check type of organization ☒ Section 501(c)(3) exempt private foundation
☐ Section 4947(a)(1) nonexempt charitable trust ☐ Other taxable private foundation

I Fair market value of all assets at end of year (from Part II, col. (c), line 16)
\$ 1,924,342



J Accounting method ☒ Cash ☐ Accrual
☐ Other (specify) _____
(Part I, column (d) must be on cash basis.)

| Part I Analysis of Revenue and Expenses (The total of amounts in columns (b), (c), and (d) may not necessarily equal the amounts in column (a) (see page 11 of the instructions)) | | (a) Revenue and expenses per books | (b) Net investment income | (c) Adjusted net income | (d) Disbursements for charitable purposes (cash basis only) |
|--|--|------------------------------------|---------------------------|-------------------------|---|
| Revenue | 1 Contributions, gifts, grants, etc , received (attach schedule) | | | | |
| | 2 Check <input checked="" type="checkbox"/> if the foundation is not required to attach Sch B | | | | |
| | 3 Interest on savings and temporary cash investments | 11 | 11 | | |
| | 4 Dividends and interest from securities. | 63,232 | 63,232 | | |
| | 5a Gross rents | | | | |
| | b Net rental income or (loss) _____ | | | | |
| | 6a Net gain or (loss) from sale of assets not on line 10 | -31,553 | | | |
| | b Gross sales price for all assets on line 6a 209,235 | | | | |
| | 7 Capital gain net income (from Part IV, line 2) | | | | |
| | 8 Net short-term capital gain | | | | |
| | 9 Income modifications | | | | |
| | 10a Gross sales less returns and allowances | | | | |
| Operating and Administrative Expenses | b Less Cost of goods sold | | | | |
| | c Gross profit or (loss) (attach schedule) | | | | |
| | 11 Other income (attach schedule) | | | | |
| | 12 Total. Add lines 1 through 11 | 31,690 | 63,243 | | |
| | 13 Compensation of officers, directors, trustees, etc | | | | |
| | 14 Other employee salaries and wages | | | | |
| | 15 Pension plans, employee benefits | | | | |
| | 16a Legal fees (attach schedule). | | | | |
| | b Accounting fees (attach schedule). | | | | |
| | c Other professional fees (attach schedule) | 15,799 | 14,149 | | 1,650 |
| | 17 Interest | | | | |
| | 18 Taxes (attach schedule) (see page 14 of the instructions) | 637 | | | 8 |
| | 19 Depreciation (attach schedule) and depletion | | | | |
| | 20 Occupancy | 5,480 | | | 5,480 |
| | 21 Travel, conferences, and meetings | 462 | | | 462 |
| | 22 Printing and publications | | | | |
| | 23 Other expenses (attach schedule). | 2,739 | | | 2,739 |
| | 24 Total operating and administrative expenses. | | | | |
| | Add lines 13 through 23 | 25,117 | 14,149 | | 10,339 |
| | 25 Contributions, gifts, grants paid. | 97,938 | | | 97,938 |
| | 26 Total expenses and disbursements. Add lines 24 and 25 | 123,055 | 14,149 | | 108,277 |
| | 27 Subtract line 26 from line 12 | | | | |
| | a Excess of revenue over expenses and disbursements | -91,365 | | | |
| | b Net investment income (if negative, enter -0-) | | 49,094 | | |
| | c Adjusted net income (if negative, enter -0-) | | | 0 | |

For Privacy Act and Paperwork Reduction Act Notice, see page 30 of the instructions.

Cat No 11289X

Form **990-PF** (2011)

| Part II Balance Sheets | | Attached schedules and amounts in the description column should be for end-of-year amounts only (See instructions) | Beginning of year | End of year | |
|-----------------------------|-----|--|---|----------------|-----------------------|
| | | | (a) Book Value | (b) Book Value | (c) Fair Market Value |
| Assets | 1 | Cash—non-interest-bearing | 131 | 7,754 | 7,754 |
| | 2 | Savings and temporary cash investments | 118,248 | 154,892 | 154,892 |
| | 3 | Accounts receivable ▶ _____ Less allowance for doubtful accounts ▶ _____ | | | |
| | 4 | Pledges receivable ▶ _____ Less allowance for doubtful accounts ▶ _____ | | | |
| | 5 | Grants receivable | | | |
| | 6 | Receivables due from officers, directors, trustees, and other disqualified persons (attach schedule) (see page 15 of the instructions) | | | |
| | 7 | Other notes and loans receivable (attach schedule) ▶ _____ Less allowance for doubtful accounts ▶ _____ | | | |
| | 8 | Inventories for sale or use | | | |
| | 9 | Prepaid expenses and deferred charges | | | |
| | 10a | Investments—U S and state government obligations (attach schedule) | | | |
| | b | Investments—corporate stock (attach schedule) | 520,128  | 409,020 | 1,391,090 |
| | c | Investments—corporate bonds (attach schedule) | 377,744  | 353,220 | 370,606 |
| | 11 | Investments—land, buildings, and equipment basis ▶ _____ Less accumulated depreciation (attach schedule) ▶ _____ | | | |
| | 12 | Investments—mortgage loans | | | |
| | 13 | Investments—other (attach schedule) | | | |
| | 14 | Land, buildings, and equipment basis ▶ _____ Less accumulated depreciation (attach schedule) ▶ _____ | | | |
| Liabilities | 15 | Other assets (describe ▶ _____) | | | |
| | 16 | Total assets (to be completed by all filers—see the instructions Also, see page 1, item I) | 1,016,251 | 924,886 | 1,924,342 |
| | 17 | Accounts payable and accrued expenses | | | |
| | 18 | Grants payable | | | |
| | 19 | Deferred revenue | | | |
| | 20 | Loans from officers, directors, trustees, and other disqualified persons | | | |
| | 21 | Mortgages and other notes payable (attach schedule) | | | |
| | 22 | Other liabilities (describe ▶ _____) | | | |
| | 23 | Total liabilities (add lines 17 through 22) | 0 | 0 | |
| Net Assets or Fund Balances | | Foundations that follow SFAS 117, check here ▶ <input type="checkbox"/> and complete lines 24 through 26 and lines 30 and 31. | | | |
| | 24 | Unrestricted | | | |
| | 25 | Temporarily restricted | | | |
| | 26 | Permanently restricted | | | |
| | | Foundations that do not follow SFAS 117, check here ▶ <input checked="" type="checkbox"/> and complete lines 27 through 31. | | | |
| | 27 | Capital stock, trust principal, or current funds | 692,638 | 692,638 | |
| | 28 | Paid-in or capital surplus, or land, bldg , and equipment fund | | | |
| | 29 | Retained earnings, accumulated income, endowment, or other funds | 323,613 | 232,248 | |
| | 30 | Total net assets or fund balances (see page 17 of the instructions) | 1,016,251 | 924,886 | |
| | 31 | Total liabilities and net assets/fund balances (see page 17 of the instructions) | 1,016,251 | 924,886 | |

Part III Analysis of Changes in Net Assets or Fund Balances

| | | | |
|---|--|---|-----------|
| 1 | Total net assets or fund balances at beginning of year—Part II, column (a), line 30 (must agree with end-of-year figure reported on prior year’s return) | 1 | 1,016,251 |
| 2 | Enter amount from Part I, line 27a | 2 | -91,365 |
| 3 | Other increases not included in line 2 (itemize) ▶ _____ | 3 | |
| 4 | Add lines 1, 2, and 3 | 4 | 924,886 |
| 5 | Decreases not included in line 2 (itemize) ▶ _____ | 5 | |
| 6 | Total net assets or fund balances at end of year (line 4 minus line 5)—Part II, column (b), line 30 | 6 | 924,886 |

Part IV Capital Gains and Losses for Tax on Investment Income

| | | | | |
|---|-------------------|--|--------------------------------------|----------------------------------|
| (a) List and describe the kind(s) of property sold (e g , real estate, 2-story brick warehouse, or common stock, 200 shs MLC Co) | | (b) How acquired P—Purchase D—Donation | (c) Date acquired (mo , day, yr) | (d) Date sold (mo , day, yr) |
| 1 a | SCHEDULE ATTACHED | P | 2010-02-15 | 2012-10-31 |
| b | | | | |
| c | | | | |
| d | | | | |
| e | | | | |

| | | | |
|-----------------------|--|---|--|
| (e) Gross sales price | (f) Depreciation allowed (or allowable) | (g) Cost or other basis plus expense of sale | (h) Gain or (loss) (e) plus (f) minus (g) |
| a 209,235 | | 240,788 | -31,553 |
| b | | | |
| c | | | |
| d | | | |
| e | | | |

Complete only for assets showing gain in column (h) and owned by the foundation on 12/31/69

| | | | |
|--------------------------|--------------------------------------|---|--|
| (i) F M V as of 12/31/69 | (j) Adjusted basis as of 12/31/69 | (k) Excess of col (i) over col (j), if any | (l) Gains (Col (h) gain minus col (k), but not less than -0-) or Losses (from col (h)) |
| a | | | -31,553 |
| b | | | |
| c | | | |
| d | | | |
| e | | | |

| | | | | |
|---|---|---|---|---------|
| 2 | Capital gain net income or (net capital loss) | { If gain, also enter in Part I, line 7 If (loss), enter -0- in Part I, line 7 } | 2 | -31,553 |
| 3 | Net short-term capital gain or (loss) as defined in sections 1222(5) and (6) If gain, also enter in Part I, line 8, column (c) (see pages 13 and 17 of the instructions) If (loss), enter -0- in Part I, line 8 | | 3 | |

Part V Qualification Under Section 4940(e) for Reduced Tax on Net Investment Income

(For optional use by domestic private foundations subject to the section 4940(a) tax on net investment income)

If section 4940(d)(2) applies, leave this part blank

Was the foundation liable for the section 4942 tax on the distributable amount of any year in the base period? ☐ Yes ☒ No

If "Yes," the foundation does not qualify under section 4940(e) Do not complete this part

1 Enter the appropriate amount in each column for each year, see page 18 of the instructions before making any entries

| | | | |
|--|--|--|---|
| (a) Base period years Calendar year (or tax year beginning in) | (b) Adjusted qualifying distributions | (c) Net value of noncharitable-use assets | (d) Distribution ratio (col (b) divided by col (c)) |
| 2010 | 104,321 | 1,895,411 | 0 055039 |
| 2009 | 93,814 | 1,815,230 | 0 051682 |
| 2008 | 59,700 | 1,634,475 | 0 036525 |
| 2007 | 55,747 | 2,027,916 | 0 02749 |
| 2006 | 99,393 | 2,281,862 | 0 043558 |

| | | | |
|---|--|---|-----------|
| 2 | Total of line 1, column (d). | 2 | 0 214293 |
| 3 | Average distribution ratio for the 5-year base period—divide the total on line 2 by 5, or by the number of years the foundation has been in existence if less than 5 years | 3 | 0 042859 |
| 4 | Enter the net value of noncharitable-use assets for 2011 from Part X, line 5. | 4 | 1,926,396 |
| 5 | Multiply line 4 by line 3. | 5 | 82,563 |
| 6 | Enter 1% of net investment income (1% of Part I, line 27b). | 6 | 491 |
| 7 | Add lines 5 and 6. | 7 | 83,054 |
| 8 | Enter qualifying distributions from Part XII, line 4. | 8 | 108,277 |

If line 8 is equal to or greater than line 7, check the box in Part VI, line 1b, and complete that part using a 1% tax rate See the Part VI instructions on page 18

Part VIExcise Tax Based on Investment Income (Section 4940(a), 4940(b), 4940(e), or 4948—see page 18 of the instructions)

| | | | | | |
|----|--|--|----------|-----|-----|
| 1a | | Exempt operating foundations described in section 4940(d)(2), check here <input type="checkbox"/> and enter "N/A" on line 1 | | | |
| | | Date of ruling or determination letter _____ (attach copy of letter if necessary—see instructions) | | | |
| b | | Domestic foundations that meet the section 4940(e) requirements in Part V, check here <input checked="" type="checkbox"/> and enter 1% of Part I, line 27b | | 1 | 491 |
| c | | All other domestic foundations enter 2% of line 27b Exempt foreign organizations enter 4% of Part I, line 12, col (b) | | | |
| 2 | | Tax under section 511 (domestic section 4947(a)(1) trusts and taxable foundations only Others enter -0-) | | 2 | 0 |
| 3 | | Add lines 1 and 2. | | 3 | 491 |
| 4 | | Subtitle A (income) tax (domestic section 4947(a)(1) trusts and taxable foundations only Others enter -0-) | | 4 | 0 |
| 5 | | Tax based on investment income. Subtract line 4 from line 3 If zero or less, enter -0- | | 5 | 491 |
| 6 | | Credits/Payments | | | |
| a | | 2011 estimated tax payments and 2010 overpayment credited to 2011 | 6a | 536 | |
| b | | Exempt foreign organizations—tax withheld at source | 6b | | |
| c | | Tax paid with application for extension of time to file (Form 8868) | 6c | | |
| d | | Backup withholding erroneously withheld | 6d | | |
| 7 | | Total credits and payments Add lines 6a through 6d. | | 7 | 536 |
| 8 | | Enter any penalty for underpayment of estimated tax Check here <input type="checkbox"/> if Form 2220 is attached | | 8 | |
| 9 | | Tax due. If the total of lines 5 and 8 is more than line 7, enter amount owed | | 9 | |
| 10 | | Overpayment. If line 7 is more than the total of lines 5 and 8, enter the amount overpaid. | | 10 | 45 |
| 11 | | Enter the amount of line 10 to be Credited to 2012 estimated tax 45 | Refunded | 11 | |

Part VII-AStatements Regarding Activities

| | | | | |
|----|---|----|-----|----|
| 1a | During the tax year, did the foundation attempt to influence any national, state, or local legislation or did it participate or intervene in any political campaign? | | Yes | No |
| | | 1a | | No |
| b | Did it spend more than \$100 during the year (either directly or indirectly) for political purposes (see page 19 of the instructions for definition)? | | | No |
| | If the answer is "Yes" to 1a or 1b, attach a detailed description of the activities and copies of any materials published or distributed by the foundation in connection with the activities. | | | |
| c | Did the foundation file Form 1120-POL for this year? | 1c | | No |
| d | Enter the amount (if any) of tax on political expenditures (section 4955) imposed during the year (1) On the foundation \$ (2) On foundation managers \$ | | | |
| e | Enter the reimbursement (if any) paid by the foundation during the year for political expenditure tax imposed on foundation managers \$ | | | |
| 2 | Has the foundation engaged in any activities that have not previously been reported to the IRS? | 2 | | No |
| | If "Yes," attach a detailed description of the activities. | | | |
| 3 | Has the foundation made any changes, not previously reported to the IRS, in its governing instrument, articles of incorporation, or bylaws, or other similar instruments? If "Yes," attach a conformed copy of the changes | 3 | | No |
| 4a | Did the foundation have unrelated business gross income of \$1,000 or more during the year? | 4a | | No |
| b | If "Yes," has it filed a tax return on Form 990-T for this year? | 4b | | |
| 5 | Was there a liquidation, termination, dissolution, or substantial contraction during the year? | 5 | | No |
| | If "Yes," attach the statement required by General Instruction T. | | | |
| 6 | Are the requirements of section 508(e) (relating to sections 4941 through 4945) satisfied either | | | |
| | • By language in the governing instrument, or | | | |
| | • By state legislation that effectively amends the governing instrument so that no mandatory directions that conflict with the state law remain in the governing instrument? | 6 | Yes | |
| 7 | Did the foundation have at least \$5,000 in assets at any time during the year? If "Yes," complete Part II, col (c), and Part XV | 7 | Yes | |
| 8a | Enter the states to which the foundation reports or with which it is registered (see page 19 of the instructions) MI | | | |
| b | If the answer is "Yes" to line 7, has the foundation furnished a copy of Form 990-PF to the Attorney General (or designate) of each state as required by General Instruction G? If "No," attach explanation . | 8b | | No |
| 9 | Is the foundation claiming status as a private operating foundation within the meaning of section 4942(j)(3) or 4942(j)(5) for calendar year 2011 or the taxable year beginning in 2011 (see instructions for Part XIV on page 27)? If "Yes," complete Part XIV | 9 | | No |
| 10 | Did any persons become substantial contributors during the tax year? If "Yes," attach a schedule listing their names and addresses | 10 | | No |

Part VII-A

Statements Regarding Activities *(continued)*

| | | | | |
|---|---|----|-----|----|
| 11 | At any time during the year, did the foundation, directly or indirectly, own a controlled entity within the meaning of section 512(b)(13)? If "Yes," attach schedule (see page 20 of the instructions). | 11 | | No |
| 12 | Did the foundation acquire a direct or indirect interest in any applicable insurance contract before August 17, 2008? | 12 | | No |
| 13 | Did the foundation comply with the public inspection requirements for its annual returns and exemption application? Website address ▶NONE | 13 | Yes | |
| 14 | The books are in care of ▶ELYSE F JONES Located at ▶377 FISHER RD GROSSE POINTE MI Telephone no ▶(313) 886-8451 ZIP +4 ▶48230 | | | |
| 15 | Section 4947(a)(1) nonexempt charitable trusts filing Form 990-PF in lieu of Form 1041 —Check here ▶ <input type="checkbox"/> and enter the amount of tax-exempt interest received or accrued during the year ▶ | 15 | | |
| 16 | At any time during calendar year 2011, did the foundation have an interest in or a signature or other authority over a bank, securities, or other financial account in a foreign country? | 16 | Yes | No |
| See the instructions for exceptions and filing requirements for Form TD F 90-22.1 If "Yes", enter the name of the foreign country ▶ | | | | |

Part VII-B

Statements Regarding Activities for Which Form 4720 May Be Required

| | | | | |
|---|---|----|-----|----|
| File Form 4720 if any item is checked in the "Yes" column, unless an exception applies. | | | Yes | No |
| 1a | During the year did the foundation (either directly or indirectly) (1) Engage in the sale or exchange, or leasing of property with a disqualified person? <input type="checkbox"/> Yes <input checked="" type="checkbox"/> No (2) Borrow money from, lend money to, or otherwise extend credit to (or accept it from) a disqualified person? <input type="checkbox"/> Yes <input checked="" type="checkbox"/> No (3) Furnish goods, services, or facilities to (or accept them from) a disqualified person? <input type="checkbox"/> Yes <input checked="" type="checkbox"/> No (4) Pay compensation to, or pay or reimburse the expenses of, a disqualified person? <input type="checkbox"/> Yes <input checked="" type="checkbox"/> No (5) Transfer any income or assets to a disqualified person (or make any of either available for the benefit or use of a disqualified person)? <input type="checkbox"/> Yes <input checked="" type="checkbox"/> No (6) Agree to pay money or property to a government official? (Exception. Check "No" if the foundation agreed to make a grant to or to employ the official for a period after termination of government service, if terminating within 90 days). <input type="checkbox"/> Yes <input checked="" type="checkbox"/> No | | | |
| b | If any answer is "Yes" to 1a(1)–(6), did any of the acts fail to qualify under the exceptions described in Regulations section 53.4941(d)-3 or in a current notice regarding disaster assistance (see page 20 of the instructions)? . . . Organizations relying on a current notice regarding disaster assistance check here. ▶ <input type="checkbox"/> | 1b | | |
| c | Did the foundation engage in a prior year in any of the acts described in 1a, other than excepted acts, that were not corrected before the first day of the tax year beginning in 2011? | 1c | | No |
| 2 | Taxes on failure to distribute income (section 4942) (does not apply for years the foundation was a private operating foundation defined in section 4942(j)(3) or 4942(j)(5)) | | | |
| a | At the end of tax year 2011, did the foundation have any undistributed income (lines 6d and 6e, Part XIII) for tax year(s) beginning before 2011? <input type="checkbox"/> Yes <input checked="" type="checkbox"/> No If "Yes," list the years ▶ 20____, 20____, 20____, 20____ | | | |
| b | Are there any years listed in 2a for which the foundation is not applying the provisions of section 4942(a)(2) (relating to incorrect valuation of assets) to the year's undistributed income? (If applying section 4942(a)(2) to all years listed, answer "No" and attach statement—see page 20 of the instructions). | 2b | | No |
| c | If the provisions of section 4942(a)(2) are being applied to any of the years listed in 2a, list the years here ▶ 20____, 20____, 20____, 20____ | | | |
| 3a | Did the foundation hold more than a 2% direct or indirect interest in any business enterprise at any time during the year? <input type="checkbox"/> Yes <input checked="" type="checkbox"/> No | | | |
| b | If "Yes," did it have excess business holdings in 2011 as a result of (1) any purchase by the foundation or disqualified persons after May 26, 1969, (2) the lapse of the 5-year period (or longer period approved by the Commissioner under section 4943(c)(7)) to dispose of holdings acquired by gift or bequest, or (3) the lapse of the 10-, 15-, or 20-year first phase holding period? (<i>Use Schedule C, Form 4720, to determine if the foundation had excess business holdings in 2011.</i>). | 3b | | |
| 4a | Did the foundation invest during the year any amount in a manner that would jeopardize its charitable purposes? | 4a | | No |
| b | Did the foundation make any investment in a prior year (but after December 31, 1969) that could jeopardize its charitable purpose that had not been removed from jeopardy before the first day of the tax year beginning in 2011? | 4b | | No |

Part VII-B

Statements Regarding Activities for Which Form 4720 May Be Required (continued)

| | | | | |
|----|---|---|----|----|
| 5a | During the year did the foundation pay or incur any amount to | | | |
| | (1) Carry on propaganda, or otherwise attempt to influence legislation (section 4945(e))? | <input type="checkbox"/> Yes <input checked="" type="checkbox"/> No | | |
| | (2) Influence the outcome of any specific public election (see section 4955), or to carry on, directly or indirectly, any voter registration drive? | <input type="checkbox"/> Yes <input checked="" type="checkbox"/> No | | |
| | (3) Provide a grant to an individual for travel, study, or other similar purposes? | <input type="checkbox"/> Yes <input checked="" type="checkbox"/> No | | |
| | (4) Provide a grant to an organization other than a charitable, etc , organization described in section 509(a)(1), (2), or (3), or section 4940(d)(2)? (see page 22 of the instructions). | <input type="checkbox"/> Yes <input checked="" type="checkbox"/> No | | |
| | (5) Provide for any purpose other than religious, charitable, scientific, literary, or educational purposes, or for the prevention of cruelty to children or animals? | <input type="checkbox"/> Yes <input checked="" type="checkbox"/> No | | |
| b | If any answer is "Yes" to 5a(1)–(5), did any of the transactions fail to qualify under the exceptions described in Regulations section 53.4945 or in a current notice regarding disaster assistance (see page 22 of the instructions)? Organizations relying on a current notice regarding disaster assistance check here. | <input checked="" type="checkbox"/> | 5b | |
| c | If the answer is "Yes" to question 5a(4), does the foundation claim exemption from the tax because it maintained expenditure responsibility for the grant? <i>If "Yes," attach the statement required by Regulations section 53.4945–5(d).</i> | <input type="checkbox"/> Yes <input type="checkbox"/> No | | |
| 6a | Did the foundation, during the year, receive any funds, directly or indirectly, to pay premiums on a personal benefit contract? | <input type="checkbox"/> Yes <input checked="" type="checkbox"/> No | | |
| b | Did the foundation, during the year, pay premiums, directly or indirectly, on a personal benefit contract? <i>If "Yes" to 6b, file Form 8870.</i> | | 6b | No |
| 7a | At any time during the tax year, was the foundation a party to a prohibited tax shelter transaction? | <input type="checkbox"/> Yes <input checked="" type="checkbox"/> No | | |
| b | If yes, did the foundation receive any proceeds or have any net income attributable to the transaction? | | 7b | |

Part VIII

Information About Officers, Directors, Trustees, Foundation Managers, Highly Paid Employees, and Contractors

| | | | | |
|--|---|---|---|---------------------------------------|
| 1 List all officers, directors, trustees, foundation managers and their compensation (see page 22 of the instructions). | | | | |
| (a) Name and address | (b) Title, and average hours per week devoted to position | (c) Compensation (If not paid, enter -0-) | (d) Contributions to employee benefit plans and deferred compensation | (e) Expense account, other allowances |
| ELYSE F JONES 377 FISHER RD GROSSE POINTE, MI 48230 | PRESIDENT 1 | 0 | 0 | 0 |
| JOHN M FINK 377 FISHER RD GROSSE POINTE, MI 48230 | VICE PRESIDENT 0 | 0 | 0 | 0 |
| LYNN CARPENTER 377 FISHER RD GROSSE POINTE, MI 48230 | SECRETARY 0 | 0 | 0 | 0 |
| 2 Compensation of five highest-paid employees (other than those included on line 1—see page 23 of the instructions). If none, enter "NONE." | | | | |
| (a) Name and address of each employee paid more than \$50,000 | (b) Title, and average hours per week devoted to position | (c) Compensation | (d) Contributions to employee benefit plans and deferred compensation | (e) Expense account, other allowances |
| NONE | | | | |
| | | | | |
| | | | | |
| | | | | |
| | | | | |
| | | | | |
| | | | | |
| | | | | |
| Total number of other employees paid over \$50,000. | | | | |

Part VIII

Information About Officers, Directors, Trustees, Foundation Managers, Highly Paid Employees, and Contractors (continued)

3 Five highest-paid independent contractors for professional services (see page 23 of the instructions). If none, enter "NONE".

| (a) Name and address of each person paid more than \$50,000 | (b) Type of service | (c) Compensation |
|---|---------------------|------------------|
| | | |
| | | |
| | | |
| | | |
| | | |
| | | |
| | | |
| | | |
| | | |
| Total number of others receiving over \$50,000 for professional services. | | |

Part IX-A

Summary of Direct Charitable Activities

List the foundation's four largest direct charitable activities during the tax year. Include relevant statistical information such as the number of organizations and other beneficiaries served, conferences convened, research papers produced, etc.

| | Expenses |
|---|----------|
| 1 | |
| | |
| | |
| 2 | |
| | |
| | |
| 3 | |
| | |
| | |
| 4 | |
| | |
| | |

Part IX-B

Summary of Program-Related Investments (see page 23 of the instructions)

| Describe the two largest program-related investments made by the foundation during the tax year on lines 1 and 2 | Amount |
|--|--------|
| 1 | |
| | |
| | |
| 2 | |
| | |
| | |
| All other program-related investments. See page 24 of the instructions | |
| 3 | |
| | |
| | |
| Total. Add lines 1 through 3. | |

Part X

Minimum Investment Return (All domestic foundations must complete this part. Foreign foundations, see page 24 of the instructions.)

| | | | |
|---|--|----|-----------|
| 1 | Fair market value of assets not used (or held for use) directly in carrying out charitable, etc , purposes | | |
| a | Average monthly fair market value of securities. | 1a | 1,949,330 |
| b | Average of monthly cash balances. | 1b | 6,402 |
| c | Fair market value of all other assets (see page 24 of the instructions). | 1c | 0 |
| d | Total (add lines 1a, b, and c). | 1d | 1,955,732 |
| e | Reduction claimed for blockage or other factors reported on lines 1a and 1c (attach detailed explanation). | 1e | |
| 2 | Acquisition indebtedness applicable to line 1 assets. | 2 | 0 |
| 3 | Subtract line 2 from line 1d. | 3 | 1,955,732 |
| 4 | Cash deemed held for charitable activities Enter 1 1/2% of line 3 (for greater amount, see page 25 of the instructions). | 4 | 29,336 |
| 5 | Net value of noncharitable-use assets. Subtract line 4 from line 3 Enter here and on Part V, line 4 | 5 | 1,926,396 |
| 6 | Minimum investment return. Enter 5% of line 5. | 6 | 96,320 |

Part XI

Distributable Amount (see page 25 of the instructions) (Section 4942(j)(3) and (j)(5) private operating foundations and certain foreign organizations check here ☒ and do not complete this part.)

| | | | |
|----|---|----|--------|
| 1 | Minimum investment return from Part X, line 6. | 1 | 96,320 |
| 2a | Tax on investment income for 2011 from Part VI, line 5. | 2a | 491 |
| b | Income tax for 2011 (This does not include the tax from Part VI). | 2b | |
| c | Add lines 2a and 2b. | 2c | 491 |
| 3 | Distributable amount before adjustments Subtract line 2c from line 1. | 3 | 95,829 |
| 4 | Recoveries of amounts treated as qualifying distributions. | 4 | |
| 5 | Add lines 3 and 4. | 5 | 95,829 |
| 6 | Deduction from distributable amount (see page 25 of the instructions). | 6 | |
| 7 | Distributable amount as adjusted Subtract line 6 from line 5 Enter here and on Part XIII, line 1. | 7 | 95,829 |

Part XII

Qualifying Distributions (see page 25 of the instructions)

| | | | |
|--|---|----|---------|
| 1 | Amounts paid (including administrative expenses) to accomplish charitable, etc , purposes | | |
| a | Expenses, contributions, gifts, etc —total from Part I, column (d), line 26. | 1a | 108,277 |
| b | Program-related investments—total from Part IX-B. | 1b | |
| 2 | Amounts paid to acquire assets used (or held for use) directly in carrying out charitable, etc , purposes. | 2 | |
| 3 | Amounts set aside for specific charitable projects that satisfy the | | |
| a | Suitability test (prior IRS approval required). | 3a | |
| b | Cash distribution test (attach the required schedule). | 3b | |
| 4 | Qualifying distributions. Add lines 1a through 3b Enter here and on Part V, line 8, and Part XIII, line 4 | 4 | 108,277 |
| 5 | Foundations that qualify under section 4940(e) for the reduced rate of tax on net investment income Enter 1% of Part I, line 27b (see page 26 of the instructions). | 5 | 491 |
| 6 | Adjusted qualifying distributions. Subtract line 5 from line 4. | 6 | 107,786 |
| Note: The amount on line 6 will be used in Part V, column (b), in subsequent years when calculating whether the foundation qualifies for the section 4940(e) reduction of tax in those years | | | |

Part XIII

Undistributed Income (see page 26 of the instructions)

| | (a) Corpus | (b) Years prior to 2010 | (c) 2010 | (d) 2011 |
|---|---------------|----------------------------|-------------|-------------|
| 1 Distributable amount for 2011 from Part XI, line 7 | | | | 95,829 |
| 2 Undistributed income, if any, as of the end of 2011 | | | | |
| a Enter amount for 2010 only. | | | | |
| b Total for prior years 20____, 20____, 20____ | | | | |
| 3 Excess distributions carryover, if any, to 2011 | | | | |
| a From 2006. | | | | |
| b From 2007. | | | | |
| c From 2008. | | | | |
| d From 2009. | | | | 3,491 |
| e From 2010. | | | | 10,083 |
| f Total of lines 3a through e. | 13,574 | | | |
| 4 Qualifying distributions for 2011 from Part XII, line 4 ▶ \$ 108,277 | | | | |
| a Applied to 2010, but not more than line 2a | | | | |
| b Applied to undistributed income of prior years (Election required—see page 26 of the instructions) | | | | |
| c Treated as distributions out of corpus (Election required—see page 26 of the instructions). . . | | | | |
| d Applied to 2011 distributable amount. | | | | 95,829 |
| e Remaining amount distributed out of corpus | 12,448 | | | |
| 5 Excess distributions carryover applied to 2011 (If an amount appears in column (d), the same amount must be shown in column (a).) | | | | |
| 6 Enter the net total of each column as indicated below: | | | | |
| a Corpus Add lines 3f, 4c, and 4e Subtract line 5 | 26,022 | | | |
| b Prior years' undistributed income Subtract line 4b from line 2b. | | | | |
| c Enter the amount of prior years' undistributed income for which a notice of deficiency has been issued, or on which the section 4942(a) tax has been previously assessed. | | | | |
| d Subtract line 6c from line 6b Taxable amount—see page 27 of the instructions . . . | | | | |
| e Undistributed income for 2010 Subtract line 4a from line 2a Taxable amount—see page 27 of the instructions | | | | |
| f Undistributed income for 2011 Subtract lines 4d and 5 from line 1 This amount must be distributed in 2011. | | | | 0 |
| 7 Amounts treated as distributions out of corpus to satisfy requirements imposed by section 170(b)(1)(F) or 4942(g)(3) (see page 27 of the instructions). | | | | |
| 8 Excess distributions carryover from 2006 not applied on line 5 or line 7 (see page 27 of the instructions). | | | | |
| 9 Excess distributions carryover to 2012. Subtract lines 7 and 8 from line 6a. | 26,022 | | | |
| 10 Analysis of line 9 | | | | |
| a Excess from 2007. | | | | |
| b Excess from 2008. | | | | |
| c Excess from 2009. | | | | 3,491 |
| d Excess from 2010. | | | | 10,083 |
| e Excess from 2011. | | | | 12,448 |

Part XIV

Private Operating Foundations (see page 27 of the instructions and Part VII-A, question 9)

1a

If the foundation has received a ruling or determination letter that it is a private operating foundation, and the ruling is effective for 2011, enter the date of the ruling.

b

Check box to indicate whether the organization is a private operating foundation described in section 4942(j)(3) or 4942(j)(5)

☐ 4942(j)(3) or ☐ 4942(j)(5)

| | | | | | | |
|----|--|----------|---------------|----------|----------|-----------|
| 2a | Enter the lesser of the adjusted net income from Part I or the minimum investment return from Part X for each year listed. | Tax year | Prior 3 years | | | (e) Total |
| | | (a) 2011 | (b) 2010 | (c) 2009 | (d) 2008 | |
| | | | | | | |
| b | 85% of line 2a | | | | | |
| c | Qualifying distributions from Part XII, line 4 for each year listed. | | | | | |
| d | Amounts included in line 2c not used directly for active conduct of exempt activities. | | | | | |
| e | Qualifying distributions made directly for active conduct of exempt activities. Subtract line 2d from line 2c. | | | | | |
| 3 | Complete 3a, b, or c for the alternative test relied upon | | | | | |
| a | "Assets" alternative test—enter | | | | | |
| | (1) Value of all assets | | | | | |
| | (2) Value of assets qualifying under section 4942(j)(3)(B)(i) | | | | | |
| b | "Endowment" alternative test— enter 2/3 of minimum investment return shown in Part X, line 6 for each year listed. | | | | | |
| c | "Support" alternative test—enter | | | | | |
| | (1) Total support other than gross investment income (interest, dividends, rents, payments on securities loans (section 512(a)(5)), or royalties). | | | | | |
| | (2) Support from general public and 5 or more exempt organizations as provided in section 4942(j)(3)(B)(iii). | | | | | |
| | (3) Largest amount of support from an exempt organization | | | | | |
| | (4) Gross investment income | | | | | |

Part XV

Supplementary Information (Complete this part only if the organization had \$5,000 or more in assets at any time during the year—see page 27 of the instructions.)

1

Information Regarding Foundation Managers:

a

List any managers of the foundation who have contributed more than 2% of the total contributions received by the foundation before the close of any tax year (but only if they have contributed more than \$5,000) (See section 507(d)(2))

NONE

b

List any managers of the foundation who own 10% or more of the stock of a corporation (or an equally large portion of the ownership of a partnership or other entity) of which the foundation has a 10% or greater interest

NONE

2

Information Regarding Contribution, Grant, Gift, Loan, Scholarship, etc., Programs:

Check here ☐ if the foundation only makes contributions to preselected charitable organizations and does not accept unsolicited requests for funds. If the foundation makes gifts, grants, etc. (see page 28 of the instructions) to individuals or organizations under other conditions, complete items 2a, b, c, and d.

a

The name, address, and telephone number of the person to whom applications should be addressed

ELYSE F JONES
377 FISHER RD
GROSSE POINTE, MI 48230
(313) 886-8451

b

The form in which applications should be submitted and information and materials they should include

LETTER OF REQUEST INCLUDING INFORMATION ABOUT THE CHARITY

c

Any submission deadlines

NONE

d

Any restrictions or limitations on awards, such as by geographical areas, charitable fields, kinds of institutions, or other factors

NO SCHOLARSHIPS

Part XV **Supplementary Information** (continued)

3 Grants and Contributions Paid During the Year or Approved for Future Payment

| Recipient | If recipient is an individual, show any relationship to any foundation manager or substantial contributor | Foundation status of recipient | Purpose of grant or contribution | Amount |
|---|--|--------------------------------------|-------------------------------------|--------|
| Name and address (home or business) | | | | |
| a <i>Paid during the year</i> SCHEDULE ATTACHED 377 FISHER RD Grosse Pointe, MI 48230 | NONE | EXEMPT | GENERAL CHARITABLEPURPOSES | 97,938 |
| Total | | | 3a | 97,938 |
| b <i>Approved for future payment</i> | | | | |
| Total | | | 3b | |

| Enter gross amounts unless otherwise indicated | | Unrelated business income | | Excluded by section 512, 513, or 514 | | (e) Related or exempt function income (See page 28 of the instructions) |
|--|---|---------------------------|---------------|--------------------------------------|---------------|--|
| | | (a) Business code | (b) Amount | (c) Exclusion code | (d) Amount | |
| 1 | Program service revenue | | | | | |
| a | _____ | | | | | |
| b | _____ | | | | | |
| c | _____ | | | | | |
| d | _____ | | | | | |
| e | _____ | | | | | |
| f | _____ | | | | | |
| g | Fees and contracts from government agencies | | | | | |
| 2 | Membership dues and assessments. . . . | | | | | |
| 3 | Interest on savings and temporary cash investments | | | 14 | 11 | |
| 4 | Dividends and interest from securities. . . . | | | 14 | 63,232 | |
| 5 | Net rental income or (loss) from real estate | | | | | |
| a | Debt-financed property. | | | | | |
| b | Not debt-financed property. | | | | | |
| 6 | Net rental income or (loss) from personal property | | | | | |
| 7 | Other investment income. | | | | | |
| 8 | Gain or (loss) from sales of assets other than inventory | | | 18 | -31,553 | |
| 9 | Net income or (loss) from special events | | | | | |
| 10 | Gross profit or (loss) from sales of inventory. . | | | | | |
| 11 | Other revenue a _____ | | | | | |
| b | _____ | | | | | |
| c | _____ | | | | | |
| d | _____ | | | | | |
| e | _____ | | | | | |
| 12 | Subtotal Add columns (b), (d), and (e). . | | | | 31,690 | |
| 13 | Total. Add line 12, columns (b), (d), and (e). | | | 13 | | 31,690 |





[illegible]

| | | | | |
|----------|--|--------------|------------|-----------|
| 1 | Did the organization directly or indirectly engage in any of the following with any other organization described in section 501(c) of the Code (other than section 501(c)(3) organizations) or in section 527, relating to political organizations? | | Yes | No |
| | | | | |
| a | Transfers from the reporting foundation to a noncharitable exempt organization of | | | |
| | (1) Cash. | 1a(1) | | No |
| | (2) Other assets. | 1a(2) | | No |
| b | Other transactions | | | |
| | (1) Sales of assets to a noncharitable exempt organization. | 1b(1) | | No |
| | (2) Purchases of assets from a noncharitable exempt organization. | 1b(2) | | No |
| | (3) Rental of facilities, equipment, or other assets. | 1b(3) | | No |
| | (4) Reimbursement arrangements. | 1b(4) | | No |
| | (5) Loans or loan guarantees. | 1b(5) | | No |
| | (6) Performance of services or membership or fundraising solicitations. | 1b(6) | | No |
| c | Sharing of facilities, equipment, mailing lists, other assets, or paid employees. | 1c | | No |
| d | If the answer to any of the above is "Yes," complete the following schedule. Column (b) should always show the fair market value of the goods, other assets, or services given by the reporting foundation. If the foundation received less than fair market value in any transaction or sharing arrangement, show in column (d) the value of the goods, other assets, or services received. | | | |

[illegible]

2a Is the foundation directly or indirectly affiliated with, or related to, one or more tax-exempt organizations described in section 501(c) of the Code (other than section 501(c)(3)) or in section 527? . . . ☐ Yes ☒ No

| b If "Yes," complete the following schedule | | |
|--|---------------------------------|--|
| (a) Name of organization | (b) Type of organization | (c) Description of relationship |
| | | |

| | | | | | |
|---|---|--|-------------------------|------------------------|--|
| Sign Here | Under penalties of perjury, I declare that I have examined this return, including accompanying schedules and statements, and to the best of my knowledge and belief, it is true, correct, and complete Declaration of preparer (other than taxpayer or fiduciary) is based on all information of which preparer has any knowledge | | | | |
| | ***** | | | 2013-03-29 | ***** |
| | Signature of officer or trustee | | | Date | Title |
| | Paid Preparer's Use Only | Preparer's Signature  LILY AMBROSIO-YLEN | | Date 2013-03-21 | Check if self-employed <input checked="" type="checkbox"/> |
| | | Firm's name  LILY AMBROSIO YLEN EA 36705 TULANE DR | | | Firm's EIN  |
| Firm's address  Sterling Heights, MI 48312 | | | Phone no (586) 939-7756 | | |

May the IRS discuss this return with the preparer shown above? See instructions ☐ Yes ☒ No

TY 2011 Investments Corporate Bonds Schedule

Name: GEORGE R & ELISE M FINK FOUNDATION

EIN: 38-6059952

| Name of Bond | End of Year Book Value | End of Year Fair Market Value |
|-----------------|------------------------|-------------------------------|
| CORPORATE BONDS | 353,220 | 370,606 |

**TY 2011 Investments Corporate
Stock Schedule****Name:** GEORGE R & ELISE M FINK FOUNDATION**EIN:** 38-6059952

| Name of Stock | End of Year Book Value | End of Year Fair Market Value |
|-------------------------|---------------------------|----------------------------------|
| STOCKS AND MUTUAL FUNDS | 409,020 | 1,391,090 |

TY 2011 Other Expenses Schedule**Name:** GEORGE R & ELISE M FINK FOUNDATION**EIN:** 38-6059952

| Description | Revenue and Expenses per Books | Net Investment Income | Adjusted Net Income | Disbursements for Charitable Purposes |
|-------------------------------|-----------------------------------|--------------------------|---------------------|--|
| TELEPHONE & INTERNET EXPENSES | 1,767 | 0 | 0 | 1,767 |
| BANK CHARGES | 72 | 0 | 0 | 72 |
| MEMBERSHIP DUES | 900 | 0 | 0 | 900 |

TY 2011 Other Professional Fees Schedule**Name:** GEORGE R & ELISE M FINK FOUNDATION**EIN:** 38-6059952

| Category | Amount | Net Investment Income | Adjusted Net Income | Disbursements for Charitable Purposes |
|-----------------------------|--------|--------------------------|------------------------|---|
| CUSTODIAN MANAGEMENT FEE | 14,149 | 14,149 | 0 | 0 |
| BOOKKEEPING FEE | 750 | 0 | 0 | 750 |
| TAX PREPARATION FEE | 900 | 0 | 0 | 900 |

TY 2011 Taxes Schedule**Name:** GEORGE R & ELISE M FINK FOUNDATION**EIN:** 38-6059952

| Category | Amount | Net Investment Income | Adjusted Net Income | Disbursements for Charitable Purposes |
|-----------------------|--------|--------------------------|------------------------|---|
| PERSONAL PROPERTY TAX | 8 | 0 | 0 | 8 |
| EXCISE | 629 | 0 | 0 | 0 |

| Date | Check # | Charity | Address | City, State & Zip | Phone | Donation |
|------------|-----------|---|---------------------------------|--|--|-------------|
| 8/10/2012 | Main Acct | Henry Ford Health System | Office of Philanthropy, | Detroit, MI 48202-3450 Grosse Pointe Farms, MI 48236 Grosse Pointe MI 48230 Detroit, MI | 313-874-4044 313-882-9600 313-832-7100 | \$4,538.00 |
| 4/27/2012 | 6085 | Clambake at the Cottage / \$462 fair market value / \$5000 contribution | Ford Place 5A | | | \$10,000.00 |
| | | SOC | 159 Kercheval | | | |
| 9/18/2012 | 6089 | Detroit Institute for Children | 341 Lakeland 5447 Woodward | | | \$10,000.00 |
| 10/21/2012 | 6093 | Grosse Pointe Animal Adoption | 296 Chalfonte | Grosse Pointe Farms, MI | 313-884-1551 | \$8,000.00 |
| 10/21/2012 | 6094 | Central United Methodist Church | 23 East Adams Ave | Detroit, MI 48226 | 313-965-5422 | \$8,000.00 |
| 10/21/2012 | 6095 | Neighborhood Club | 17150 Waterloo | Grosse Pointe MI 48230 | 313-885-2418 | \$15,000.00 |
| 10/29/2012 | 6096 | Higgins Lake Foundation | PO Box 753 | Roscommon, MI 48653 | 989-275-9183 | \$7,500.00 |
| 10/29/2012 | 6097 | Roscommon County Community | PO Box 824 | Roscommon, MI 48653-0824 | 989-275-3112 | \$6,500.00 |
| 10/29/2012 | 6098 | Mercy Hospital Grayling | 1100 E Michigan Ave | Grayling, MI 49738 | 989-348-0433 | \$6,500.00 |
| 10/29/2012 | 6099 | Anacapa School | 814 Santa Barbara St. | Santa Barbara, CA 93101 | | \$5,000.00 |
| 10/29/2012 | 6100 | Wounded Warrior Project | 7020 AC Skinner Pky, Ste 100 | Jacksonville, FL 32256 | 904-296-7350 | \$6,500.00 |
| 10/29/2012 | 6101 | Higgins Lake Land Conservancy | P.O. Box 90 | Higgins Lake, MI 48653 | | \$1,000.00 |
| 11/3/2012 | 6102 | Gleaners | 2131 Beaufait | Detroit, MI 48207 | 313-923-3535 | \$2,000.00 |
| 11/3/2012 | 6103 | COTS | 26 Peterboro | Detroit, MI 48201 | 313-831-3777 | \$2,000.00 |
| 11/3/2012 | 6104 | Cooper Riis, Inc | 101 Healing Farm Lane | Mill Spring, NC 28756-5808 | 828-894-5557 | \$2,000.00 |
| 11/3/2012 | 6105 | Forgotten Harvest | 21800 Greenfield Rd | Oak Park, MI 48237 | 248-967-1500 | \$2,000.00 |
| 11/27/2012 | 6106 | Family Therapy Foundation | 111 E Arrellaga St. | Santa Barbara, CA 93101 | 805-882-2400 | \$1,400.00 |
| | | | | Total | | \$97,938.00 |

Account Statement


Page 2

Account Number 1035005689

363

Statement Period December 01, 2011 Through November 30, 2012

Investment Portfolio Summary



Investment Detail

| Description | | Total Market/ Total Cost | Market Price/ Cost Price | Est Annual Inc / Unreal Gain / Loss | Current Yield |
|---|-----------------------|--------------------------------|--------------------------------|---|------------------|
| Income Cash And Equivalents | | | | | |
| INCOME CASH | | 32,598 62 | | | |
| | | 32,598 62 | | | |
| ** Total Cash | Sub- Total | 32,598 62 | | 0 00 | 0 00 |
| | | 32,598 62 | | 0 00 | |
| * Total Income Cash And Equivalents | | 32,598 62 | | 0 00 | 0 00 |
| | | 32,598 62 | | 0 00 | |
| Principal Cash And Equivalents | | | | | |
| PRINCIPAL CASH | | 32,598 62- | | | |
| | | 32,598 62- | | | |
| ** Total Cash | Sub- Total | 32,598 62- | | 0 00 | 0 00 |
| | | 32,598 62- | | 0 00 | |
| FEDERATED GOVERNMENT OBLIGATIONS FUND | | 154,891 87 | 1 00 | 15 49 | 0 01 |
| | | 154,891 87 | 1 00 | | |
| ** Total Short Term Investments | Sub- Total | 154,891 87 | | 15 49 | 0 01 |
| | | 154,891 87 | | 0 00 | |
| * Total Principal Cash And Equivalents | | 122,293 25 | | 15 49 | 0 01 |
| | | 122,293 25 | | 0 00 | |

Account Statement

Page 3

Account Number 1035005689

363

Statement Period December 01, 2011 Through November 30, 2012

Investment Detail (Continued)

Equity Diversification Summary



| Description | Ticker | Shares | Total Market/ Total Cost | Market Price/ Cost Price | Est Annual Inc / Unreal Gain / Loss | Current Yield |
|----------------------------------|--------|------------------|----------------------------------|--------------------------|-------------------------------------|---------------|
| Equities | | | | | | |
| COLGATE PALMOLIVE CO | CL | 1,000.000 | 108,500.00 17,581.25 | 108.50 17.58 | 2,480.00 90,918.75 | 2.29 |
| DISNEY WALT CO | DIS | 1,000.000 | 49,660.00 28,260.03 | 49.66 28.26 | 750.00 21,399.97 | 1.51 |
| PEPSICO INC | PEP | 1,200.000 | 84,252.00 33,211.01 | 70.21 27.68 | 2,580.00 51,040.99 | 3.06 |
| WALGREEN CO | WAG | 3,000.000 | 101,730.00 8,840.62 | 33.91 2.95 | 3,300.00 92,889.38 | 3.24 |
| ** Total Consumer Staples | | Sub-Total | 344,142.00 87,892.91 | | 9,110.00 256,249.09 | 2.65 |
| ALLSTATE CORP | ALL | 1,000.000 | 40,480.00 24,100.00 | 40.48 24.10 | 880.00 16,380.00 | 2.17 |
| AMERICAN EXPRESS CO | AXP | 900.000 | 50,310.00 23,997.44 | 55.90 26.66 | 720.00 26,312.56 | 1.43 |
| AUTOMATIC DATA PROCESSING INC | ADP | 1,600.000 | 90,792.00 13,476.38 | 56.75 8.42 | 2,784.00 77,315.62 | 3.07 |
| WELLS FARGO & CO NEW | WFC | 2,999.000 | 98,996.99 28,163.04 | 33.01 9.39 | 2,639.12 70,833.95 | 2.67 |
| WESTERN UN CO | WU | 2,400.000 | 30,264.00 11,949.75 | 12.61 4.98 | 1,200.00 18,314.25 | 3.97 |
| ** Total Financials | | Sub-Total | 310,842.99 101,686.61 | | 8,223.12 209,156.38 | 2.65 |

Account Statement

Page 4

Account Number 1035005689

363

Statement Period December 01, 2011 Through November 30, 2012

Investment Detail (Continued)

| Description | Ticker | Shares | Total Market/ Total Cost | Market Price/ Cost Price | Est Annual Inc / Unreal Gain / Loss | Current Yield |
|--|--------|-----------------------|------------------------------------|--------------------------------|---|------------------|
| ABBOTT LABS | ABT | 1,500 000 | 97,500 00 12,283 93 | 65 00 8 19 | 3,060 00 85,216 07 | 3 14 |
| BRISTOL MYERS SQUIBB CO | BMJ | 1,600 000 | 52,208 00 16,370 56 | 32 63 10 23 | 2,176 00 35,837 44 | 4 17 |
| MERCK & CO INC NEW | MRK | 2,000 000 | 88,600 00 21,485 17 | 44 30 10 74 | 3,440 00 67,114 83 | 3 88 |
| PFIZER INC | PFE | 2,000 000 | 50,040 00 23,650 00 | 25 02 11 83 | 1,760 00 26,390 00 | 3 52 |
| ** Total Healthcare | | Sub- Total | 288,348 00 73,789 66 | | 10,436 00 214,558 34 | 3 62 |
| EMERSON ELECTRIC ELEC CO | EMR | 1,600 000 | 80,368 00 23,010 00 | 50 23 14 38 | 2,624 00 57,358 00 | 3 26 |
| GENERAL ELECTRIC | GE | 2,800 000 | 59,164 00 9,858 33 | 21 13 3 52 | 1,904 00 49,305 67 | 3 22 |
| ** Total Industrials | | Sub- Total | 139,532 00 32,868 33 | | 4,528 00 106,663 67 | 3 25 |
| CISCO SYS INC | CSCO | 2,700 000 | 51,057 00 14,760 00 | 18 91 5 47 | 1,512 00 36,297 00 | 2 96 |
| INTEL CORP | INTC | 2,400 000 | 46,956 00 20,572 50 | 19 57 8 57 | 2,160 00 26,383 50 | 4 60 |
| IBM CORP | IBM | 400 000 | 76,028 00 14,570 00 | 190 07 36 43 | 1,360 00 61,458 00 | 1 79 |
| ** Total Information Technology | | Sub- Total | 174,041 00 49,902 50 | | 5,032 00 124,138 50 | 2 89 |
| AT&T INC | T | 1,400 000 | 47,782 00 30,061 50 | 34 13 21 47 | 2,520 00 17,720 50 | 5 27 |
| ** Total Telecommunication Services | | Sub- Total | 47,782 00 30,061 50 | | 2,520 00 17,720 50 | 5 27 |
| * Total Equities | | | 1,304,687 99 376,201 51 | | 39,849 12 928,486 48 | 3 05 |
| Equities - Other | | | | | | |
| SCHLUMBERGER LTD | SLB | 1,200 000 | 85,944 00 32,257 39 | 71 62 26 88 | 1,320 00 53,686 61 | 1 54 |
| ** Total Foreign Stock | | Sub- Total | 85,944 00 32,257 39 | | 1,320 00 53,686 61 | 1 54 |

Account Statement

Page 5

Account Number 1035005689


363

Statement Period December 01, 2011 Through November 30, 2012

Investment Detail (Continued)

| Description | Ticker | Shares | Total Market/ Total Cost | Market Price/ Cost Price | Est Annual Inc / Unreal Gain / Loss | Current Yield |
|---------------------------------------|--------|-----------------------|--------------------------------|-----------------------------|-------------------------------------|---------------|
| AMERICAN INTL GROUP INC 01/19/2021 | | 33 000 | 458 04 561 00 | 13 88 17 00 | 102 96- | |
| ** Total Rights & Warrants | | Sub- Total | 458 04 561 00 | | 0 00 102 96- | 0 00 |
| * Total Equities - Other | | | 86,402 04 32,818 39 | | 1,320 00 53,583 65 | 1 53 |

Bond Quality Summary



Bond Maturity Summary



Average Time To Maturity: 3.1 Years

Current Yield: 5.17%

Account Statement

Page 6

Account Number 1035005689

363

Statement Period December 01, 2011 Through November 30, 2012

Investment Detail (Continued)

| Description | Rating | Par Value | Total Market/ Total Cost | Market Price/ Cost Price | Est Annual Inc / Unreal Gain / Loss | Yield Current/ Maturity |
|---|--------|-----------------------|------------------------------------|--------------------------------|---|-------------------------------|
| Fixed Income | | | | | | |
| AMERENENERGY GENERATING CO 7% 04/15/2018 | B | 50,000 000 | 48,625 00 53,159 50 | 97 25 106 32 | 3,500 00 4,534 50- | 7 20 14 63 |
| DONNELLEY R R & SONS CO 5 5% 05/15/2015 | BB | 50,000 000 | 51,500 00 52,545 00 | 103 00 105 09 | 2,750 00 1,045 00- | 5 34 4 05 |
| GENWORTH FINL INC 5 75% 06/15/2014 | BBB- | 50,000 000 | 51,827 50 52,608 50 | 103 66 105 22 | 2,875 00 781 00- | 5 55 2 19 |
| HARTFORD FINL SVCS GROUP INC 5 375% 03/15/2017 | BBB | 50,000 000 | 56,899 50 52,548 00 | 113 80 105 10 | 2,687 50 4,351 50 | 4 72 2 14 |
| LUBRIZOL CORP 5 5% 10/01/2014 | AA+ | 50,000 000 | 54,385 00 46,634 50 | 108 77 93 27 | 2,750 00 7,750 50 | 5 06 0 69 |
| MORGAN STANLEY 3% 08/30/2015 | A- | 50,000 000 | 49,788 00 50,000 00 | 99 58 100 00 | 1,500 00 212 00- | 3 01 |
| PPL ENERGY SUPPLY 6 2% 05/15/2016 | BBB | 50,000 000 | 57,581 00 45,725 00 | 115 16 91 45 | 3,100 00 11,856 00 | 5 38 1 78 |
| ** Total Corporate Bonds | | Sub- Total | 370,606 00 353,220 50 | | 19,162 50 17,385 50 | 5 17 |
| * Total Fixed Income | | | 370,606 00 353,220 50 | | 19,162 50 17,385 50 | 5 17 |
| Total Principal Assets | | | 1,883,989 28 884,533 65 | | 60,347 11 999,455 63 | 3 20 |
| Total Income Assets | | | 32,598 62 32,598 62 | | 0 00 0 00 | 0 00 |
| Grand Total Assets | | | 1,916,587 90 917,132 27 | | 60,347 11 999,455 63 | 3 15 |

Account Statement

Page 18

Account Number 1035005689

363

Statement Period December 01, 2011 Through November 30, 2012

Transaction Detail (Continued)

| Date | Description | Principal Cash | Income Cash | Cost | Gain / Loss |
|---------------------------------|--|--------------------|--------------------|-------------------|----------------|
| 09/17/12 | FEE PAID TO COMERICA BANK FOR THE PERIOD ENDING 08/31/2012 | | 585 58- | | |
| 09/19/12 | DISTRIBUTION BY ACH PAID TO CHECKING ACCT PER ELYSE | 15,000 00- | | | |
| 10/15/12 | FEE PAID TO COMERICA BANK FOR THE PERIOD ENDING 09/30/2012 | 587 26- | | | |
| 10/15/12 | FEE PAID TO COMERICA BANK FOR THE PERIOD ENDING 09/30/2012 | | 587 26- | | |
| 10/31/12 | DISTRIBUTION BY ACH PAID TO CHECKING ACCT EMAIL PER CAROL SEMACK 2012 ANNUAL CHARITABLE DONATION EMAIL DTD 10/29/12 | 75,000 00- | | | |
| 11/15/12 | FEE PAID TO COMERICA BANK FOR THE PERIOD ENDING 10/31/2012 | 553 27- | | | |
| 11/15/12 | FEE PAID TO COMERICA BANK FOR THE PERIOD ENDING 10/31/2012 | | 553 27- | | |
| Total Cash Disbursements | | 97,524 58- | 137,984 37- | 0 00 | 0 00 |
| Purchases | | | | | |
| 02/06/12 | PURCHASED 50,000 UNITS HARTFORD FINL SVCS GROUP INC 5 375% 03/15/2017 ON 02/01/2012 AT 105 096 THRU BOSC INC | 52,548 00- | | 52,548 00 | |
| 02/16/12 | PURCHASED 50,000 UNITS GENWORTH FINL INC 5 75% 06/15/2014 ON 02/13/2012 AT 105 217 THRU CREWS AND ASSOCIATES INC | 52,608 50- | | 52,608 50 | |
| | NET CASH MANAGEMENT | 36,644 28- | 0 00 | 36,644 28 | |
| Total Purchases | | 141,800 78- | 0 00 | 141,800 78 | 0 00 |
| Sales | | | | | |
| 01/31/12 | REDEEMED 01/31/2012 75,000 UNITS FBL FINL GROUP INC SR NT 5 85% 04/15/2014 | 83,818 50 | | 78,930 00- | 4,888 50 |
| 11/05/12 | SOLD 800 SHS COMPUTER SCIENCES CORP ON 10/31/2012 AT 30 4531 THRU MORGAN STANLEY DW COMMISSIONS PAID 152 00 EXPENSES PAID 0 55 | 24,209 93 | | 37,580 00- | 13,370 07- |
| 11/05/12 | SOLD 1,800 SHS COMPUWARE CORP ON 10/31/2012 AT 8 623 THRU MORGAN STANLEY DW COMMISSIONS PAID 144 00 EXPENSES PAID 0 35 | 15,377 05 | | 44,430 00- | 29,052 95- |

Account Statement

Page 19

Account Number 1035005689

363

Statement Period December 01, 2011 Through November 30, 2012

Transaction Detail (Continued)

| Date | Description | Principal Cash | Income Cash | Cost | Gain / Loss |
|-----------------------|---|-------------------|------------------|--------------------|-------------------|
| 11/06/12 | SOLD 63 SHS AMERICAN INTL GROUP INC ON 10/31/2012 AT 34 9323 THRU MORGAN STANLEY DW COMMISSIONS PAID 11 97 EXPENSES PAID 0 05 | 2,188 71 | | 13,509 69- | 11,320 98- |
| 11/06/12 | SOLD 122 SHS MERCK & CO INC NEW ON 10/31/2012 AT 45 7122 THRU MORGAN STANLEY DW COMMISSIONS PAID 23 18 EXPENSES PAID 0 13 | 5,553 58 | | 1,927 61- | 3,625 97 |
| 11/06/12 | SOLD 400 SHS SCHLUMBERGER LTD ON 10/31/2012 AT 69 2031 THRU MORGAN STANLEY DW COMMISSIONS PAID 76 00 EXPENSES PAID 0 63 | 27,604 61 | | 13,660 96- | 13,943 65 |
| 11/27/12 | REDEEMED 11/27/2012 50,000 UNITS BLOCK FINANCIAL CORP GTD NT 7 875% 01/15/2013 | 50,482 50 | | 50,750 00- | 267 50- |
| Total Sales | | 209,234 88 | 0 00 | 240,788 26- | 31,553 38- |
| Ending Balance | | 32,598 62- | 32,598 62 | 917,132 27 | 31,553 38- |