



See a Social Security Number? Say Something!  
Report Privacy Problems to <https://public.resource.org/privacy>  
Or call the IRS Identity Theft Hotline at 1-800-908-4490



**Return of Private Foundation**  
 or Section 4947(a)(1) Nonexempt Charitable Trust  
 Treated as a Private Foundation

**2011**

Note. The foundation may be able to use a copy of this return to satisfy state reporting requirements

For calendar year **2011** or tax year beginning **11/01, 2011**, and ending **10/31, 2012**

Name of foundation **EVERETT & EDITH COMER CHARITABLE TRUST**  
**R74854002**  
 Number and street (or P O box number if mail is not delivered to street address) Room/suite  
**10 S DEARBORN IL1-0117**  
 City or town, state, and ZIP code  
**CHICAGO, IL 60603**

**A Employer identification number**  
**71-6230328**

**B Telephone number (see instructions)**  
**(866) 888-5157**

**C** If exemption application is pending, check here

**D** 1 Foreign organizations, check here   
 2 Foreign organizations meeting the 85% test, check here and attach computation

**E** If private foundation status was terminated under section 507(b)(1)(A), check here

**F** If the foundation is in a 60-month termination under section 507(b)(1)(B), check here

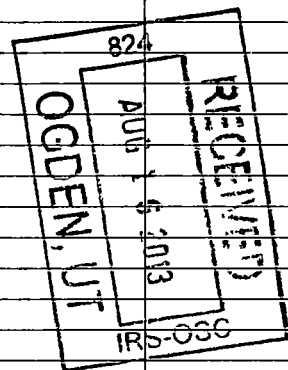
**G** Check all that apply:  Initial return  Initial return of a former public charity  
 Final return  Amended return  
 Address change  Name change

**H** Check type of organization:  Section 501(c)(3) exempt private foundation  
 Section 4947(a)(1) nonexempt charitable trust  Other taxable private foundation

**I** Fair market value of all assets at end of year (from Part II, col. (c), line 16) **\$ 633,489.**

**J** Accounting method:  Cash  Accrual  
 Other (specify) \_\_\_\_\_  
 (Part I, column (d) must be on cash basis)

<b>Part I Analysis of Revenue and Expenses</b> (The total of amounts in columns (b), (c), and (d) may not necessarily equal the amounts in column (a) (see instructions))		(a) Revenue and expenses per books	(b) Net investment income	(c) Adjusted net income	(d) Disbursements for charitable purposes (cash basis only)
<b>Revenue</b>					
1	Contributions, gifts, grants, etc., received (attach schedule)				
2	Check <input checked="" type="checkbox"/> if the foundation is not required to attach Sch B				
3	Interest on savings and temporary cash investments				
4	Dividends and interest from securities	11,791.	11,784.		
5a	Gross rents				
b	Net rental income or (loss)				
6a	Net gain or (loss) from sale of assets not on line 10	10,173.			
b	Gross sales price for all assets on line 6a	218,284.			
7	Capital gain net income (from Part IV, line 2)		10,173.		
8	Net short-term capital gain				
9	Income modifications				
10a	Gross sales less returns and allowances				
b	Less Cost of goods sold				
c	Gross profit or (loss) (attach schedule)				
11	Other income (attach schedule)			-206.	STMT 1
12	<b>Total.</b> Add lines 1 through 11	21,964.	21,751.		
<b>Operating and Administrative Expenses</b>					
13	Compensation of officers, directors, trustees, etc.	7,365.	5,524.		1,841.
14	Other employee salaries and wages				
15	Pension plans, employee benefits				
16a	Legal fees (attach schedule)				
b	Accounting fees (attach schedule)				
c	Other professional fees (attach schedule)				
17	Interest				
18	Taxes (attach schedule) (see instructions) STMT 2	865.	418.		
19	Depreciation (attach schedule) and depletion				
20	Occupancy				
21	Travel, conferences, and meetings				
22	Printing and publications				
23	Other expenses (attach schedule)				
24	<b>Total operating and administrative expenses</b>				
	Add lines 13 through 23	8,230.	5,942.		1,841.
25	Contributions, gifts, grants paid	31,000.			31,000.
26	<b>Total expenses and disbursements</b> Add lines 24 and 25	39,230.	5,942.		32,841.
27	Subtract line 26 from line 12				
a	Excess of revenue over expenses and disbursements	-17,266.			
b	<b>Net investment income</b> (if negative, enter -0-)		15,809.		
c	<b>Adjusted net income</b> (if negative, enter -0-)				



ENVELOPE POSTMARK DATE AUG 1 3 2013  
 SCANNED AUG 2 0 2013

p 7 ne

Part II Balance Sheets		Attached schedules and amounts in the description column should be for end-of-year amounts only (See instructions)		Beginning of year	End of year	
		(a) Book Value	(b) Book Value	(c) Fair Market Value		
Assets	1	Cash - non-interest-bearing . . . . .		1,076.		
	2	Savings and temporary cash investments . . . . .		23,868.	25,458.	25,458.
	3	Accounts receivable ▶ Less allowance for doubtful accounts ▶				
	4	Pledges receivable ▶ Less allowance for doubtful accounts ▶				
	5	Grants receivable . . . . .				
	6	Receivables due from officers, directors, trustees, and other disqualified persons (attach schedule) (see instructions) . . . . .				
	7	Other notes and loans receivable (attach schedule) ▶ Less allowance for doubtful accounts ▶				
	8	Inventories for sale or use . . . . .				
	9	Prepaid expenses and deferred charges . . . . .				
	10 a	Investments - U S and state government obligations(attach schedule) . . . . .				
	b	Investments - corporate stock (attach schedule) . STMT 3 . . . . .	488,857.	423,792.	443,052.	
	c	Investments - corporate bonds (attach schedule) . STMT 4 . . . . .	113,916.	79,876.	83,182.	
	11	Investments - land, buildings, and equipment basis Less accumulated depreciation (attach schedule) ▶				
	12	Investments - mortgage loans . . . . .				
	13	Investments - other (attach schedule) . . . . . STMT 5 . . . . .		81,362.	81,797.	
	14	Land, buildings, and equipment basis Less accumulated depreciation (attach schedule) ▶				
15	Other assets (describe ▶ )					
16	<b>Total assets</b> (to be completed by all filers - see the instructions Also, see page 1, item I) . . . . .	627,717.	610,488.	633,489.		
Liabilities	17	Accounts payable and accrued expenses . . . . .				
	18	Grants payable . . . . .				
	19	Deferred revenue . . . . .				
	20	Loans from officers, directors, trustees, and other disqualified persons . . . . .				
	21	Mortgages and other notes payable (attach schedule) . . . . .				
	22	Other liabilities (describe ▶ )				
23	<b>Total liabilities</b> (add lines 17 through 22) . . . . .					
Net Assets or Fund Balances	<b>Foundations that follow SFAS 117, check here ▶ <input type="checkbox"/></b> <b>and complete lines 24 through 26 and lines 30 and 31.</b>					
	24	Unrestricted . . . . .				
	25	Temporarily restricted . . . . .				
	26	Permanently restricted . . . . .				
	<b>Foundations that do not follow SFAS 117, check here and complete lines 27 through 31. ▶ <input checked="" type="checkbox"/></b>					
	27	Capital stock, trust principal, or current funds . . . . .	627,717.	610,488.		
	28	Paid-in or capital surplus, or land, bldg , and equipment fund . . . . .				
29	Retained earnings, accumulated income, endowment, or other funds . . . . .					
30	<b>Total net assets or fund balances</b> (see instructions) . . . . .	627,717.	610,488.			
31	<b>Total liabilities and net assets/fund balances</b> (see instructions) . . . . .	627,717.	610,488.			

**Part III Analysis of Changes in Net Assets or Fund Balances**

1	Total net assets or fund balances at beginning of year - Part II, column (a), line 30 (must agree with end-of-year figure reported on prior year's return) . . . . .	1	627,717.
2	Enter amount from Part I, line 27a . . . . .	2	-17,266.
3	Other increases not included in line 2 (itemize) ▶ SEE STATEMENT 6 . . . . .	3	37.
4	Add lines 1, 2, and 3 . . . . .	4	610,488.
5	Decreases not included in line 2 (itemize) ▶ . . . . .	5	
6	<b>Total net assets or fund balances at end of year</b> (line 4 minus line 5) - Part II, column (b), line 30 . . . . .	6	610,488.

**Part IV Capital Gains and Losses for Tax on Investment Income**

(a) List and describe the kind(s) of property sold (e.g., real estate, 2-story brick warehouse, or common stock, 200 shs MLC Co.)			(b) How acquired P-Purchase D-Donation	(c) Date acquired (mo., day, yr.)	(d) Date sold (mo., day, yr.)
<b>1a PUBLICLY TRADED SECURITIES</b>					
b					
c					
d					
e					
(e) Gross sales price	(f) Depreciation allowed (or allowable)	(g) Cost or other basis plus expense of sale	(h) Gain or (loss) (e) plus (f) minus (g)		
a 212,603.		208,111.	4,492.		
b					
c					
d					
e					
Complete only for assets showing gain in column (h) and owned by the foundation on 12/31/69			(l) Gains (Col. (h) gain minus col. (k), but not less than -0- or Losses (from col. (h))		
(i) F.M.V. as of 12/31/69	(j) Adjusted basis as of 12/31/69	(k) Excess of col. (i) over col. (j), if any			
a			4,492.		
b					
c					
d					
e					
2 Capital gain net income or (net capital loss) <span style="float:right">{ If gain, also enter in Part I, line 7 If (loss), enter -0- in Part I, line 7 }</span>			2	10,173.	
3 Net short-term capital gain or (loss) as defined in sections 1222(5) and (6): If gain, also enter in Part I, line 8, column (c) (see instructions) If (loss), enter -0- in Part I, line 8			3		

**Part V Qualification Under Section 4940(e) for Reduced Tax on Net Investment Income**

(For optional use by domestic private foundations subject to the section 4940(a) tax on net investment income.)

If section 4940(d)(2) applies, leave this part blank.

Was the foundation liable for the section 4942 tax on the distributable amount of any year in the base period?  Yes  No  
If "Yes," the foundation does not qualify under section 4940(e). Do not complete this part.

1 Enter the appropriate amount in each column for each year; see the instructions before making any entries.

(a) Base period years Calendar year (or tax year beginning in)	(b) Adjusted qualifying distributions	(c) Net value of noncharitable-use assets	(d) Distribution ratio (col. (b) divided by col. (c))
2010	32,377.	688,548.	0.047022
2009	29,198.	658,929.	0.044311
2008	37,724.	589,611.	0.063981
2007	39,178.	756,790.	0.051769
2006	2,801.	793,654.	0.003529
2 Total of line 1, column (d)			0.210612
3 Average distribution ratio for the 5-year base period - divide the total on line 2 by 5, or by the number of years the foundation has been in existence if less than 5 years			0.042122
4 Enter the net value of noncharitable-use assets for 2011 from Part X, line 5			637,204.
5 Multiply line 4 by line 3			26,840.
6 Enter 1% of net investment income (1% of Part I, line 27b)			158.
7 Add lines 5 and 6			26,998.
8 Enter qualifying distributions from Part XII, line 4 If line 8 is equal to or greater than line 7, check the box in Part VI, line 1b, and complete that part using a 1% tax rate. See the Part VI instructions			32,841.

**Part VI Excise Tax Based on Investment Income (Section 4940(a), 4940(b), 4940(e), or 4948 - see instructions)**

<b>1a</b> Exempt operating foundations described in section 4940(d)(2), check here <input type="checkbox"/> and enter "N/A" on line 1 . . . . . Date of ruling or determination letter _____ (attach copy of letter if necessary - see instructions)	}	1	158.
<b>b</b> Domestic foundations that meet the section 4940(e) requirements in Part V, check here <input checked="" type="checkbox"/> and enter 1% of Part I, line 27b . . . . .			
<b>c</b> All other domestic foundations enter 2% of line 27b. Exempt foreign organizations enter 4% of Part I, line 12, col. (b).			
<b>2</b> Tax under section 511 (domestic section 4947(a)(1) trusts and taxable foundations only Others enter -0-) . . . . .	2		
<b>3</b> Add lines 1 and 2 . . . . .	3		158.
<b>4</b> Subtitle A (Income) tax (domestic section 4947(a)(1) trusts and taxable foundations only Others enter -0-) . . . . .	4		NONE
<b>5</b> Tax based on investment income. Subtract line 4 from line 3. If zero or less, enter -0- . . . . .	5		158.
<b>6</b> Credits/Payments.			
<b>a</b> 2011 estimated tax payments and 2010 overpayment credited to 2011 . . . . .	6a		
<b>b</b> Exempt foreign organizations - tax withheld at source . . . . .	6b		NONE
<b>c</b> Tax paid with application for extension of time to file (Form 8868) . . . . .	6c		200.
<b>d</b> Backup withholding erroneously withheld . . . . .	6d		
<b>7</b> Total credits and payments Add lines 6a through 6d . . . . .	7		200.
<b>8</b> Enter any penalty for underpayment of estimated tax Check here <input type="checkbox"/> if Form 2220 is attached . . . . .	8		
<b>9</b> Tax due. If the total of lines 5 and 8 is more than line 7, enter amount owed . . . . .	9		
<b>10</b> Overpayment. If line 7 is more than the total of lines 5 and 8, enter the amount overpaid . . . . .	10		42.
<b>11</b> Enter the amount of line 10 to be Credited to 2012 estimated tax <input checked="" type="checkbox"/> 42. Refunded <input checked="" type="checkbox"/>	11		

**Part VII-A Statements Regarding Activities**

	Yes	No
<b>1a</b> During the tax year, did the foundation attempt to influence any national, state, or local legislation or did it participate or intervene in any political campaign? . . . . .		X
<b>b</b> Did it spend more than \$100 during the year (either directly or indirectly) for political purposes (see page 19 of the instructions for definition)? . . . . . <i>If the answer is "Yes" to 1a or 1b, attach a detailed description of the activities and copies of any materials published or distributed by the foundation in connection with the activities</i>		X
<b>c</b> Did the foundation file Form 1120-POL for this year? . . . . .		X
<b>d</b> Enter the amount (if any) of tax on political expenditures (section 4955) imposed during the year (1) On the foundation <input checked="" type="checkbox"/> \$ _____ (2) On foundation managers <input checked="" type="checkbox"/> \$ _____		
<b>e</b> Enter the reimbursement (if any) paid by the foundation during the year for political expenditure tax imposed on foundation managers <input checked="" type="checkbox"/> \$ _____		
<b>2</b> Has the foundation engaged in any activities that have not previously been reported to the IRS? . . . . . <i>If "Yes," attach a detailed description of the activities</i>		X
<b>3</b> Has the foundation made any changes, not previously reported to the IRS, in its governing instrument, articles of incorporation, or bylaws, or other similar instruments? <i>If "Yes," attach a conformed copy of the changes</i> . . . . .		X
<b>4a</b> Did the foundation have unrelated business gross income of \$1,000 or more during the year? . . . . .		X
<b>b</b> If "Yes," has it filed a tax return on Form 990-T for this year? . . . . .		
<b>5</b> Was there a liquidation, termination, dissolution, or substantial contraction during the year? . . . . . <i>If "Yes," attach the statement required by General Instruction T</i>		X
<b>6</b> Are the requirements of section 508(e) (relating to sections 4941 through 4945) satisfied either • By language in the governing instrument, or • By state legislation that effectively amends the governing instrument so that no mandatory directions that conflict with the state law remain in the governing instrument? . . . . .	X	
<b>7</b> Did the foundation have at least \$5,000 in assets at any time during the year? <i>If "Yes," complete Part II, col (c), and Part XV</i>	X	
<b>8a</b> Enter the states to which the foundation reports or with which it is registered (see instructions) <input checked="" type="checkbox"/> TX		
<b>b</b> If the answer is "Yes" to line 7, has the foundation furnished a copy of Form 990-PF to the Attorney General (or designate) of each state as required by General Instruction G? <i>If "No," attach explanation</i> . . . . .	X	
<b>9</b> Is the foundation claiming status as a private operating foundation within the meaning of section 4942(j)(3) or 4942(j)(5) for calendar year 2011 or the taxable year beginning in 2011 (see instructions for Part XIV)? <i>If "Yes," complete Part XIV</i> . . . . .		X
<b>10</b> Did any persons become substantial contributors during the tax year? <i>If "Yes," attach a schedule listing their names and addresses</i> . . . . .		X

Part VII-A Statements Regarding Activities (continued)

11 At any time during the year, did the foundation, directly or indirectly, own a controlled entity within the meaning of section 512(b)(13)? If "Yes," attach schedule (see instructions) . . . . . 11 X
12 Did the foundation make a distribution to a donor advised fund over which the foundation or a disqualified person had advisory privileges? If "Yes," attach statement (see instructions) . . . . . 12 X
13 Did the foundation comply with the public inspection requirements for its annual returns and exemption application? . . . . . 13 X
Website address N/A
14 The books are in care of JPMORGAN CHASE BANK, NA Telephone no (866) 888-5157
Located at 10 S DEARBORN IL 1-0117, CHICAGO, IL ZIP + 4 60603
15 Section 4947(a)(1) nonexempt charitable trusts filing Form 990-PF in lieu of Form 1041 - Check here X
and enter the amount of tax-exempt interest received or accrued during the year . . . . . 15 NONE
16 At any time during calendar year 2011, did the foundation have an interest in or a signature or other authority over a bank, securities, or other financial account in a foreign country? . . . . . 16 Yes No X
See the instructions for exceptions and filing requirements for Form TD F 90-22 1. If "Yes," enter the name of the foreign country

Part VII-B Statements Regarding Activities for Which Form 4720 May Be Required

File Form 4720 if any item is checked in the "Yes" column, unless an exception applies.

1a During the year did the foundation (either directly or indirectly)
(1) Engage in the sale or exchange, or leasing of property with a disqualified person? . . . . . Yes X No
(2) Borrow money from, lend money to, or otherwise extend credit to (or accept it from) a disqualified person? . . . . . Yes X No
(3) Furnish goods, services, or facilities to (or accept them from) a disqualified person? . . . . . Yes X No
(4) Pay compensation to, or pay or reimburse the expenses of, a disqualified person? . . . . . X Yes No
(5) Transfer any income or assets to a disqualified person (or make any of either available for the benefit or use of a disqualified person)? . . . . . Yes X No
(6) Agree to pay money or property to a government official? (Exception. Check "No" if the foundation agreed to make a grant to or to employ the official for a period after termination of government service, if terminating within 90 days) . . . . . Yes X No
b If any answer is "Yes" to 1a(1)-(6), did any of the acts fail to qualify under the exceptions described in Regulations section 53.4941(d)-3 or in a current notice regarding disaster assistance (see instructions)? . . . . . 1b X
Organizations relying on a current notice regarding disaster assistance check here . . . . .
c Did the foundation engage in a prior year in any of the acts described in 1a, other than excepted acts, that were not corrected before the first day of the tax year beginning in 2011? . . . . . 1c X
2 Taxes on failure to distribute income (section 4942) (does not apply for years the foundation was a private operating foundation defined in section 4942(j)(3) or 4942(j)(5))
a At the end of tax year 2011, did the foundation have any undistributed income (lines 6d and 6e, Part XIII) for tax year(s) beginning before 2011? . . . . . Yes X No
If "Yes," list the years
b Are there any years listed in 2a for which the foundation is not applying the provisions of section 4942(a)(2) (relating to incorrect valuation of assets) to the year's undistributed income? (If applying section 4942(a)(2) to all years listed, answer "No" and attach statement - see instructions) . . . . . 2b X
c If the provisions of section 4942(a)(2) are being applied to any of the years listed in 2a, list the years here
3a Did the foundation hold more than a 2% direct or indirect interest in any business enterprise at any time during the year? . . . . . Yes X No
b If "Yes," did it have excess business holdings in 2011 as a result of (1) any purchase by the foundation or disqualified persons after May 26, 1969, (2) the lapse of the 5-year period (or longer period approved by the Commissioner under section 4943(c)(7)) to dispose of holdings acquired by gift or bequest; or (3) the lapse of the 10-, 15-, or 20-year first phase holding period? (Use Schedule C, Form 4720, to determine if the foundation had excess business holdings in 2011) . . . . . 3b
4a Did the foundation invest during the year any amount in a manner that would jeopardize its charitable purposes? . . . . . 4a X
b Did the foundation make any investment in a prior year (but after December 31, 1969) that could jeopardize its charitable purpose that had not been removed from jeopardy before the first day of the tax year beginning in 2011? . . . . . 4b X

**Part VII-B Statements Regarding Activities for Which Form 4720 May Be Required (continued)**

5a During the year did the foundation pay or incur any amount to:

(1) Carry on propaganda, or otherwise attempt to influence legislation (section 4945(e))?  Yes  No

(2) Influence the outcome of any specific public election (see section 4955), or to carry on, directly or indirectly, any voter registration drive?  Yes  No

(3) Provide a grant to an individual for travel, study, or other similar purposes?  Yes  No

(4) Provide a grant to an organization other than a charitable, etc., organization described in section 509(a)(1), (2), or (3), or section 4940(d)(2)? (see instructions)  Yes  No

(5) Provide for any purpose other than religious, charitable, scientific, literary, or educational purposes, or for the prevention of cruelty to children or animals?  Yes  No

b If any answer is "Yes" to 5a(1)-(5), did any of the transactions fail to qualify under the exceptions described in Regulations section 53.4945 or in a current notice regarding disaster assistance (see instructions)?  Yes  No  
 Organizations relying on a current notice regarding disaster assistance check here

c If the answer is "Yes" to question 5a(4), does the foundation claim exemption from the tax because it maintained expenditure responsibility for the grant?  Yes  No  
 If "Yes," attach the statement required by Regulations section 53.4945-5(d)

6a Did the foundation, during the year, receive any funds, directly or indirectly, to pay premiums on a personal benefit contract?  Yes  No

b Did the foundation, during the year, pay premiums, directly or indirectly, on a personal benefit contract?  Yes  No  
 If "Yes" to 6b, file Form 8870

7a At any time during the tax year, was the foundation a party to a prohibited tax shelter transaction?  Yes  No

b If "Yes," did the foundation receive any proceeds or have any net income attributable to the transaction?  Yes  No

**Part VIII Information About Officers, Directors, Trustees, Foundation Managers, Highly Paid Employees, and Contractors**

**1 List all officers, directors, trustees, foundation managers and their compensation (see instructions).**

(a) Name and address	(b) Title, and average hours per week devoted to position	(c) Compensation (if not paid, enter -0-)	(d) Contributions to employee benefit plans and deferred compensation	(e) Expense account, other allowances
SEE STATEMENT 7		7,365.	-0-	-0-

**2 Compensation of five highest-paid employees (other than those included on line 1 - see instructions). If none, enter "NONE."**

(a) Name and address of each employee paid more than \$50,000	(b) Title, and average hours per week devoted to position	(c) Compensation	(d) Contributions to employee benefit plans and deferred compensation	(e) Expense account, other allowances
NONE		NONE	NONE	NONE

Total number of other employees paid over \$50,000  NONE

**Part VIII Information About Officers, Directors, Trustees, Foundation Managers, Highly Paid Employees, and Contractors (continued)**

**3 Five highest-paid independent contractors for professional services (see instructions). If none, enter "NONE."**

(a) Name and address of each person paid more than \$50,000	(b) Type of service	(c) Compensation
NONE		NONE
-----		
-----		
-----		
-----		
-----		

Total number of others receiving over \$50,000 for professional services . . . . . **NONE**

**Part IX-A Summary of Direct Charitable Activities**

List the foundation's four largest direct charitable activities during the tax year. Include relevant statistical information such as the number of organizations and other beneficiaries served, conferences convened, research papers produced, etc	Expenses
1 NONE	
-----	
2	
-----	
3	
-----	
4	
-----	

**Part IX-B Summary of Program-Related Investments (see instructions)**

Describe the two largest program-related investments made by the foundation during the tax year on lines 1 and 2	Amount
1 NONE	
-----	
2	
-----	
All other program-related investments See instructions	
3 NONE	
-----	
<b>Total.</b> Add lines 1 through 3 . . . . .	

**Part X Minimum Investment Return** (All domestic foundations must complete this part. Foreign foundations, see instructions.)

<b>1</b>	Fair market value of assets not used (or held for use) directly in carrying out charitable, etc., purposes:		
<b>a</b>	Average monthly fair market value of securities . . . . .	<b>1a</b>	600,787.
<b>b</b>	Average of monthly cash balances . . . . .	<b>1b</b>	46,121.
<b>c</b>	Fair market value of all other assets (see instructions) . . . . .	<b>1c</b>	NONE
<b>d</b>	<b>Total</b> (add lines 1a, b, and c) . . . . .	<b>1d</b>	646,908.
<b>e</b>	Reduction claimed for blockage or other factors reported on lines 1a and 1c (attach detailed explanation) . . . . .	<b>1e</b>	
<b>2</b>	Acquisition indebtedness applicable to line 1 assets . . . . .	<b>2</b>	NONE
<b>3</b>	Subtract line 2 from line 1d . . . . .	<b>3</b>	646,908.
<b>4</b>	Cash deemed held for charitable activities. Enter 1 1/2% of line 3 (for greater amount, see instructions) . . . . .	<b>4</b>	9,704.
<b>5</b>	<b>Net value of noncharitable-use assets.</b> Subtract line 4 from line 3. Enter here and on Part V, line 4 . . . . .	<b>5</b>	637,204.
<b>6</b>	<b>Minimum investment return.</b> Enter 5% of line 5 . . . . .	<b>6</b>	31,860.

**Part XI Distributable Amount** (see instructions) (Section 4942(j)(3) and (j)(5) private operating foundations and certain foreign organizations check here  and do not complete this part.)

<b>1</b>	Minimum investment return from Part X, line 6 . . . . .	<b>1</b>	31,860.
<b>2a</b>	Tax on investment income for 2011 from Part VI, line 5 . . . . .	<b>2a</b>	158.
<b>b</b>	Income tax for 2011. (This does not include the tax from Part VI.) . . . . .	<b>2b</b>	
<b>c</b>	Add lines 2a and 2b . . . . .	<b>2c</b>	158.
<b>3</b>	Distributable amount before adjustments Subtract line 2c from line 1 . . . . .	<b>3</b>	31,702.
<b>4</b>	Recoveries of amounts treated as qualifying distributions . . . . .	<b>4</b>	NONE
<b>5</b>	Add lines 3 and 4 . . . . .	<b>5</b>	31,702.
<b>6</b>	Deduction from distributable amount (see instructions) . . . . .	<b>6</b>	NONE
<b>7</b>	<b>Distributable amount as adjusted.</b> Subtract line 6 from line 5. Enter here and on Part XIII, line 1 . . . . .	<b>7</b>	31,702.

**Part XII Qualifying Distributions** (see instructions)

<b>1</b>	Amounts paid (including administrative expenses) to accomplish charitable, etc., purposes:		
<b>a</b>	Expenses, contributions, gifts, etc - total from Part I, column (d), line 26 . . . . .	<b>1a</b>	32,841.
<b>b</b>	Program-related investments - total from Part IX-B . . . . .	<b>1b</b>	
<b>2</b>	Amounts paid to acquire assets used (or held for use) directly in carrying out charitable, etc., purposes . . . . .	<b>2</b>	NONE
<b>3</b>	Amounts set aside for specific charitable projects that satisfy the:		
<b>a</b>	Suitability test (prior IRS approval required) . . . . .	<b>3a</b>	NONE
<b>b</b>	Cash distribution test (attach the required schedule) . . . . .	<b>3b</b>	NONE
<b>4</b>	<b>Qualifying distributions.</b> Add lines 1a through 3b Enter here and on Part V, line 8, and Part XIII, line 4 . . . . .	<b>4</b>	32,841.
<b>5</b>	Foundations that qualify under section 4940(e) for the reduced rate of tax on net investment income. Enter 1% of Part I, line 27b (see instructions) . . . . .	<b>5</b>	158.
<b>6</b>	<b>Adjusted qualifying distributions.</b> Subtract line 5 from line 4 . . . . .	<b>6</b>	32,683.

**Note.** The amount on line 6 will be used in Part V, column (b), in subsequent years when calculating whether the foundation qualifies for the section 4940(e) reduction of tax in those years

**Part XIII Undistributed Income** (see instructions)

	(a) Corpus	(b) Years prior to 2010	(c) 2010	(d) 2011
1 Distributable amount for 2011 from Part XI, line 7 . . . . .				31,702.
2 Undistributed income, if any, as of the end of 2011:				
a Enter amount for 2010 only . . . . .			30,925.	
b Total for prior years 20____, 20____, 20____ . . . . .		NONE		
3 Excess distributions carryover, if any, to 2011:				
a From 2006 . . . . .		NONE		
b From 2007 . . . . .		NONE		
c From 2008 . . . . .		NONE		
d From 2009 . . . . .		NONE		
e From 2010 . . . . .		NONE		
f Total of lines 3a through e . . . . .	NONE			
4 Qualifying distributions for 2011 from Part XII, line 4 ▶ \$ <u>32,841.</u>				
a Applied to 2010, but not more than line 2a . . . . .			30,925.	
b Applied to undistributed income of prior years (Election required - see instructions) . . . . .		NONE		
c Treated as distributions out of corpus (Election required - see instructions) . . . . .	NONE			
d Applied to 2011 distributable amount . . . . .				1,916.
e Remaining amount distributed out of corpus . . . . .	NONE			
5 Excess distributions carryover applied to 2011 . . . . . (If an amount appears in column (d), the same amount must be shown in column (a) )	NONE			NONE
6 Enter the net total of each column as indicated below:				
a Corpus Add lines 3f, 4c, and 4e Subtract line 5 . . . . .	NONE			
b Prior years' undistributed income Subtract line 4b from line 2b . . . . .		NONE		
c Enter the amount of prior years' undistributed income for which a notice of deficiency has been issued, or on which the section 4942(a) tax has been previously assessed . . . . .		NONE		
d Subtract line 6c from line 6b Taxable amount - see instructions . . . . .		NONE		
e Undistributed income for 2010 Subtract line 4a from line 2a Taxable amount - see instructions . . . . .				
f Undistributed income for 2011 Subtract lines 4d and 5 from line 1 This amount must be distributed in 2012 . . . . .				29,786.
7 Amounts treated as distributions out of corpus to satisfy requirements imposed by section 170(b)(1)(F) or 4942(g)(3) (see instructions) . . . . .	NONE			
8 Excess distributions carryover from 2006 not applied on line 5 or line 7 (see instructions) . . . . .	NONE			
9 Excess distributions carryover to 2012. Subtract lines 7 and 8 from line 6a . . . . .	NONE			
10 Analysis of line 9				
a Excess from 2007 . . . . .	NONE			
b Excess from 2008 . . . . .	NONE			
c Excess from 2009 . . . . .	NONE			
d Excess from 2010 . . . . .	NONE			
e Excess from 2011 . . . . .	NONE			

**Part XIV Private Operating Foundations** (see instructions and Part VII-A, question 9)

NOT APPLICABLE

**1 a** If the foundation has received a ruling or determination letter that it is a private operating foundation, and the ruling is effective for 2011, enter the date of the ruling . . . . .

**b** Check box to indicate whether the foundation is a private operating foundation described in section 4942(j)(3) or 4942(j)(5)

	Tax year	Prior 3 years			(e) Total
	(a) 2011	(b) 2010	(c) 2009	(d) 2008	
<b>2 a</b> Enter the lesser of the adjusted net income from Part I or the minimum investment return from Part X for each year listed . . . . .					
<b>b</b> 85% of line 2a . . . . .					
<b>c</b> Qualifying distributions from Part XII, line 4 for each year listed . . . . .					
<b>d</b> Amounts included in line 2c not used directly for active conduct of exempt activities . . . . .					
<b>e</b> Qualifying distributions made directly for active conduct of exempt activities Subtract line 2d from line 2c . . . . .					
<b>3</b> Complete 3a, b, or c for the alternative test relied upon					
<b>a</b> "Assets" alternative test - enter					
<b>(1)</b> Value of all assets . . . . .					
<b>(2)</b> Value of assets qualifying under section 4942(j)(3)(B)(i) . . . . .					
<b>b</b> "Endowment" alternative test - enter 2/3 of minimum investment return shown in Part X, line 6 for each year listed . . . . .					
<b>c</b> "Support" alternative test - enter					
<b>(1)</b> Total support other than gross investment income (interest, dividends, rents, payments on securities loans (section 512(a)(5)) or royalties) . . . . .					
<b>(2)</b> Support from general public and 5 or more exempt organizations as provided in section 4942(j)(3)(B)(iii) . . . . .					
<b>(3)</b> Largest amount of support from an exempt organization . . . . .					
<b>(4)</b> Gross investment income . . . . .					

**Part XV Supplementary Information (Complete this part only if the foundation had \$5,000 or more in assets at any time during the year - see instructions.)**

**1 Information Regarding Foundation Managers:**

**a** List any managers of the foundation who have contributed more than 2% of the total contributions received by the foundation before the close of any tax year (but only if they have contributed more than \$5,000) (See section 507(d)(2).)

N/A

**b** List any managers of the foundation who own 10% or more of the stock of a corporation (or an equally large portion of the ownership of a partnership or other entity) of which the foundation has a 10% or greater interest

N/A

**2 Information Regarding Contribution, Grant, Gift, Loan, Scholarship, etc., Programs:**

Check here  if the foundation only makes contributions to preselected charitable organizations and does not accept unsolicited requests for funds. If the foundation makes gifts, grants, etc. (see instructions) to individuals or organizations under other conditions, complete items 2a, b, c, and d.

**a** The name, address, and telephone number of the person to whom applications should be addressed:

**b** The form in which applications should be submitted and information and materials they should include:

**c** Any submission deadlines:

**d** Any restrictions or limitations on awards, such as by geographical areas, charitable fields, kinds of institutions, or other factors:

**Part XV Supplementary Information (continued)**

**3 Grants and Contributions Paid During the Year or Approved for Future Payment**

Recipient Name and address (home or business)	If recipient is an individual, show any relationship to any foundation manager or substantial contributor	Foundation status of recipient	Purpose of grant or contribution	Amount
<p><b>a Paid during the year</b></p> <p>SEE STATEMENT 9</p>				
<b>Total . . . . . ▶ 3a</b>				31,000.
<b>b Approved for future payment</b>				
<b>Total . . . . . ▶ 3b</b>				



Part XVII Information Regarding Transfers To and Transactions and Relationships With Noncharitable Exempt Organizations

- 1 Did the organization directly or indirectly engage in any of the following with any other organization described in section 501(c) of the Code... a Transfers from the reporting foundation to a noncharitable exempt organization of: (1) Cash (2) Other assets b Other transactions: (1) Sales of assets to a noncharitable exempt organization (2) Purchases of assets from a noncharitable exempt organization (3) Rental of facilities, equipment, or other assets (4) Reimbursement arrangements (5) Loans or loan guarantees (6) Performance of services or membership or fundraising solicitations c Sharing of facilities, equipment, mailing lists, other assets, or paid employees d If the answer to any of the above is "Yes," complete the following schedule

Table with 4 columns: (a) Line no, (b) Amount involved, (c) Name of noncharitable exempt organization, (d) Description of transfers, transactions, and sharing arrangements

2a Is the foundation directly or indirectly affiliated with, or related to, one or more tax-exempt organizations described in section 501(c) of the Code (other than section 501(c)(3)) or in section 527? Yes No

Table with 3 columns: (a) Name of organization, (b) Type of organization, (c) Description of relationship

Sign Here Under penalties of perjury, I declare that I have examined this return, including accompanying schedules and statements, and to the best of my knowledge and belief, it is true, correct, and complete Declaration of preparer (other than taxpayer) is based on all information of which preparer has any knowledge

Paid Preparer Use Only Print/Type preparer's name Preparer's signature Date Check if PTIN self-employed Firm's name Firm's address Firm's EIN Phone no

FORM 990PF, PART I - OTHER INCOME  
=====

DESCRIPTION -----	REVENUE AND EXPENSES PER BOOKS -----	NET INVESTMENT INCOME -----
POWERSHARES DB COMM TRACKING INDEX FUND		-206.
TOTALS		-206.

FORM 990PF, PART I - TAXES  
=====

DESCRIPTION -----	REVENUE AND EXPENSES PER BOOKS -----	NET INVESTMENT INCOME -----
FEDERAL TAX PAYMENT - PRIOR YE	447.	
FOREIGN TAXES ON QUALIFIED FOR	375.	375.
FOREIGN TAXES ON NONQUALIFIED	43.	43.
TOTALS	865.	418.

EVERETT & EDITH COMER CHARITABLE TRUST  
FORM 990PF, PART II - CORPORATE STOCK  
=====

71-6230328

DESCRIPTION -----	ENDING BOOK VALUE -----	ENDING FMV -----
SEE ATTACHED	423,792.	443,052.
TOTALS	423,792.	443,052.

EVERETT & EDITH COMER CHARITABLE TRUST  
FORM 990PF, PART II - CORPORATE BONDS  
=====

71-6230328

DESCRIPTION -----	ENDING BOOK VALUE -----	ENDING FMV -----
SEE ATTACHED	79,876.	83,182.
TOTALS	79,876.	83,182.

EVERETT & EDITH COMER CHARITABLE TRUST  
 FORM 990PF, PART II - OTHER INVESTMENTS  
 =====

71-6230328

DESCRIPTION -----  
 COST/  
 FMV  
 C OR F -----

ENDING BOOK VALUE	ENDING FMV
81,362.	81,797.
-----	-----
81,362.	81,797.
=====	=====

SEE ATTACHED C

TOTALS

FORM 990PF, PART III - OTHER INCREASES IN NET WORTH OR FUND BALANCES

=====

DESCRIPTION -----	AMOUNT -----
PRIOR PERIOD ADJUSTMENT	37.
TOTAL	----- 37. =====

FORM 990PF, PART VIII - LIST OF OFFICERS, DIRECTORS, AND TRUSTEES

=====

OFFICER NAME:

JPMORGAN CHASE BANK, NA

ADDRESS:

10 S DEARBORN IL1-0117

CHICAGO, IL 60603

TITLE:

TRUSTEE

AVERAGE HOURS PER WEEK DEVOTED TO POSITION: 2

COMPENSATION ..... 7,365.

TOTAL COMPENSATION: 7,365.

=====

RECIPIENT NAME:  
MEALS ON WHEELS, INC OF TARRANT CTY  
ADDRESS:  
FORT WORTH, TX  
RELATIONSHIP:  
NONE  
PURPOSE OF GRANT:  
GENERAL  
FOUNDATION STATUS OF RECIPIENT:  
PUBLIC  
AMOUNT OF GRANT PAID ..... 6,000.

RECIPIENT NAME:  
PRESBYTERIAN NIGHT SHELTER OF  
TARRANT COUNTY  
ADDRESS:  
FORT WORTH, TX  
RELATIONSHIP:  
NONE  
PURPOSE OF GRANT:  
GENERAL  
FOUNDATION STATUS OF RECIPIENT:  
PUBLIC  
AMOUNT OF GRANT PAID ..... 5,000.

RECIPIENT NAME:  
SAFEHAVEN OF TARRANT COUNTY  
ADDRESS:  
HURST, TX  
RELATIONSHIP:  
NONE  
PURPOSE OF GRANT:  
GENERAL  
FOUNDATION STATUS OF RECIPIENT:  
PUBLIC  
AMOUNT OF GRANT PAID ..... 5,000.

RECIPIENT NAME:  
FORT WORTH PUBLIC LIBRARY  
ADDRESS:  
FORT WORTH, TX  
RELATIONSHIP:  
NONE  
PURPOSE OF GRANT:  
GENERAL  
FOUNDATION STATUS OF RECIPIENT:  
PUBLIC  
AMOUNT OF GRANT PAID ..... 5,000.

RECIPIENT NAME:  
FORT WORTH ZOOLOGICAL ASSOCIATION  
ADDRESS:  
FORT WORTH, TX  
RELATIONSHIP:  
NONE  
PURPOSE OF GRANT:  
GENERAL  
FOUNDATION STATUS OF RECIPIENT:  
PUBLIC  
AMOUNT OF GRANT PAID ..... 5,000.

RECIPIENT NAME:  
GLADNEY CENTER FOR ADOPTION  
ADDRESS:  
FORT WORTH, TX  
RELATIONSHIP:  
NONE  
PURPOSE OF GRANT:  
GENERAL  
FOUNDATION STATUS OF RECIPIENT:  
PUBLIC  
AMOUNT OF GRANT PAID ..... 5,000.

TOTAL GRANTS PAID: 31,000.  
=====

**SCHEDULE D  
(Form 1041)**

**Capital Gains and Losses**

OMB No 1545-0092

**2011**

Department of the Treasury  
Internal Revenue Service

▶ **Attach to Form 1041, Form 5227, or Form 990-T. See the Instructions for Schedule D (Form 1041) (also for Form 5227 or Form 990-T, if applicable).**

Name of estate or trust

Employer identification number

EVERETT & EDITH COMER CHARITABLE TRUST

71-6230328

**Note:** Form 5227 filers need to complete *only* Parts I and II.

**Part I Short-Term Capital Gains and Losses - Assets Held One Year or Less**

(a) Description of property (Example 100 shares 7% preferred of "Z" Co)	(b) Date acquired (mo., day, yr.)	(c) Date sold (mo., day, yr.)	(d) Sales price	(e) Cost or other basis (see instructions)	(f) Gain or (loss) for the entire year Subtract (e) from (d)
1a					

<b>b</b> Enter the short-term gain or (loss), if any, from Schedule D-1, line 1b . . . . .	<b>1b</b>	-4,307.
<b>2</b> Short-term capital gain or (loss) from Forms 4684, 6252, 6781, and 8824 . . . . .	<b>2</b>	
<b>3</b> Net short-term gain or (loss) from partnerships, S corporations, and other estates or trusts . . . . .	<b>3</b>	
<b>4</b> Short-term capital loss carryover Enter the amount, if any, from line 9 of the 2010 Capital Loss Carryover Worksheet . . . . .	<b>4</b>	( )
<b>5</b> <b>Net short-term gain or (loss).</b> Combine lines 1a through 4 in column (f). Enter here and on line 13, column (3) on the back . . . . . ▶	<b>5</b>	-4,307.

**Part II Long-Term Capital Gains and Losses - Assets Held More Than One Year**

(a) Description of property (Example 100 shares 7% preferred of "Z" Co)	(b) Date acquired (mo., day, yr.)	(c) Date sold (mo., day, yr.)	(d) Sales price	(e) Cost or other basis (see instructions)	(f) Gain or (loss) for the entire year Subtract (e) from (d)
6a LONG-TERM CAPITAL GAIN DIVIDENDS					5,681.

<b>b</b> Enter the long-term gain or (loss), if any, from Schedule D-1, line 6b . . . . .	<b>6b</b>	8,799.
<b>7</b> Long-term capital gain or (loss) from Forms 2439, 4684, 6252, 6781, and 8824 . . . . .	<b>7</b>	
<b>8</b> Net long-term gain or (loss) from partnerships, S corporations, and other estates or trusts . . . . .	<b>8</b>	
<b>9</b> Capital gain distributions . . . . .	<b>9</b>	
<b>10</b> Gain from Form 4797, Part I . . . . .	<b>10</b>	
<b>11</b> Long-term capital loss carryover Enter the amount, if any, from line 14 of the 2010 Capital Loss Carryover Worksheet . . . . .	<b>11</b>	( )
<b>12</b> <b>Net long-term gain or (loss).</b> Combine lines 6a through 11 in column (f) Enter here and on line 14a, column (3) on the back . . . . . ▶	<b>12</b>	14,480.

<b>Part III Summary of Parts I and II</b>		(1) Beneficiaries' (see instr.)	(2) Estate's or trust's	(3) Total
<b>Caution: Read the instructions before completing this part.</b>				
<b>13</b>	<b>Net short-term gain or (loss)</b> . . . . .	<b>13</b>		-4,307.
<b>14</b>	<b>Net long-term gain or (loss):</b>			
a	Total for year . . . . .	<b>14a</b>		14,480.
b	Unrecaptured section 1250 gain (see line 18 of the wrksh) . . . . .	<b>14b</b>		
c	28% rate gain . . . . .	<b>14c</b>		
<b>15</b>	<b>Total net gain or (loss).</b> Combine lines 13 and 14a . . . . .	<b>15</b>		10,173.

**Note:** If line 15, column (3), is a net gain, enter the gain on Form 1041, line 4 (or Form 990-T, Part I, line 4a) If lines 14a and 15, column (2), are net gains, go to Part V, and do not complete Part IV. If line 15, column (3), is a net loss, complete Part IV and the **Capital Loss Carryover Worksheet**, as necessary

**Part IV Capital Loss Limitation**

<b>16</b>	Enter here and enter as a (loss) on Form 1041, line 4 (or Form 990-T, Part I, line 4c, if a trust), the smaller of:	<b>16</b>	( )
a	The loss on line 15, column (3) or b \$3,000 . . . . .		

**Note:** If the loss on line 15, column (3), is more than \$3,000, or if Form 1041, page 1, line 22 (or Form 990-T, line 34), is a loss, complete the **Capital Loss Carryover Worksheet** in the instructions to figure your capital loss carryover

**Part V Tax Computation Using Maximum Capital Gains Rates**

**Form 1041 filers.** Complete this part only if both lines 14a and 15 in column (2) are gains, or an amount is entered in Part I or Part II and there is an entry on Form 1041, line 2b(2), and Form 1041, line 22, is more than zero

**Caution:** Skip this part and complete the **Schedule D Tax Worksheet** in the instructions if:

- Either line 14b, col. (2) or line 14c, col. (2) is more than zero, or
- Both Form 1041, line 2b(1), and Form 4952, line 4g are more than zero.

**Form 990-T trusts.** Complete this part only if both lines 14a and 15 are gains, or qualified dividends are included in income in Part I of Form 990-T, and Form 990-T, line 34, is more than zero. Skip this part and complete the **Schedule D Tax Worksheet** in the instructions if either line 14b, col. (2) or line 14c, col. (2) is more than zero.

<b>17</b>	Enter taxable income from Form 1041, line 22 (or Form 990-T, line 34) . . . . .	<b>17</b>		
<b>18</b>	Enter the smaller of line 14a or 15 in column (2) but not less than zero . . . . .	<b>18</b>		
<b>19</b>	Enter the estate's or trust's qualified dividends from Form 1041, line 2b(2) (or enter the qualified dividends included in income in Part I of Form 990-T) . . . . .	<b>19</b>		
<b>20</b>	Add lines 18 and 19 . . . . .	<b>20</b>		
<b>21</b>	If the estate or trust is filing Form 4952, enter the amount from line 4g; otherwise, enter -0- . . . . .	<b>21</b>		
<b>22</b>	Subtract line 21 from line 20. If zero or less, enter -0- . . . . .	<b>22</b>		
<b>23</b>	Subtract line 22 from line 17. If zero or less, enter -0- . . . . .	<b>23</b>		
<b>24</b>	Enter the smaller of the amount on line 17 or \$2,300 . . . . .	<b>24</b>		
<b>25</b>	Is the amount on line 23 equal to or more than the amount on line 24? <input type="checkbox"/> Yes. Skip lines 25 and 26; go to line 27 and check the "No" box <input type="checkbox"/> No. Enter the amount from line 23 . . . . .	<b>25</b>		
<b>26</b>	Subtract line 25 from line 24 . . . . .	<b>26</b>		
<b>27</b>	Are the amounts on lines 22 and 26 the same? <input type="checkbox"/> Yes. Skip lines 27 thru 30, go to line 31 <input type="checkbox"/> No. Enter the smaller of line 17 or line 22 . . . . .	<b>27</b>		
<b>28</b>	Enter the amount from line 26 (If line 26 is blank, enter -0-) . . . . .	<b>28</b>		
<b>29</b>	Subtract line 28 from line 27 . . . . .	<b>29</b>		
<b>30</b>	Multiply line 29 by 15% ( 15) . . . . .			<b>30</b>
<b>31</b>	Figure the tax on the amount on line 23. Use the 2011 Tax Rate Schedule for Estates and Trusts (see the Schedule G instructions in the instructions for Form 1041) . . . . .			<b>31</b>
<b>32</b>	Add lines 30 and 31 . . . . .			<b>32</b>
<b>33</b>	Figure the tax on the amount on line 17. Use the 2011 Tax Rate Schedule for Estates and Trusts (see the Schedule G instructions in the instructions for Form 1041) . . . . .			<b>33</b>
<b>34</b>	<b>Tax on all taxable income.</b> Enter the smaller of line 32 or line 33 here and on Form 1041, Schedule G, line 1a (or Form 990-T, line 36) . . . . .			<b>34</b>



Name of estate or trust as shown on Form 1041. Do not enter name and employer identification number if shown on the other side  
**EVERETT & EDITH COMER CHARITABLE TRUST**  
 Employer identification number  
**71-6230328**

**Part II Long-Term Capital Gains and Losses - Assets Held More Than One Year**

(a) Description of property (Example 100 sh. 7% preferred of "Z" Co)	(b) Date acquired (mo, day, yr)	(c) Date sold (mo, day, yr)	(d) Sales price	(e) Cost or other basis (see instructions)	(f) Gain or (loss) Subtract (e) from (d)
6a 214.828 ARTIO INTERNATIONAL - I	03/10/2009	11/28/2011	2,088.00	1,680.00	408.00
820.607 JPMORGAN HIGH YIELD	10/08/2007	03/09/2012	6,491.00	6,311.00	180.00
26. SPDR TR UNIT SER 1	11/13/2009	03/09/2012	3,568.00	2,841.00	727.00
1470.066 EATON VANCE MUT F	09/24/2010	05/10/2012	13,304.00	12,892.00	412.00
560. JPMORGAN STRATEGIC IN FUND SEL	02/06/2009	05/10/2012	6,496.00	5,673.00	823.00
227. POWERSHARES DB COMMOD TRACKING FUND	01/14/2011	05/24/2012	5,891.00	6,377.00	-486.00
169.013 THORNBURG VALUE FU	05/19/2009	05/30/2012	4,947.00	4,249.00	698.00
463.243 DREYFUS/LAUREL FDS	01/14/2011	06/06/2012	6,314.00	6,708.00	-394.00
1136.125 JPMORGAN INTERNAT CURRENCY	VAR	06/06/2012	12,259.00	13,025.00	-766.00
863.086 JPMORGAN ASIA EQUI	VAR	06/22/2012	24,253.00	22,014.00	2,239.00
473.292 JPMORGAN US REAL E	VAR	06/28/2012	8,453.00	7,016.00	1,437.00
413.649 MANNING & NAPIER F	01/14/2011	07/23/2012	7,425.00	8,178.00	-753.00
419.624 THORNBURG VALUE FU	VAR	07/23/2012	12,207.00	13,930.00	-1,723.00
354.607 JPMORGAN US REAL E	11/23/2010	09/21/2012	6,507.00	5,248.00	1,259.00
675.373 JOHN HANCOCK II-EM	07/18/2011	10/19/2012	6,875.00	7,875.00	-1,000.00
743.923 ROWE T PRICE INTL FD*	06/16/2009	10/19/2012	12,044.00	9,195.00	2,849.00
159.415 EDGEWOOD GROWTH FU	01/14/2011	10/31/2012	2,125.00	1,862.00	263.00
151.845 FMI FDS INC	11/13/2008	10/31/2012	2,551.00	1,654.00	897.00
108.68 HARTFORD CAPITAL AP FUND	01/14/2011	10/31/2012	3,556.00	3,911.00	-355.00
106.464 JPMORGAN INTREPID	04/25/2011	10/31/2012	2,800.00	2,639.00	161.00
145.223 JPMORGAN US LARGE PLUS FUND SEL	12/26/2006	10/31/2012	3,314.00	2,752.00	562.00
200.608 JPMORGAN GROWTH AD	02/22/2010	10/31/2012	1,980.00	1,430.00	550.00
82.922 JPMORGAN MARKET EXP FUND	05/19/2009	10/31/2012	894.00	562.00	332.00
61.818 MFS INTL VALUE-I	10/26/2011	10/31/2012	1,721.00	1,601.00	120.00
65.438 MANNING & NAPIER FU	01/14/2011	10/31/2012	1,245.00	1,294.00	-49.00

**6b Total.** Combine the amounts in column (f) Enter here and on Schedule D, line 6b . . . . .





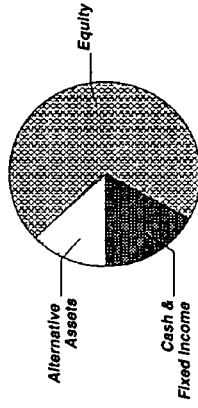
EVERETT & EDITH COMER NP CHAR TRUST ACCT R74854002  
As of 10/31/12

## Account Summary

### PRINCIPAL

Asset Allocation	Beginning Market Value	Ending Market Value	Change In Value	Estimated Annual Income	Current Allocation
Equity	474,328.42	443,052.21	(31,276.21)	6,441.36	70%
Alternative Assets	76,856.55	81,796.81	4,940.26	2,279.46	13%
Cash & Fixed Income	111,715.68	108,388.82	(3,326.86)	2,574.16	17%
<b>Market Value</b>	<b>\$662,900.65</b>	<b>\$633,237.84</b>	<b>(\$29,662.81)</b>	<b>\$11,294.98</b>	<b>100%</b>

### Asset Allocation



### INCOME

Cash Position	Beginning Market Value	Ending Market Value	Change In Value
Cash Balance	8,038.63	251.76	(7,786.87)
Accruals	567.83	568.72	0.89
<b>Market Value</b>	<b>\$8,606.46</b>	<b>\$820.48</b>	<b>(\$7,785.98)</b>

### Cost Summary

	Cost
Equity	423,792.39
Cash & Fixed Income	105,082.40
<b>Total</b>	<b>\$528,874.79</b>



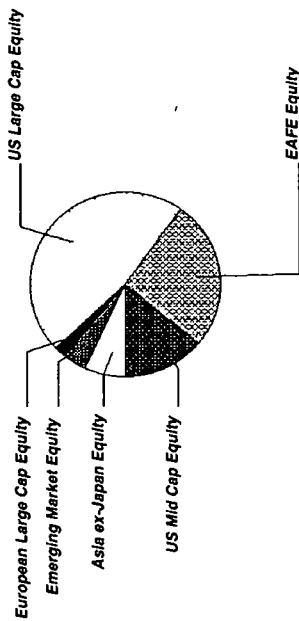
EVERETT & EDITH COMER NP CHAR TRUST ACCT R74854002  
As of 10/31/12

## Equity Summary

Asset Categories	Beginning Market Value	Ending Market Value	Change In Value	Current Allocation
US Large Cap Equity	234,843.39	209,030.98	(25,812.41)	33%
US Mid Cap Equity	60,155.68	64,928.95	4,773.27	10%
EAFE Equity	101,223.77	113,811.34	12,587.57	18%
European Large Cap Equity	6,336.40	6,448.40	112.00	1%
Asia ex-Japan Equity	48,419.84	32,394.80	(16,025.04)	5%
Emerging Market Equity	23,349.34	16,437.74	(6,911.60)	3%
<b>Total Value</b>	<b>\$474,328.42</b>	<b>\$443,052.21</b>	<b>(\$31,276.21)</b>	<b>70%</b>

Market Value/Cost	Current Period Value
Market Value	443,052.21
Tax Cost	423,792.39
Unrealized Gain/Loss	19,259.82
Estimated Annual Income	6,441.36
Accrued Dividends	298.36
Yield	1.45%

### Asset Categories



Equity as a percentage of your portfolio - 70%



EVERETT & EDITH COMER NP CHAR TRUST ACCT R74854002  
As of 10/31/12

Note P indicates position adjusted for Pending Trade Activity

### Equity Detail

	Price	Quantity	Value	Adjusted Tax Cost Original Cost	Unrealized Gain/Loss	Est. Annual Inc Accrued Div	Yield
<b>US Large Cap Equity</b>							
P EDGEWOOD GROWTH FUND 0075W0-75-9 EGFI X	13.33	946,742	12,620.07	11,057.94	1,562.13		
P FMI FDS INC LARGE CAP FD 302933-20-5 FMIH X	16.80	738,465	12,406.21	8,041.89	4,364.32	129.96 298.36	1.05%
P HARTFORD CAPITAL APPRECIATION FUND 416649-30-9 ITHI X	32.72	975,957	31,933.31	33,519.61	(1,586.30)	608.02	1.90%
P JPM INTREPID AMERICA FD - SEL FUND 1206 4812A2-10-8 JPIA X	26.30	482,443	12,688.25	11,959.76	728.49	98.41	0.78%
P JPM TRI GROWTH ADVANTAGE FD - SEL FUND 1567 4812A3-71-8 JGAS X	9.87	2,566,298	25,329.36	18,297.70	7,031.66		
P JPM US LRGE CAP CORE PLUS FD - SEL FUND 1002 4812A2-38-9 JLPS X	22.82	832,488	18,997.38	15,007.87	3,989.51	106.55	0.56%
P MANNING & NAPIER FUND INC EQUITY SERIES 563821-60-2 EXEY X	19.03	1,320,104	25,121.58	26,098.45	(976.87)	54.12	0.22%
NEUBERGER BERMAN MULTI CAP OPPORTUNITIES FUND 64122Q-30-9 NIMUL X	10.81	1,230,464	13,301.32	12,723.00	578.32	24.60	0.19%
P SPDR S&P 500 ETF TRUST 78462F-10-3 SPY	141.35	311,000	43,959.85	37,336.62	6,623.23	886.97	2.02%



EVERETT & EDITH COMER NP CHAR TRUST ACCT R74854002  
As of 10/31/12

	Price	Quantity	Value	Adjusted Tax Cost Original Cost	Unrealized Gain/Loss	Est. Annual Inc Accrued Div.	Yield
<b>US Large Cap Equity</b>							
P VICTORY PORTFOLIOS DIVRS STK CL I 92646A-85-6 VDSI X	16.25	779,917	12,673.65	12,509.87	163.78	148.18	1.17%
<b>Total US Large Cap Equity</b>			<b>\$209,030.98</b>	<b>\$186,552.71</b>	<b>\$22,478.27</b>	<b>\$2,056.81</b> <b>\$298.36</b>	<b>0.99%</b>
<b>US Mid Cap Equity</b>							
ASTON OPTIMUM MID CAP FUND I 00078H-15-8 ABMI X	33.28	779,460	25,940.43	25,695.32	245.11	105.22	0.41%
ISHARES CORE S&P MID-CAP ETF 464287-50-7 IJH	97.94	268,000	26,247.92	24,272.86	1,975.06	328.83	1.25%
P JPM MARKET EXPANSION INDEX FD - SEL FUND 3708 4812C1-63-7 PGMI X	10.78	1,181,874	12,740.60	8,013.11	4,727.49	109.91	0.86%
<b>Total US Mid Cap Equity</b>			<b>\$64,928.95</b>	<b>\$57,981.29</b>	<b>\$6,947.66</b>	<b>\$543.96</b>	<b>0.84%</b>
<b>EAFE Equity</b>							
DODGE & COX INTERNATIONAL STOCK 256206-10-3 DODF X	32.95	940,343	30,984.30	33,850.83	(2,866.53)	713.72	2.30%
ISHARES MSCI EAFE INDEX FUND 464287-46-5 EFA	53.58	355,000	19,019.13	22,048.77	(3,029.64)	609.89	3.21%
JPM INTL VALUE FD - SEL FUND 1296 4812A0-56-5 JIES X	12.31	1,604,743	19,754.39	23,489.97	(3,735.58)	685.22	3.47%



EVERETT & EDITH COMER NP CHAR TRUST ACCT R74854002  
As of 10/31/12

	Price	Quantity	Value	Adjusted Tax Cost Original Cost	Unrealized Gain/Loss	Est. Annual Inc. Accrued Div.	Yield
<b>EAFE Equity</b>							
MANNING & NAPIER FUND INC WORLD OPPORTUNITIES SERIES FUND 563821-54-5 EXWA X	7.47	1,565,021	11,690,711	13,756,541	(2,065,830)	375,601	3.21%
P MFS INTL VALUE-I 55273E-82-2 MINI X	27.84	681,312	18,967,731	17,393,911	1,573,820	282,061	1.49%
RS INTERNATIONAL GROWTH FUND 74972H-42-4 RSIG X	17.21	778,331	13,395,081	13,434,001	(38,920)	36,581	0.27%
<b>Total EAFE Equity</b>			<b>\$113,811.34</b>	<b>\$123,974.02</b>	<b>(\$10,162.68)</b>	<b>\$2,703.07</b>	<b>2.37%</b>
<b>European Large Cap Equity</b>							
VANGUARD MSCI EUROPE ETF 922042-87-4 VGK	46.06	140,000	6,448,401	6,792,161	(343,760)	418,041	6.48%
<b>Asia ex-Japan Equity</b>							
P COLUMBIA FDS SER TR II MASS ASIA PC JP R5 19763P-57-2 TAPR X	12.38	1,022,997	12,664,701	11,467,791	1,196,910	188,231	1.49%
T ROWE PRICE INTERNATIONAL FUNDS INC NEW ASIA FUND 77956H-50-0 PRAS X	16.26	1,213,413	19,730,101	17,970,651	1,759,450	182,011	0.92%
<b>Total Asia ex-Japan Equity</b>			<b>\$32,394.80</b>	<b>\$29,438.44</b>	<b>\$2,956.36</b>	<b>\$370.24</b>	<b>1.14%</b>



EVERETT & EDITH COMER NP CHAR TRUST ACCT. R74854002  
As of 10/31/12

	Price	Quantity	Value	Adjusted Tax Cost Original Cost	Unrealized Gain/Loss	Est Annual Inc Accrued Div.	Yield
<b>Emerging Market Equity</b>							
DELAWARE EMERGING MARKETS FUND 245914-81-7 DEMI X	13 50	728 891	9,840 03	11,924 66	(2,084 63)	121 72	1 24%
VANGUARD MSCI EMERGING MARKETS ETF 922042-85-8 VWO	41 50	159 000	6,597 71	7,129 11	(531 40)	227 52	3 45%
<b>Total Emerging Market Equity</b>			<b>\$16,437.74</b>	<b>\$19,053.77</b>	<b>(\$2,616.03)</b>	<b>\$349.24</b>	<b>2.13%</b>

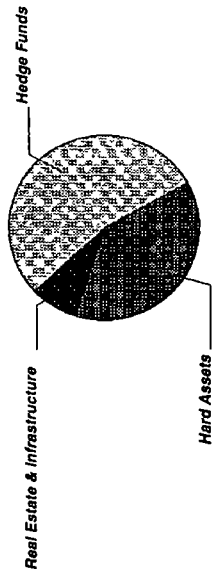


EVERETT & EDITH COMER NP CHAR TRUST ACCT. F74854002  
As of 10/31/12

## Alternative Assets Summary

Asset Categories	Beginning Estimated Value	Ending Estimated Value	Change in Value	Current Allocation
Hedge Funds	38,611.90	45,058.10	6,446.20	7%
Real Estate & Infrastructure	6,610.96	6,547.56	(63.40)	1%
Hard Assets	31,633.69	30,191.15	(1,442.54)	5%
<b>Total Value</b>	<b>\$76,856.55</b>	<b>\$81,796.81</b>	<b>\$4,940.26</b>	<b>13%</b>

### Asset Categories



Alternative Assets as a percentage of your portfolio - 13 %

## Alternative Assets Detail

Hedge Funds	Price	Quantity	Estimated Value	Cost
AIM INVT FDS BAL RISK ALL Y 00141V-69-7 ABRV X	12.97	997.002	12,931.12	12,303.00
EATON VANCE FLOATING-RATE ADVANTAGE I 277923-63-7 EIFA X	11.06	1,134.971	12,552.78	12,439.28

J.P. Morgan



EVERETT & EDITH COMER NP CHAR TRUST ACCT F74854002  
As of 10/31/12

	Price	Quantity	Estimated Value	Cost
<b>Hedge Funds</b>				
EATON VANCE MUT FDS TR GB MACRO ABSOLUTE RTN I 277923-72-8 EIGM X	9 89	1,301 332	12,870 17	13,464.65
HSBC FDS TOTAL RETURN I 40428X-15-6 HTRI X	10 33	648 986	6,704 03	6,717 00
<b>Total Hedge Funds</b>			<b>\$45,058.10</b>	<b>\$44,923.93</b>



EVERETT & EDITH COMER NP CHAR TRUST ACCT. R74854002  
As of 10/31/12

	Quantity/Original Commitment Amount	Cost/Net Capital Called Since Inception	Net Distributions Since Inception	Estimated Value	Est. Annual Inc. Accrued Div.	Yield
<b>Real Estate &amp; Infrastructure</b>						
JPM REALTY INCOME FD - INSTL FUND 1372 904504-50-3 URTL X	576.37	6,732.00		6,547.56	137.75	2.10%

Amounts shown above under "Estimated Value" for private equity funds are estimates based on the latest fund values received from each underlying fund, which value may be as of a date (underlying fund value date) prior to the period covered by this statement. The values provided by the underlying fund have been adjusted for any cash flows between your account and such fund that have occurred subsequent to the underlying fund value date to derive the "Estimated Value". Therefore, such "Estimated Value" may not reflect the value of your interest shown on any fund's actual books and records as of the date of this statement. For additional information, please contact your J.P. Morgan representative. For private equity funds, Estimated Values are based on estimates provided by the underlying funds that are generally presented on a US GAAP basis, which records investments at fair value, or "marked-to-market". Most of these underlying funds also present their audited financial statements on a US GAAP basis (i.e., "marked-to-market"). However, some of these underlying funds present their audited financial statements using the Income Tax Basis of Accounting, which records investments "at cost" based on the accrual basis of accounting for Federal income taxes. Where the underlying fund provides periodic estimates on a "marked-to-market" basis but reflects investments "at cost" in its audited financial statements, the marked-to-market Estimated Value shown herein for a private equity fund may be materially different from the value reflected on such fund's audited financial statements (which are also based on the audited financial statements of the underlying fund).

	Price	Quantity	Estimated Value	Cost
<b>Hard Assets</b>				
HIGHBRIDGE DYNAMIC COMM STRG FD - SEL 48121A-67-0 HDCS X	15.21	678,188	10,315.24	12,777.06
POWERSHARES DB COMMODITY INDEX TRACKING FUND 73935S-10-5 DBC	27.56	473,000	13,035.88	13,208.24



EVERETT & EDITH COMER NP CHAR TRUST ACCT. R74854002  
As of 10/31/12

	Price	Quantity	Estimated Value	Cost
<b>Hard Assets</b>				
SPDR GOLD TRUST 78463V-10-7 GLD	166.83	41,000	6,840.03	3,720.27
<b>Total Hard Assets</b>			<b>\$30,191.15</b>	<b>\$29,705.57</b>

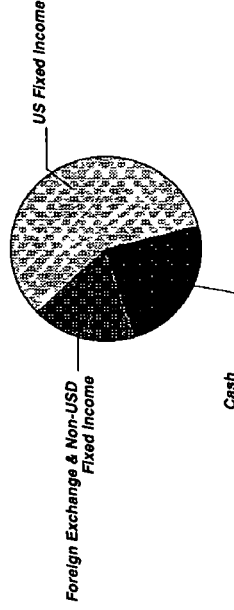


EVERETT & EDITH COMER NP CHAR TRUST ACCT. R74854002  
As of 10/31/12

## Cash & Fixed Income Summary

Asset Categories	Beginning Market Value	Ending Market Value	Change In Value	Current Allocation
Cash	35,585.55	25,206.62	(10,378.93)	4%
US Fixed Income	62,904.91	62,928.00	23.09	10%
Foreign Exchange & Non-USD Fixed Income	13,225.22	20,254.20	7,028.98	3%
<b>Total Value</b>	<b>\$111,715.68</b>	<b>\$108,388.82</b>	<b>(\$3,326.86)</b>	<b>17%</b>

Market Value/Cost	Current Period Value
Market Value	108,388.82
Tax Cost	105,082.40
Unrealized Gain/Loss	3,306.42
Estimated Annual Income	2,574.16
Accrued Interest	166.33
Yield	2.37%



Cash & Fixed Income as a percentage of your portfolio - 17%

### SUMMARY BY MATURITY

Cash & Fixed Income	Market Value	% of Bond Portfolio
0-6 months <sup>1</sup>	108,388.82	100%

<sup>1</sup> The years indicate the number of years until the bond is scheduled to mature based on the statement end date. Some bonds may be called, or paid in full, before their stated maturity.

### SUMMARY BY TYPE

Cash & Fixed Income	Market Value	% of Bond Portfolio
Cash	25,206.62	23%
International Bonds	20,011.41	18%
Mutual Funds	63,170.79	59%
<b>Total Value</b>	<b>\$108,388.82</b>	<b>100%</b>



EVERETT & EDITH COMER NP CHAR TRUST ACCT. R74854002  
As of 10/31/12

### Cash & Fixed Income Detail

	Price	Quantity	Value	Adjusted Tax Cost Original Cost	Unrealized Gain/Loss	Est. Annual Income Accrued Interest	Yield
<b>Cash</b>							
US DOLLAR PRINCIPAL	1.00	(2.16)	(2.16)	(2.16)			
PROCEEDS FROM PENDING SALES	1.00	25,208.78	25,208.78	25,208.78			
<b>Total Cash</b>			<b>\$25,206.62</b>	<b>\$25,206.62</b>	<b>\$0.00</b>	<b>\$0.00</b>	<b>0.00%</b>
<b>US Fixed Income</b>							
JPM STR INC OPP FD FUND 3844 4812A4-35-1	11.77	1,113.81	13,109.59	11,521.60	1,587.99	463.34 34.53	3.53%
DOUBLELINE FDS TR TTL RTN BD I 258620-10-3	11.37	538.61	6,123.95	6,027.00	96.95	411.49 28.47	6.72%
JPM HIGH YIELD FD - SEL FUND 3580 4812C0-80-3	8.10	1,661.19	13,455.65	11,942.03	1,513.62	877.10 73.09	6.52%
JPM SHORT DURATION BOND FD - SEL FUND 3133 4812C1-33-0	11.01	2,744.72	30,219.31	30,086.10	133.21	408.96 30.19	1.35%
JPM TRI MLT SC INCM SL 48121A-29-0	10.21	1.91	19.50	19.35	0.15	0.78 0.05	4.02%
<b>Total US Fixed Income</b>			<b>\$62,928.00</b>	<b>\$59,596.08</b>	<b>\$3,331.92</b>	<b>\$2,161.67</b> <b>\$166.33</b>	<b>3.43%</b>



EVERETT & EDITH COMER NP CHAR TRUST ACCT R74854002  
As of 10/31/12

	Price	Quantity	Value	Adjusted Tax Cost Original Cost	Unrealized Gain/Loss	Est Annual Income Accrued Interest	Yield
<b>Foreign Exchange &amp; Non-USD Fixed Income</b>							
JPM INTL CURRENCY INCOME FD 4812A3-29-6	11 21	1,191.11	13,352.38	13,621.58	(269.20)	310.88	2.33%
DREYFUS LAUREL EMG MKT DEBT LOC C-1 261980-49-4	15 01	459.82	6,901.82	6,658.12	243.70	101.61	1.47%
<b>Total Foreign Exchange &amp; Non-USD Fixed Income</b>			<b>\$20,254.20</b>	<b>\$20,279.70</b>	<b>(\$25.50)</b>	<b>\$412.49</b>	<b>2.04%</b>