



See a Social Security Number? Say Something!  
Report Privacy Problems to <https://public.resource.org/privacy>  
Or call the IRS Identity Theft Hotline at 1-800-908-4490



Form 990-PF

Return of Private Foundation  
or Section 4947(a)(1) Nonexempt Charitable Trust  
Treated as a Private Foundation

OMB No 1545-0052

2011

Department of the Treasury  
Internal Revenue Service

Note. The foundation may be able to use a copy of this return to satisfy state reporting requirements

For calendar year 2011, or tax year beginning 11-01-2011 , and ending 10-31-2012

G Check all that apply

☐ Initial return

☐ Initial return of a former public charity

☐ Final return

☐ Amended return

☒ Address change

☐ Name change

Name of foundation  
MORRIS BRAUN FOUNDATION

Number and street (or P O box number if mail is not delivered to street address)  
241 E DEERPATH

Room/suite

City or town, state, and ZIP code  
LAKE FOREST, IL 60045

H Check type of organization

☒ Section 501(c)(3) exempt private foundation

☐ Section 4947(a)(1) nonexempt charitable trust

☐ Other taxable private foundation

I Fair market value of all assets at end of year (from Part II, col. (c), line 16)➤\$ 1,778,257

J Accounting method

☒ Cash

☐ Accrual

☐ Other (specify) \_

(Part I, column (d) must be on cash basis.)

A Employer identification number  
20-1921857

B Telephone number (see page 10 of the instructions)  
(847) 615-4540

C If exemption application is pending, check here ➤ ☐

D 1. Foreign organizations, check here ➤ ☐

2. Foreign organizations meeting the 85% test, check here and attach computation ➤ ☐

E If private foundation status was terminated under section 507(b)(1)(A), check here ➤ ☐

F If the foundation is in a 60-month termination under section 507(b)(1)(B), check here ➤ ☐

Part I Analysis of Revenue and Expenses <small>(The total of amounts in columns (b), (c), and (d) may not necessarily equal the amounts in column (a) (see page 11 of the instructions) )</small>		(a) Revenue and expenses per books	(b) Net investment income	(c) Adjusted net income	(d) Disbursements for charitable purposes (cash basis only)
Revenue	1	Contributions, gifts, grants, etc , received (attach schedule)			
	2	Check ➤ <input checked="" type="checkbox"/> if the foundation is <b>not</b> required to attach Sch B			
	3	Interest on savings and temporary cash investments	1	1	
	4	Dividends and interest from securities. . . . .	48,097	48,097	
	5a	Gross rents . . . . .			
	b	Net rental income or (loss) _____			
	6a	Net gain or (loss) from sale of assets not on line 10	109,605		
	b	Gross sales price for all assets on line 6a _____ 1,392,582			
	7	Capital gain net income (from Part IV , line 2) . . . .		109,605	
	8	Net short-term capital gain . . . . .			
	9	Income modifications . . . . .			
	10a	Gross sales less returns and allowances			
Operating and Administrative Expenses	b	Less Cost of goods sold . . . . .			
	c	Gross profit or (loss) (attach schedule) . . . . .			
	11	Other income (attach schedule) . . . . .			
	12	Total. Add lines 1 through 11 . . . . .	157,703	157,703	
	13	Compensation of officers, directors, trustees, etc	16,508	8,737	7,771
	14	Other employee salaries and wages . . . . .			
	15	Pension plans, employee benefits . . . . .			
	16a	Legal fees (attach schedule) . . . . .	892	892	
	b	Accounting fees (attach schedule) . . . . .			
	c	Other professional fees (attach schedule) . . . . .	8,469	8,469	
	17	Interest . . . . .			
	18	Taxes (attach schedule) (see page 14 of the instructions)	3,430		
	19	Depreciation (attach schedule) and depletion . . . .			
	20	Occupancy . . . . .			
	21	Travel, conferences, and meetings . . . . .			
	22	Printing and publications . . . . .			
	23	Other expenses (attach schedule) . . . . .			
	24	Total operating and administrative expenses.			
		Add lines 13 through 23 . . . . .	29,299	18,098	7,771
	25	Contributions, gifts, grants paid . . . . .	66,054		66,054
	26	Total expenses and disbursements. Add lines 24 and 25	95,353	18,098	73,825
	27	Subtract line 26 from line 12			
	a	Excess of revenue over expenses and disbursements	62,350		
	b	Net investment income (if negative, enter -0- )		139,605	
	c	Adjusted net income (if negative, enter -0- ) . . . .			

For Privacy Act and Paperwork Reduction Act Notice, see page 30 of the instructions.

Cat No 11289X

Form 990-PF (2011)

Part II Balance Sheets		Attached schedules and amounts in the description column should be for end-of-year amounts only (See instructions )	Beginning of year	End of year	
			(a) Book Value	(b) Book Value	(c) Fair Market Value
Assets	1	Cash—non-interest-bearing . . . . .	261	423	423
	2	Savings and temporary cash investments . . . . .	57,558	67,435	67,435
	3	Accounts receivable ▶ _____ Less allowance for doubtful accounts ▶ _____			
	4	Pledges receivable ▶ _____ Less allowance for doubtful accounts ▶ _____			
	5	Grants receivable . . . . .			
	6	Receivables due from officers, directors, trustees, and other disqualified persons (attach schedule) (see page 15 of the instructions) . . . . .			
	7	Other notes and loans receivable (attach schedule) ▶ _____ Less allowance for doubtful accounts ▶ _____			
	8	Inventories for sale or use . . . . .			
	9	Prepaid expenses and deferred charges . . . . .			
	10a	Investments—U S and state government obligations (attach schedule)	336,286	322,272	335,452
	b	Investments—corporate stock (attach schedule) . . . . .	826,071	968,932	1,113,336
	c	Investments—corporate bonds (attach schedule). . . . .	245,637	251,372	261,611
	11	Investments—land, buildings, and equipment basis ▶ _____ Less accumulated depreciation (attach schedule) ▶ _____			
	12	Investments—mortgage loans . . . . .			
	13	Investments—other (attach schedule) . . . . .	82,271		
	14	Land, buildings, and equipment basis ▶ _____ Less accumulated depreciation (attach schedule) ▶ _____			
15	Other assets (describe ▶ _____)				
16	Total assets (to be completed by all filers—see the instructions Also, see page 1, item I)	1,548,084	1,610,434	1,778,257	
Liabilities	17	Accounts payable and accrued expenses . . . . .			
	18	Grants payable . . . . .			
	19	Deferred revenue . . . . .			
	20	Loans from officers, directors, trustees, and other disqualified persons			
	21	Mortgages and other notes payable (attach schedule) . . . . .			
	22	Other liabilities (describe ▶ _____)			
	23	Total liabilities (add lines 17 through 22) . . . . .		0	
Net Assets or Fund Balances	Foundations that follow SFAS 117, check here ▶ <input type="checkbox"/> and complete lines 24 through 26 and lines 30 and 31.				
	24	Unrestricted . . . . .			
	25	Temporarily restricted . . . . .			
	26	Permanently restricted . . . . .			
	Foundations that do not follow SFAS 117, check here ▶ <input checked="" type="checkbox"/> and complete lines 27 through 31.				
	27	Capital stock, trust principal, or current funds . . . . .	1,548,084	1,610,434	
	28	Paid-in or capital surplus, or land, bldg , and equipment fund			
	29	Retained earnings, accumulated income, endowment, or other funds			
	30	Total net assets or fund balances (see page 17 of the instructions) . . . . .	1,548,084	1,610,434	
31	Total liabilities and net assets/fund balances (see page 17 of the instructions) . . . . .	1,548,084	1,610,434		

Part III Analysis of Changes in Net Assets or Fund Balances		
1	Total net assets or fund balances at beginning of year—Part II, column (a), line 30 (must agree with end-of-year figure reported on prior year’s return) . . . . .	1,548,084
2	Enter amount from Part I, line 27a . . . . .	62,350
3	Other increases not included in line 2 (itemize) ▶ _____	
4	Add lines 1, 2, and 3 . . . . .	1,610,434
5	Decreases not included in line 2 (itemize) ▶ _____	
6	Total net assets or fund balances at end of year (line 4 minus line 5)—Part II, column (b), line 30 . . . . .	1,610,434

Part IV Capital Gains and Losses for Tax on Investment Income

(a) List and describe the kind(s) of property sold (e g , real estate, 2-story brick warehouse, or common stock, 200 shs MLC Co )		(b) How acquired P—Purchase D—Donation	(c) Date acquired (mo , day, yr )	(d) Date sold (mo , day, yr )
1a	See Additional Data Table			
b				
c				
d				
e				

(e) Gross sales price	(f) Depreciation allowed (or allowable)	(g) Cost or other basis plus expense of sale	(h) Gain or (loss) (e) plus (f) minus (g)
a See Additional Data Table			
b			
c			
d			
e			

Complete only for assets showing gain in column (h) and owned by the foundation on 12/31/69			(l) Gains (Col (h) gain minus col (k), but not less than -0-) or Losses (from col (h))
(i) F M V as of 12/31/69	(j) Adjusted basis as of 12/31/69	(k) Excess of col (i) over col (j), if any	
a See Additional Data Table			
b			
c			
d			
e			

2	Capital gain net income or (net capital loss)	{ If gain, also enter in Part I, line 7 If (loss), enter -0- in Part I, line 7 }	2	109,605
3	Net short-term capital gain or (loss) as defined in sections 1222(5) and (6)  If gain, also enter in Part I, line 8, column (c) (see pages 13 and 17 of the instructions) If (loss), enter -0- in Part I, line 8 . . . . .		3	8,089

Part V Qualification Under Section 4940(e) for Reduced Tax on Net Investment Income

(For optional use by domestic private foundations subject to the section 4940(a) tax on net investment income )

If section 4940(d)(2) applies, leave this part blank

Was the foundation liable for the section 4942 tax on the distributable amount of any year in the base period? ☐ Yes ☒ No  
If "Yes," the foundation does not qualify under section 4940(e) Do not complete this part

1 Enter the appropriate amount in each column for each year, see page 18 of the instructions before making any entries

(a) Base period years Calendar year (or tax year beginning in)	(b) Adjusted qualifying distributions	(c) Net value of noncharitable-use assets	(d) Distribution ratio (col (b) divided by col (c))
2010	69,305	1,697,459	0 04083
2009	93,383	1,602,497	0 05827
2008	88,988	1,531,072	0 05812
2007	44,775	1,781,278	0 02514
2006	69,147	1,865,502	0 03707

2	Total of line 1, column (d). . . . .	2	0 21943
3	Average distribution ratio for the 5-year base period—divide the total on line 2 by 5, or by the number of years the foundation has been in existence if less than 5 years . . . .	3	0 04389
4	Enter the net value of noncharitable-use assets for 2011 from Part X, line 5. . . . .	4	1,740,577
5	Multiply line 4 by line 3. . . . .	5	76,385
6	Enter 1% of net investment income (1% of Part I, line 27b). . . . .	6	1,396
7	Add lines 5 and 6. . . . .	7	77,781
8	Enter qualifying distributions from Part XII, line 4. . . . .	8	73,825

If line 8 is equal to or greater than line 7, check the box in Part VI, line 1b, and complete that part using a 1% tax rate See the Part VI instructions on page 18

Part VIExcise Tax Based on Investment Income (Section 4940(a), 4940(b), 4940(e), or 4948—see page 18 of the instructions)








1a		Exempt operating foundations described in section 4940(d)(2), check here <input type="checkbox"/> and enter "N/A" on line 1			
		Date of ruling or determination letter _____ (attach copy of letter if necessary—see instructions)			
b		Domestic foundations that meet the section 4940(e) requirements in Part V, check here <input type="checkbox"/> and enter 1% of Part I, line 27b . . . . .		1	2,792
c		All other domestic foundations enter 2% of line 27b Exempt foreign organizations enter 4% of Part I, line 12, col (b)			
2		Tax under section 511 (domestic section 4947(a)(1) trusts and taxable foundations only Others enter -0-)		2	
3		Add lines 1 and 2. . . . .		3	2,792
4		Subtitle A (income) tax (domestic section 4947(a)(1) trusts and taxable foundations only Others enter -0-)		4	
5		Tax based on investment income. Subtract line 4 from line 3 If zero or less, enter -0- . . . . .		5	2,792
6		Credits/Payments			
a		2011 estimated tax payments and 2010 overpayment credited to 2011	6a	1,674	
b		Exempt foreign organizations—tax withheld at source . . . . .	6b		
c		Tax paid with application for extension of time to file (Form 8868)	6c		
d		Backup withholding erroneously withheld . . . . .	6d		
7		Total credits and payments Add lines 6a through 6d. . . . .		7	1,674
8		Enter any penalty for underpayment of estimated tax Check here <input checked="" type="checkbox"/> if Form 2220 is attached		8	7
9		Tax due. If the total of lines 5 and 8 is more than line 7, enter amount owed . . . . .		9	1,125
10		Overpayment. If line 7 is more than the total of lines 5 and 8, enter the amount overpaid. . . . .		10	
11		Enter the amount of line 10 to be Credited to 2012 estimated tax	Refunded	11	

Part VII-AStatements Regarding Activities

1a	During the tax year, did the foundation attempt to influence any national, state, or local legislation or did it participate or intervene in any political campaign? . . . . .		Yes	No
		1a		No
b	Did it spend more than \$100 during the year (either directly or indirectly) for political purposes (see page 19 of the instructions for definition)? . . . . . <i>If the answer is "Yes" to 1a or 1b, attach a detailed description of the activities and copies of any materials published or distributed by the foundation in connection with the activities.</i>	1b		No
c	Did the foundation file Form 1120-POL for this year? . . . . .	1c		No
d	Enter the amount (if any) of tax on political expenditures (section 4955) imposed during the year (1) On the foundation  \$ _____ (2) On foundation managers  \$ _____			
e	Enter the reimbursement (if any) paid by the foundation during the year for political expenditure tax imposed on foundation managers  \$ _____			
2	Has the foundation engaged in any activities that have not previously been reported to the IRS? . . . . . <i>If "Yes," attach a detailed description of the activities.</i>	2		No
3	Has the foundation made any changes, not previously reported to the IRS, in its governing instrument, articles of incorporation, or bylaws, or other similar instruments? <i>If "Yes," attach a conformed copy of the changes</i> . . . . .	3		No
4a	Did the foundation have unrelated business gross income of \$1,000 or more during the year? . . . . .	4a		No
b	If "Yes," has it filed a tax return on Form 990-T for this year? . . . . .	4b		No
5	Was there a liquidation, termination, dissolution, or substantial contraction during the year? . . . . . <i>If "Yes," attach the statement required by General Instruction T.</i>	5		No
6	Are the requirements of section 508(e) (relating to sections 4941 through 4945) satisfied either • By language in the governing instrument, or • By state legislation that effectively amends the governing instrument so that no mandatory directions that conflict with the state law remain in the governing instrument? . . . . .	6	Yes	
7	Did the foundation have at least \$5,000 in assets at any time during the year? <i>If "Yes," complete Part II, col (c), and Part XV</i>	7	Yes	
8a	Enter the states to which the foundation reports or with which it is registered (see page 19 of the instructions)  IL _____			
b	If the answer is "Yes" to line 7, has the foundation furnished a copy of Form 990-PF to the Attorney General (or designate) of each state as required by General Instruction G? <i>If "No," attach explanation .</i>	8b	Yes	
9	Is the foundation claiming status as a private operating foundation within the meaning of section 4942(j)(3) or 4942(j)(5) for calendar year 2011 or the taxable year beginning in 2011 (see instructions for Part XIV on page 27)? <i>If "Yes," complete Part XIV</i> . . . . .	9		No
10	Did any persons become substantial contributors during the tax year? <i>If "Yes," attach a schedule listing their names and addresses</i>	10		No




















Part VII-A

Statements Regarding Activities *(continued)*

11	At any time during the year, did the foundation, directly or indirectly, own a controlled entity within the meaning of section 512(b)(13)? If "Yes," attach schedule (see page 20 of the instructions).	11		No
12	Did the foundation acquire a direct or indirect interest in any applicable insurance contract before August 17, 2008?	12		No
13	Did the foundation comply with the public inspection requirements for its annual returns and exemption application? Website address  N/A	13	Yes	
14	The books are in care of  FIRST MIDWEST BANK Telephone no  (847) 615-4540 Located at  241 E DEERPATH LAKE FOREST IL ZIP +4  600451913			
15	Section 4947(a)(1) nonexempt charitable trusts filing Form 990-PF in lieu of <b>Form 1041</b> —Check here  and enter the amount of tax-exempt interest received or accrued during the year.	15		
16	At any time during calendar year 2011, did the foundation have an interest in or a signature or other authority over a bank, securities, or other financial account in a foreign country?	16	Yes	No
See the instructions for exceptions and filing requirements for Form TD F 90-22.1 If "Yes", enter the name of the foreign country 				

Part VII-B

Statements Regarding Activities for Which Form 4720 May Be Required

File Form 4720 if any item is checked in the "Yes" column, unless an exception applies.			Yes	No
1a	During the year did the foundation (either directly or indirectly) (1) Engage in the sale or exchange, or leasing of property with a disqualified person?  Yes  No (2) Borrow money from, lend money to, or otherwise extend credit to (or accept it from) a disqualified person?  Yes  No (3) Furnish goods, services, or facilities to (or accept them from) a disqualified person?  Yes  No (4) Pay compensation to, or pay or reimburse the expenses of, a disqualified person?  Yes  No (5) Transfer any income or assets to a disqualified person (or make any of either available for the benefit or use of a disqualified person)?  Yes  No (6) Agree to pay money or property to a government official? ( <b>Exception.</b> Check "No" if the foundation agreed to make a grant to or to employ the official for a period after termination of government service, if terminating within 90 days ).  Yes  No			
b	If any answer is "Yes" to 1a(1)–(6), did <b>any</b> of the acts fail to qualify under the exceptions described in Regulations section 53.4941(d)-3 or in a current notice regarding disaster assistance (see page 20 of the instructions)? Organizations relying on a current notice regarding disaster assistance check here. 	1b		No
c	Did the foundation engage in a prior year in any of the acts described in 1a, other than excepted acts, that were not corrected before the first day of the tax year beginning in 2011?	1c		No
2	Taxes on failure to distribute income (section 4942) (does not apply for years the foundation was a private operating foundation defined in section 4942(j)(3) or 4942(j)(5))			
a	At the end of tax year 2011, did the foundation have any undistributed income (lines 6d and 6e, Part XIII) for tax year(s) beginning before 2011? If "Yes," list the years  20____, 20____, 20____, 20____  Yes  No			
b	Are there any years listed in 2a for which the foundation is <b>not</b> applying the provisions of section 4942(a)(2) (relating to incorrect valuation of assets) to the year's undistributed income? (If applying section 4942(a)(2) to <b>all</b> years listed, answer "No" and attach statement—see page 20 of the instructions ).	2b		No
c	If the provisions of section 4942(a)(2) are being applied to any of the years listed in 2a, list the years here  20____, 20____, 20____, 20____			
3a	Did the foundation hold more than a 2% direct or indirect interest in any business enterprise at any time during the year?  Yes  No			
b	If "Yes," did it have excess business holdings in 2011 as a result of (1) any purchase by the foundation or disqualified persons after May 26, 1969, (2) the lapse of the 5-year period (or longer period approved by the Commissioner under section 4943(c)(7)) to dispose of holdings acquired by gift or bequest, or (3) the lapse of the 10-, 15-, or 20-year first phase holding period? ( <i>Use Schedule C, Form 4720, to determine if the foundation had excess business holdings in 2011.</i> )	3b		No
4a	Did the foundation invest during the year any amount in a manner that would jeopardize its charitable purposes?	4a		No
b	Did the foundation make any investment in a prior year (but after December 31, 1969) that could jeopardize its charitable purpose that had not been removed from jeopardy before the first day of the tax year beginning in 2011?	4b		No

Part VII-B

Statements Regarding Activities for Which Form 4720 May Be Required (continued)

5a	During the year did the foundation pay or incur any amount to			
	(1) Carry on propaganda, or otherwise attempt to influence legislation (section 4945(e))?	<input type="checkbox"/> Yes	<input checked="" type="checkbox"/> No	
	(2) Influence the outcome of any specific public election (see section 4955), or to carry on, directly or indirectly, any voter registration drive?	<input type="checkbox"/> Yes	<input checked="" type="checkbox"/> No	
	(3) Provide a grant to an individual for travel, study, or other similar purposes?	<input type="checkbox"/> Yes	<input checked="" type="checkbox"/> No	
	(4) Provide a grant to an organization other than a charitable, etc , organization described in section 509(a)(1), (2), or (3), or section 4940(d)(2)? (see page 22 of the instructions).	<input type="checkbox"/> Yes	<input checked="" type="checkbox"/> No	
	(5) Provide for any purpose other than religious, charitable, scientific, literary, or educational purposes, or for the prevention of cruelty to children or animals?	<input type="checkbox"/> Yes	<input checked="" type="checkbox"/> No	
b	If any answer is "Yes" to 5a(1)–(5), did <b>any</b> of the transactions fail to qualify under the exceptions described in Regulations section 53.4945 or in a current notice regarding disaster assistance (see page 22 of the instructions)? Organizations relying on a current notice regarding disaster assistance check here.	5b		No
c	If the answer is "Yes" to question 5a(4), does the foundation claim exemption from the tax because it maintained expenditure responsibility for the grant? <i>If "Yes," attach the statement required by Regulations section 53.4945–5(d).</i>			
6a	Did the foundation, during the year, receive any funds, directly or indirectly, to pay premiums on a personal benefit contract?			
b	Did the foundation, during the year, pay premiums, directly or indirectly, on a personal benefit contract? <i>If "Yes" to 6b, file Form 8870.</i>	6b		No
7a	At any time during the tax year, was the foundation a party to a prohibited tax shelter transaction?			
b	If yes, did the foundation receive any proceeds or have any net income attributable to the transaction?	7b		No

Part VIII

Information About Officers, Directors, Trustees, Foundation Managers, Highly Paid Employees, and Contractors

1 List all officers, directors, trustees, foundation managers and their compensation (see page 22 of the instructions).				
(a) Name and address	(b) Title, and average hours per week devoted to position	(c) Compensation (If not paid, enter -0-)	(d) Contributions to employee benefit plans and deferred compensation	(e) Expense account, other allowances
MERRILL LYNCH TRUST COMPANY	CO-TRUSTEE	7,970		
1300 MERRILL LYNCH DRIVE	2 00			
PENNINGTON,NJ 08534				
BARBARA CHYETTE	CO-TRUSTEE	7,771		
5447 FIRETHORN COURT	1 00			
CINCINNATI,OH 45242				
TIMOTHY G CARROLL	CO-TRUSTEE	0		
231 S EDGEWOOD AVENUE	1 00			
LA GRANGE,IL 605252151				
FIRST MIDWEST BANK	CO-TRUSTEE	767		
241 E DEERPATH	2 00			
LAKE FOREST,IL 600451913				
2 Compensation of five highest-paid employees (other than those included on line 1—see page 23 of the instructions). If none, enter "NONE."				
(a) Name and address of each employee paid more than \$50,000	(b) Title, and average hours per week devoted to position	(c) Compensation	(d) Contributions to employee benefit plans and deferred compensation	(e) Expense account, other allowances
NONE				
Total number of other employees paid over \$50,000.				

## Part VIII

**3 Five highest-paid independent contractors for professional services (see page 23 of the instructions). If none, enter "NONE".**

(a) Name and address of each person paid more than \$50,000	(b) Type of service	(c) Compensation
NONE		

**Total** number of others receiving over \$50,000 for professional services. . . . . ▶

## Part IX-A Summary of Direct Charitable Activities

List the foundation's four largest direct charitable activities during the tax year. Include relevant statistical information such as the number of organizations and other beneficiaries served, conferences convened, research papers produced, etc.

List the foundation's four largest direct charitable activities during the tax year. Include relevant statistical information such as the number of organizations and other beneficiaries served, conferences convened, research papers produced, etc.	Expenses
<b>1</b> NONE	0
<b>2</b>	
<b>3</b>	
<b>4</b>	

**Part IX-B Summary of Program-Related Investments** (see page 23 of the instructions)

Describe the two largest program-related investments made by the foundation during the tax year on lines 1 and 2

Describe the two largest program-related investments made by the foundation during the tax year on lines 1 and 2	Amount
<b>1</b>	
<b>2</b>	
All other program-related investments See page 24 of the instructions	
<b>3</b>	

**Total.** Add lines 1 through 3. . . . . 



Part X

Minimum Investment Return (All domestic foundations must complete this part. Foreign foundations, see page 24 of the instructions.)

1	Fair market value of assets not used (or held for use) directly in carrying out charitable, etc , purposes		
a	Average monthly fair market value of securities. . . . .	1a	1,682,841
b	Average of monthly cash balances. . . . .	1b	84,242
c	Fair market value of all other assets (see page 24 of the instructions). . . . .	1c	0
d	Total (add lines 1a, b, and c). . . . .	1d	1,767,083
e	Reduction claimed for blockage or other factors reported on lines 1a and 1c (attach detailed explanation). . . . .	1e	0
2	Acquisition indebtedness applicable to line 1 assets. . . . .	2	
3	Subtract line 2 from line 1d. . . . .	3	1,767,083
4	Cash deemed held for charitable activities Enter 1 1/2% of line 3 (for greater amount, see page 25 of the instructions). . . . .	4	26,506
5	Net value of noncharitable-use assets. Subtract line 4 from line 3 Enter here and on Part V, line 4	5	1,740,577
6	Minimum investment return. Enter 5% of line 5. . . . .	6	87,029

Part XI

Distributable Amount (see page 25 of the instructions) (Section 4942(j)(3) and (j)(5) private operating foundations and certain foreign organizations check here ☒ and do not complete this part.)

1	Minimum investment return from Part X, line 6. . . . .	1	87,029
2a	Tax on investment income for 2011 from Part VI, line 5. . . . .	2a	2,792
b	Income tax for 2011 (This does not include the tax from Part VI ). . . . .	2b	
c	Add lines 2a and 2b. . . . .	2c	2,792
3	Distributable amount before adjustments Subtract line 2c from line 1. . . . .	3	84,237
4	Recoveries of amounts treated as qualifying distributions. . . . .	4	
5	Add lines 3 and 4. . . . .	5	84,237
6	Deduction from distributable amount (see page 25 of the instructions). . . . .	6	
7	Distributable amount as adjusted Subtract line 6 from line 5 Enter here and on Part XIII, line 1. . . . .	7	84,237

Part XII

Qualifying Distributions (see page 25 of the instructions)

1	Amounts paid (including administrative expenses) to accomplish charitable, etc , purposes		
a	Expenses, contributions, gifts, etc —total from Part I, column (d), line 26. . . . .	1a	73,825
b	Program-related investments—total from Part IX-B. . . . .	1b	
2	Amounts paid to acquire assets used (or held for use) directly in carrying out charitable, etc , purposes. . . . .	2	
3	Amounts set aside for specific charitable projects that satisfy the		
a	Suitability test (prior IRS approval required). . . . .	3a	
b	Cash distribution test (attach the required schedule). . . . .	3b	
4	Qualifying distributions. Add lines 1a through 3b Enter here and on Part V, line 8, and Part XIII, line 4	4	73,825
5	Foundations that qualify under section 4940(e) for the reduced rate of tax on net investment income Enter 1% of Part I, line 27b (see page 26 of the instructions). . . . .	5	
6	Adjusted qualifying distributions. Subtract line 5 from line 4. . . . .	6	73,825
Note: The amount on line 6 will be used in Part V, column (b), in subsequent years when calculating whether the foundation qualifies for the section 4940(e) reduction of tax in those years			

Part XIII

Undistributed Income (see page 26 of the instructions)

	(a) Corpus	(b) Years prior to 2010	(c) 2010	(d) 2011
1	Distributable amount for 2011 from Part XI, line 7			
2	Undistributed income, if any, as of the end of 2011			
a	Enter amount for 2010 only. . . . .			
b	Total for prior years 20____, 20____, 20____			
3	Excess distributions carryover, if any, to 2011			
a	From 2006. . . . .			
b	From 2007. . . . .			
c	From 2008. . . . .			
d	From 2009. . . . .			
e	From 2010. . . . .			
f	Total of lines 3a through e. . . . .			
4	Qualifying distributions for 2011 from Part XII, line 4 ▶ \$ 73,825			
a	Applied to 2010, but not more than line 2a			
b	Applied to undistributed income of prior years (Election required—see page 26 of the instructions)			
c	Treated as distributions out of corpus (Election required—see page 26 of the instructions). . . . .			
d	Applied to 2011 distributable amount. . . . .			
e	Remaining amount distributed out of corpus			
5	Excess distributions carryover applied to 2011 (If an amount appears in column (d), the same amount must be shown in column (a).)			
6	Enter the net total of each column as indicated below:			
a	Corpus Add lines 3f, 4c, and 4e Subtract line 5			
b	Prior years' undistributed income Subtract line 4b from line 2b. . . . .			
c	Enter the amount of prior years' undistributed income for which a notice of deficiency has been issued, or on which the section 4942(a) tax has been previously assessed. . . . .			
d	Subtract line 6c from line 6b Taxable amount—see page 27 of the instructions. . . . .			
e	Undistributed income for 2010 Subtract line 4a from line 2a Taxable amount—see page 27 of the instructions. . . . .			
f	Undistributed income for 2011 Subtract lines 4d and 5 from line 1 This amount must be distributed in 2011. . . . .			
7	Amounts treated as distributions out of corpus to satisfy requirements imposed by section 170(b)(1)(F) or 4942(g)(3) (see page 27 of the instructions). . . . .			
8	Excess distributions carryover from 2006 not applied on line 5 or line 7 (see page 27 of the instructions). . . . .			
9	Excess distributions carryover to 2012. Subtract lines 7 and 8 from line 6a. . . . .			
10	Analysis of line 9			
a	Excess from 2007. . . . .			
b	Excess from 2008. . . . .			
c	Excess from 2009. . . . .			
d	Excess from 2010. . . . .			
e	Excess from 2011. . . . .			

Part XIVPrivate Operating Foundations (see page 27 of the instructions and Part VII-A, question 9)

1a

If the foundation has received a ruling or determination letter that it is a private operating foundation, and the ruling is effective for 2011, enter the date of the ruling.

b

Check box to indicate whether the organization is a private operating foundation described in section 4942(j)(3) or 4942(j)(5)

☐ 4942(j)(3) or ☐ 4942(j)(5)

2a	Enter the lesser of the adjusted net income from Part I or the minimum investment return from Part X for each year listed.	Tax year	Prior 3 years			(e) Total
		(a) 2011	(b) 2010	(c) 2009	(d) 2008	
b	85% of line 2a					
c	Qualifying distributions from Part XII, line 4 for each year listed.					
d	Amounts included in line 2c not used directly for active conduct of exempt activities.					
e	Qualifying distributions made directly for active conduct of exempt activities. Subtract line 2d from line 2c.					
3	Complete 3a, b, or c for the alternative test relied upon					
a	"Assets" alternative test—enter					
	(1) Value of all assets					
	(2) Value of assets qualifying under section 4942(j)(3)(B)(i)					
b	"Endowment" alternative test— enter 2/3 of minimum investment return shown in Part X, line 6 for each year listed.					
c	"Support" alternative test—enter					
	(1) Total support other than gross investment income (interest, dividends, rents, payments on securities loans (section 512(a)(5)), or royalties).					
	(2) Support from general public and 5 or more exempt organizations as provided in section 4942(j)(3)(B)(iii).					
	(3) Largest amount of support from an exempt organization					
	(4) Gross investment income					

Part XVSupplementary Information (Complete this part only if the organization had \$5,000 or more in assets at any time during the year—see page 27 of the instructions.)

1

Information Regarding Foundation Managers:

a

List any managers of the foundation who have contributed more than 2% of the total contributions received by the foundation before the close of any tax year (but only if they have contributed more than \$5,000) (See section 507(d)(2) )

b

List any managers of the foundation who own 10% or more of the stock of a corporation (or an equally large portion of the ownership of a partnership or other entity) of which the foundation has a 10% or greater interest

2

Information Regarding Contribution, Grant, Gift, Loan, Scholarship, etc., Programs:

Check here ☒ if the foundation only makes contributions to preselected charitable organizations and does not accept unsolicited requests for funds. If the foundation makes gifts, grants, etc. (see page 28 of the instructions) to individuals or organizations under other conditions, complete items 2a, b, c, and d.

a

The name, address, and telephone number of the person to whom applications should be addressed

b

The form in which applications should be submitted and information and materials they should include

c

Any submission deadlines

d

Any restrictions or limitations on awards, such as by geographical areas, charitable fields, kinds of institutions, or other factors

Part XV

Supplementary Information (continued)

3 Grants and Contributions Paid During the Year or Approved for Future Payment

Recipient	If recipient is an individual, show any relationship to any foundation manager or substantial contributor	Foundation status of recipient	Purpose of grant or contribution	Amount
Name and address (home or business)				
a Paid during the year See Additional Data Table				
Total . . . . .			3a	66,054
b Approved for future payment				
Total . . . . .			3b	

Enter gross amounts unless otherwise indicated	Unrelated business income		Excluded by section 512, 513, or 514		(e) Related or exempt function income (See page 28 of the instructions )
	(a) Business code	(b) Amount	(c) Exclusion code	(d) Amount	
<b>1</b> Program service revenue					
<b>a</b> _____					
<b>b</b> _____					
<b>c</b> _____					
<b>d</b> _____					
<b>e</b> _____					
<b>f</b> _____					
<b>g</b> Fees and contracts from government agencies					
<b>2</b> Membership dues and assessments. . . . .					
<b>3</b> Interest on savings and temporary cash investments			14	1	
<b>4</b> Dividends and interest from securities. . . . .			14	48,097	
<b>5</b> Net rental income or (loss) from real estate					
<b>a</b> Debt-financed property. . . . .					
<b>b</b> Not debt-financed property. . . . .					
<b>6</b> Net rental income or (loss) from personal property					
<b>7</b> Other investment income. . . . .					
<b>8</b> Gain or (loss) from sales of assets other than inventory			18	109,605	
<b>9</b> Net income or (loss) from special events					
<b>10</b> Gross profit or (loss) from sales of inventory. . .					
<b>11</b> Other revenue <b>a</b> _____					
<b>b</b> _____					
<b>c</b> _____					
<b>d</b> _____					
<b>e</b> _____					
<b>12</b> Subtotal. Add columns (b), (d), and (e). . . . .				157,703	
<b>13 Total.</b> Add line 12, columns (b), (d), and (e). . . . .					157,703

[illegible]

<b>1</b>	Did the organization directly or indirectly engage in any of the following with any other organization described in section 501(c) of the Code (other than section 501(c)(3) organizations) or in section 527, relating to political organizations?		<b>Yes</b>	<b>No</b>
<b>a</b>	Transfers from the reporting foundation to a noncharitable exempt organization of			
	<b>(1)</b> Cash. . . . .	<b>1a(1)</b>		<b>No</b>
	<b>(2)</b> Other assets. . . . .	<b>1a(2)</b>		<b>No</b>
<b>b</b>	Other transactions			
	<b>(1)</b> Sales of assets to a noncharitable exempt organization. . . . .	<b>1b(1)</b>		<b>No</b>
	<b>(2)</b> Purchases of assets from a noncharitable exempt organization. . . . .	<b>1b(2)</b>		<b>No</b>
	<b>(3)</b> Rental of facilities, equipment, or other assets. . . . .	<b>1b(3)</b>		<b>No</b>
	<b>(4)</b> Reimbursement arrangements. . . . .	<b>1b(4)</b>		<b>No</b>
	<b>(5)</b> Loans or loan guarantees. . . . .	<b>1b(5)</b>		<b>No</b>
	<b>(6)</b> Performance of services or membership or fundraising solicitations. . . . .	<b>1b(6)</b>		<b>No</b>
<b>c</b>	Sharing of facilities, equipment, mailing lists, other assets, or paid employees. . . . .	<b>1c</b>		<b>No</b>
<b>d</b>	If the answer to any of the above is "Yes," complete the following schedule. Column <b>(b)</b> should always show the fair market value of the goods, other assets, or services given by the reporting foundation. If the foundation received less than fair market value in any transaction or sharing arrangement, show in column <b>(d)</b> the value of the goods, other assets, or services received.			

[illegible]

**2a** Is the foundation directly or indirectly affiliated with, or related to, one or more tax-exempt organizations described in section 501(c) of the Code (other than section 501(c)(3)) or in section 527? . . . . ☐ Yes ☒ No

<b>b</b> If "Yes," complete the following schedule		
<b>(a)</b> Name of organization	<b>(b)</b> Type of organization	<b>(c)</b> Description of relationship

Sign Here	Under penalties of perjury, I declare that I have examined this return, including accompanying schedules and statements, and to the best of my knowledge and belief, it is true, correct, and complete Declaration of preparer (other than taxpayer or fiduciary) is based on all information of which preparer has any knowledge				
	*****			2013-05-21	*****
	Signature of officer or trustee			Date	Title
	Paid Preparer's Use Only	Preparer's Signature James A Gioia CPA		Date	Check if self-employed <input checked="" type="checkbox"/> PTIN
		Firm's name James Gioia & CompanyPC			Firm's EIN
30 North Walkup Avenue					
Firm's address Crystal Lake, IL 600144318			Phone no (815) 459-5700		

May the IRS discuss this return with the preparer shown above? See instructions . . . . . ☒ Yes ☐ No

Form 990PF Part IV - Capital Gains and Losses for Tax on Investment Income - Columns a - d

(a) List and describe the kind(s) of property sold (e g , real estate, 2-story brick warehouse, or common stock, 200 shs MLC Co )	(b) How acquired P—Purchase D—Donation	(c) Date acquired (mo , day, yr )	(d) Date sold (mo , day, yr )
38 WESTERN DIGITAL CORP COM	P	2008-02-19	2012-08-16
31 VERIZON COMMUNICATIONS COM	P	2009-04-06	2012-08-16
36 UNITEDHEALTH GROUP INC COM	P	2010-12-13	2012-08-16
16 TRAVELERS COMPANIES INC	P	2005-09-30	2012-08-16
53 TARGET CORP	P	2010-04-05	2012-09-25
33 TARGET CORP	P	2010-04-05	2012-09-24
43 TARGET CORP	P	2010-03-03	2012-09-24
66 TARGET CORP	P	2010-03-02	2012-09-24
35 TARGET CORP	P	2010-03-01	2012-09-24
416 SYMANTEC CORP	P	2010-09-29	2012-10-31
111 SYMANTEC CORP	P	2010-09-29	2012-08-16
50 SAFEWAY INC	P	2010-01-29	2012-08-16
309 SAFEWAY INC	P	2006-01-12	2012-08-16
20 ROSS STORES INC	P	2008-10-20	2012-08-16
17 RAYTHEON CO	P	2006-05-04	2012-08-16
104 PRUDENTIAL FINL INC	P	2010-05-25	2012-10-31
1 PRUDENTIAL FINL INC	P	2010-05-25	2012-08-16
35 PRUDENTIAL FINL INC	P	2010-05-24	2012-08-16
11 NORTHROP GRUMMAN CORP	P	2010-01-29	2012-09-24
19 NORTHROP GRUMMAN CORP	P	2010-01-29	2012-09-21
12 NORTHROP GRUMMAN CORP	P	2009-09-23	2012-09-21
4 NORTHROP GRUMMAN CORP	P	2009-09-23	2012-09-20
24 NORTHROP GRUMMAN CORP	P	2009-08-05	2012-09-20
9 NORTHROP GRUMMAN CORP	P	2009-08-05	2012-09-19
20 NORTHROP GRUMMAN CORP	P	2009-08-04	2012-09-19
28 NORTHROP GRUMMAN CORP	P	2009-08-04	2012-09-18
29 NORTHROP GRUMMAN CORP	P	2009-08-04	2012-09-17
21 NORTHROP GRUMMAN CORP	P	2009-08-04	2012-08-16
67 NEWS CORP CL A	P	2010-08-30	2012-08-16
10 NABORS INDUSTRIES	P	2010-01-29	2012-08-29

Form 990PF Part IV - Capital Gains and Losses for Tax on Investment Income - Columns a - d

(a) List and describe the kind(s) of property sold (e g , real estate, 2-story brick warehouse, or common stock, 200 shs MLC Co )	(b) How acquired P—Purchase D—Donation	(c) Date acquired (mo , day, yr )	(d) Date sold (mo , day, yr )
61 NABORS INDUSTRIES	P	2009-11-25	2012-08-29
24 NABORS INDUSTRIES	P	2009-11-24	2012-08-29
229 NABORS INDUSTRIES	P	2009-11-24	2012-08-28
84 NABORS INDUSTRIES	P	2009-11-23	2012-08-28
60 NABORS INDUSTRIES	P	2009-11-23	2012-08-16
129 MICROSOFT CORP	P	2002-11-22	2012-08-16
3 MICROSOFT CORP	P	2002-06-18	2012-08-16
43 MARATHON OIL CORP	P	2009-07-06	2012-08-16
19 MCKESSON CORPORATION	P	2009-03-09	2012-08-16
19 LIMITED BRANDS INC	P	2010-06-02	2012-08-16
10 L-3 COMMUNICATIONS HOLDINGS INC COM	P	2010-01-29	2012-08-16
20 L-3 COMMUNICATIONS HOLDINGS INC COM	P	2009-09-23	2012-08-16
20 L-3 COMMUNICATIONS HOLDINGS INC COM	P	2008-11-25	2012-08-16
20 L-3 COMMUNICATIONS HOLDINGS INC COM	P	2007-10-10	2012-08-16
28 L-3 COMMUNICATIONS HOLDINGS INC COM	P	2007-10-09	2012-08-16
5 L-3 COMMUNICATIONS HOLDINGS INC COM	P	2007-10-08	2012-08-16
80 L-3 COMMUNICATIONS HOLDINGS INC COM	P	2007-08-21	2012-08-16
10 LOCKHEED MARTIN CORP	P	2010-01-29	2012-09-24
22 LOCKHEED MARTIN CORP	P	2008-11-25	2012-09-24
18 LOCKHEED MARTIN CORP	P	2008-11-25	2012-09-18
18 LOCKHEED MARTIN CORP	P	2005-11-28	2012-09-18
34 LOCKHEED MARTIN CORP	P	2005-11-28	2012-09-17
18 LOCKHEED MARTIN CORP	P	2005-11-28	2012-08-16
50 KROGER CO	P	2010-01-29	2012-08-16
304 KROGER CO	P	2006-12-11	2012-08-16
132 JOHNSON & JOHNSON CO	P	2004-09-08	2012-09-24
16 JOHNSON & JOHNSON CO	P	2004-09-08	2012-08-16
33 HERSHEY COMPANY	P	2010-10-13	2012-09-13
38 HERSHEY COMPANY	P	2010-10-13	2012-09-12
38 HERSHEY COMPANY	P	2010-10-13	2012-09-11



Form 990PF Part IV - Capital Gains and Losses for Tax on Investment Income - Columns a - d

(a) List and describe the kind(s) of property sold (e g , real estate, 2-story brick warehouse, or common stock, 200 shs MLC Co )	(b) How acquired P—Purchase D—Donation	(c) Date acquired (mo , day, yr )	(d) Date sold (mo , day, yr )
17 HERSHEY COMPANY	P	2010-10-13	2012-09-10
21 HERSHEY COMPANY	P	2010-10-12	2012-09-10
12 HERSHEY COMPANY	P	2010-10-12	2012-08-16
27 HONEYWELL INTERNATIONAL	P	2007-06-26	2012-08-16
2 HONEYWELL INTERNATIONAL	P	2006-12-04	2012-08-16
32 GAP INC	P	2008-11-25	2012-08-16
26 GAP INC	P	2008-04-14	2012-08-16
70 ISHARES MSCI EAFE INDEX	P	2011-03-14	2012-10-23
670 ISHARES MSCI EAFE INDEX	P	2010-10-13	2012-10-23
594 ISHARES MSCI EAFE INDEX	P	2010-09-29	2012-10-23
56 ISHARES MSCI EAFE INDEX	P	2010-09-29	2012-08-16
9 ISHARES MSCI EAFE INDEX	P	2010-09-29	2012-08-16
56 ISHARES MSCI EAFE INDEX	P	2010-09-29	2012-08-16
22 FOREST LABS INC	P	2008-08-26	2012-08-16
20 FOREST LABS INC	P	2008-08-25	2012-08-16
94 FREEPORT MCMORAN COPPER & GOLD	P	2010-06-15	2012-10-04
74 FREEPORT MCMORAN COPPER & GOLD	P	2010-06-14	2012-10-04
96 FREEPORT MCMORAN COPPER & GOLD	P	2010-04-26	2012-10-04
28 FREEPORT MCMORAN COPPER & GOLD	P	2010-04-26	2012-08-16
2 ENGILITY HOLDINGS INC	P	2010-01-29	2012-08-16
3 ENGILITY HOLDINGS INC	P	2009-09-23	2012-08-16
3 ENGILITY HOLDINGS INC	P	2008-11-25	2012-08-16
4 ENGILITY HOLDINGS INC	P	2007-10-10	2012-08-16
4 ENGILITY HOLDINGS INC	P	2007-10-09	2012-08-16
1 ENGILITY HOLDINGS INC	P	2007-10-08	2012-08-16
13 ENGILITY HOLDINGS INC	P	2007-08-21	2012-08-16
15 DOVER CORP	P	2008-05-27	2012-08-16
4 CHUBB CORP	P	2009-01-12	2012-08-16
19 CHUBB CORP	P	2008-02-25	2012-08-16
64 CA INC	P	2007-09-18	2012-08-16

Form 990PF Part IV - Capital Gains and Losses for Tax on Investment Income - Columns a - d

(a) List and describe the kind(s) of property sold (e g , real estate, 2-story brick warehouse, or common stock, 200 shs MLC Co )	(b) How acquired P—Purchase D—Donation	(c) Date acquired (mo , day, yr )	(d) Date sold (mo , day, yr )
42 CONOCOPHILLIPS	P	2010-02-18	2012-08-16
87 CONOCOPHILLIPS	P	2010-02-17	2012-08-16
82 CONOCOPHILLIPS	P	2010-02-16	2012-08-16
20 CONOCOPHILLIPS	P	2010-01-29	2012-08-16
40 CONOCOPHILLIPS	P	2008-11-25	2012-08-16
35 CONOCOPHILLIPS	P	2008-06-09	2012-08-16
29 CONOCOPHILLIPS	P	2008-06-05	2012-08-16
34 CONOCOPHILLIPS	P	2008-06-04	2012-08-16
2 CONOCOPHILLIPS	P	2008-06-03	2012-08-16
26 CHEVRON CORP	P	2001-06-14	2012-08-16
22 CAPITAL ONE FINL	P	2010-03-29	2012-08-16
18 CARDINAL HEALTH INC	P	2010-04-07	2012-08-16
40 CARDINAL HEALTH INC	P	2010-04-06	2012-08-16
51 CARDINAL HEALTH INC	P	2010-04-05	2012-08-16
107 CARDINAL HEALTH INC	P	2010-03-03	2012-08-16
7 CARDINAL HEALTH INC	P	2010-03-02	2012-08-16
6 APPLE INC	P	2010-05-03	2012-08-16
10 AMGEN INC	P	2010-01-29	2012-08-27
13 AMGEN INC	P	2009-09-23	2011-08-27
7 AMGEN INC	P	2009-09-23	2012-08-16
37 AMGEN INC	P	2008-11-04	2012-08-16
91 AMGEN INC	P	2008-11-03	2012-08-16
30 AT&T INC	P	2010-01-29	2012-09-24
92 AT&T INC	P	2008-11-18	2012-09-24
117 AT&T INC	P	2008-11-17	2012-09-24
14 AETNA INC	P	2010-01-29	2012-08-30
6 AETNA INC	P	2010-01-29	2012-08-29
30 AETNA INC	P	2009-09-23	2012-08-29
28 AETNA INC	P	2009-08-12	2012-08-29
9 AETNA INC	P	2009-08-12	2012-08-28

Form 990PF Part IV - Capital Gains and Losses for Tax on Investment Income - Columns a - d

(a) List and describe the kind(s) of property sold (e g , real estate, 2-story brick warehouse, or common stock, 200 shs MLC Co )	(b) How acquired P—Purchase D—Donation	(c) Date acquired (mo , day, yr )	(d) Date sold (mo , day, yr )
6 AETNA INC	P	2007-08-01	2012-08-28
10 AETNA INC	P	2006-12-28	2012-08-28
38 AETNA INC	P	2004-11-30	2012-08-28
64 AETNA INC	P	2004-11-30	2012-08-27
23 AETNA INC	P	2004-11-30	2012-08-20
36 ALTERA CORP	P	2010-11-08	2012-08-16
4,000 FEDERAL NATL MORTGAGE ASSN	P	2011-03-14	2012-08-17
16,000 FEDERAL NATL MORTGAGE ASSN	P	2009-01-27	2012-08-17
2,000 US TREASURY NOTES 2 00% 4/30/16	P	2011-05-27	2012-10-22
10,000 US TREASURY NOTES 2 00% 4/30/16	P	2011-05-27	2012-08-17
2,000 US TREASURY NOTES 1 25% 9/30/15	P	2010-10-28	2012-10-22
10,000 US TREASURY NOTES 1 25% 9/30/15	P	2010-10-28	2012-08-17
3,000 US TREASURY NOTES 2 625% 8/15/20	P	2010-10-28	2012-10-22
2,000 US TREASURY NOTES 3 50% 5/15/20	P	2010-06-11	2012-10-22
5,000 US TREASURY NOTES 3 50% 5/15/20	P	2010-06-11	2012-08-17
4,000 US TREASURY NOTES 2 375% DUE 8/31/14	P	2011-03-14	2012-08-17
8,000 US TREASURY NOTES 2 375% DUE 8/31/14	P	2009-09-17	2012-08-17
5,000 US TREASURY NOTES 4 50% 2/15/36	P	2011-03-14	2012-08-17
15,000 US TREASURY NOTES 4 50% 2/15/36	P	2009-06-24	2012-08-17
3,000 FEDERAL HOME LN MTG CORP	P	2008-07-08	2012-10-22
2,000 FEDERAL HOME LN MTG CORP	P	2008-07-08	2012-08-17
3,000 FEDERAL NATL MORTGAGE ASSN	P	2007-06-27	2012-10-22
4,000 SHELL INTL FIN 4 30%	P	2011-03-14	2012-08-17
18,000 SHELL INTL FIN 4 30%	P	2009-09-17	2012-08-17
3,000 J P MORGAN CHASE 5 12%	P	2006-02-23	2012-10-22
3,000 GENL ELEC CAP COR 2 80%	P	2011-03-14	2012-08-17
19,000 GENL ELEC CAP COR 2 80%	P	2010-01-11	2012-08-17
4,000 GOLDMAN SACHS GROUP 5 35%	P	2011-03-14	2012-08-17
1,000 GOLDMAN SACHS GROUP 5 35%	P	2007-06-27	2012-08-17
19,000 GOLDMAN SACHS GROUP 5 35%	P	2006-12-29	2012-08-17

Form 990PF Part IV - Capital Gains and Losses for Tax on Investment Income - Columns a - d

(a) List and describe the kind(s) of property sold (e g , real estate, 2-story brick warehouse, or common stock, 200 shs MLC Co )	(b) How acquired P—Purchase D—Donation	(c) Date acquired (mo , day, yr )	(d) Date sold (mo , day, yr )
4,000 CISCO SYSTEMS INC 4 95%	P	2011-03-14	2012-08-17
18,000 CISCO SYSTEMS INC 4 95%	P	2009-02-24	2012-08-17
2,000 CREDIT SUISSE FB 4 87%	P	2011-03-14	2012-08-17
16,000 CREDIT SUISSE FB 4 87%	P	2007-11-01	2012-08-17
3,000 IBM CORP 4 75%	P	2011-03-14	2012-08-17
2,000 IBM CORP 4 75%	P	2007-06-27	2012-08-17
6,000 IBM CORP 4 75%	P	2006-12-29	2012-08-17
11,000 IBM CORP 4 75%	P	2006-02-23	2012-08-17
3,000 AT&T INC 5 50%	P	2008-02-20	2012-10-22
81 WESTERN UN CO	P	2011-06-13	2012-08-16
8 LYONDELLBASELL INDUSTRIES	P	2011-08-09	2012-10-05
58 LYONDELLBASELL INDUSTRIES	P	2011-08-09	2012-10-04
126 LYONDELLBASELL INDUSTRIES	P	2011-08-08	2012-10-04
18 LYONDELLBASELL INDUSTRIES	P	2011-08-08	2012-08-16
23 LOCKHEED MARTIN CORP	P	2011-04-06	2012-09-25
38 LOCKHEED MARTIN CORP	P	2011-04-05	2012-09-25
9 LOCKHEED MARTIN CORP	P	2011-04-04	2012-09-25
42 LOCKHEED MARTIN CORP	P	2011-04-04	2012-09-24
294 KROGER CO	P	2011-03-28	2012-08-16
163 KROGER CO	P	2011-02-28	2012-08-16
65 ISHARES MSCI EAFE INDEX	P	2010-10-03	2012-10-23
23 FLUOR CORP	P	2011-05-09	2012-08-16
24 DISH NETWORK CORP	P	2011-07-19	2012-09-20
34 DISH NETWORK CORP	P	2011-07-19	2012-09-19
73 DISH NETWORK CORP	P	2011-07-19	2012-09-18
18 DISH NETWORK CORP	P	2011-07-19	2012-09-17
60 DISH NETWORK CORP	P	2011-07-18	2012-09-17
65 DISH NETWORK CORP	P	2011-07-18	2012-08-16
54 DISCOVER FINL SVCS	P	2011-05-17	2012-10-23
74 DISCOVER FINL SVCS	P	2011-05-16	2012-10-23

Form 990PF Part IV - Capital Gains and Losses for Tax on Investment Income - Columns a - d

(a) List and describe the kind(s) of property sold (e g , real estate, 2-story brick warehouse, or common stock, 200 shs MLC Co )	(b) How acquired P—Purchase D—Donation	(c) Date acquired (mo , day, yr )	(d) Date sold (mo , day, yr )
56 DISCOVER FINL SVCS	P	2011-05-16	2012-08-16
66 DELL INC	P	2011-03-01	2012-08-16
1,223 DELL INC	P	2011-02-28	2012-08-16
1 CLIFFS NATURAL RESOURCES	P	2011-07-06	2012-10-04
34 CLIFFS NATURAL RESOURCES	P	2011-06-01	2012-10-04
82 CLIFFS NATURAL RESOURCES	P	2011-05-31	2012-10-04
33 ANALOG DEVICES INC	P	2011-01-19	2012-10-31
51 ANALOG DEVICES INC	P	2011-01-18	2012-10-31
24 ANALOG DEVICES INC	P	2011-01-18	2012-08-16
106 ACTIVISION BLIZZARD INC	P	2011-08-15	2012-08-16
51 AMERIPRISE FINL INC	P	2011-01-12	2012-10-23
98 AMERIPRISE FINL INC	P	2011-01-11	2012-10-23
12,000 US TREASURY NOTES 2 125% 8/15/21	P	2011-08-25	2012-08-17
2,000 US TREASURY NOTES 1 5% 8/31/18	P	2012-08-20	2012-10-22
1,000 US TREASURY NOTES 2 625% 6/30/14	P	2012-08-20	2012-10-22
4,000 US TREASURY NOTES 4 25% 5/15/39	P	2012-08-20	2012-10-22
4,000 US TREASURY NOTES 4 25% 5/15/39	P	2012-08-20	2012-09-19
2,000 US TREASURY NOTES 4 25% 11/15/17	P	2012-08-20	2012-10-22
1,000 US TREASURY NOTES 4 50% 2/15/36	P	2012-06-27	2012-08-17
3,000 US TREASURY INFLATION BOND	P	2012-08-20	2012-10-22
3,000 US TREASURY BOND	P	2012-08-20	2012-10-22
25,000 US TREASURY NOTES 250% 5/31/14	P	2012-06-27	2012-08-17
2,000 US TREASURY NOTES 3 125% 2/15/42	P	2012-02-24	2012-10-22
20,000 US TREASURY NOTES 3 125% 2/15/42	P	2012-02-24	2012-08-17
2,000 US TREASURY NOTES 2 00% 2/15/22	P	2012-02-27	2012-10-22
18,000 US TREASURY NOTES 2 00% 2/15/22	P	2012-02-27	2012-08-17
3,000 US TREASURY NOTES 1 00% 10/31/16	P	2011-11-17	2012-10-22
4,000 FEDERAL NATL MORTGAGE ASSN	P	2012-09-19	2012-10-22
33,000 FEDERAL NATL MORTGAGE ASSN	P	2012-08-20	2012-09-17
3,000 WAL-MART STORES 2 87% 2015	P	2012-08-20	2012-10-22

Form 990PF Part IV - Capital Gains and Losses for Tax on Investment Income - Columns a - d

(a) List and describe the kind(s) of property sold (e g , real estate, 2-story brick warehouse, or common stock, 200 shs MLC Co )	(b) How acquired P—Purchase D—Donation	(c) Date acquired (mo , day, yr )	(d) Date sold (mo , day, yr )
24,000 VERIZON COMMUN 3 0% 2016	P	2011-08-25	2012-08-17
2,000 VERIZON COMMUNICATIONS COM	P	2012-08-20	2012-10-22
2,000 PEPSICO INC 5 00%	P	2012-08-20	2012-10-22
5,000 GOLDMAN SACHS GROUP 5 75%	P	2012-08-20	2012-10-22
2,000 GENL ELEC CAP COR 2 95%	P	2012-08-20	2011-10-22
25,000 DEERE & COMPANY 2 60% 2022	P	2012-06-27	2012-08-17
3,000 CISCO SYSTEMS INC 4 45%	P	2012-08-20	2012-10-22
19,000 CITIGROUP FUNDING 2 25%	P	2012-08-20	2012-09-07
3,000 CITIGROUP INC 4 50% 2022	P	2011-11-17	2012-10-22
2,000 GENERAL ELEC CO 5 00% 2013	P	2012-08-20	2012-10-22
2,000 BP CAP MARKETS PL 3 87%	P	2012-08-20	2012-10-22
3,000 BHP BILLITON FIN	P	2012-08-20	2012-10-22
2,000 ANHEUSER-BUSCH INC 2 50%	P	2012-08-21	2012-10-22
52 VALERO ENERGY CORP	P	2011-11-14	2012-08-16
12 3M CO	P	2012-06-25	2012-08-16
35 PHILIP MORRIS INTL INC	P	2011-10-17	2012-08-16
58 PRUDENTIAL FINL INC	P	2012-01-30	2012-10-31
12 PRUDENTIAL FINL INC	P	2012-01-30	2012-10-31
27 MERCK & CO INC	P	2012-06-25	2012-08-16
10 LORILLARD INC	P	2011-10-11	2012-09-25
2 LORILLARD INC	P	2011-10-11	2012-09-24
54 LORILLARD INC	P	2011-10-10	2011-09-24
7 LORILLARD INC	P	2011-10-10	2012-08-16
45 J P MORGAN CHASE	P	2012-06-25	2012-08-16
1 GOOGLE INC CL A	P	2012-06-25	2012-10-23
3 GOOGLE INC CL A	P	2012-06-25	2012-08-16
259 ISHARES MSCI EAFE INDEX	P	2012-06-25	2012-10-23
62 CITIGROUP INC	P	2012-06-25	2012-08-16
4 CF INDS HLDGS INC	P	2012-02-06	2012-08-16
32 APACHE CORP	P	2012-03-06	2012-08-28

Form 990PF Part IV - Capital Gains and Losses for Tax on Investment Income - Columns a - d

(a) List and describe the kind(s) of property sold (e g , real estate, 2-story brick warehouse, or common stock, 200 shs MLC Co )	(b) How acquired P—Purchase D—Donation	(c) Date acquired (mo , day, yr )	(d) Date sold (mo , day, yr )
52 APACHE CORP	P	2012-03-05	2012-08-28
10 APACHE CORP	P	2012-03-05	2012-08-16
124 VALERO ENERGY CORP	P	2011-11-14	2012-06-25
2,029 SPRINT NEXTEL CORP	P	2011-07-11	2012-06-25
16 LYONDELLBASELL INDUSTRIES	P	2011-08-08	2012-06-25
10 LORILLARD INC	P	2011-10-10	2012-06-25
235 INTERNATIONAL PAPER CO	P	2011-10-03	2012-06-25
6 CF INDS HLDGS INC	P	2012-02-06	2012-06-25
1,000 US TREASURY NOTES 2 125% 8/15/21	P	2011-08-25	2012-06-26
3,000 US TREASURY NOTES 3 125% 2/15/42	P	2012-02-24	2012-06-26
3,000 US TREASURY NOTES 2 00% 2/15/22	P	2012-02-27	2012-06-26
1,000 US TREASURY NOTES 1 00% 10/31/16	P	2011-11-17	2012-06-26
1,000 VERIZON COMMUN 3 0% 2016	P	2011-08-25	2012-06-26
20 WELLPOINT INC	P	2009-09-23	2012-06-25
135 WELLPOINT INC	P	2008-10-27	2012-06-25
105 WELLPOINT INC	P	2005-02-28	2012-06-25
46 WESTERN UN CO	P	2011-06-13	2012-06-25
43 VERIZON COMMUNICATIONS COM	P	2009-04-06	2012-06-25
84 UNITEDHEALTH GROUP INC COM	P	2010-12-13	2012-06-25
60 UNUM GROUP	P	2009-09-23	2012-06-25
27 UNUM GROUP	P	2008-11-04	2012-06-25
128 UNUM GROUP	P	2008-11-03	2012-06-25
139 UNUM GROUP	P	2008-10-21	2012-06-25
221 UNUM GROUP	P	2008-10-20	2012-06-25
160 UNUM GROUP	P	2008-10-13	2012-06-25
11 TRAVELERS COMPANIES INC	P	2005-09-30	2012-06-25
11 TARGET CORP	P	2010-03-01	2012-06-25
13 ROSS STORES INC	P	2008-10-20	2012-06-25
31 RAYTHEON CO	P	2006-05-04	2012-06-25
21 PHILLIPS 66 SHS	P	2010-02-18	2012-06-25

Form 990PF Part IV - Capital Gains and Losses for Tax on Investment Income - Columns a - d

(a) List and describe the kind(s) of property sold (e g , real estate, 2-story brick warehouse, or common stock, 200 shs MLC Co )	(b) How acquired P—Purchase D—Donation	(c) Date acquired (mo , day, yr )	(d) Date sold (mo , day, yr )
43 PHILLIPS 66 SHS	P	2010-02-17	2012-06-25
41 PHILLIPS 66 SHS	P	2010-02-16	2012-06-25
10 PHILLIPS 66 SHS	P	2010-01-29	2012-06-25
20 PHILLIPS 66 SHS	P	2008-11-25	2012-06-25
18 PHILLIPS 66 SHS	P	2008-06-09	2012-06-25
14 PHILLIPS 66 SHS	P	2008-06-05	2012-06-25
17 PHILLIPS 66 SHS	P	2008-06-04	2012-06-25
6 PHILLIPS 66 SHS	P	2008-06-03	2012-06-25
34 NRG ENERGY INC	P	2007-12-26	2012-06-25
52 MURPHY OIL CORP	P	2011-03-15	2012-06-25
88 MURPHY OIL CORP	P	2011-03-14	2012-06-25
84 MOTOROLA SOLUTIONS INC	P	2010-10-25	2012-06-25
134 MOTOROLA SOLUTIONS INC	P	2010-09-13	2012-06-25
92 MARATHON OIL CORP	P	2009-07-06	2012-06-25
59 LIMITED BRANDS INC	P	2010-06-02	2012-06-25
229 LIMITED BRANDS INC	P	2010-06-01	2012-06-25
8 LOCKHEED MARTIN CORP	P	2005-11-28	2012-06-25
31 KROGER CO	P	2006-12-11	2012-06-25
147 INTERNATIONAL PAPER CO	P	2010-05-25	2012-06-25
76 INTERNATIONAL PAPER CO	P	2010-05-24	2012-06-25
49 INTERNATIONAL PAPER CO	P	2010-03-03	2012-06-25
76 INTERNATIONAL PAPER CO	P	2010-03-02	2012-06-25
76 INTERNATIONAL PAPER CO	P	2010-03-01	2012-06-25
96 INTERNATIONAL PAPER CO	P	2008-11-25	2012-06-25
13 HERSHEY COMPANY	P	2010-10-12	2012-06-25
5 EXXON MOBIL CORP	P	2001-06-14	2012-06-25
3 EXXON MOBIL CORP	P	2001-06-14	2012-06-25
32 DR PEPPER SNAPPLE GROUP INC COM	P	2010-07-14	2012-06-25
78 DR PEPPER SNAPPLE GROUP INC COM	P	2010-07-13	2012-06-25
40 DR PEPPER SNAPPLE GROUP INC COM	P	2010-07-12	2012-06-25



Form 990PF Part IV - Capital Gains and Losses for Tax on Investment Income - Columns a - d

(a) List and describe the kind(s) of property sold (e g , real estate, 2-story brick warehouse, or common stock, 200 shs MLC Co )	(b) How acquired P—Purchase D—Donation	(c) Date acquired (mo , day, yr )	(d) Date sold (mo , day, yr )
172 DISCOVER FINL SVCS	P	2011-05-16	2012-06-25
40 CONAGRA INC	P	2010-01-29	2012-06-25
112 CONAGRA INC	P	2009-06-24	2012-06-25
248 CONAGRA INC	P	2009-06-23	2012-06-25
31 CONAGRA INC	P	2009-06-22	2012-06-25
11 CLIFFS NATURAL RESOURCES	P	2011-05-31	2012-06-25
10 CONOCOPHILLIPS	P	2008-06-03	2012-06-25
17 CAPITAL ONE FINL	P	2010-03-29	2012-06-25
154 CARDINAL HEALTH INC	P	2010-03-02	2012-06-25
134 CARDINAL HEALTH INC	P	2010-03-01	2012-06-25
17 ANALOG DEVICES INC	P	2011-01-18	2012-06-25
42 AMGEN INC	P	2008-11-03	2012-06-25
16 AT&T INC	P	2008-11-17	2012-06-25
45 AETNA INC	P	2004-11-30	2012-06-25
24,000 FEDERAL NATL MORTGAGE ASSN	P	2009-01-27	2012-06-26
3,000 US TREASURY NOTES 2 0% 4/30/16	P	2011-05-27	2012-06-26
3,000 US TREASURY NOTES 1 25% 9/30/15	P	2010-10-28	2012-06-26
1,000 US TREASURY NOTES 3 50% 5/15/20	P	2010-06-11	2012-06-26
1,000 US TREASURY NOTES 2 375% DUE 8/31/14	P	2009-09-17	2012-06-26
4,000 FEDERAL HOME LN MTG CORP	P	2008-07-08	2012-06-26
2,000 FEDERAL NATL MORTGAGE ASSN	P	2007-06-27	2012-06-26
2,000 SHELL INTL FIN 4 30%	P	2009-09-17	2012-06-26
4,000 PEPSICO INC 5 00%	P	2011-03-15	2012-06-26
19,000 PEPSICO INC 5 00%	P	2008-11-21	2012-06-26
4,000 J P MORGAN CHASE 5 12%	P	2006-02-23	2012-06-26
4,000 GENL ELEC CAP COR 2 80%	P	2010-01-11	2012-06-26
4,000 GOLDMAN SACHS GROUP 5 35%	P	2006-12-29	2012-06-26
2,000 CISCO SYSTEMS INC 4 95%	P	2009-02-24	2012-06-26
2,000 CREDIT SUISSE FB 4 87%	P	2007-11-01	2012-06-26
4,000 IBM CORP 4 75%	P	2006-02-23	2012-06-26

Form 990PF Part IV - Capital Gains and Losses for Tax on Investment Income - Columns a - d

(a) List and describe the kind(s) of property sold (e g , real estate, 2-story brick warehouse, or common stock, 200 shs MLC Co )	(b) How acquired P—Purchase D—Donation	(c) Date acquired (mo , day, yr )	(d) Date sold (mo , day, yr )
3,000 AT&T INC 5 50%	P	2008-02-20	2012-06-26
61 LYONDELLBASELL INDUSTRIES	P	2011-09-06	2012-03-06
120 LYONDELLBASELL INDUSTRIES	P	2011-09-06	2012-03-05
28 LYONDELLBASELL INDUSTRIES	P	2011-08-09	2012-03-06
56 LYONDELLBASELL INDUSTRIES	P	2011-08-09	2012-03-05
50 SARA LEE CORP	P	2010-06-23	2012-03-14
327 SARA LEE CORP	P	2010-06-22	2012-03-13
132 SARA LEE CORP	P	2010-06-22	2012-03-12
132 SARA LEE CORP	P	2010-06-21	2012-03-12
6 MOTOROLA SOLUTIONS INC	P	2011-02-01	2012-03-14
40 MOTOROLA SOLUTIONS INC	P	2011-02-01	2012-03-13
32 MOTOROLA SOLUTIONS INC	P	2011-02-01	2012-03-12
7 MOTOROLA SOLUTIONS INC	P	2011-01-31	2012-03-14
43 MOTOROLA SOLUTIONS INC	P	2011-01-31	2012-03-13
35 MOTOROLA SOLUTIONS INC	P	2011-01-31	2012-03-12
5 MOTOROLA SOLUTIONS INC	P	2010-09-13	2012-03-14
29 MOTOROLA SOLUTIONS INC	P	2010-09-13	2012-03-13
24 MOTOROLA SOLUTIONS INC	P	2010-09-13	2012-03-12
64 ACTIVISION BLIZZARD INC	P	2011-11-15	2012-02-14
118 ACTIVISION BLIZZARD INC	P	2011-11-15	2012-02-13
104 ACTIVISION BLIZZARD INC	P	2011-11-14	2012-02-14
193 ACTIVISION BLIZZARD INC	P	2011-11-14	2012-02-13
20 ACTIVISION BLIZZARD INC	P	2011-08-15	2012-02-14
36 ACTIVISION BLIZZARD INC	P	2011-08-15	2012-02-13
5,000 US TREASURY NOTES 3 50% 2/15/39	P	2011-03-14	2012-02-24
3,000 US TREASURY NOTES 4 375% 11/15/39	P	2011-03-14	2012-02-27
3,000 US TREASURY NOTES 3 625% 2/15/20	P	2011-03-14	2012-02-27
30 JOHNSON & JOHNSON CO	P	2010-01-29	2012-02-06
30 JOHNSON & JOHNSON CO	P	2009-09-23	2012-02-06
23 JOHNSON & JOHNSON CO	P	2008-11-25	2012-02-06

Form 990PF Part IV - Capital Gains and Losses for Tax on Investment Income - Columns a - d

(a) List and describe the kind(s) of property sold (e g , real estate, 2-story brick warehouse, or common stock, 200 shs MLC Co )	(b) How acquired P—Purchase D—Donation	(c) Date acquired (mo , day, yr )	(d) Date sold (mo , day, yr )
102 JOHNSON & JOHNSON CO	P	2004-09-08	2012-02-06
25 JOHNSON & JOHNSON CO	P	2002-10-02	2012-02-06
13 CAPITAL ONE FINL	P	2010-04-07	2012-01-31
14 CAPITAL ONE FINL	P	2010-04-07	2012-01-30
52 CAPITAL ONE FINL	P	2010-04-06	2012-01-31
58 CAPITAL ONE FINL	P	2010-04-06	2012-01-30
25 CAPITAL ONE FINL	P	2010-04-05	2012-01-31
27 CAPITAL ONE FINL	P	2010-04-05	2012-01-30
9,000 US TREASURY NOTES 2 375% DUE 8/31/14	P	2009-09-17	2012-02-27
13,000 US TREASURY NOTES 3 50% 2/15/39	P	2009-02-24	2012-02-24
7,000 US TREASURY NOTES 4 375% 11/15/39	P	2010-06-11	2012-02-27
17,000 US TREASURY NOTES 3 625% 2/15/20	P	2010-03-16	2012-02-27
51 ALTERA CORP	P	2010-11-08	2012-01-04
122 ALTERA CORP	P	2010-11-08	2012-01-03
64 HERSHEY COMPANY	P	2010-10-14	2011-11-28
4 HERSHEY COMPANY	P	2010-10-13	2011-11-28
3,000 US TREASURY INFLATION NOTE	P	2011-03-14	2011-11-21
12 TRAVELERS COMPANIES INC	P	2009-09-23	2011-11-15
18 TRAVELERS COMPANIES INC	P	2009-09-23	2011-11-15
18 TRAVELERS COMPANIES INC	P	2005-09-30	2011-11-15
30 TRAVELERS COMPANIES INC	P	2005-09-30	2011-11-15
20 TEXAS INSTRUMENTS INC	P	2010-01-29	2011-11-15
135 TEXAS INSTRUMENTS INC	P	2009-10-06	2011-11-15
31 TEXAS INSTRUMENTS INC	P	2009-10-06	2011-11-15
222 TEXAS INSTRUMENTS INC	P	2009-10-05	2011-11-15
15,000 US TREASURY NOTES 2 375% DUE 8/31/14	P	2009-09-17	2011-11-18
13,000 US TREASURY INFLATION NOTE	P	2009-02-03	2011-11-21

Form 990PF Part IV - Capital Gains and Losses for Tax on Investment Income - Columns e - h

(e) Gross sales price	(f) Depreciation allowed (or allowable)	(g) Cost or other basis plus expense of sale	(h) Gain or (loss) (e) plus (f) minus (g)
1,717		1,130	587
1,365		952	413
1,921		1,337	584
1,024		719	305
3,442		2,849	593
2,150		1,774	376
2,802		2,225	577
4,300		3,420	880
2,280		1,824	456
7,578		6,540	1,038
1,999		1,745	254
803		1,135	-332
4,964		7,526	-2,562
1,370		295	1,075
960		784	176
5,927		5,639	288
54		54	
1,893		1,951	-58
729		564	165
1,273		974	299
804		560	244
267		187	80
1,600		1,011	589
601		379	222
1,335		843	492
1,867		1,180	687
1,925		1,222	703
1,443		885	558
1,574		834	740
147		241	-94

Form 990PF Part IV - Capital Gains and Losses for Tax on Investment Income - Columns e - h

(e) Gross sales price	(f) Depreciation allowed (or allowable)	(g) Cost or other basis plus expense of sale	(h) Gain or (loss) (e) plus (f) minus (g)
900		1,289	-389
354		494	-140
3,438		4,712	-1,274
1,261		1,737	-476
974		1,241	-267
3,985		3,733	252
93		84	9
1,174		724	450
1,685		741	944
934		485	449
690		846	-156
1,380		1,194	186
1,380		1,243	137
1,380		2,053	-673
1,932		2,996	-1,064
345		531	-186
5,521		9,240	-3,719
908		749	159
1,997		1,589	408
1,648		1,300	348
1,648		1,092	556
3,141		2,063	1,078
1,657		1,092	565
1,107		1,075	32
6,732		7,178	-446
9,108		7,693	1,415
1,091		932	159
2,366		1,672	694
2,693		1,925	768
2,711		1,925	786

Form 990PF Part IV - Capital Gains and Losses for Tax on Investment Income - Columns e - h

(e) Gross sales price	(f) Depreciation allowed (or allowable)	(g) Cost or other basis plus expense of sale	(h) Gain or (loss) (e) plus (f) minus (g)
1,227		861	366
1,516		1,043	473
867		596	271
1,587		1,517	70
118		87	31
1,102		395	707
895		482	413
3,729		4,058	-329
35,692		38,518	-2,826
31,643		32,977	-1,334
2,925		3,109	-184
470		500	-30
2,925		3,109	-184
746		822	-76
678		742	-64
3,795		3,111	684
2,988		2,451	537
3,876		3,888	-12
990		1,134	-144
33		33	
49		45	4
49		45	4
66		102	-36
66		102	-36
16		25	-9
214		303	-89
872		784	88
290		180	110
1,377		1,009	368
1,650		1,604	46

Form 990PF Part IV - Capital Gains and Losses for Tax on Investment Income - Columns e - h

(e) Gross sales price	(f) Depreciation allowed (or allowable)	(g) Cost or other basis plus expense of sale	(h) Gain or (loss) (e) plus (f) minus (g)
2,415		1,583	832
5,002		3,317	1,685
4,715		3,145	1,570
1,150		748	402
2,300		1,587	713
2,012		2,558	-546
1,667		2,056	-389
1,955		2,374	-419
115		143	-28
2,944		1,259	1,685
1,233		936	297
717		644	73
1,594		1,446	148
2,032		1,859	173
4,263		3,787	476
279		249	30
3,814		1,596	2,218
846		586	260
1,100		788	312
583		424	159
3,081		2,240	841
7,578		5,577	2,001
1,149		768	381
3,524		2,432	1,092
4,481		3,160	1,321
544		424	120
234		182	52
1,171		902	269
1,093		777	316
348		250	98

Form 990PF Part IV - Capital Gains and Losses for Tax on Investment Income - Columns e - h

(e) Gross sales price	(f) Depreciation allowed (or allowable)	(g) Cost or other basis plus expense of sale	(h) Gain or (loss) (e) plus (f) minus (g)
232		288	-56
387		435	-48
1,471		1,125	346
2,495		1,895	600
918		681	237
1,327		1,216	111
4,134		4,094	40
16,538		16,098	440
2,104		2,022	82
10,537		10,114	423
2,049		2,001	48
10,254		10,005	249
3,273		2,985	288
2,312		2,033	279
5,777		5,085	692
4,168		4,087	81
8,336		7,985	351
6,563		5,024	1,539
19,690		15,191	4,499
3,147		3,021	126
2,113		2,016	97
3,616		2,973	643
4,618		4,139	479
20,779		17,907	2,872
3,208		2,949	259
3,025		3,018	7
19,160		19,003	157
4,330		4,236	94
1,083		954	129
20,569		18,811	1,758



Form 990PF Part IV - Capital Gains and Losses for Tax on Investment Income - Columns e - h

(e) Gross sales price	(f) Depreciation allowed (or allowable)	(g) Cost or other basis plus expense of sale	(h) Gain or (loss) (e) plus (f) minus (g)
4,717		4,273	444
21,227		17,672	3,555
2,150		2,114	36
17,200		15,501	1,699
3,034		3,033	1
2,023		1,929	94
6,068		5,884	184
11,125		10,793	332
3,629		2,953	676
1,432		1,608	-176
423		244	179
3,034		1,771	1,263
6,591		3,734	2,857
874		535	339
2,104		1,872	232
3,476		3,091	385
823		729	94
3,813		3,400	413
6,511		7,021	-510
3,610		3,741	-131
3,463		3,608	-145
1,253		1,657	-404
745		751	-6
1,067		1,064	3
2,345		2,284	61
580		563	17
1,934		1,839	95
2,012		1,992	20
2,129		1,359	770
2,918		1,854	1,064

Form 990PF Part IV - Capital Gains and Losses for Tax on Investment Income - Columns e - h

(e) Gross sales price	(f) Depreciation allowed (or allowable)	(g) Cost or other basis plus expense of sale	(h) Gain or (loss) (e) plus (f) minus (g)
2,121		1,403	718
808		1,026	-218
14,972		19,196	-4,224
38		94	-56
1,300		3,020	-1,720
3,135		7,391	-4,256
1,290		1,295	-5
1,994		2,020	-26
980		951	29
1,263		1,162	101
2,902		3,123	-221
5,577		5,941	-364
12,495		11,882	613
2,058		2,051	7
1,039		1,039	
5,077		5,098	-21
5,061		5,100	-39
2,342		2,334	8
1,313		1,355	-42
4,558		4,391	167
4,127		4,133	-6
24,992		24,967	25
2,079		2,006	73
20,866		20,059	807
2,052		2,014	38
18,430		18,130	300
3,048		3,016	32
4,031		4,036	-5
33,000		33,085	-85
3,172		3,177	-5

Form 990PF Part IV - Capital Gains and Losses for Tax on Investment Income - Columns e - h

(e) Gross sales price	(f) Depreciation allowed (or allowable)	(g) Cost or other basis plus expense of sale	(h) Gain or (loss) (e) plus (f) minus (g)
25,687		24,751	936
2,557		2,520	37
2,377		2,351	26
5,754		5,432	322
2,110		2,107	3
25,317		25,061	256
3,523		3,464	59
19,097		19,117	-20
3,272		2,872	400
2,024		2,025	-1
2,148		2,143	5
3,062		3,055	7
2,021		1,979	42
1,504		1,270	234
1,125		1,031	94
3,263		2,361	902
3,306		3,314	-8
684		686	-2
1,184		1,077	107
1,189		1,179	10
239		236	3
6,447		6,401	46
900		830	70
1,666		1,594	72
681		562	119
2,021		1,686	335
13,797		12,274	1,523
1,786		1,666	120
865		748	117
2,777		3,328	-551

Form 990PF Part IV - Capital Gains and Losses for Tax on Investment Income - Columns e - h

(e) Gross sales price	(f) Depreciation allowed (or allowable)	(g) Cost or other basis plus expense of sale	(h) Gain or (loss) (e) plus (f) minus (g)
4,512		5,521	-1,009
886		1,062	-176
2,847		3,036	-189
6,290		11,279	-4,989
625		477	148
1,289		1,186	103
6,633		5,440	1,193
1,098		1,122	-24
1,052		990	62
3,255		3,009	246
3,105		3,022	83
1,015		1,006	9
1,064		1,033	31
1,379		1,059	320
9,308		5,411	3,897
7,239		6,373	866
756		916	-160
1,875		1,323	552
4,859		3,126	1,733
1,114		1,324	-210
501		492	9
2,376		2,139	237
2,580		2,508	72
4,103		3,877	226
2,970		3,029	-59
684		495	189
629		574	55
851		192	659
1,685		1,432	253
693		472	221

Form 990PF Part IV - Capital Gains and Losses for Tax on Investment Income - Columns e - h

(e) Gross sales price	(f) Depreciation allowed (or allowable)	(g) Cost or other basis plus expense of sale	(h) Gain or (loss) (e) plus (f) minus (g)
1,419		977	442
1,353		937	416
330		223	107
660		473	187
594		782	-188
462		591	-129
561		706	-145
198		255	-57
527		1,469	-942
2,284		3,588	-1,304
3,865		6,159	-2,294
3,928		2,722	1,206
6,266		4,473	1,793
2,175		1,555	620
2,426		1,510	916
9,417		5,831	3,586
676		486	190
705		734	-29
4,149		3,172	977
2,145		1,691	454
1,383		1,245	138
2,145		1,896	249
2,145		1,827	318
2,709		1,164	1,545
891		647	244
406		225	181
244		135	109
1,368		1,262	106
3,334		3,066	268
1,710		1,547	163

Form 990PF Part IV - Capital Gains and Losses for Tax on Investment Income - Columns e - h

(e) Gross sales price	(f) Depreciation allowed (or allowable)	(g) Cost or other basis plus expense of sale	(h) Gain or (loss) (e) plus (f) minus (g)
5,785		4,320	1,465
1,009		928	81
2,826		2,249	577
6,258		4,928	1,330
782		593	189
500		992	-492
529		714	-185
889		724	165
6,277		5,489	788
5,461		4,690	771
638		674	-36
3,010		2,576	434
558		433	125
1,836		1,335	501
24,882		24,164	718
3,164		3,036	128
3,075		3,002	73
1,168		1,017	151
1,044		998	46
4,249		4,036	213
2,426		1,982	444
2,311		1,990	321
4,664		4,353	311
22,151		18,127	4,024
4,241		3,932	309
4,043		4,001	42
4,186		3,960	226
2,363		1,964	399
2,145		1,938	207
4,069		3,925	144

Form 990PF Part IV - Capital Gains and Losses for Tax on Investment Income - Columns e - h

(e) Gross sales price	(f) Depreciation allowed (or allowable)	(g) Cost or other basis plus expense of sale	(h) Gain or (loss) (e) plus (f) minus (g)
3,546		2,953	593
2,419		1,928	491
5,022		3,792	1,230
1,110		860	250
2,344		1,720	624
1,068		746	322
7,040		4,917	2,123
2,807		1,985	822
2,807		1,964	843
303		235	68
2,020		1,566	454
1,611		1,253	358
353		271	82
2,171		1,662	509
1,762		1,353	409
252		167	85
1,464		968	496
1,208		801	407
790		792	-2
1,443		1,459	-16
1,284		1,347	-63
2,359		2,499	-140
247		220	27
440		397	43
5,419		4,169	1,250
3,791		2,918	873
3,478		3,094	384
1,958		1,910	48
1,958		1,829	129
1,501		1,340	161

Form 990PF Part IV - Capital Gains and Losses for Tax on Investment Income - Columns e - h

(e) Gross sales price	(f) Depreciation allowed (or allowable)	(g) Cost or other basis plus expense of sale	(h) Gain or (loss) (e) plus (f) minus (g)
6,658		5,950	708
1,632		1,468	164
591		564	27
626		607	19
2,364		2,248	116
2,592		2,507	85
1,136		1,070	66
1,207		1,156	51
9,449		8,983	466
14,088		13,158	930
8,846		7,232	1,614
19,707		16,928	2,779
1,900		1,726	174
4,624		4,129	495
3,566		3,259	307
223		203	20
4,174		3,654	520
689		578	111
1,039		869	170
1,034		810	224
1,731		1,350	381
626		464	162
4,223		3,127	1,096
971		718	253
6,953		5,068	1,885
15,823		14,972	851
18,085		14,010	4,075



Form 990PF Part IV - Capital Gains and Losses for Tax on Investment Income - Columns i - l

Complete only for assets showing gain in column (h) and owned by the foundation on 12/31/69			(l) Gains (Col (h) gain minus col (k), but not less than -0-) or Losses (from col (h))
(i) F M V as of 12/31/69	(j) Adjusted basis as of 12/31/69	(k) Excess of col (i) over col (j), if any	
			587
			413
			584
			305
			593
			376
			577
			880
			456
			1,038
			254
			-332
			-2,562
			1,075
			176
			288
			-58
			165
			299
			244
			80
			589
			222
			492
			687
			703
			558
			740
			-94

Form 990PF Part IV - Capital Gains and Losses for Tax on Investment Income - Columns i - l

Complete only for assets showing gain in column (h) and owned by the foundation on 12/31/69			(l) Gains (Col (h) gain minus col (k), but not less than -0-) or Losses (from col (h))
(i) F M V as of 12/31/69	(j) Adjusted basis as of 12/31/69	(k) Excess of col (i) over col (j), if any	
			-389
			-140
			-1,274
			-476
			-267
			252
			9
			450
			944
			449
			-156
			186
			137
			-673
			-1,064
			-186
			-3,719
			159
			408
			348
			556
			1,078
			565
			32
			-446
			1,415
			159
			694
			768
			786

Form 990PF Part IV - Capital Gains and Losses for Tax on Investment Income - Columns i - l

Complete only for assets showing gain in column (h) and owned by the foundation on 12/31/69			(l) Gains (Col (h) gain minus col (k), but not less than -0-) or Losses (from col (h))
(i) F M V as of 12/31/69	(j) Adjusted basis as of 12/31/69	(k) Excess of col (i) over col (j), if any	
			366
			473
			271
			70
			31
			707
			413
			-329
			-2,826
			-1,334
			-184
			-30
			-184
			-76
			-64
			684
			537
			-12
			-144
			4
			4
			-36
			-36
			-9
			-89
			88
			110
			368
			46

Form 990PF Part IV - Capital Gains and Losses for Tax on Investment Income - Columns i - l

Complete only for assets showing gain in column (h) and owned by the foundation on 12/31/69			(l) Gains (Col (h) gain minus col (k), but not less than -0-) or Losses (from col (h))
(i) F M V as of 12/31/69	(j) Adjusted basis as of 12/31/69	(k) Excess of col (i) over col (j), if any	
			832
			1,685
			1,570
			402
			713
			-546
			-389
			-419
			-28
			1,685
			297
			73
			148
			173
			476
			30
			2,218
			260
			312
			159
			841
			2,001
			381
			1,092
			1,321
			120
			52
			269
			316
			98

Form 990PF Part IV - Capital Gains and Losses for Tax on Investment Income - Columns i - l

Complete only for assets showing gain in column (h) and owned by the foundation on 12/31/69			(l) Gains (Col (h) gain minus col (k), but not less than -0-) or Losses (from col (h))
(i) F M V as of 12/31/69	(j) Adjusted basis as of 12/31/69	(k) Excess of col (i) over col (j), if any	
			-56
			-48
			346
			600
			237
			111
			40
			440
			82
			423
			48
			249
			288
			279
			692
			81
			351
			1,539
			4,499
			126
			97
			643
			479
			2,872
			259
			7
			157
			94
			129
			1,758

Form 990PF Part IV - Capital Gains and Losses for Tax on Investment Income - Columns i - l

Complete only for assets showing gain in column (h) and owned by the foundation on 12/31/69			(l) Gains (Col (h) gain minus col (k), but not less than -0-) or Losses (from col (h))
(i) F M V as of 12/31/69	(j) Adjusted basis as of 12/31/69	(k) Excess of col (i) over col (j), if any	
			444
			3,555
			36
			1,699
			1
			94
			184
			332
			676
			-176
			179
			1,263
			2,857
			339
			232
			385
			94
			413
			-510
			-131
			-145
			-404
			-6
			3
			61
			17
			95
			20
			770
			1,064

Form 990PF Part IV - Capital Gains and Losses for Tax on Investment Income - Columns i - l

Complete only for assets showing gain in column (h) and owned by the foundation on 12/31/69			(l) Gains (Col (h) gain minus col (k), but not less than -0-) or Losses (from col (h))
(i) F M V as of 12/31/69	(j) Adjusted basis as of 12/31/69	(k) Excess of col (i) over col (j), if any	
			718
			-218
			-4,224
			-56
			-1,720
			-4,256
			-5
			-26
			29
			101
			-221
			-364
			613
			7
			-21
			-39
			8
			-42
			167
			-6
			25
			73
			807
			38
			300
			32
			-5
			-85
			-5

Form 990PF Part IV - Capital Gains and Losses for Tax on Investment Income - Columns i - l

Complete only for assets showing gain in column (h) and owned by the foundation on 12/31/69			(l) Gains (Col (h) gain minus col (k), but not less than -0-) or Losses (from col (h))
(i) F M V as of 12/31/69	(j) Adjusted basis as of 12/31/69	(k) Excess of col (i) over col (j), if any	
			936
			37
			26
			322
			3
			256
			59
			-20
			400
			-1
			5
			7
			42
			234
			94
			902
			-8
			-2
			107
			10
			3
			46
			70
			72
			119
			335
			1,523
			120
			117
			-551



Form 990PF Part IV - Capital Gains and Losses for Tax on Investment Income - Columns i - l

Complete only for assets showing gain in column (h) and owned by the foundation on 12/31/69			(l) Gains (Col (h) gain minus col (k), but not less than -0-) or Losses (from col (h))
(i) F M V as of 12/31/69	(j) Adjusted basis as of 12/31/69	(k) Excess of col (i) over col (j), if any	
			-1,009
			-176
			-189
			-4,989
			148
			103
			1,193
			-24
			62
			246
			83
			9
			31
			320
			3,897
			866
			-160
			552
			1,733
			-210
			9
			237
			72
			226
			-59
			189
			55
			659
			253
			221

Form 990PF Part IV - Capital Gains and Losses for Tax on Investment Income - Columns i - l

Complete only for assets showing gain in column (h) and owned by the foundation on 12/31/69			(l) Gains (Col (h) gain minus col (k), but not less than -0-) or Losses (from col (h))
(i) F M V as of 12/31/69	(j) Adjusted basis as of 12/31/69	(k) Excess of col (i) over col (j), if any	
			442
			416
			107
			187
			-188
			-129
			-145
			-57
			-942
			-1,304
			-2,294
			1,206
			1,793
			620
			916
			3,586
			190
			-29
			977
			454
			138
			249
			318
			1,545
			244
			181
			109
			106
			268
			163

Form 990PF Part IV - Capital Gains and Losses for Tax on Investment Income - Columns i - l

Complete only for assets showing gain in column (h) and owned by the foundation on 12/31/69			(l) Gains (Col (h) gain minus col (k), but not less than -0-) or Losses (from col (h))
(i) F M V as of 12/31/69	(j) Adjusted basis as of 12/31/69	(k) Excess of col (i) over col (j), if any	
			1,465
			81
			577
			1,330
			189
			-492
			-185
			165
			788
			771
			-36
			434
			125
			501
			718
			128
			73
			151
			46
			213
			444
			321
			311
			4,024
			309
			42
			226
			399
			207
			144


Form 990PF Part IV - Capital Gains and Losses for Tax on Investment Income - Columns i - l

Complete only for assets showing gain in column (h) and owned by the foundation on 12/31/69			(l) Gains (Col (h) gain minus col (k), but not less than -0-) or Losses (from col (h))
(i) F M V as of 12/31/69	(j) Adjusted basis as of 12/31/69	(k) Excess of col (i) over col (j), if any	
			593
			491
			1,230
			250
			624
			322
			2,123
			822
			843
			68
			454
			358
			82
			509
			409
			85
			496
			407
			-2
			-16
			-63
			-140
			27
			43
			1,250
			873
			384
			48
			129
			161

Form 990PF Part IV - Capital Gains and Losses for Tax on Investment Income - Columns i - l

Complete only for assets showing gain in column (h) and owned by the foundation on 12/31/69			(l) Gains (Col (h) gain minus col (k), but not less than -0-) or Losses (from col (h))
(i) F M V as of 12/31/69	(j) Adjusted basis as of 12/31/69	(k) Excess of col (i) over col (j), if any	
			708
			164
			27
			19
			116
			85
			66
			51
			466
			930
			1,614
			2,779
			174
			495
			307
			20
			520
			111
			170
			224
			381
			162
			1,096
			253
			1,885
			851
			4,075

Form 990PF Part XV Line 3 - Grants and Contributions Paid During the Year or Approved for Future Payment

Recipient	If recipient is an individual, show any relationship to any foundation manager or substantial contributor	Foundation status of recipient	Purpose of grant or contribution	Amount
Name and address (home or business)				
<b>a</b> <i>Paid during the year</i>				
NORTHWESTERN UNIVERSITY633 CLARK ST EVANSTON,IL 60208	NONE	PUBLIC	SUPER-AGING STUDY	8,000
ANIXTER CENTER2001 N CLYBOURN AVE 302 CHICAGO,IL 60614	NONE	PUBLIC	GENERAL OPERATING	41,854
GLOBAL GIVING FOUNDATION 1023 15TH ST NW WASHINGTON,DC 20005	NONE	PUBLIC	PROJECT 10640	200
DOUGLAS CENTER3445 WHOWARD ST SKOKIE,IL 60076	NONE	PUBLIC	HORTICULTURE PROGRAM	3,500
TRI-STATE PARKINSONS WELLNESS CHAPT260 STETSON STREET STE 2300 CINCINNATI,OH 45219	NONE	PUBLIC	DONATION FOR FOREVER FITNESS AND YOGA FOR P D CLASSES	6,500
SHRINERS HOSPITAL FOR CHILDREN2900 ROCKY POINT DRIVE TAMPA,FL 33607	NONE	PUBLIC	GENERAL OPERATING	2,500
JEEP JEWISH EDUCATION9709 READING RD STE 1 CINCINNATI,OH 45215	NONE	PUBLIC	GENERAL OPERATING	1,000
CHABAD JEWISH CENTER3977 HUNT ROAD CINCINNATI,OH 45236	NONE	PUBLIC	GENERAL OPERATING	1,500
F A S T FOUNDATION4848 E CACTUS ROAD SCOTTSDALE,AZ 85254	NONE	PUBLIC	GENERAL OPERATING	1,000
<b>Total . . . . .</b>  <b>3a</b>				66,054

**TY 2011 Investments Corporate  
Bonds Schedule****Name:** MORRIS BRAUN FOUNDATION**EIN:** 20-1921857**Software ID:** 11000144**Software Version:** 2011v1.5

<b>Name of Bond</b>	<b>End of Year Book Value</b>	<b>End of Year Fair Market Value</b>
12,000 ANHEUSER-BUSCH INBEV WOR	11,875	12,201
21,000 GOLDMAN SACHS GROUP INC	22,813	24,379
12,000 CITIGROUP INC	11,651	13,247
22,000 CISCO SYSTEMS INC 4.450%	25,398	25,940
19,000 VERIZON COMMUNICATIONS	23,928	24,532
11,000 PEPSICO INC 5.00%	12,926	13,073
21,000 AT&T INC 5.50%	21,701	25,518
24,000 BHP BILLITON FIN USA LTD	24,437	24,564
11,000 GENERAL ELEC CAP CORP	11,584	11,639
22,000 WAL-MART STORES 2.875%	23,289	23,204
21,000 BP CAPITAL MARKETS PLC	22,495	22,554
23,000 JP MORGAN CHASE & CO	23,091	24,575
16,000 GENERAL ELECTRIC CO	16,184	16,185

TY 2011 Investments Corporate  
 Stock Schedule

Name: MORRIS BRAUN FOUNDATION

EIN: 20-1921857

Software ID: 11000144

Software Version: 2011v1.5

Name of Stock	End of Year Book Value	End of Year Fair Market Value
263 SHS 3M COMPANY	23,472	23,039
392 SHS WSTN DIGITAL CORP	10,673	13,418
872 SHS WESTERN UN CO	17,289	11,100
156 SHS VODAFONE GROP PLC SP ADR	4,356	4,247
468 SHS VERIZON COMMUNICATIONS	16,138	20,892
541 SHS VALERO ENERGY CORP	12,635	15,743
468 SHS US BANCORP	15,526	15,542
380 SHS UNITEDHEALTH GROUP INC	14,340	21,280
49 SHS UNITED TECHS CORP	3,819	3,830
21 SHS UNITED PARCEL SVC CL B	1,552	1,538
99 SHS UNILEVER NV NY	3,543	3,632
170 SHS TRAVELERS COS INC	7,150	12,060
37 SHS TOTAL S A SP ADR	1,850	1,865
220 SHS TIME WARNER CABLE INC	20,891	21,813
228 SHS TESCO PLC SPNRD ADR	3,438	3,545
98 SHS TAIWAN S MANUFCTRING ADR	1,485	1,558
980 SHS SYMANTEC CORP	15,921	17,826
152 SHS SVENSKA KANDELSBANKEN AB	2,604	2,575
64 SHS SINGAPORE TELECOMM LT AD	1,661	1,701
108 SHS SANOFI ADR	4,639	4,736
63 SHS ROYAL DUTCH SHEL PLC	4,384	4,450
245 SHS ROSS STORES INC	3,611	14,933
83 SHS ROGERS COMMUNICATIONS	3,405	3,645
109 SHS ROCHE HLDG LTD SPN ADR	5,325	5,234
54 SHS REYNOLDS AMERICAN INC	2,251	2,249
244 SHS RECKITT BENCKISER GR ADR	2,828	2,969
223 SHS RAYTHEON CO	10,218	12,613
286 SHS PRUDENTIAL FINANCIAL INC	16,057	16,316
360 SHS POWER ASSETS HLDGS LTD	2,995	3,096
384 SHS PHILIP MORRIS INTL INC	28,758	34,007



Name of Stock	End of Year Book Value	End of Year Fair Market Value
1,332 SHS PFIZER INC	32,424	33,127
45 SHS PEPSICO INC	3,099	3,116
110 SHS NTT DOCOMO INC SPD ADR	1,729	1,584
447 SHS NRG ENERGY INC	14,781	9,637
84 SHS NOVARTIS ADR	5,212	5,079
935 SHS NEWS CORP CL A	14,882	22,375
70 SHS NESTLE S A REP RG SH ADR	4,520	4,434
23 SHS NATIONAL BANK CANADA	1,748	1,776
1,224 SHS MICROSOFT CORP	36,499	34,933
608 SHS MERCK AND CO INC	25,261	27,743
194 SHS MCKESSON CORPORATION	11,515	18,102
45 SHS MCDONALDS CORP	3,954	3,906
658 SHS MARATHON OIL CORP	16,517	19,779
31 SHS LORILLARD INC	3,580	3,596
175 SHS LIMITED BRANDS INC	4,469	8,381
58 SHS LEGRAND SA	2,239	2,234
75 SHS KRAFT FOODS GROUP INC	3,469	3,409
23 SHS KONE OYJ	1,662	1,647
192 SHS KLA TENCOR CORP	9,880	8,938
523 SHS JP MORGAN CHASE & CO	18,621	21,799
72 SHS JOHNSON AND JOHNSON	5,106	5,099
293 SHS INTL PAPER CO	10,842	10,498
73 SHS IMPERIAL TOB GRP SPS ADR	5,339	5,511
63 SHS HSBC HLDG PLC SP ADR	3,075	3,110
217 SHS HONEYWELL INTL INC	10,013	13,289
597 SHS HENNES AND MAURITZ AB-ADR	4,078	4,024
39 SHS GOOGLE INC CL A	22,709	26,532
100 SHS GOLDMAN SACHS GROUP INC	11,610	12,239
97 SHS GLAXOSMITHKLINE PLC ADR	4,354	4,355
55 SHS GENUINE PARTS CO	3,321	3,442

Name of Stock	End of Year Book Value	End of Year Fair Market Value
646 SHS GAP INC	13,469	23,075
329 SHS FOREST LABS INC	10,118	11,091
243 SHS FLUOR CORP	17,314	13,572
436 SHS EXXON MOBIL CORP	32,353	39,750
267 SHS EXPRESS SCRIPTS HLDG CO	16,244	16,433
86 SHS EUTELSAT COMMUNICATIONS	2,816	2,753
40 SHS ENI S P A SPONSORED ADR	1,791	1,836
56 SHS EMERSON ELEC CO	2,645	2,712
250 SHS DR PEPPER SNAPPLE GROUP	9,872	10,712
165 SHS DOVER CORP	5,905	9,606
293 SHS DISH NETWORK CORP CL A	8,899	10,440
475 SHS DISCOVER FINL SVCS	12,203	19,475
40 SHS DIAGEO PLC SPSD ADR	4,464	4,570
55 SHS DBS GROUP HLDSG SPN ADR	2,500	2,505
496 SHS CVS CAREMARK CORP	22,633	23,014
738 SHS COMCAST CORP	26,909	27,693
412 SHS COCA COLA	15,428	15,318
530 SHS CITIGROUP INC	14,456	19,817
68 SHS CHUNGHWA TELECOM CO LTD	2,123	2,113
266 SHS CHUBB CORP	14,163	20,477
364 SHS CHEVRON CORP	22,534	40,128
71 SHS CF INDS HLDGS INC	13,406	14,568
219 SHS CAPITAL ONE FINL	9,482	13,177
57 SHS CANON INC ADR	1,828	1,833
551 SHS CA INC	11,690	12,403
36 SHS BRITISH AMN TOBACO SP ADR	3,642	3,577
47 SHS BHP BILLITON PLC SP ADR	2,968	3,007
121 SHS AT&T INC	4,274	4,185
84 SHS APPLE INC	38,830	50,007
41 SHS ANHEUSER-BUSCH INBEV ADR	3,518	3,436

Name of Stock	End of Year Book Value	End of Year Fair Market Value
231 SHS ANALOG DEVICES INC	9,056	9,037
165 SHS AMGEN INC	9,444	14,271
396 SHS AMERICAN INTL GROUP INC	13,611	13,832
83 SHS ALTRIA GROUP INC	2,689	2,639
241 SHS ALTERA CORP	8,138	7,346
286 SHS AGILENT TECHNOLOGIES INC	10,673	10,293
688 SHS ACTIVISION BLIZZARD INC	7,522	7,489

# TY 2011 Investments Government Obligations Schedule

**Name:** MORRIS BRAUN FOUNDATION

**EIN:** 20-1921857

**Software ID:** 11000144

**Software Version:** 2011v1.5

**US Government Securities - End of  
Year Book Value:**

322,272

**US Government Securities - End of  
Year Fair Market Value:**

335,452

**State & Local Government  
Securities - End of Year Book  
Value:**

**State & Local Government  
Securities - End of Year Fair  
Market Value:**

TY 2011 Legal Fees Schedule

**Name:** MORRIS BRAUN FOUNDATION

**EIN:** 20-1921857

**Software ID:** 11000144

**Software Version:** 2011v1.5

Category	Amount	Net Investment Income	Adjusted Net Income	Disbursements for Charitable Purposes
HARRISON HELD CARROLL	892	892	0	0

**TY 2011 Other Professional Fees Schedule****Name:** MORRIS BRAUN FOUNDATION**EIN:** 20-1921857**Software ID:** 11000144**Software Version:** 2011v1.5

Category	Amount	Net Investment Income	Adjusted Net Income	Disbursements for Charitable Purposes
INVESTMENT SERVICES	8,469	8,469	0	0

**TY 2011 Taxes Schedule****Name:** MORRIS BRAUN FOUNDATION**EIN:** 20-1921857**Software ID:** 11000144**Software Version:** 2011v1.5

Category	Amount	Net Investment Income	Adjusted Net Income	Disbursements for Charitable Purposes
ILLINOIS ANNUAL FILING FEE	15			
FEDERAL EXCISE TAX ON NET INVESTMENT INC	3,415			