



See a Social Security Number? Say Something!
Report Privacy Problems to <https://public.resource.org/privacy>
Or call the IRS Identity Theft Hotline at 1-800-908-4490



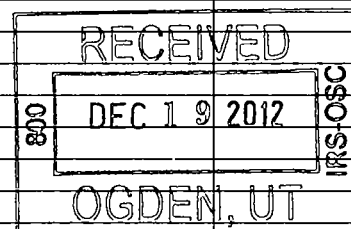
**Return of Private Foundation
or Section 4947(a)(1) Nonexempt Charitable Trust
Treated as a Private Foundation**

Note The foundation may be able to use a copy of this return to satisfy state reporting requirements.

2011For calendar year 2011 or tax year beginning **OCT 1, 2011**, and ending **SEP 30, 2012**

Name of foundation BONNER FAMILY FOUNDATION		A Employer identification number 77-0046990
Number and street (or P.O. box number if mail is not delivered to street address) P.O. BOX 26327		B Telephone number (559) 434-5061
City or town, state, and ZIP code FRESNO, CA 93729		C If exemption application is pending, check here <input type="checkbox"/>
G Check all that apply: <div style="display: flex; justify-content: space-between;"> <div> <input type="checkbox"/> Initial return <input type="checkbox"/> Final return <input type="checkbox"/> Address change </div> <div> <input type="checkbox"/> Initial return of a former public charity <input type="checkbox"/> Amended return <input type="checkbox"/> Name change </div> </div>		D 1. Foreign organizations, check here <input type="checkbox"/> 2. Foreign organizations meeting the 85% test, check here and attach computation <input type="checkbox"/>
H Check type of organization: <input checked="" type="checkbox"/> Section 501(c)(3) exempt private foundation <input type="checkbox"/> Section 4947(a)(1) nonexempt charitable trust <input type="checkbox"/> Other taxable private foundation		E If private foundation status was terminated under section 507(b)(1)(A), check here <input type="checkbox"/>
I Fair market value of all assets at end of year (from Part II, col. (c), line 16) \$ 1,650,378.	J Accounting method: <input checked="" type="checkbox"/> Cash <input type="checkbox"/> Accrual <input type="checkbox"/> Other (specify) _____	F If the foundation is in a 60-month termination under section 507(b)(1)(B), check here <input type="checkbox"/>

Part I Analysis of Revenue and Expenses (The total of amounts in columns (b), (c), and (d) may not necessarily equal the amounts in column (a).)		(a) Revenue and expenses per books	(b) Net investment income	(c) Adjusted net income	(d) Disbursements for charitable purposes (cash basis only)
Revenue	1 Contributions, gifts, grants, etc., received			N/A	
	2 Check <input checked="" type="checkbox"/> if the foundation is not required to attach Sch. B				
	3 Interest on savings and temporary cash investments				
	4 Dividends and interest from securities	45,872.	45,872.		STATEMENT 1
	5a Gross rents				
	b Net rental income or (loss)				
	6a Net gain or (loss) from sale of assets not on line 10	33,164.			
	b Gross sales price for all assets on line 6a	669,575.			
	7 Capital gain net income (from Part IV, line 2)		33,164.		
	8 Net short-term capital gain				
	9 Income modifications				
	10a Gross sales less returns and allowances				
b Less Cost of goods sold					
c Gross profit or (loss)					
11 Other income	228.	228.		STATEMENT 2	
12 Total Add lines 1 through 11	79,264.	79,264.			
Operating and Administrative Expenses	13 Compensation of officers, directors, trustees, etc	40,000.	0.		0.
	14 Other employee salaries and wages				
	15 Pension plans, employee benefits				
	16a Legal fees				
	b Accounting fees	STMT 3	5,315.	0.	
	c Other professional fees				
	17 Interest				
	18 Taxes	STMT 4	1,398.	0.	
	19 Depreciation and depletion				
	20 Occupancy				
	21 Travel, conferences, and meetings				
	22 Printing and publications				
	23 Other expenses	STMT 5	13,438.	10,760.	
	24 Total operating and administrative expenses. Add lines 13 through 23		60,151.	10,760.	
25 Contributions, gifts, grants paid		133,379.		133,379.	
26 Total expenses and disbursements. Add lines 24 and 25		193,530.	10,760.	133,379.	
27 Subtract line 26 from line 12:					
a Excess of revenue over expenses and disbursements		-114,266.			
b Net investment income (if negative, enter -0-)			68,504.		
c Adjusted net income (if negative, enter -0-)			N/A		



Part II Balance Sheets		Attached schedules and amounts in the description column should be for end-of-year amounts only		Beginning of year	End of year	
		(a) Book Value	(b) Book Value	(c) Fair Market Value		
Assets	1 Cash - non-interest-bearing			25,987.	36,280.	36,280.
	2 Savings and temporary cash investments					
	3 Accounts receivable ▶					
	Less: allowance for doubtful accounts ▶					
	4 Pledges receivable ▶					
	Less: allowance for doubtful accounts ▶					
	5 Grants receivable					
	6 Receivables due from officers, directors, trustees, and other disqualified persons					
	7 Other notes and loans receivable ▶					
	Less: allowance for doubtful accounts ▶					
	8 Inventories for sale or use					
	9 Prepaid expenses and deferred charges					
	10a Investments - U.S. and state government obligations					
	b Investments - corporate stock STMT 7	1,731,198.	1,600,582.	1,614,098.		
	c Investments - corporate bonds					
Liabilities	11 Investments - land, buildings, and equipment basis ▶					
	Less accumulated depreciation ▶					
	12 Investments - mortgage loans					
	13 Investments - other					
	14 Land, buildings, and equipment: basis ▶					
	Less accumulated depreciation ▶					
	15 Other assets (describe ▶)					
	16 Total assets (to be completed by all filers)	1,757,185.	1,636,862.	1,650,378.		
	17 Accounts payable and accrued expenses					
	18 Grants payable					
Net Assets or Fund Balances	19 Deferred revenue					
	20 Loans from officers, directors, trustees, and other disqualified persons					
	21 Mortgages and other notes payable					
	22 Other liabilities (describe ▶)					
23 Total liabilities (add lines 17 through 22)	0.	0.				
Foundations that follow SFAS 117, check here ▶ <input type="checkbox"/>	24 Unrestricted					
	25 Temporarily restricted					
	26 Permanently restricted					
	Foundations that do not follow SFAS 117, check here ▶ <input checked="" type="checkbox"/>	27 Capital stock, trust principal, or current funds	0.	0.		
		28 Paid-in or capital surplus, or land, bldg., and equipment fund	0.	0.		
		29 Retained earnings, accumulated income, endowment, or other funds	1,757,185.	1,636,862.		
		30 Total net assets or fund balances	1,757,185.	1,636,862.		
	31 Total liabilities and net assets/fund balances	1,757,185.	1,636,862.			

Part III Analysis of Changes in Net Assets or Fund Balances

1 Total net assets or fund balances at beginning of year - Part II, column (a), line 30 (must agree with end-of-year figure reported on prior year's return)	1	1,757,185.
2 Enter amount from Part I, line 27a	2	-114,266.
3 Other increases not included in line 2 (itemize) ▶	3	0.
4 Add lines 1, 2, and 3	4	1,642,919.
5 Decreases not included in line 2 (itemize) ▶ SEE STATEMENT 6	5	6,057.
6 Total net assets or fund balances at end of year (line 4 minus line 5) - Part II, column (b), line 30	6	1,636,862.

Part IV Capital Gains and Losses for Tax on Investment Income

(a) List and describe the kind(s) of property sold (e.g., real estate, 2-story brick warehouse; or common stock, 200 shs. MLC Co.)	(b) How acquired P - Purchase D - Donation	(c) Date acquired (mo., day, yr.)	(d) Date sold (mo., day, yr.)
1a			
b SEE ATTACHED STATEMENT			
c			
d			
e			

(e) Gross sales price	(f) Depreciation allowed (or allowable)	(g) Cost or other basis plus expense of sale	(h) Gain or (loss) (e) plus (f) minus (g)
a			
b			
c			
d			
e 669,575.		636,411.	33,164.

Complete only for assets showing gain in column (h) and owned by the foundation on 12/31/69			(l) Gains (Col. (h) gain minus col. (k), but not less than -0-) or Losses (from col. (h))
(i) F.M.V. as of 12/31/69	(j) Adjusted basis as of 12/31/69	(k) Excess of col. (i) over col. (j), if any	
a			
b			
c			
d			
e			33,164.

2 Capital gain net income or (net capital loss)	{ If gain, also enter in Part I, line 7 If (loss), enter -0- in Part I, line 7 }	2	33,164.
3 Net short-term capital gain or (loss) as defined in sections 1222(5) and (6): If gain, also enter in Part I, line 8, column (c). If (loss), enter -0- in Part I, line 8	{ }	3	N/A

Part V Qualification Under Section 4940(e) for Reduced Tax on Net Investment Income

(For optional use by domestic private foundations subject to the section 4940(a) tax on net investment income.)

If section 4940(d)(2) applies, leave this part blank.

Was the foundation liable for the section 4942 tax on the distributable amount of any year in the base period?

☐ Yes ☒ No

If "Yes," the foundation does not qualify under section 4940(e). Do not complete this part.

1 Enter the appropriate amount in each column for each year; see instructions before making any entries.

(a) Base period years Calendar year (or tax year beginning in)	(b) Adjusted qualifying distributions	(c) Net value of noncharitable-use assets	(d) Distribution ratio (col. (b) divided by col. (c))
2010	173,605.	1,837,726.	.094467
2009	177,400.	1,920,228.	.092385
2008	189,800.	1,860,222.	.102031
2007	210,816.	880,737.	.239363
2006	289,250.	3,151,425.	.091784

2 Total of line 1, column (d)	2	.620030
3 Average distribution ratio for the 5-year base period - divide the total on line 2 by 5, or by the number of years the foundation has been in existence if less than 5 years	3	.124006
4 Enter the net value of noncharitable-use assets for 2011 from Part X, line 5	4	1,653,060.
5 Multiply line 4 by line 3	5	204,989.
6 Enter 1% of net investment income (1% of Part I, line 27b)	6	685.
7 Add lines 5 and 6	7	205,674.
8 Enter qualifying distributions from Part XII, line 4	8	133,379.

If line 8 is equal to or greater than line 7, check the box in Part VI, line 1b, and complete that part using a 1% tax rate.
See the Part VI instructions.

Part VI Excise Tax Based on Investment Income (Section 4940(a), 4940(b), 4940(e), or 4948 - see instructions)

1a Exempt operating foundations described in section 4940(d)(2), check here <input type="checkbox"/> and enter "N/A" on line 1. Date of ruling or determination letter: _____ (attach copy of letter if necessary-see instructions)			
b Domestic foundations that meet the section 4940(e) requirements in Part V, check here <input type="checkbox"/> and enter 1% of Part I, line 27b		1	1,370.
c All other domestic foundations enter 2% of line 27b. Exempt foreign organizations enter 4% of Part I, line 12, col. (b).			
2 Tax under section 511 (domestic section 4947(a)(1) trusts and taxable foundations only. Others enter -0-)		2	0.
3 Add lines 1 and 2		3	1,370.
4 Subtitle A (income) tax (domestic section 4947(a)(1) trusts and taxable foundations only. Others enter -0-)		4	0.
5 Tax based on investment income. Subtract line 4 from line 3. If zero or less, enter -0-		5	1,370.
6 Credits/Payments:			
a 2011 estimated tax payments and 2010 overpayment credited to 2011	6a	1,760.	
b Exempt foreign organizations - tax withheld at source	6b		
c Tax paid with application for extension of time to file (Form 8868)	6c		
d Backup withholding erroneously withheld	6d		
7 Total credits and payments. Add lines 6a through 6d	7	1,760.	
8 Enter any penalty for underpayment of estimated tax. Check here <input type="checkbox"/> if Form 2220 is attached	8		
9 Tax due. If the total of lines 5 and 8 is more than line 7, enter amount owed	9		
10 Overpayment. If line 7 is more than the total of lines 5 and 8, enter the amount overpaid	10	390.	
11 Enter the amount of line 10 to be: Credited to 2012 estimated tax <input type="checkbox"/> 390. Refunded <input type="checkbox"/>	11	0.	

Part VII-A Statements Regarding Activities

	Yes	No
1a During the tax year, did the foundation attempt to influence any national, state, or local legislation or did it participate or intervene in any political campaign?		X
1b Did it spend more than \$100 during the year (either directly or indirectly) for political purposes (see instructions for definition)? If the answer is "Yes" to 1a or 1b, attach a detailed description of the activities and copies of any materials published or distributed by the foundation in connection with the activities		X
1c Did the foundation file Form 1120-POL for this year?		X
d Enter the amount (if any) of tax on political expenditures (section 4955) imposed during the year: (1) On the foundation. <input type="checkbox"/> \$ 0. (2) On foundation managers. <input type="checkbox"/> \$ 0.		
e Enter the reimbursement (if any) paid by the foundation during the year for political expenditure tax imposed on foundation managers. <input type="checkbox"/> \$ 0.		
2 Has the foundation engaged in any activities that have not previously been reported to the IRS? If "Yes," attach a detailed description of the activities.		X
3 Has the foundation made any changes, not previously reported to the IRS, in its governing instrument, articles of incorporation, or bylaws, or other similar instruments? If "Yes," attach a conformed copy of the changes		X
4a Did the foundation have unrelated business gross income of \$1,000 or more during the year?		X
b If "Yes," has it filed a tax return on Form 990-T for this year?		
5 Was there a liquidation, termination, dissolution, or substantial contraction during the year? If "Yes," attach the statement required by General Instruction T		X
6 Are the requirements of section 508(e) (relating to sections 4941 through 4945) satisfied either: • By language in the governing instrument, or • By state legislation that effectively amends the governing instrument so that no mandatory directions that conflict with the state law remain in the governing instrument?		X
7 Did the foundation have at least \$5,000 in assets at any time during the year? If "Yes," complete Part II, col (c), and Part XV.	X	
8a Enter the states to which the foundation reports or with which it is registered (see instructions) <input type="checkbox"/> CA		
b If the answer is "Yes" to line 7, has the foundation furnished a copy of Form 990-PF to the Attorney General (or designate) of each state as required by General Instruction G? If "No," attach explanation	X	
9 Is the foundation claiming status as a private operating foundation within the meaning of section 4942(j)(3) or 4942(j)(5) for calendar year 2011 or the taxable year beginning in 2011 (see instructions for Part XIV)? If "Yes," complete Part XIV		X
10 Did any persons become substantial contributors during the tax year? If "Yes," attach a schedule listing their names and addresses		X

N/A

Part VII-A Statements Regarding Activities (continued)

11	At any time during the year, did the foundation, directly or indirectly, own a controlled entity within the meaning of section 512(b)(13)? If "Yes," attach schedule (see instructions)	11		X
12	Did the foundation make a distribution to a donor advised fund over which the foundation or a disqualified person had advisory privileges? If "Yes," attach statement (see instructions)	12		X
13	Did the foundation comply with the public inspection requirements for its annual returns and exemption application? Website address ► <u>N/A</u>	13	X	
14	The books are in care of ► <u>JOHN MOFFAT, CPA</u> Telephone no. ► <u>(559) 437-0700</u> Located at ► <u>6795 NORTH PALM, SUITE 108, FRESNO, CA</u> ZIP+4 ► <u>93704</u>			
15	Section 4947(a)(1) nonexempt charitable trusts filing Form 990-PF in lieu of Form 1041 - Check here and enter the amount of tax-exempt interest received or accrued during the year ► 15 <u>N/A</u>			
16	At any time during calendar year 2011, did the foundation have an interest in or a signature or other authority over a bank, securities, or other financial account in a foreign country? See the instructions for exceptions and filing requirements for Form TD F 90-22.1. If "Yes," enter the name of the foreign country ►	16	Yes	No
				X

Part VII-B Statements Regarding Activities for Which Form 4720 May Be Required

File Form 4720 if any item is checked in the "Yes" column, unless an exception applies.

		Yes	No
1a	During the year did the foundation (either directly or indirectly):		
(1)	Engage in the sale or exchange, or leasing of property with a disqualified person? <input type="checkbox"/> Yes <input checked="" type="checkbox"/> No		
(2)	Borrow money from, lend money to, or otherwise extend credit to (or accept it from) a disqualified person? <input type="checkbox"/> Yes <input checked="" type="checkbox"/> No		
(3)	Furnish goods, services, or facilities to (or accept them from) a disqualified person? <input type="checkbox"/> Yes <input checked="" type="checkbox"/> No		
(4)	Pay compensation to, or pay or reimburse the expenses of, a disqualified person? <input checked="" type="checkbox"/> Yes <input type="checkbox"/> No		
(5)	Transfer any income or assets to a disqualified person (or make any of either available for the benefit or use of a disqualified person)? <input type="checkbox"/> Yes <input checked="" type="checkbox"/> No		
(6)	Agree to pay money or property to a government official? (Exception. Check "No" if the foundation agreed to make a grant to or to employ the official for a period after termination of government service, if terminating within 90 days.) <input type="checkbox"/> Yes <input checked="" type="checkbox"/> No		
b	If any answer is "Yes" to 1a(1)-(6), did any of the acts fail to qualify under the exceptions described in Regulations section 53.4941(d)-3 or in a current notice regarding disaster assistance (see instructions)? Organizations relying on a current notice regarding disaster assistance check here ► <input type="checkbox"/>	1b	X
c	Did the foundation engage in a prior year in any of the acts described in 1a, other than excepted acts, that were not corrected before the first day of the tax year beginning in 2011?	1c	X
2	Taxes on failure to distribute income (section 4942) (does not apply for years the foundation was a private operating foundation defined in section 4942(j)(3) or 4942(j)(5)):		
a	At the end of tax year 2011, did the foundation have any undistributed income (lines 6d and 6e, Part XIII) for tax year(s) beginning before 2011? <input type="checkbox"/> Yes <input checked="" type="checkbox"/> No If "Yes," list the years ►		
b	Are there any years listed in 2a for which the foundation is not applying the provisions of section 4942(a)(2) (relating to incorrect valuation of assets) to the year's undistributed income? (If applying section 4942(a)(2) to all years listed, answer "No" and attach statement - see instructions.) <u>N/A</u>	2b	
c	If the provisions of section 4942(a)(2) are being applied to any of the years listed in 2a, list the years here. ►		
3a	Did the foundation hold more than a 2% direct or indirect interest in any business enterprise at any time during the year? <input type="checkbox"/> Yes <input checked="" type="checkbox"/> No		
b	If "Yes," did it have excess business holdings in 2011 as a result of (1) any purchase by the foundation or disqualified persons after May 26, 1969; (2) the lapse of the 5-year period (or longer period approved by the Commissioner under section 4943(c)(7)) to dispose of holdings acquired by gift or bequest; or (3) the lapse of the 10-, 15-, or 20-year first phase holding period? (Use Schedule C, Form 4720, to determine if the foundation had excess business holdings in 2011) <u>N/A</u>	3b	
4a	Did the foundation invest during the year any amount in a manner that would jeopardize its charitable purposes?	4a	X
b	Did the foundation make any investment in a prior year (but after December 31, 1969) that could jeopardize its charitable purpose that had not been removed from jeopardy before the first day of the tax year beginning in 2011?	4b	X

Form 990-PF (2011)

Part VII-B Statements Regarding Activities for Which Form 4720 May Be Required (continued)**5a** During the year did the foundation pay or incur any amount to:

(1) Carry on propaganda, or otherwise attempt to influence legislation (section 4945(e))?

☐ Yes ☒ No

(2) Influence the outcome of any specific public election (see section 4955); or to carry on, directly or indirectly, any voter registration drive?

☐ Yes ☒ No

(3) Provide a grant to an individual for travel, study, or other similar purposes?

☐ Yes ☒ No

(4) Provide a grant to an organization other than a charitable, etc., organization described in section 509(a)(1), (2), or (3), or section 4940(d)(2)?

☐ Yes ☒ No

(5) Provide for any purpose other than religious, charitable, scientific, literary, or educational purposes, or for the prevention of cruelty to children or animals?

☐ Yes ☒ No**b** If any answer is "Yes" to 5a(1)-(5), did any of the transactions fail to qualify under the exceptions described in Regulations section 53.4945 or in a current notice regarding disaster assistance (see instructions)?

N/A

5b

Organizations relying on a current notice regarding disaster assistance check here

☒**c** If the answer is "Yes" to question 5a(4), does the foundation claim exemption from the tax because it maintained expenditure responsibility for the grant?

N/A

☐ Yes ☐ No

If "Yes," attach the statement required by Regulations section 53.4945-5(d).

6a Did the foundation, during the year, receive any funds, directly or indirectly, to pay premiums on a personal benefit contract?☐ Yes ☒ No**6b****b** Did the foundation, during the year, pay premiums, directly or indirectly, on a personal benefit contract?**X**

If "Yes" to 6b, file Form 8870.

7a At any time during the tax year, was the foundation a party to a prohibited tax shelter transaction?☐ Yes ☒ No**b** If "Yes," did the foundation receive any proceeds or have any net income attributable to the transaction?

N/A

7b**Part VIII** Information About Officers, Directors, Trustees, Foundation Managers, Highly Paid Employees, and Contractors**1** List all officers, directors, trustees, foundation managers and their compensation.

(a) Name and address	(b) Title, and average hours per week devoted to position	(c) Compensation (If not paid, enter -0-)	(d) Contributions to employee benefit plans and deferred compensation	(e) Expense account, other allowances
SEE STATEMENT 8		40,000.	0.	0.

2 Compensation of five highest-paid employees (other than those included on line 1). If none, enter "NONE."

(a) Name and address of each employee paid more than \$50,000	(b) Title, and average hours per week devoted to position	(c) Compensation	(d) Contributions to employee benefit plans and deferred compensation	(e) Expense account, other allowances
NONE				

Total number of other employees paid over \$50,000

0

Form 990-PF (2011)

Part X Minimum Investment Return (All domestic foundations must complete this part. Foreign foundations, see instructions.)

1	Fair market value of assets not used (or held for use) directly in carrying out charitable, etc., purposes:		
a	Average monthly fair market value of securities	1a	1,645,552.
b	Average of monthly cash balances	1b	32,681.
c	Fair market value of all other assets	1c	
d	Total (add lines 1a, b, and c)	1d	1,678,233.
e	Reduction claimed for blockage or other factors reported on lines 1a and 1c (attach detailed explanation)	1e	0.
2	Acquisition indebtedness applicable to line 1 assets	2	0.
3	Subtract line 2 from line 1d	3	1,678,233.
4	Cash deemed held for charitable activities. Enter 1 1/2% of line 3 (for greater amount, see instructions)	4	25,173.
5	Net value of noncharitable-use assets. Subtract line 4 from line 3. Enter here and on Part V, line 4	5	1,653,060.
6	Minimum investment return. Enter 5% of line 5	6	82,653.

Part XI Distributable Amount (see instructions) (Section 4942(j)(3) and (j)(5) private operating foundations and certain foreign organizations check here ☐ and do not complete this part.)

1	Minimum investment return from Part X, line 6	1	82,653.
2a	Tax on investment income for 2011 from Part VI, line 5	2a	1,370.
b	Income tax for 2011. (This does not include the tax from Part VI.)	2b	
c	Add lines 2a and 2b	2c	1,370.
3	Distributable amount before adjustments. Subtract line 2c from line 1	3	81,283.
4	Recoveries of amounts treated as qualifying distributions	4	0.
5	Add lines 3 and 4	5	81,283.
6	Deduction from distributable amount (see instructions)	6	0.
7	Distributable amount as adjusted. Subtract line 6 from line 5. Enter here and on Part XIII, line 1	7	81,283.

Part XII Qualifying Distributions (see instructions)

1	Amounts paid (including administrative expenses) to accomplish charitable, etc., purposes:		
a	Expenses, contributions, gifts, etc. - total from Part I, column (d), line 26	1a	133,379.
b	Program-related investments - total from Part IX-B	1b	0.
2	Amounts paid to acquire assets used (or held for use) directly in carrying out charitable, etc., purposes	2	
3	Amounts set aside for specific charitable projects that satisfy the:		
a	Suitability test (prior IRS approval required)	3a	
b	Cash distribution test (attach the required schedule)	3b	
4	Qualifying distributions. Add lines 1a through 3b. Enter here and on Part V, line 8, and Part XIII, line 4	4	133,379.
5	Foundations that qualify under section 4940(e) for the reduced rate of tax on net investment income. Enter 1% of Part I, line 27b	5	0.
6	Adjusted qualifying distributions. Subtract line 5 from line 4	6	133,379.

Note. The amount on line 6 will be used in Part V, column (b), in subsequent years when calculating whether the foundation qualifies for the section 4940(e) reduction of tax in those years.

Part XIII Undistributed Income (see instructions)

	(a) Corpus	(b) Years prior to 2010	(c) 2010	(d) 2011
1 Distributable amount for 2011 from Part XI, line 7				81,283.
2 Undistributed income, if any, as of the end of 2011				
a Enter amount for 2010 only			0.	
b Total for prior years:		0.		
3 Excess distributions carryover, if any, to 2011:				
a From 2006	137,846.			
b From 2007	170,147.			
c From 2008	97,875.			
d From 2009	83,492.			
e From 2010	83,477.			
f Total of lines 3a through e	572,837.			
4 Qualifying distributions for 2011 from Part XII, line 4: ► \$	133,379.			
a Applied to 2010, but not more than line 2a			0.	
b Applied to undistributed income of prior years (Election required - see instructions)		0.		
c Treated as distributions out of corpus (Election required - see instructions)	0.			
d Applied to 2011 distributable amount				81,283.
e Remaining amount distributed out of corpus	52,096.			
5 Excess distributions carryover applied to 2011 (If an amount appears in column (d), the same amount must be shown in column (a))	0.			0.
6 Enter the net total of each column as indicated below:				
a Corpus Add lines 3f, 4c, and 4e Subtract line 5	624,933.			
b Prior years' undistributed income. Subtract line 4b from line 2b		0.		
c Enter the amount of prior years' undistributed income for which a notice of deficiency has been issued, or on which the section 4942(a) tax has been previously assessed		0.		
d Subtract line 6c from line 6b. Taxable amount - see instructions		0.		
e Undistributed income for 2010. Subtract line 4a from line 2a. Taxable amount - see instr.			0.	
f Undistributed income for 2011. Subtract lines 4d and 5 from line 1. This amount must be distributed in 2012				0.
7 Amounts treated as distributions out of corpus to satisfy requirements imposed by section 170(b)(1)(F) or 4942(g)(3)	0.			
8 Excess distributions carryover from 2006 not applied on line 5 or line 7	137,846.			
9 Excess distributions carryover to 2012. Subtract lines 7 and 8 from line 6a	487,087.			
10 Analysis of line 9:				
a Excess from 2007	170,147.			
b Excess from 2008	97,875.			
c Excess from 2009	83,492.			
d Excess from 2010	83,477.			
e Excess from 2011	52,096.			

Part XIV Private Operating Foundations (see instructions and Part VII-A, question 9)

N/A

1 a If the foundation has received a ruling or determination letter that it is a private operating foundation, and the ruling is effective for 2011, enter the date of the ruling

b Check box to indicate whether the foundation is a private operating foundation described in section ☐ 4942(j)(3) or ☐ 4942(j)(5)

2 a Enter the lesser of the adjusted net income from Part I or the minimum investment return from Part X for each year listed

Tax year	Prior 3 years			(e) Total
	(a) 2011	(b) 2010	(c) 2009	(d) 2008
b 85% of line 2a				
c Qualifying distributions from Part XII, line 4 for each year listed				
d Amounts included in line 2c not used directly for active conduct of exempt activities				
e Qualifying distributions made directly for active conduct of exempt activities. Subtract line 2d from line 2c				
3 Complete 3a, b, or c for the alternative test relied upon:				
a "Assets" alternative test - enter:				
(1) Value of all assets				
(2) Value of assets qualifying under section 4942(j)(3)(B)(i)				
b "Endowment" alternative test - enter 2/3 of minimum investment return shown in Part X, line 6 for each year listed				
c "Support" alternative test - enter:				
(1) Total support other than gross investment income (interest, dividends, rents, payments on securities loans (section 512(a)(5)), or royalties)				
(2) Support from general public and 5 or more exempt organizations as provided in section 4942(j)(3)(B)(iii)				
(3) Largest amount of support from an exempt organization				
(4) Gross investment income				

Part XV Supplementary Information (Complete this part only if the foundation had \$5,000 or more in assets at any time during the year-see instructions.)**1 Information Regarding Foundation Managers:**

a List any managers of the foundation who have contributed more than 2% of the total contributions received by the foundation before the close of any tax year (but only if they have contributed more than \$5,000). (See section 507(d)(2).)

NONE

b List any managers of the foundation who own 10% or more of the stock of a corporation (or an equally large portion of the ownership of a partnership or other entity) of which the foundation has a 10% or greater interest.

NONE

2 Information Regarding Contribution, Grant, Gift, Loan, Scholarship, etc., Programs:

Check here ☐ if the foundation only makes contributions to preselected charitable organizations and does not accept unsolicited requests for funds. If the foundation makes gifts, grants, etc. (see instructions) to individuals or organizations under other conditions, complete items 2a, b, c, and d.

a The name, address, and telephone number of the person to whom applications should be addressed:

SEE STATEMENT 9

b The form in which applications should be submitted and information and materials they should include:

c Any submission deadlines:

d Any restrictions or limitations on awards, such as by geographical areas, charitable fields, kinds of institutions, or other factors:

Part XV Supplementary Information (continued)**3 Grants and Contributions Paid During the Year or Approved for Future Payment**

<div>Recipient</div> <div>Name and address (home or business)</div>	If recipient is an individual, show any relationship to any foundation manager or substantial contributor	Foundation status of recipient	Purpose of grant or contribution	Amount
a Paid during the year				
ARTE AMERICAS	NONE	501C 3	GENERAL FUND / CHARITABLE GIFT	5,000.
BACH CHILDREN'S CHOIR	NONE	501C 3	GENERAL FUND / CHARITABLE GIFT	4,000.
CALIFORNIA OPERA ASSOCIATION	NONE	501C 3	GENERAL FUND / CHARITABLE GIFT	3,500.
CARDEN SCHOOL OF FRESNO	NONE	501C 3	GENERAL FUND / CHARITABLE GIFT	2,700.
CHILDREN'S MUSICAL THEATER WORKS	NONE	501C 3	GENERAL FUND / CHARITABLE GIFT	5,000.
Total	SEE CONTINUATION SHEET(S)			▶ 3a 133,379.
b Approved for future payment				
NONE				
Total				▶ 3b 0.

Part XVII Information Regarding Transfers To and Transactions and Relationships With Noncharitable Exempt Organizations






- | | | Yes | No |
|----------|--|-------|----|
| 1 | Did the organization directly or indirectly engage in any of the other organization described in section 501(c) of the Code (other than section 501(c)(3) organizations) or in section 527, relating to political organizations? | | |
| a | Transfers from the reporting foundation to a noncharitable exempt organization of: | | |
| | (1) Cash | 1a(1) | X |
| | (2) Other assets | 1a(2) | X |
| b | Other transactions: | | |
| | (1) Sales of assets to a noncharitable exempt organization | 1b(1) | X |
| | (2) Purchases of assets from a noncharitable exempt organization | 1b(2) | X |
| | (3) Rental of facilities, equipment, or other assets | 1b(3) | X |
| | (4) Reimbursement arrangements | 1b(4) | X |
| | (5) Loans or loan guarantees | 1b(5) | X |
| | (6) Performance of services or membership or fundraising solicitations | 1b(6) | X |
| c | Sharing of facilities, equipment, mailing lists, other assets, or paid employees | 1c | X |
| d | If the answer to any of the above is "Yes," complete the following schedule. Column (b) should always show the fair market value of the goods, other assets, or services given by the reporting foundation. If the foundation received less than fair market value in any transaction or sharing arrangement, show in column (d) the value of the goods, other assets, or services received. | | |

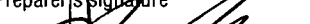
[illegible]

- 2a** Is the foundation directly or indirectly affiliated with, or related to, one or more tax-exempt organizations described in section 501(c) of the Code (other than section 501(c)(3)) or in section 527? ☐ Yes ☒ No
- b** If "Yes," complete the following schedule.

(a) Name of organization	(b) Type of organization	(c) Description of relationship
N/A		

and belief, it is true, correct, and complete. Declaration of preparer (other than taxpayer) is based on all information of which preparer has any knowledge.

Sign Here     

Paid Preparer Use Only	Print/Type preparer's name	Preparer's signature	Date	Check <input type="checkbox"/> if self-employed	PTIN
	JOHN A. MOFFAT		10-29-12		P00603238
	Firm's name ▶ SLATER MOFFAT ASSOCIATES, LLP			Firm's EIN ▶ 20-1089335	
	Firm's address ▶ 6795 N. PALM AVE., SUITE 108 FRESNO, CA 93704			Phone no. 559-437-0700	

Part XV Supplementary Information**3 Grants and Contributions Paid During the Year (Continuation)**

Recipient Name and address (home or business)	If recipient is an individual, show any relationship to any foundation manager or substantial contributor	Foundation status of recipient	Purpose of grant or contribution	Amount
CSU FOUNDATION - BONNER CENTER	NONE	501C 3	GENERAL FUND / CHARITABLE GIFT	15,000.
CSU FRESNO BONNER CENTER MEDIATOR MENTORS	NONE	501C 3	GENERAL FUND / CHARITABLE GIFT	5,000.
CSU FRESNO FOUNDATION - TIM ALLEN ART WORKSHOP	NONE	501C 3		3,000.
FRESNO ART MUSEUM	NONE	501C 3	GENERAL FUND / CHARITABLE GIFT	20,000.
FRESNO COMMUNITY CHORUS - YEARLY GRANT	NONE	501C 3	GENERAL FUND / CHARITABLE GIFT	3,000.
ROOSEVELT SCHOOL OF THE ARTS	NONE	501C 3	GENERAL FUND / CHARITABLE GIFT	1,000.
FRESNO GRAND OPERA - YOUTH NIGHT AT THE OPERA	NONE	501C 3	GENERAL FUND / CHARITABLE GIFT	7,500.
FRESNO HISTORICAL SOCIETY - CIVIL WAR REVISITED/TIME TRAVELERS	NONE	501C 3	GENERAL FUND / CHARITABLE GIFT	5,000.
FRESNO MUSICAL CLUB	NONE	501C 3	GENERAL FUND / CHARITABLE GIFT	1,000.
FRESNO PHILHARMONIC	NONE	501C 3	GENERAL FUND / CHARITABLE GIFT	15,000.
Total from continuation sheets				113,179.

Part XV Supplementary Information**3 Grants and Contributions Paid During the Year (Continuation)**

Recipient Name and address (home or business)	If recipient is an individual, show any relationship to any foundation manager or substantial contributor	Foundation status of recipient	Purpose of grant or contribution	Amount
WARNOR'S THEATER FOR THE PERFORMING ARTS	NONE	501C 3	GENERAL FUND / CHARITABLE GIFT	1,000.
ACEL FRESNO CHARTER HIGH SCHOOL	NONE	501C 3	GENERAL FUND / CHARITABLE GIFT	1,529.
ORPHEUS	NONE	501C 3	GENERAL FUND / CHARITABLE GIFT	1,000.
PROSPECT THEATER PROJECT	NONE	501C 3	GENERAL FUND / CHARITABLE GIFT	1,750.
FRESNO UNIFIED SCHOOL DISTRICT	NONE	501C 3	GENERAL FUND / CHARITABLE GIFT	1,900.
SIERRA CHAMBER OPERA	NONE	501C 3	GENERAL FUND / CHARITABLE GIFT	5,000.
E&E PERFORMING ARTS CENTER	NONE	501C 3	GENERAL FUND / CHARITABLE GIFT	5,000.
THE MADDY INSTITUTE	NONE	501C 3	GENERAL FUND / CHARITABLE GIFT	2,500.
VALLEY PERFORMING ARTS COUNCIL	NONE	501C 3	GENERAL FUND / CHARITABLE GIFT	5,000.
GIRL SCOUTS OF CENTRAL CALIFORNIA SOUTH	NONE	501C 3	GENERAL FUND / CHARITABLE GIFT	3,000.
Total from continuation sheets				

77-0046990

	2019	2018
Grants and Contributions Paid During the Year (Continuation)		
Federal Government	\$ 6,700,000	\$ 6,700,000
State of Maryland	1,000,000	1,000,000
Local Governments	1,000,000	1,000,000
Private Foundations	1,000,000	1,000,000
Individuals	1,000,000	1,000,000
Other	1,000,000	1,000,000
Total	\$ 12,700,000	\$ 12,700,000

Total from continuation sheets

Part IV Capital Gains and Losses for Tax on Investment Income

(a) List and describe the kind(s) of property sold, e.g., real estate, 2-story brick warehouse; or common stock, 200 shs. MLC Co.		(b) How acquired P - Purchase D - Donation	(c) Date acquired (mo., day, yr.)	(d) Date sold (mo., day, yr.)
1a	BERNSTEIN - SHORT-TERM CAPITAL GAIN - SEE ATTACHE	P	VARIOUS	VARIOUS
b	BERNSTEIN - LONG-TERM CAPITAL GAIN - SEE ATTACHED	P	VARIOUS	VARIOUS
c	BERNSTEIN - ZERO COST CAPITAL LONG-TERM CAPITAL G	P	VARIOUS	VARIOUS
d	BERNSTEIN - LONG-TERM CAPITAL GAIN DISTRIBUTIONS	P	VARIOUS	VARIOUS
e				
f				
g				
h				
i				
j				
k				
l				
m				
n				
o				

(e) Gross sales price	(f) Depreciation allowed (or allowable)	(g) Cost or other basis plus expense of sale	(h) Gain or (loss) (e) plus (f) minus (g)
a 268,102.		265,280.	2,822.
b 380,200.		371,131.	9,069.
c 903.			903.
d 20,370.			20,370.
e			
f			
g			
h			
i			
j			
k			
l			
m			
n			
o			

Complete only for assets showing gain in column (h) and owned by the foundation on 12/31/69

(i) F.M.V. as of 12/31/69	(j) Adjusted basis as of 12/31/69	(k) Excess of col. (i) over col. (j), if any	(l) Losses (from col. (h)) Gains (excess of col. (h) gain over col. (k), but not less than "-0-")
a			2,822.
b			9,069.
c			903.
d			20,370.
e			
f			
g			
h			
i			
j			
k			
l			
m			
n			
o			

2 Capital gain net income or (net capital loss) { If gain, also enter in Part I, line 7 If (loss), enter "-0-" in Part I, line 7 }	2	33,164.
3 Net short-term capital gain or (loss) as defined in sections 1222(5) and (6): If gain, also enter in Part I, line 8, column (c). If (loss), enter "-0-" in Part I, line 8 }	3	N/A

FORM 990-PF	DIVIDENDS AND INTEREST FROM SECURITIES	STATEMENT	1
-------------	--	-----------	---

SOURCE	GROSS AMOUNT	CAPITAL GAINS DIVIDENDS	COLUMN (A) AMOUNT
SANFORD BERSTEIN	45,872.	0.	45,872.
TOTAL TO FM 990-PF, PART I, LN 4	45,872.	0.	45,872.

FORM 990-PF	OTHER INCOME	STATEMENT	2
-------------	--------------	-----------	---

DESCRIPTION	(A) REVENUE PER BOOKS	(B) NET INVEST- MENT INCOME	(C) ADJUSTED NET INCOME
SETTLEMENTS/MISCELLANEOUS REFUND	228.	228.	
TOTAL TO FORM 990-PF, PART I, LINE 11	228.	228.	

FORM 990-PF	ACCOUNTING FEES	STATEMENT	3
-------------	-----------------	-----------	---

DESCRIPTION	(A) EXPENSES PER BOOKS	(B) NET INVEST- MENT INCOME	(C) ADJUSTED NET INCOME	(D) CHARITABLE PURPOSES
ACCOUNTING SERVICES	5,315.	0.		0.
TO FORM 990-PF, PG 1, LN 16B	5,315.	0.		0.

FORM 990-PF	TAXES	STATEMENT	4
-------------	-------	-----------	---

DESCRIPTION	(A) EXPENSES PER BOOKS	(B) NET INVEST- MENT INCOME	(C) ADJUSTED NET INCOME	(D) CHARITABLE PURPOSES
CURRENT YEAR'S ESTIMATED TAX PAYMENTS	1,398.	0.		0.
TO FORM 990-PF, PG 1, LN 18	1,398.	0.		0.

FORM 990-PF	OTHER EXPENSES			STATEMENT	5
DESCRIPTION	(A) EXPENSES PER BOOKS	(B) NET INVEST- MENT INCOME	(C) ADJUSTED NET INCOME	(D) CHARITABLE PURPOSES	
MANAGEMENT FEE	10,760.	10,760.		0.	
OFFICE EXPENSES	2,678.	0.		0.	
TO FORM 990-PF, PG 1, LN 23	13,438.	10,760.		0.	

FORM 990-PF	OTHER DECREASES IN NET ASSETS OR FUND BALANCES	STATEMENT	6
DESCRIPTION		AMOUNT	
CUMULATIVE UNRECONCILED DIFFERENCE IN CASH BASIS ASSETS		6,057.	
TOTAL TO FORM 990-PF, PART III, LINE 5		6,057.	

FORM 990-PF	CORPORATE STOCK	STATEMENT	7
DESCRIPTION	BOOK VALUE	FAIR MARKET VALUE	
SANFORD BERNTSTEIN (CORPORATE STOCK)	433,456.	481,367.	
SANFORD BERNTSTEIN (MUTUAL FUND)	193,288.	209,042.	
SANFORD BERNTSTEIN (EMERGING MARKET FUNDS)	23,694.	35,925.	
SANFORD BERNTSTEIN (INTERNATIONAL EQUITY MUTUAL FUNDS)	203,131.	157,305.	
SANFORD BERNSTEIN (REAL ESTATE INVESTMENT TRUST)	119,393.	113,098.	
SANFORD BERNSTEIN (DYNAMIC ASSET ALLOCATION OVERLAY)	502,915.	485,890.	
SANFORD BERNTSTEIN (AB BOND INFLATION STRATEGY CLASS)	124,705.	131,471.	
TOTAL TO FORM 990-PF, PART II, LINE 10B	1,600,582.	1,614,098.	

FORM 990-PF

PART VIII - LIST OF OFFICERS, DIRECTORS
TRUSTEES AND FOUNDATION MANAGERS

STATEMENT 8

NAME AND ADDRESS	TITLE AND AVRG HRS/WK	COMPEN- SATION	EMPLOYEE BEN PLAN CONTRIB	EXPENSE ACCOUNT
JASON CODDINGTON 1512 SMITH STREET KINGSBURG, CA 93631	DIRECTOR 1.00	0.	0.	0.
KAYE B. CUMMINGS 565 MALLARD CIRCLE FRESNO, CA 93730	EXECUTIVE DIRECTOR 20.00	40,000.	0.	0.
GUS BONNER 11628 E BROWNING CLOVIS, CA 93619	PRESIDENT 1.00	0.	0.	0.
LARRY WAYTE 5 RIVER PARK PLACE, EAST FRESNO, CA 93720	DIRECTOR 1.00	0.	0.	0.
ANNETTE LEIFER 1442 W ALLUVIAL FRESNO, CA 93711	TREASURER 1.00	0.	0.	0.
SUSAN B. MARTIN 579 E MALLARD CIRCLE FRESNO, CA 93730	SECRETARY 1.00	0.	0.	0.
JERRY PALLADINO 1111 E BREMER FRESNO, CA 93728	DIRECTOR 1.00	0.	0.	0.
CHRISTINA BONNER 11628 E BROWNING CLOVIS, CA 93619	DIRECTOR 1.00	0.	0.	0.
TOTALS INCLUDED ON 990-PF, PAGE 6, PART VIII		40,000.	0.	0.

FORM 990-PF

GRANT APPLICATION SUBMISSION INFORMATION
PART XV, LINES 2A THROUGH 2D

STATEMENT 9

NAME AND ADDRESS OF PERSON TO WHOM APPLICATIONS SHOULD BE SUBMITTED

KAYE B. CUMMINGS
565 E. MALLARD CIRCLE
FRESNO, CA 93720

TELEPHONE NUMBER

559-434-5061

FORM AND CONTENT OF APPLICATIONS

APPLICATION IS A LETTER EXPLAINING THE REQUEST AND HOW IT RELATES TO ARTS
IN EDUCATION, HOW LONG THE PROGRAM WILL BE, AND WHETHER THE GRANT WILL BE
MATCHED BY THE ORGANIZATION AND BY OTHER DONORS

ANY SUBMISSION DEADLINES

NONE

RESTRICTIONS AND LIMITATIONS ON AWARDS

ALL AWARDS ARE AT THE DISCRETION OF THE BOARD AND/OR EXECUTIVE DIRECTOR

BONNER FAMILY FOUNDATION
 EIN #77-0046990
 FORM 990-PF
 TAX YEAR ENDED 9/30/2012
 CAPITAL GAIN AND LOSS SUMMARY AND DETAIL



Capital Gains and Losses: Summary
 Account BONNER FAMILY FOUNDATION (888-02081)
 10/01/2011 - 09/30/2012

Capital Gains (1) (2)			
Description	Total Proceeds	Total Cost	Gain/(Loss)
Short-Term	\$ 268,102 36	\$ 265,280 49	\$ 2,821 87
Long-Term	\$ 380,200 29	\$ 371,131 35	\$ 9,068 94
Zero Cost	\$ 903 41	\$ -	\$ 903 41
Total	\$ 649,206 06	\$ 636,411 84	\$ 12,794 22

MF Capital Gains Distribution	
Description	Net Amount
LT Cap Gains Distribution from Bernstein Funds	\$ 20,369 92

BONNER FAMILY FOUNDATION
 EIN #77-0046990
 FORM 990-PF
 TAX YEAR ENDED 9/30/2012
 CAPITAL GAIN AND LOSS SUMMARY AND DETAIL



Capital Gains and Losses: Details
 Account: BONNER FAMILY FOUNDATION (888-02081)
 10/01/2011 - 09/30/2012

Capital Gains and Losses										
Account No.	Qty	Description	Type	Open Date	Close Date	Sale Price	Unit Cost	Total Proceeds	Total Cost	Gain/(Loss)
888-02081	20 00	GENERAL MOTORS CO	Short-Term	10/07/11	09/28/12	\$ 22 85	\$ 22 73	\$ 457 02	\$ 454 64	\$ 2 38
888-02081	120 00	EDISON INTERNATIONAL	Short-Term	08/27/12	09/27/12	\$ 45 62	\$ 43 60	\$ 5,473 94	\$ 5,231 52	\$ 242 42
888-02081	15 00	HOME DEPOT INC	Short-Term	05/30/12	09/27/12	\$ 60 05	\$ 49 60	\$ 900 79	\$ 744 05	\$ 156 74
888-02081	15 00	PEPSICO INC	Short-Term	08/16/12	09/25/12	\$ 70 84	\$ 72 89	\$ 1,062 60	\$ 1,093 32	\$ (30 72)
888-02081	25 00	PEPSICO INC	Short-Term	07/26/12	09/25/12	\$ 70 84	\$ 71 29	\$ 1,771 00	\$ 1,782 18	\$ (11 18)
888-02081	85 00	HALLIBURTON CO	Short-Term	06/21/12	09/24/12	\$ 35 60	\$ 28 57	\$ 3,025 58	\$ 2,428 21	\$ 597 37
888-02081	19 00	FAMILY DOLLAR STORES	Short-Term	05/23/12	09/20/12	\$ 64 06	\$ 64 81	\$ 1,217 13	\$ 1,231 30	\$ (14 17)
888-02081	5 00	BIOGEN IDEC INC	Short-Term	08/17/12	09/17/12	\$ 154 16	\$ 144 95	\$ 770 78	\$ 724 76	\$ 46 02
888-02081	20 00	CIT GROUP INC	Short-Term	12/08/11	09/17/12	\$ 40 75	\$ 33 99	\$ 815 02	\$ 679 88	\$ 135 14
888-02081	10 00	APPLIED MATERIALS INC	Short-Term	10/07/11	09/14/12	\$ 11 98	\$ 10 83	\$ 119 82	\$ 108 27	\$ 11 55
888-02081	13 00	MCKESSON CORP	Short-Term	05/08/12	09/06/12	\$ 89 65	\$ 89 30	\$ 1,165 51	\$ 1,160 88	\$ 4 63
888-02081	12 00	MCKESSON CORP	Short-Term	03/06/12	09/06/12	\$ 89 65	\$ 82 38	\$ 1,075 85	\$ 988 60	\$ 87 25
888-02081	35 00	DOLLAR TREE INC	Short-Term	07/11/12	08/29/12	\$ 48 58	\$ 51 68	\$ 1,700 37	\$ 1,808 82	\$ (108 45)
888-02081	100 00	GANNETT CO	Short-Term	11/29/11	08/29/12	\$ 15 06	\$ 10 38	\$ 1,506 00	\$ 1,037 79	\$ 468 21
888-02081	125 00	NEWELL RUBBERMAID INC	Short-Term	10/27/11	06/29/12	\$ 17 43	\$ 13 80	\$ 2,178 99	\$ 1,724 83	\$ 454 16
888-02081	90 00	GANNETT CO	Short-Term	10/10/11	08/29/12	\$ 15 06	\$ 10 71	\$ 1,355 40	\$ 963 45	\$ 391 95
888-02081	25 00	AMERICAN EXPRESS CO	Short-Term	06/12/12	08/28/12	\$ 57 62	\$ 56 17	\$ 1,440 48	\$ 1,404 19	\$ 36 29
888-02081	70 00	KIMBERLY-CLARK CORP	Short-Term	06/07/12	08/24/12	\$ 83 70	\$ 80 65	\$ 5,858 78	\$ 5,645 36	\$ 213 42
888-02081	8 00	VISA INC - CLASS A SHRS	Short-Term	03/08/12	08/24/12	\$ 126 76	\$ 117 33	\$ 1,014 11	\$ 938 66	\$ 75 45
888-02081	45 00	LAS VEGAS SANDS CORP	Short-Term	01/25/12	08/24/12	\$ 42 59	\$ 48 96	\$ 1,916 38	\$ 2,203 35	\$ (286 97)
888-02081	7 00	VISA INC - CLASS A SHRS	Short-Term	09/16/11	08/24/12	\$ 126 76	\$ 91 02	\$ 987 34	\$ 637 16	\$ 250 18
888-02081	45 00	INFORMATICA CORPORATION	Short-Term	06/27/12	08/23/12	\$ 31 35	\$ 42 70	\$ 1,410 75	\$ 1,921 50	\$ (510 75)
888-02081	20 00	INFORMATICA CORPORATION	Short-Term	02/13/12	08/23/12	\$ 31 35	\$ 46 80	\$ 627 00	\$ 936 08	\$ (309 08)
888-02081	40 00	CENTURYLINK INC	Short-Term	10/07/11	08/23/12	\$ 41 56	\$ 32 87	\$ 1,662 43	\$ 1,314 66	\$ 347 77
888-02081	35 00	CENTURYLINK INC	Short-Term	09/14/11	08/23/12	\$ 41 56	\$ 34 84	\$ 1,454 63	\$ 1,219 27	\$ 235 36

BONNER FAMILY FOUNDATION
 EIN #77-0046990
 FORM 990-PF
 TAX YEAR ENDED 9/30/2012
 CAPITAL GAIN AND LOSS SUMMARY AND DETAIL

B
BERNSTEIN
 Global Wealth Management

Capital Gains and Losses: Details
 Account BONNER FAMILY FOUNDATION (888-02081)
 10/01/2011 - 09/30/2012

Capital Gains and Losses										
Account No.	Qty	Description	Type	Open Date	Close Date	Sale Price	Unit Cost	Total Proceeds	Total Cost	Gain/(Loss)
888-02081	40 00	CBS CORP-CLASS B NON VOTING	Short-Term	07/16/12	08/17/12	\$ 35 87	\$ 31 30	\$ 1,434 85	\$ 1,252 02	\$ 182 83
888-02081	15 00	HERSHEY CO/THE	Short-Term	02/23/12	08/17/12	\$ 72 13	\$ 60 43	\$ 1,081 95	\$ 906 40	\$ 175 55
888-02081	24 00	HERSHEY CO/THE	Short-Term	02/14/12	08/17/12	\$ 72 13	\$ 60 45	\$ 1,731 12	\$ 1,450 73	\$ 280 39
888-02081	14 00	EMERSON ELECTRIC CO	Short-Term	02/07/12	08/17/12	\$ 52 16	\$ 51 92	\$ 730 19	\$ 726 92	\$ 3 27
888-02081	16 00	EMERSON ELECTRIC CO	Short-Term	02/02/12	08/17/12	\$ 52 16	\$ 51 94	\$ 834 51	\$ 831 07	\$ 3 44
888-02081	21 00	HERSHEY CO/THE	Short-Term	12/15/11	08/17/12	\$ 72 13	\$ 59 41	\$ 1,514 73	\$ 1,247 66	\$ 267 07
888-02081	22 00	AMGEN INC	Short-Term	05/17/12	08/16/12	\$ 83 02	\$ 71 38	\$ 1,826 44	\$ 1,570 36	\$ 256 08
888-02081	75 00	MGM RESORTS INTERNATIONAL	Short-Term	02/02/12	08/15/12	\$ 10 17	\$ 13 87	\$ 762 70	\$ 1,040 16	\$ (277 46)
888-02081	55 00	HALLIBURTON CO	Short-Term	06/21/12	08/14/12	\$ 35 10	\$ 28 57	\$ 1,930 35	\$ 1,571 19	\$ 359 16
888-02081	35 00	CENTERPOINT ENERGY INC	Short-Term	02/22/12	08/14/12	\$ 20 51	\$ 18 83	\$ 717 92	\$ 658 93	\$ 58 99
888-02081	15 00	LEAR CORP	Short-Term	02/02/12	08/14/12	\$ 39 98	\$ 42 69	\$ 599 70	\$ 640 41	\$ (40 71)
888-02081	65 00	CENTERPOINT ENERGY INC	Short-Term	10/25/11	08/14/12	\$ 20 51	\$ 21 16	\$ 1,333 27	\$ 1,375 09	\$ (41 82)
888-02081	15 00	STRYKER CORP	Short-Term	02/17/12	08/10/12	\$ 53 10	\$ 53 68	\$ 796 52	\$ 805 13	\$ (8 61)
888-02081	15 00	STRYKER CORP	Short-Term	01/12/12	08/10/12	\$ 53 10	\$ 52 39	\$ 796 52	\$ 785 87	\$ 10 65
888-02081	20 00	STRYKER CORP	Short-Term	01/10/12	08/10/12	\$ 53 10	\$ 52 09	\$ 1,062 03	\$ 1,041 88	\$ 20 15
888-02081	25 00	STRYKER CORP	Short-Term	01/06/12	08/10/12	\$ 53 10	\$ 51 76	\$ 1,327 54	\$ 1,293 98	\$ 33 56
888-02081	20 00	GENERAL MILLS INC	Short-Term	11/23/11	08/09/12	\$ 38 53	\$ 38 05	\$ 770 63	\$ 760 93	\$ 9 70
888-02081	35 00	GENERAL MILLS INC	Short-Term	11/01/11	08/09/12	\$ 38 53	\$ 38 37	\$ 1,348 60	\$ 1,343 08	\$ 5 52
888-02081	15 00	ROCKWELL AUTOMATION INC	Short-Term	08/30/11	08/09/12	\$ 70 85	\$ 61 30	\$ 1,062 68	\$ 919 43	\$ 143 25
888-02081	30 00	GENERAL MILLS INC	Short-Term	08/22/11	08/09/12	\$ 38 53	\$ 36 19	\$ 1,155 95	\$ 1,065 63	\$ 70 32
888-02081	14 00	ROCKWELL AUTOMATION INC	Short-Term	08/22/11	08/09/12	\$ 70 85	\$ 54 10	\$ 991 84	\$ 757 40	\$ 234 44

BONNER FAMILY FOUNDATION
 EIN #77-0046990
 FORM 990-PF
 TAX YEAR ENDED 9/30/2012
 CAPITAL GAIN AND LOSS SUMMARY AND DETAIL



Capital Gains and Losses: Details
 Account: BONNER FAMILY FOUNDATION (888-02081)
 10/01/2011 - 09/30/2012

Capital Gains and Losses										
Account No.	Qty	Description	Type	Open Date	Close Date	Sale Price	Unit Cost	Total Proceeds	Total Cost	Gain/(Loss)
888-02081	55 00	LIBERTY INTERACTIVE CORP-A	Short-Term	03/07/12	08/03/12	\$ 19 05	\$ 18 74	\$ 1,047 85	\$ 1,030 70	\$ 17 15
888-02081	125 00	MICRON TECHNOLOGY INC	Short-Term	10/18/11	08/03/12	\$ 6 30	\$ 5 68	\$ 787 50	\$ 709 43	\$ 78 07
888-02081	30 00	CENTURYLINK INC	Short-Term	08/11/11	08/03/12	\$ 41 84	\$ 34 10	\$ 1,255 07	\$ 1,022 94	\$ 232 13
888-02081	20 00	LYONDELLBASELL INDU-CL A	Short-Term	10/18/11	08/02/12	\$ 43 99	\$ 17 56	\$ 879 90	\$ 351 25	\$ 528 65
888-02081	75 00	MARVELL TECHNOLOGY GROUP LT	Short-Term	11/01/11	07/31/12	\$ 11 34	\$ 13 58	\$ 850 67	\$ 1,018 20	\$ (167 53)
888-02081	50 00	MARVELL TECHNOLOGY GROUP LT	Short-Term	10/20/11	07/31/12	\$ 11 34	\$ 13 32	\$ 567 11	\$ 665 76	\$ (98 65)
888-02081	40 00	MARVELL TECHNOLOGY GROUP LT	Short-Term	09/29/11	07/31/12	\$ 11 34	\$ 14 95	\$ 453 69	\$ 597 86	\$ (144 17)
888-02081	30 00	LAM RESEARCH CORP	Short-Term	11/08/11	07/30/12	\$ 34 14	\$ 43 47	\$ 1,024 20	\$ 1,304 01	\$ (279 81)
888-02081	20 00	COVIDIEN PLC	Short-Term	11/18/11	07/26/12	\$ 53 88	\$ 46 21	\$ 1,077 51	\$ 924 25	\$ 153 26
888-02081	15 00	COVIDIEN PLC	Short-Term	11/03/11	07/26/12	\$ 53 88	\$ 45 70	\$ 808 13	\$ 685 56	\$ 122 57
888-02081	15 00	COVIDIEN PLC	Short-Term	10/19/11	07/26/12	\$ 53 88	\$ 45 39	\$ 808 13	\$ 680 91	\$ 127 22
888-02081	35 00	COVIDIEN PLC	Short-Term	08/30/11	07/26/12	\$ 53 88	\$ 51 76	\$ 1,885 64	\$ 1,811 47	\$ 74 17
888-02081	14 00	WELLS FARGO & COMPANY	Short-Term	02/13/12	07/25/12	\$ 33 09	\$ 30 67	\$ 463 29	\$ 429 31	\$ 33 98
888-02081	15 00	FMC TECHNOLOGIES INC	Short-Term	11/18/11	07/25/12	\$ 42 24	\$ 48 55	\$ 633 62	\$ 728 19	\$ (94 57)
888-02081	50 00	FMC TECHNOLOGIES INC	Short-Term	08/02/11	07/25/12	\$ 42 24	\$ 44 33	\$ 2,112 05	\$ 2,216 71	\$ (104 66)
888-02081	20 00	DOLLAR GENERAL CORP	Short-Term	12/12/11	07/24/12	\$ 52 50	\$ 41 15	\$ 1,050 06	\$ 823 07	\$ 226 99
888-02081	45 00	TRW AUTOMOTIVE HOLDINGS CORP	Short-Term	10/17/11	07/24/12	\$ 34 15	\$ 39 44	\$ 1,536 62	\$ 1,774 77	\$ (238 15)
888-02081	20 00	DOLLAR GENERAL CORP	Short-Term	09/22/11	07/24/12	\$ 52 50	\$ 36 77	\$ 1,050 06	\$ 735 32	\$ 314 74
888-02081	15 00	DOLLAR GENERAL CORP	Short-Term	09/09/11	07/24/12	\$ 52 50	\$ 34 65	\$ 787 54	\$ 519 70	\$ 267 84
888-02081	11 00	PVH CORP	Short-Term	12/21/11	07/13/12	\$ 75 75	\$ 67 02	\$ 833 29	\$ 737 19	\$ 96 10
888-02081	10 00	PVH CORP	Short-Term	10/20/11	07/13/12	\$ 75 75	\$ 66 10	\$ 757 53	\$ 661 03	\$ 96 50
888-02081	14 00	PVH CORP	Short-Term	10/19/11	07/13/12	\$ 75 75	\$ 65 97	\$ 1,060 54	\$ 923 52	\$ 137 02

BONNER FAMILY FOUNDATION
 EIN #77-0046990
 FORM 990-PF
 TAX YEAR ENDED 9/30/2012
 CAPITAL GAIN AND LOSS SUMMARY AND DETAIL

B
BERNSTEIN
 Global Wealth Management

Capital Gains and Losses: Details
 Account BONNER FAMILY FOUNDATION (888-02081)
 10/01/2011 - 09/30/2012

Capital Gains and Losses										
Account No.	Qty	Description	Type	Open Date	Close Date	Sale Price	Unit Cost	Total Proceeds	Total Cost	Gain/(Loss)
888-02081	35 00	BP PLC-SPONS ADR	Short-Term	08/12/11	07/12/12	\$ 40 29	\$ 39 72	\$ 1,410 26	\$ 1,390 25	\$ 20 01
888-02081	21 00	YUM! BRANDS INC	Short-Term	06/01/12	07/11/12	\$ 62 07	\$ 66 80	\$ 1,303 49	\$ 1,402 71	\$ (99 22)
888-02081	40 00	CBRE GROUP INC	Short-Term	02/10/12	07/11/12	\$ 15 49	\$ 17 97	\$ 619 43	\$ 718 85	\$ (99 42)
888-02081	55 00	CBRE GROUP INC	Short-Term	09/20/11	07/11/12	\$ 15 49	\$ 14 39	\$ 851 71	\$ 791 21	\$ 60 50
888-02081	40 00	CBRE GROUP INC	Short-Term	08/25/11	07/11/12	\$ 15 49	\$ 14 32	\$ 619 43	\$ 572 84	\$ 46 59
888-02081	25 00	MARATHON PETROLEUM CORP	Short-Term	12/21/11	07/10/12	\$ 44 74	\$ 32 39	\$ 1,118 39	\$ 809 68	\$ 308 71
888-02081	40 00	MARATHON PETROLEUM CORP	Short-Term	09/07/11	07/10/12	\$ 44 74	\$ 36 57	\$ 1,789 43	\$ 1,462 68	\$ 326 75
888-02081	20 00	MARATHON PETROLEUM CORP	Short-Term	08/01/11	07/10/12	\$ 44 74	\$ 44 76	\$ 894 72	\$ 895 14	\$ (0 42)
888-02081	30 00	EDISON INTERNATIONAL	Short-Term	03/14/12	07/02/12	\$ 46 12	\$ 43 48	\$ 1,383 60	\$ 1,304 26	\$ 79 34
888-02081	36 00	JPMORGAN CHASE & CO	Short-Term	03/29/12	06/29/12	\$ 35 99	\$ 45 67	\$ 1,295 81	\$ 1,644 05	\$ (348 24)
888-02081	20 00	JPMORGAN CHASE & CO	Short-Term	07/25/11	06/29/12	\$ 35 99	\$ 41 77	\$ 719 90	\$ 835 48	\$ (115 58)
888-02081	20 00	DEVON ENERGY CORPORATION	Short-Term	10/11/11	06/27/12	\$ 55 98	\$ 59 11	\$ 1,119 57	\$ 1,182 19	\$ (62 62)
888-02081	20 00	DTE ENERGY COMPANY	Short-Term	08/30/11	06/27/12	\$ 58 67	\$ 50 01	\$ 1,173 43	\$ 1,000 11	\$ 173 32
888-02081	8 00	GOLDMAN SACHS GROUP INC	Short-Term	02/16/12	06/21/12	\$ 94 69	\$ 113 19	\$ 757 54	\$ 905 51	\$ (147 97)
888-02081	6 00	GOLDMAN SACHS GROUP INC	Short-Term	01/25/12	06/21/12	\$ 94 69	\$ 106 78	\$ 568 16	\$ 640 70	\$ (72 54)
888-02081	15 00	QUALCOMM INC	Short-Term	11/21/11	06/20/12	\$ 56 94	\$ 54 10	\$ 854 02	\$ 811 51	\$ 42 51
888-02081	20 00	QUALCOMM INC	Short-Term	07/22/11	06/20/12	\$ 56 94	\$ 57 25	\$ 1,138 70	\$ 1,144 98	\$ (6 28)
888-02081	15 00	QUALCOMM INC	Short-Term	07/14/11	06/20/12	\$ 56 94	\$ 54 69	\$ 854 03	\$ 820 29	\$ 33 74
888-02081	25 00	ORACLE CORP	Short-Term	12/16/11	06/19/12	\$ 28 09	\$ 29 27	\$ 702 25	\$ 731 70	\$ (29 45)
888-02081	8 00	PERRIGO INC	Short-Term	02/22/12	06/14/12	\$ 110 80	\$ 94 77	\$ 886 40	\$ 758 13	\$ 128 27
888-02081	7 00	PERRIGO INC	Short-Term	11/22/11	06/14/12	\$ 110 80	\$ 90 19	\$ 775 60	\$ 631 36	\$ 144 24
888-02081	5 00	PERRIGO INC	Short-Term	11/16/11	06/14/12	\$ 110 80	\$ 93 47	\$ 554 00	\$ 467 35	\$ 86 65

BONNER FAMILY FOUNDATION
 EIN #77-0046990
 FORM 990-PF
 TAX YEAR ENDED 9/30/2012
 CAPITAL GAIN AND LOSS SUMMARY AND DETAIL

B
BERNSTEIN
 Global Wealth Management

Capital Gains and Losses: Details
 Account BONNER FAMILY FOUNDATION (888-02081)
 10/01/2011 - 09/30/2012

Capital Gains and Losses										
Account No.	Qty	Description	Type	Open Date	Close Date	Sale Price	Unit Cost	Total Proceeds	Total Cost	Gain/(Loss)
888-02081	20 00	DIRECTV-CLASS A	Short-Term	03/21/12	06/12/12	\$ 43 18	\$ 48 11	\$ 863 66	\$ 962 17	\$ (98 51)
888-02081	15 00	DIRECTV-CLASS A	Short-Term	10/12/11	06/12/12	\$ 43 18	\$ 46 60	\$ 647 74	\$ 698 94	\$ (51 20)
888-02081	15 00	DIRECTV-CLASS A	Short-Term	10/07/11	06/12/12	\$ 43 18	\$ 43 17	\$ 647 75	\$ 647 50	\$ 0 25
888-02081	10 00	ANADARKO PETROLEUM CORP	Short-Term	01/04/12	06/07/12	\$ 63 59	\$ 79 27	\$ 635 88	\$ 792 69	\$ (156 81)
888-02081	22 00	ANADARKO PETROLEUM CORP	Short-Term	08/01/11	06/07/12	\$ 63 59	\$ 82 10	\$ 1,398 95	\$ 1,806 15	\$ (407 20)
888-02081	9 00	ANADARKO PETROLEUM CORP	Short-Term	06/24/11	06/07/12	\$ 63 59	\$ 72 17	\$ 572 29	\$ 649 51	\$ (77 22)
888-02081	9 00	ANADARKO PETROLEUM CORP	Short-Term	06/07/11	06/07/12	\$ 63 59	\$ 75 46	\$ 572 30	\$ 679 18	\$ (106 88)
888-02081	45 00	CENTURYLINK INC	Short-Term	08/11/11	06/06/12	\$ 37 41	\$ 34 10	\$ 1,683 59	\$ 1,534 41	\$ 149 18
888-02081	45 00	CENTURYLINK INC	Short-Term	08/11/11	06/06/12	\$ 37 41	\$ 34 10	\$ 1,683 59	\$ 1,534 41	\$ 149 18
888-02081	15 00	FREEMPORT-MCMORAN COPPER	Short-Term	02/08/12	06/01/12	\$ 32 33	\$ 46 70	\$ 484 99	\$ 700 52	\$ (215 53)
888-02081	25 00	FREEMPORT-MCMORAN COPPER	Short-Term	01/20/12	06/01/12	\$ 32 33	\$ 43 75	\$ 808 33	\$ 1,093 82	\$ (285 49)
888-02081	35 00	FREEMPORT-MCMORAN COPPER	Short-Term	01/18/12	06/01/12	\$ 32 33	\$ 43 93	\$ 1,131 66	\$ 1,537 48	\$ (405 82)
888-02081	80 00	CORNING INC	Short-Term	08/30/11	05/24/12	\$ 12 78	\$ 14 79	\$ 1,022 42	\$ 1,183 18	\$ (160 76)
888-02081	65 00	CORNING INC	Short-Term	08/23/11	05/24/12	\$ 12 78	\$ 14 21	\$ 830 71	\$ 923 94	\$ (93 23)
888-02081	15 00	POTASH CORP OF SASKATCHEWAN	Short-Term	01/12/12	05/23/12	\$ 39 03	\$ 42 19	\$ 585 45	\$ 632 81	\$ (47 36)
888-02081	20 00	POTASH CORP OF SASKATCHEWAN	Short-Term	01/05/12	05/23/12	\$ 39 03	\$ 43 20	\$ 780 60	\$ 863 93	\$ (83 33)
888-02081	15 00	EXPRESS SCRIPTS HOLDING CO	Short-Term	01/03/12	05/17/12	\$ 52 04	\$ 46 89	\$ 780 60	\$ 703 40	\$ 77 20
888-02081	25 00	ILLUMINA INC	Short-Term	12/16/11	05/17/12	\$ 43 81	\$ 27 18	\$ 1,095 25	\$ 679 46	\$ 415 79

BONNER FAMILY FOUNDATION
 EIN #77-0046990
 FORM 990-PF
 TAX YEAR ENDED 9/30/2012
 CAPITAL GAIN AND LOSS SUMMARY AND DETAIL



Capital Gains and Losses: Details
 Account: BONNER FAMILY FOUNDATION (888-02081)
 10/01/2011 - 09/30/2012

Capital Gains and Losses										
Account No.	Qty.	Description	Type	Open Date	Close Date	Sale Price	Unit Cost	Total Proceeds	Total Cost	Gain/(Loss)
888-02081	15 00	EXPRESS SCRIPTS HOLDING CO	Short-Term	05/19/11	05/17/12	\$ 52 04	\$ 60 55	\$ 780 61	\$ 908 23	\$ (127 62)
888-02081	10 00	BOEING CO	Short-Term	02/09/12	05/07/12	\$ 76 00	\$ 75 62	\$ 759 99	\$ 756 21	\$ 3 78
888-02081	10 00	BOEING CO	Short-Term	01/09/12	05/07/12	\$ 76 00	\$ 74 68	\$ 760 00	\$ 746 80	\$ 13 20
888-02081	10 00	BOEING CO	Short-Term	12/12/11	05/07/12	\$ 76 00	\$ 70 63	\$ 759 99	\$ 706 29	\$ 53 70
888-02081	10 00	BOEING CO	Short-Term	11/15/11	05/07/12	\$ 76 00	\$ 67 73	\$ 760 00	\$ 677 31	\$ 82 69
888-02081	10 00	BOEING CO	Short-Term	11/14/11	05/07/12	\$ 76 00	\$ 68 66	\$ 759 99	\$ 686 60	\$ 73 39
888-02081	13 00	BOEING CO	Short-Term	11/10/11	05/07/12	\$ 76 00	\$ 65 13	\$ 987 99	\$ 846 68	\$ 141 31
888-02081	12 00	BOEING CO	Short-Term	11/02/11	05/07/12	\$ 76 00	\$ 64 42	\$ 911 99	\$ 773 03	\$ 138 96
888-02081	80 00	MORGAN STANLEY	Short-Term	12/07/11	05/04/12	\$ 16 00	\$ 16 71	\$ 1,279 96	\$ 1,336 80	\$ (56 84)
888-02081	170 00	MORGAN STANLEY	Short-Term	12/05/11	05/04/12	\$ 16 00	\$ 16 45	\$ 2,719 92	\$ 2,796 93	\$ (77 01)
888-02081	15 00	POTASH CORP OF SASKATCHEWAN	Short-Term	05/17/11	04/25/12	\$ 44 10	\$ 53 29	\$ 661 50	\$ 799 32	\$ (137 82)
888-02081	65 00	GAMESTOP CORP	Short-Term	05/04/11	04/23/12	\$ 22 17	\$ 25 68	\$ 1,441 32	\$ 1,669 18	\$ (227 86)
888-02081	10 00	PERRIGO INC	Short-Term	11/16/11	04/20/12	\$ 105 99	\$ 93 47	\$ 1,059 92	\$ 934 70	\$ 125 22
888-02081	30 00	ILLUMINA INC	Short-Term	11/02/11	04/03/12	\$ 51 76	\$ 29 95	\$ 1,552 82	\$ 898 62	\$ 654 20
888-02081	20 00	METLIFE INC	Short-Term	10/07/11	03/26/12	\$ 38 33	\$ 29 61	\$ 766 57	\$ 592 28	\$ 174 29
888-02081	20 00	METLIFE INC	Short-Term	08/11/11	03/26/12	\$ 38 33	\$ 32 56	\$ 766 57	\$ 651 10	\$ 115 47
888-02081	9 00	GOLDMAN SACHS GROUP INC	Short-Term	12/14/11	03/20/12	\$ 126 74	\$ 95 05	\$ 1,140 70	\$ 855 47	\$ 285 23
888-02081	35 00	UNITEDHEALTH GROUP INC	Short-Term	06/24/11	03/20/12	\$ 55 07	\$ 50 54	\$ 1,927 36	\$ 1,768 89	\$ 158 47
888-02081	70 00	NEXEN INC	Short-Term	01/11/12	03/13/12	\$ 19 97	\$ 17 75	\$ 1,397 94	\$ 1,242 30	\$ 155 64
888-02081	30 00	HARLEY DAVIDSON INC	Short-Term	10/21/11	03/13/12	\$ 48 36	\$ 37 13	\$ 1,450 80	\$ 1,113 84	\$ 336 96
888-02081	15 00	DOLLAR GENERAL CORP	Short-Term	09/09/11	03/13/12	\$ 43 82	\$ 34 65	\$ 657 30	\$ 519 70	\$ 137 60
888-02081	10 00	ANADARKO PETROLEUM CORP	Short-Term	06/07/11	03/13/12	\$ 84 93	\$ 75 47	\$ 849 30	\$ 754 65	\$ 94 65
888-02081	20 00	METLIFE INC	Short-Term	05/27/11	03/13/12	\$ 38 06	\$ 43 96	\$ 761 20	\$ 879 17	\$ (117 97)

BONNER FAMILY FOUNDATION
 EIN #77-0046990
 FORM 990-PF
 TAX YEAR ENDED 9/30/2012
 CAPITAL GAIN AND LOSS SUMMARY AND DETAIL



Capital Gains and Losses: Details
 Account BONNER FAMILY FOUNDATION (888-02081)
 10/01/2011 - 09/30/2012

Capital Gains and Losses										
Account No.	Qty	Description	Type	Open Date	Close Date	Sale Price	Unit Cost	Total Proceeds	Total Cost	Gain/(Loss)
888-02081	65 00	CBRE GROUP INC	Short-Term	08/01/11	03/09/12	\$ 19 15	\$ 21 88	\$ 1,244 70	\$ 1,422 12	\$ (177 42)
888-02081	5 00	AT&T INC	Short-Term	05/05/11	03/09/12	\$ 31 05	\$ 31 69	\$ 155 24	\$ 158 44	\$ (3 20)
888-02081	20 00	AT&T INC	Short-Term	04/08/11	03/09/12	\$ 31 05	\$ 30 55	\$ 620 94	\$ 610 93	\$ 10 01
888-02081	30 00	CENTURYLINK INC	Short-Term	08/11/11	03/05/12	\$ 38 59	\$ 34 10	\$ 1,157 68	\$ 1,022 94	\$ 134 74
888-02081	10 00	GENERAL MOTORS CO	Short-Term	06/16/11	02/29/12	\$ 26 14	\$ 28 79	\$ 261 35	\$ 287 88	\$ (26 53)
888-02081	45 00	GENERAL MOTORS CO	Short-Term	06/09/11	02/29/12	\$ 26 14	\$ 29 46	\$ 1,176 09	\$ 1,325 85	\$ (149 76)
888-02081	35 00	DELTA AIR LINES INC	Short-Term	10/07/11	02/28/12	\$ 9 87	\$ 7 77	\$ 345 51	\$ 271 89	\$ 73 62
888-02081	21 00	TRANSOCEAN LTD	Short-Term	05/13/11	02/28/12	\$ 53 27	\$ 68 74	\$ 1,118 67	\$ 1,443 49	\$ (324 82)
888-02081	20 00	MOODY'S CORP	Short-Term	04/11/11	02/28/12	\$ 39 24	\$ 35 65	\$ 784 80	\$ 713 06	\$ 71 74
888-02081	30 00	CITIGROUP INC	Short-Term	03/22/11	02/28/12	\$ 32 97	\$ 44 26	\$ 989 10	\$ 1,327 80	\$ (338 70)
888-02081	10 00	MONSANTO CO	Short-Term	03/10/11	02/23/12	\$ 77 69	\$ 67 57	\$ 776 86	\$ 675 65	\$ 101 21
888-02081	35 00	CMS ENERGY CORP	Short-Term	10/31/11	02/21/12	\$ 21 62	\$ 20 98	\$ 756 78	\$ 734 29	\$ 22 49
888-02081	35 00	CMS ENERGY CORP	Short-Term	10/24/11	02/21/12	\$ 21 62	\$ 21 01	\$ 756 78	\$ 735 40	\$ 21 38
888-02081	65 00	CMS ENERGY CORP	Short-Term	08/19/11	02/21/12	\$ 21 62	\$ 18 92	\$ 1,405 44	\$ 1,229 90	\$ 175 54
888-02081	50 00	DELL INC	Short-Term	10/07/11	02/17/12	\$ 18 13	\$ 15 46	\$ 906 32	\$ 772 84	\$ 133 48
888-02081	35 00	DELL INC	Short-Term	05/26/11	02/17/12	\$ 18 13	\$ 15 76	\$ 634 42	\$ 551 48	\$ 82 94
888-02081	17 00	ESTEE LAUDER COMPANIES-CL A	Short-Term	10/05/11	02/16/12	\$ 55 60	\$ 43 67	\$ 945 14	\$ 742 39	\$ 202 75
888-02081	12 00	ACCENTURE PLC-CL A	Short-Term	05/27/11	02/16/12	\$ 58 04	\$ 57 03	\$ 696 44	\$ 684 30	\$ 12 14
888-02081	5 00	VF CORP	Short-Term	08/04/11	02/15/12	\$ 143 45	\$ 110 65	\$ 717 26	\$ 553 26	\$ 164 00
888-02081	10 00	GOODRICH CORP	Short-Term	05/17/11	02/14/12	\$ 125 51	\$ 90 05	\$ 1,255 12	\$ 900 50	\$ 354 62
888-02081	20 00	GENERAL MILLS INC	Short-Term	05/16/11	02/14/12	\$ 39 76	\$ 39 56	\$ 795 24	\$ 791 21	\$ 4 03
888-02081	15 00	JOHNSON CONTROLS INC	Short-Term	03/29/11	02/13/12	\$ 33 30	\$ 41 81	\$ 499 55	\$ 627 12	\$ (127 57)
888-02081	13 00	MARATHON PETROLEUM CORP	Short-Term	08/01/11	02/10/12	\$ 44 04	\$ 44 76	\$ 572 50	\$ 581 84	\$ (9 34)
888-02081	17 00	MARATHON PETROLEUM CORP	Short-Term	02/24/11	02/10/12	\$ 44 04	\$ 39 10	\$ 748 66	\$ 664 62	\$ 84 04
888-02081	3 00	ACCENTURE PLC-CL A	Short-Term	05/27/11	02/09/12	\$ 57 43	\$ 57 03	\$ 172 29	\$ 171 08	\$ 1 21


BONNER FAMILY FOUNDATION
EIN #77-0046990
FORM 990-PF
TAX YEAR ENDED 9/30/2012
CAPITAL GAIN AND LOSS SUMMARY AND DETAIL



Capital Gains and Losses: Details
Account BONNER FAMILY FOUNDATION (888-02081)
10/01/2011 - 09/30/2012

Capital Gains and Losses										
Account No.	Qty	Description	Type	Open Date	Close Date	Sale Price	Unit Cost	Total Proceeds	Total Cost	Gain/(Loss)
888-02081	10 00	ACCENTURE PLC-CL A	Short-Term	02/24/11	02/09/12	\$ 57 43	\$ 51 59	\$ 574 29	\$ 515 86	\$ 58 43
888-02081	5 00	GENERAL MOTORS CO	Short-Term	06/09/11	02/08/12	\$ 25 81	\$ 29 46	\$ 129 05	\$ 147 32	\$ (18 27)
888-02081	12 00	VF CORP	Short-Term	08/04/11	02/06/12	\$ 132 77	\$ 110 65	\$ 1,593 26	\$ 1,327 82	\$ 265 44
888-02081	20 00	LYONDELLBASELL INDU-CL A	Short-Term	05/24/11	02/02/12	\$ 43 31	\$ 39 64	\$ 866 17	\$ 792 70	\$ 73 47
888-02081	5 00	TYSON FOODS INC-CL A	Short-Term	06/23/11	02/01/12	\$ 18 62	\$ 18 55	\$ 93 12	\$ 92 75	\$ 0 37
888-02081	80 00	TYSON FOODS INC-CL A	Short-Term	05/04/11	02/01/12	\$ 18 62	\$ 19 40	\$ 1,489 99	\$ 1,552 00	\$ (62 01)
888-02081	15 00	LYONDELLBASELL INDU-CL A	Short-Term	05/24/11	01/31/12	\$ 42 90	\$ 39 64	\$ 643 43	\$ 594 53	\$ 48 90
888-02081	26 00	LOWE'S COS INC	Short-Term	03/02/11	01/31/12	\$ 26 85	\$ 25 61	\$ 698 10	\$ 665 90	\$ 32 20
888-02081	45 00	LOWE'S COS INC	Short-Term	02/08/11	01/31/12	\$ 26 85	\$ 24 82	\$ 1,208 25	\$ 1,116 84	\$ 91 41
888-02081	11 00	ESTEE LAUDER COMPANIES-CL A	Short-Term	10/05/11	01/30/12	\$ 57 77	\$ 43 67	\$ 635 47	\$ 480 37	\$ 155 10
888-02081	15 00	PROCTER & GAMBLE CO	Short-Term	04/19/11	01/30/12	\$ 63 30	\$ 63 72	\$ 949 50	\$ 955 84	\$ (6 34)
888-02081	15 00	ACCENTURE PLC-CL A	Short-Term	02/24/11	01/30/12	\$ 56 93	\$ 51 59	\$ 853 95	\$ 773 79	\$ 80 16
888-02081	22 00	WATSON PHARMACEUTICALS INC	Short-Term	01/05/12	01/24/12	\$ 56 00	\$ 61 50	\$ 1,232 02	\$ 1,353 06	\$ (121 04)
888-02081	25 00	FMC TECHNOLOGIES INC	Short-Term	05/26/11	01/24/12	\$ 51 62	\$ 43 73	\$ 1,290 54	\$ 1,093 24	\$ 197 30
888-02081	461 26	AB BOND INFLATION STRATEGY CLASS 1	Short-Term	05/10/11	01/23/12	\$ 10 84	\$ 10 69	\$ 5,000 00	\$ 4,930 82	\$ 69 18
888-02081	453 72	AB REAL ASSET STRATEGY CLASS 1	Short-Term	05/10/11	01/23/12	\$ 11 02	\$ 12 13	\$ 5,000 00	\$ 5,503 64	\$ (503 64)
888-02081	10 00	ALLERGAN INC	Short-Term	01/18/11	01/17/12	\$ 88 54	\$ 72 13	\$ 885 43	\$ 721 28	\$ 164 15
888-02081	6 00	SALESFORCE COM INC	Short-Term	12/01/11	01/13/12	\$ 103 57	\$ 118 40	\$ 621 41	\$ 710 41	\$ (89 00)
888-02081	15 00	LAS VEGAS SANDS CORP	Short-Term	08/31/11	01/13/12	\$ 45 78	\$ 46 79	\$ 686 65	\$ 701 80	\$ (15 15)
888-02081	92 08	AB BOND INFLATION STRATEGY CLASS 1	Short-Term	05/10/11	01/13/12	\$ 10 86	\$ 10 69	\$ 1,000 00	\$ 984 35	\$ 15 65
888-02081	15 00	CELGENE CORP	Short-Term	05/05/11	01/13/12	\$ 72 48	\$ 59 28	\$ 1,087 13	\$ 899 18	\$ 197 95

BONNER FAMILY FOUNDATION
 EIN #77-0046990
 FORM 990-PF
 TAX YEAR ENDED 9/30/2012
 CAPITAL GAIN AND LOSS SUMMARY AND DETAIL

 **BERNSTEIN**
 Global Wealth Management

Capital Gains and Losses: Details
 Account BONNER FAMILY FOUNDATION (888-02081)
 10/01/2011 - 09/30/2012

Capital Gains and Losses										
Account No.	Qty	Description	Type	Open Date	Close Date	Sale Price	Unit Cost	Total Proceeds	Total Cost	Gain/(Loss)
888-02081	10 00	MONSANTO CO	Short-Term	02/17/11	01/13/12	\$ 79 24	\$ 73 85	\$ 792 36	\$ 738 48	\$ 53 88
888-02081	11 00	ROCKWELL AUTOMATION INC	Short-Term	02/16/11	01/13/12	\$ 79 48	\$ 90 66	\$ 874 29	\$ 997 25	\$ (122 96)
888-02081	20 00	STARBUCKS CORP	Short-Term	01/18/11	01/13/12	\$ 47 13	\$ 33 05	\$ 942 70	\$ 660 90	\$ 281 80
888-02081	20 00	CONOCOPHILLIPS	Short-Term	09/06/11	01/11/12	\$ 72 13	\$ 64 13	\$ 1,442 59	\$ 1,282 60	\$ 159 99
888-02081	10 00	CONOCOPHILLIPS	Short-Term	08/12/11	01/11/12	\$ 72 13	\$ 66 48	\$ 721 29	\$ 664 83	\$ 56 46
888-02081	35 00	LYONDELLBASELL INDU-CL A	Short-Term	05/24/11	01/09/12	\$ 34 46	\$ 39 64	\$ 1,205 94	\$ 1,387 24	\$ (181 30)
888-02081	15 00	CELGENE CORP	Short-Term	04/20/11	01/09/12	\$ 67 65	\$ 56 55	\$ 1,014 82	\$ 848 19	\$ 166 63
888-02081	24 00	PEPSICO INC	Short-Term	11/18/11	01/06/12	\$ 65 47	\$ 63 87	\$ 1,571 38	\$ 1,532 85	\$ 38 53
888-02081	20 00	LIMITED BRANDS INC	Short-Term	07/14/11	01/06/12	\$ 39 00	\$ 39 56	\$ 780 00	\$ 791 22	\$ (11 22)
888-02081	20 00	LIMITED BRANDS INC	Short-Term	03/31/11	01/06/12	\$ 39 00	\$ 32 74	\$ 780 00	\$ 654 70	\$ 125 30
888-02081	20 00	LIMITED BRANDS INC	Short-Term	01/18/11	01/06/12	\$ 39 00	\$ 29 04	\$ 780 00	\$ 580 72	\$ 199 28
888-02081	10 00	BORGWARNER INC	Short-Term	02/14/11	01/05/12	\$ 66 21	\$ 79 29	\$ 662 14	\$ 792 86	\$ (130 72)
888-02081	40 00	LIMITED BRANDS INC	Short-Term	01/18/11	01/05/12	\$ 39 28	\$ 29 04	\$ 1,571 20	\$ 1,161 44	\$ 409 76
888-02081	30 00	METLIFE INC	Short-Term	04/26/11	01/03/12	\$ 32 24	\$ 44 75	\$ 967 28	\$ 1,342 40	\$ (375 12)
888-02081	20 00	METLIFE INC	Short-Term	04/08/11	01/03/12	\$ 32 24	\$ 44 60	\$ 644 86	\$ 892 08	\$ (247 22)
888-02081	15 00	METLIFE INC	Short-Term	03/14/11	01/03/12	\$ 32 24	\$ 44 77	\$ 483 64	\$ 671 56	\$ (187 92)
888-02081	20 00	METLIFE INC	Short-Term	03/04/11	01/03/12	\$ 32 24	\$ 44 94	\$ 644 86	\$ 898 80	\$ (253 94)
888-02081	40 00	UNITEDHEALTH GROUP INC	Short-Term	06/23/11	12/21/11	\$ 49 90	\$ 50 86	\$ 1,996 14	\$ 2,034 52	\$ (38 38)
888-02081	10 00	UNITEDHEALTH GROUP INC	Short-Term	06/20/11	12/21/11	\$ 49 90	\$ 51 24	\$ 499 03	\$ 512 40	\$ (13 37)
888-02081	10 00	BORGWARNER INC	Short-Term	02/14/11	12/21/11	\$ 63 96	\$ 79 29	\$ 639 58	\$ 792 86	\$ (153 28)
888-02081	20 00	ACCENTURE PLC-CL A	Short-Term	01/18/11	12/21/11	\$ 51 49	\$ 50 06	\$ 1,029 71	\$ 1,001 28	\$ 28 43
888-02081	10 00	PEPSICO INC	Short-Term	09/26/11	12/19/11	\$ 64 48	\$ 60 95	\$ 644 79	\$ 609 54	\$ 35 25
888-02081	11 00	PEPSICO INC	Short-Term	09/22/11	12/19/11	\$ 64 48	\$ 60 25	\$ 709 27	\$ 662 72	\$ 46 55

BONNER FAMILY FOUNDATION
 EIN #77-0046990
 FORM 990-PF
 TAX YEAR ENDED 9/30/2012
 CAPITAL GAIN AND LOSS SUMMARY AND DETAIL

B
BERNSTEIN
 Global Wealth Management

Capital Gains and Losses: Details
 Account BONNER FAMILY FOUNDATION (888-02081)
 10/01/2011 - 09/30/2012

Capital Gains and Losses										
Account No	Qty	Description	Type	Open Date	Close Date	Sale Price	Unit Cost	Total Proceeds	Total Cost	Gain/(Loss)
888-02081	20 00	RIVERBED TECHNOLOGY INC	Short-Term	07/07/11	12/15/11	\$ 23 30	\$ 41 47	\$ 465 97	\$ 829 38	\$ (363 41)
888-02081	20 00	RIVERBED TECHNOLOGY INC	Short-Term	05/17/11	12/15/11	\$ 23 30	\$ 36 31	\$ 465 97	\$ 726 11	\$ (260 14)
888-02081	5 00	RIVERBED TECHNOLOGY INC	Short-Term	05/13/11	12/15/11	\$ 23 30	\$ 37 89	\$ 116 49	\$ 189 47	\$ (72 98)
888-02081	15 00	ACCENTURE PLC-CL A	Short-Term	01/18/11	12/15/11	\$ 56 32	\$ 50 06	\$ 844 85	\$ 750 96	\$ 93 89
888-02081	5 00	CELGENE CORP	Short-Term	04/20/11	12/13/11	\$ 64 00	\$ 56 55	\$ 320 00	\$ 282 73	\$ 37 27
888-02081	10 00	CELGENE CORP	Short-Term	02/24/11	12/13/11	\$ 64 00	\$ 52 73	\$ 640 00	\$ 527 32	\$ 112 68
888-02081	41 00	COMCAST CORP-CL A	Short-Term	01/20/11	12/13/11	\$ 23 39	\$ 23 25	\$ 959 07	\$ 953 40	\$ 5 67
888-02081	20 00	CONOCOPHILLIPS	Short-Term	07/25/11	12/12/11	\$ 70 40	\$ 74 70	\$ 1,408 06	\$ 1,493 94	\$ (85 88)
888-02081	20 00	CONOCOPHILLIPS	Short-Term	06/07/11	12/12/11	\$ 70 40	\$ 71 60	\$ 1,408 07	\$ 1,431 93	\$ (23 86)
888-02081	10 00	GOODRICH CORP	Short-Term	02/24/11	12/09/11	\$ 122 72	\$ 86 73	\$ 1,227 21	\$ 867 29	\$ 359 92
888-02081	10 00	CONOCOPHILLIPS	Short-Term	06/07/11	12/07/11	\$ 72 27	\$ 71 60	\$ 722 66	\$ 715 96	\$ 6 70
888-02081	462 11	AB BOND INFLATION STRATEGY CLASS 1	Short-Term	05/10/11	12/07/11	\$ 10 82	\$ 10 69	\$ 5,000 00	\$ 4,939 92	\$ 60 08
888-02081	15 00	CONOCOPHILLIPS	Short-Term	05/04/11	12/07/11	\$ 72 27	\$ 72 69	\$ 1,083 98	\$ 1,090 36	\$ (6 38)
888-02081	29 00	CONOCOPHILLIPS	Short-Term	04/26/11	12/07/11	\$ 72 27	\$ 80 95	\$ 2,095 70	\$ 2,347 47	\$ (251 77)
888-02081	20 00	LAS VEGAS SANDS CORP	Short-Term	08/18/11	12/06/11	\$ 45 56	\$ 41 73	\$ 911 19	\$ 834 63	\$ 76 56
888-02081	15 00	WELLPOINT INC	Short-Term	03/07/11	12/05/11	\$ 69 15	\$ 67 84	\$ 1,037 31	\$ 1,017 60	\$ 19 71
888-02081	15 00	MONSANTO CO	Short-Term	01/18/11	12/02/11	\$ 70 87	\$ 74 43	\$ 1,063 05	\$ 1,116 44	\$ (53 39)
888-02081	278 29	AB BOND INFLATION STRATEGY CLASS 1	Short-Term	05/10/11	11/29/11	\$ 10 78	\$ 10 69	\$ 3,000 00	\$ 2,974 95	\$ 25 05
888-02081	10 00	CELGENE CORP	Short-Term	02/24/11	11/18/11	\$ 63 54	\$ 52 73	\$ 635 38	\$ 527 32	\$ 108 06
888-02081	30 00	METLIFE INC	Short-Term	03/04/11	11/17/11	\$ 30 70	\$ 44 94	\$ 921 13	\$ 1,348 19	\$ (427 06)
888-02081	5 00	ARUBA NETWORKS INC	Short-Term	10/03/11	11/15/11	\$ 23 51	\$ 20 85	\$ 117 54	\$ 104 23	\$ 13 31
888-02081	35 00	ARUBA NETWORKS INC	Short-Term	10/03/11	11/15/11	\$ 23 51	\$ 20 85	\$ 822 78	\$ 729 63	\$ 93 15
888-02061	50 00	ARUBA NETWORKS INC	Short-Term	07/21/11	11/15/11	\$ 23 51	\$ 24 29	\$ 1,175 41	\$ 1,214 50	\$ (39 09)

BONNER FAMILY FOUNDATION
 EIN #77-0046990
 FORM 990-PF
 TAX YEAR ENDED 9/30/2012
 CAPITAL GAIN AND LOSS SUMMARY AND DETAIL



Capital Gains and Losses: Details
 Account: BONNER FAMILY FOUNDATION (888-02081)
 10/01/2011 - 09/30/2012

Capital Gains and Losses										
Account No.	Qty	Description	Type	Open Date	Close Date	Sale Price	Unit Cost	Total Proceeds	Total Cost	Gain/(Loss)
888-02081	15 00	DEVON ENERGY CORPORATION	Short-Term	02/03/11	11/15/11	\$ 66 64	\$ 88 74	\$ 999 63	\$ 1,331 06	\$ (331 43)
888-02081	15 00	PROCTER & GAMBLE CO	Short-Term	04/11/11	11/14/11	\$ 63 32	\$ 62 25	\$ 949 76	\$ 933 72	\$ 16 04
888-02081	35 00	DIRECTV-CLASS A	Short-Term	02/08/11	11/14/11	\$ 45 59	\$ 42 65	\$ 1,595 60	\$ 1,492 62	\$ 102 98
888-02081	15 00	LAS VEGAS SANDS CORP	Short-Term	08/18/11	11/11/11	\$ 45 24	\$ 41 73	\$ 678 66	\$ 625 97	\$ 52 69
888-02081	15 00	ROVI CORP	Short-Term	07/14/11	11/10/11	\$ 28 38	\$ 55 01	\$ 425 71	\$ 825 13	\$ (399 42)
888-02081	5 00	ROVI CORP	Short-Term	02/17/11	11/10/11	\$ 28 38	\$ 59 69	\$ 141 91	\$ 298 44	\$ (156 53)
888-02081	10 00	ROVI CORP	Short-Term	02/17/11	11/09/11	\$ 29 83	\$ 59 69	\$ 298 30	\$ 596 87	\$ (298 57)
888-02081	10 00	ROVI CORP	Short-Term	02/02/11	11/09/11	\$ 29 83	\$ 63 91	\$ 298 30	\$ 639 14	\$ (340 84)
888-02081	50 00	WELLS FARGO & COMPANY	Short-Term	10/07/11	11/07/11	\$ 25 19	\$ 25 28	\$ 1,259 37	\$ 1,264 21	\$ (4 84)
888-02081	10 00	DELL INC	Short-Term	05/26/11	11/07/11	\$ 15 27	\$ 15 76	\$ 152 73	\$ 157 56	\$ (4 83)
888-02081	45 00	DELL INC	Short-Term	05/23/11	11/07/11	\$ 15 27	\$ 15 59	\$ 687 28	\$ 701 55	\$ (14 27)
888-02081	7 00	PROCTER & GAMBLE CO	Short-Term	04/11/11	11/01/11	\$ 63 04	\$ 62 25	\$ 441 25	\$ 435 73	\$ 5 52
888-02081	8 00	PROCTER & GAMBLE CO	Short-Term	03/14/11	11/01/11	\$ 63 04	\$ 60 97	\$ 504 29	\$ 487 79	\$ 16 50
888-02081	20 00	STARBUCKS CORP	Short-Term	01/19/11	11/01/11	\$ 41 01	\$ 33 05	\$ 820 17	\$ 660 90	\$ 159 27
888-02081	15 00	PROCTER & GAMBLE CO	Short-Term	03/14/11	10/28/11	\$ 64 66	\$ 60 97	\$ 969 93	\$ 914 62	\$ 55 31
888-02081	10 00	CITRIX SYSTEMS INC	Short-Term	01/18/11	10/28/11	\$ 72 95	\$ 67 57	\$ 729 52	\$ 675 72	\$ 53 80
888-02081	15 00	LIMITED BRANDS INC	Short-Term	01/18/11	10/28/11	\$ 43 79	\$ 29 04	\$ 656 81	\$ 435 54	\$ 221 27
888-02081	10 00	CITRIX SYSTEMS INC	Short-Term	01/18/11	10/27/11	\$ 75 25	\$ 67 57	\$ 752 55	\$ 675 72	\$ 76 83
888-02081	15 00	ANADARKO PETROLEUM CORP	Short-Term	07/11/11	10/25/11	\$ 78 22	\$ 77 20	\$ 1,173 35	\$ 1,157 99	\$ 15 36
888-02081	7 00	ANADARKO PETROLEUM CORP	Short-Term	06/24/11	10/25/11	\$ 78 22	\$ 72 17	\$ 547 56	\$ 505 18	\$ 42 38
888-02081	25 00	NORTHROP GRUMMAN CORP	Short-Term	01/14/11	10/25/11	\$ 56 34	\$ 60 83	\$ 1,408 57	\$ 1,520 66	\$ (112 09)
888-02081	20 00	RIVERBED TECHNOLOGY INC	Short-Term	05/13/11	10/20/11	\$ 24 67	\$ 37 89	\$ 493 34	\$ 757 86	\$ (264 52)

BONNER FAMILY FOUNDATION
 EIN #77-0046990
 FORM 990-PF
 TAX YEAR ENDED 9/30/2012
 CAPITAL GAIN AND LOSS SUMMARY AND DETAIL



Capital Gains and Losses: Details
 Account: BONNER FAMILY FOUNDATION (888-02081)
 10/01/2011 - 09/30/2012

Capital Gains and Losses										
Account No.	Qty	Description	Type	Open Date	Close Date	Sale Price	Unit Cost	Total Proceeds	Total Cost	Gain/(Loss)
888-02081	25 00	RIVERBED TECHNOLOGY INC	Short-Term	04/26/11	10/20/11	\$ 24 67	\$ 35 53	\$ 616 68	\$ 888 37	\$ (271 69)
888-02081	18 00	UNITED TECHNOLOGIES CORP	Short-Term	09/02/11	10/19/11	\$ 73 68	\$ 71 50	\$ 1,326 33	\$ 1,286 94	\$ 39 39
888-02081	35 00	JUNIPER NETWORKS INC	Short-Term	02/25/11	10/19/11	\$ 20 86	\$ 43 85	\$ 730 24	\$ 1,534 83	\$ (804 59)
888-02081	10 00	MONSANTO CO	Short-Term	01/18/11	10/14/11	\$ 73 22	\$ 74 43	\$ 732 16	\$ 744 30	\$ (12 14)
888-02081	25 00	NORTHROP GRUMMAN CORP	Short-Term	01/14/11	10/13/11	\$ 54 22	\$ 60 83	\$ 1,355 54	\$ 1,520 66	\$ (165 12)
888-02081	15 00	LIMITED BRANDS INC	Short-Term	01/18/11	10/12/11	\$ 42 26	\$ 29 04	\$ 633 91	\$ 435 54	\$ 198 37
888-02081	15 00	STARBUCKS CORP	Short-Term	01/18/11	10/11/11	\$ 41 10	\$ 33 04	\$ 616 44	\$ 495 67	\$ 120 77
888-02081	45 00	ALCOA INC	Short-Term	07/12/11	10/05/11	\$ 9 32	\$ 15 88	\$ 419 49	\$ 714 70	\$ (295 21)
888-02081	50 00	ALCOA INC	Short-Term	04/19/11	10/05/11	\$ 9 32	\$ 16 22	\$ 466 10	\$ 810 84	\$ (344 74)
888-02081	30 00	ALCOA INC	Short-Term	01/18/11	10/05/11	\$ 9 32	\$ 16 26	\$ 279 66	\$ 487 88	\$ (208 22)
888-02081	8 00	OCCIDENTAL PETROLEUM CORP	Short-Term	05/27/11	10/03/11	\$ 70 36	\$ 106 53	\$ 562 91	\$ 852 21	\$ (289 30)
888-02081	15 00	DELTA AIR LINES INC	Short-Term	02/14/11	10/03/11	\$ 7 33	\$ 11 74	\$ 110 02	\$ 176 15	\$ (66 13)
888-02081	75 00	ALCOA INC	Short-Term	01/18/11	10/03/11	\$ 9 21	\$ 16 26	\$ 690 74	\$ 1,219 71	\$ (528 97)
888-02081	105 00	DELTA AIR LINES INC	Short-Term	01/14/11	10/03/11	\$ 7 33	\$ 12 70	\$ 770 11	\$ 1,333 03	\$ (562 92)
								\$ 268,102 36	\$ 265,280 49	\$ 2,821 87
888-02081	20 00	GENERAL MOTORS CO	Long-Term	06/16/11	09/28/12	\$ 22 85	\$ 28 79	\$ 457 03	\$ 575 75	\$ (118 72)
888-02081	25 00	GILEAD SCIENCES INC	Long-Term	08/05/11	09/27/12	\$ 66 68	\$ 37 47	\$ 1,667 00	\$ 936 72	\$ 730 28
888-02081	10 00	CITIGROUP INC	Long-Term	04/20/11	09/27/12	\$ 33 15	\$ 45 61	\$ 331 51	\$ 456 06	\$ (124 55)
888-02081	30 00	CITIGROUP INC	Long-Term	03/30/11	09/27/12	\$ 33 15	\$ 44 97	\$ 994 55	\$ 1,349 13	\$ (354 58)
888-02081	17 00	CITIGROUP INC	Long-Term	03/28/11	09/27/12	\$ 33 15	\$ 45 56	\$ 563 57	\$ 774 60	\$ (211 03)
888-02081	18 00	CITIGROUP INC	Long-Term	03/24/11	09/27/12	\$ 33 15	\$ 43 98	\$ 596 72	\$ 791 62	\$ (194 90)

BONNER FAMILY FOUNDATION
 EIN #77-0046990
 FORM 990-PF
 TAX YEAR ENDED 9/30/2012
 CAPITAL GAIN AND LOSS SUMMARY AND DETAIL



Capital Gains and Losses: Details
 Account: BONNER FAMILY FOUNDATION (888-02081)
 10/01/2011 - 09/30/2012

Capital Gains and Losses										
Account No.	Qty	Description	Type	Open Date	Close Date	Sale Price	Unit Cost	Total Proceeds	Total Cost	Gain/(Loss)
888-02081	15 00	UNITEDHEALTH GROUP INC	Long-Term	08/08/11	09/20/12	\$ 54 68	\$ 42 64	\$ 820 22	\$ 639 61	\$ 180 61
888-02081	15 00	INTUIT INC	Long-Term	01/20/11	09/18/12	\$ 59 92	\$ 47 03	\$ 898 75	\$ 705 47	\$ 193 28
888-02081	115 00	APPLIED MATERIALS INC	Long-Term	07/29/11	09/14/12	\$ 11 98	\$ 12 46	\$ 1,377 98	\$ 1,433 21	\$ (55 23)
888-02081	5 00	TRANSOCEAN LTD	Long-Term	08/02/11	09/13/12	\$ 45 82	\$ 60 31	\$ 229 08	\$ 301 54	\$ (72 46)
888-02081	10 00	TRANSOCEAN LTD	Long-Term	07/18/11	09/13/12	\$ 45 82	\$ 62 43	\$ 458 15	\$ 624 29	\$ (166 14)
888-02081	14 00	TRANSOCEAN LTD	Long-Term	07/14/11	09/13/12	\$ 45 82	\$ 60 31	\$ 641 42	\$ 844 30	\$ (202 88)
888-02081	202 24	AB REAL ASSET STRATEGY CLASS 1	Long-Term	05/10/11	09/13/12	\$ 11 62	\$ 12 13	\$ 2,350 00	\$ 2,453 15	\$ (103 15)
888-02081	8 00	EOG RESOURCES INC	Long-Term	01/18/11	09/13/12	\$ 115 24	\$ 102 48	\$ 921 90	\$ 819 83	\$ 102 07
888-02081	266 67	OVERLAY A PORTFOLIO CLASS 1	Long-Term	04/14/10	09/13/12	\$ 10 50	\$ 10 99	\$ 2,800 00	\$ 2,930 67	\$ (130 67)
888-02081	262 11	BERNSTEIN INTERNATIONAL PORTFOLIO	Long-Term	08/01/08	09/13/12	\$ 13 58	\$ 20 58	\$ 3,559 39	\$ 5,394 12	\$ (1,834 73)
888-02081	242 31	BERNSTEIN INTERNATIONAL PORTFOLIO	Long-Term	12/11/07	09/13/12	\$ 13 58	\$ 25 26	\$ 3,290 61	\$ 6,120 83	\$ (2,830 22)
888-02081	40 00	MOODY'S CORP	Long-Term	06/20/11	09/12/12	\$ 43 55	\$ 37 14	\$ 1,741 93	\$ 1,485 56	\$ 256 37
888-02081	25 00	MOODY'S CORP	Long-Term	04/11/11	09/12/12	\$ 43 55	\$ 35 65	\$ 1,088 70	\$ 891 33	\$ 197 37
888-02081	2 00	NVR INC	Long-Term	10/12/09	09/05/12	\$ 841 53	\$ 662 95	\$ 1,683 07	\$ 1,325 90	\$ 357 17
888-02081	15 00	THE WALT DISNEY CO	Long-Term	07/06/10	08/28/12	\$ 49 48	\$ 31 95	\$ 742 14	\$ 479 24	\$ 262 90
888-02081	269 06	AB REAL ASSET STRATEGY CLASS 1	Long-Term	05/10/11	08/27/12	\$ 11 15	\$ 12 13	\$ 3,000 00	\$ 3,263 67	\$ (263 67)
888-02081	13 00	EOG RESOURCES INC	Long-Term	07/06/10	08/27/12	\$ 109 17	\$ 100 66	\$ 1,419 20	\$ 1,308 58	\$ 110 62
888-02081	268 03	OVERLAY A PORTFOLIO CLASS 1	Long-Term	04/14/10	08/27/12	\$ 10 26	\$ 10 99	\$ 2,750 00	\$ 2,945 66	\$ (195 66)
888-02081	68 74	OVERLAY B PORTFOLIO CLASS 1	Long-Term	04/14/10	08/27/12	\$ 10 91	\$ 10 38	\$ 750 00	\$ 713 56	\$ 36 44

BONNER FAMILY FOUNDATION
 EIN #77-0046990
 FORM 990-PF
 TAX YEAR ENDED 9/30/2012
 CAPITAL GAIN AND LOSS SUMMARY AND DETAIL



Capital Gains and Losses: Details
 Account BONNER FAMILY FOUNDATION (888-02081)
 10/01/2011 - 09/30/2012

Capital Gains and Losses										
Account No.	Qty	Description	Type	Open Date	Close Date	Sale Price	Unit Cost	Total Proceeds	Total Cost	Gain/(Loss)
888-02081	15 00	VISA INC - CLASS A SHRS	Long-Term	08/04/11	08/24/12	\$ 126 76	\$ 85 68	\$ 1,901 46	\$ 1,285 16	\$ 616 30
888-02081	15 00	DANAHER CORP	Long-Term	10/16/09	08/24/12	\$ 53 36	\$ 34 48	\$ 800 39	\$ 517 13	\$ 283 26
888-02081	25 00	TIME WARNER CABLE	Long-Term	08/14/09	08/21/12	\$ 89 46	\$ 34 02	\$ 2,236 38	\$ 850 50	\$ 1,385 88
888-02081	30 00	DANAHER CORP	Long-Term	09/21/09	08/17/12	\$ 53 39	\$ 33 87	\$ 1,601 77	\$ 1,016 03	\$ 585 74
888-02081	10 00	DANAHER CORP	Long-Term	05/15/09	08/17/12	\$ 53 39	\$ 29 06	\$ 533 92	\$ 290 56	\$ 243 36
888-02081	20 00	GILEAD SCIENCES INC	Long-Term	08/05/11	08/16/12	\$ 57 12	\$ 37 47	\$ 1,142 33	\$ 749 37	\$ 392 96
888-02081	30 00	VIACOM INC-CLASS B	Long-Term	05/20/11	08/16/12	\$ 49 87	\$ 51 61	\$ 1,496 12	\$ 1,548 35	\$ (52 23)
888-02081	19 00	GILEAD SCIENCES INC	Long-Term	03/12/10	08/16/12	\$ 57 12	\$ 47 42	\$ 1,085 21	\$ 900 91	\$ 184 30
888-02081	100 00	PFIZER INC	Long-Term	09/05/08	08/16/12	\$ 23 93	\$ 18 62	\$ 2,393 36	\$ 1,861 70	\$ 531 66
888-02081	45 00	MCGRAW-HILL COMPANIES INC	Long-Term	05/25/11	08/15/12	\$ 49 05	\$ 42 32	\$ 2,207 04	\$ 1,904 62	\$ 302 42
888-02081	27 00	CITIGROUP INC	Long-Term	03/24/11	08/15/12	\$ 28 84	\$ 43 98	\$ 778 75	\$ 1,187 44	\$ (408 69)
888-02081	18 00	CITIGROUP INC	Long-Term	03/23/11	08/15/12	\$ 28 84	\$ 42 41	\$ 519 16	\$ 763 46	\$ (244 30)
888-02081	30 00	LEAR CORP	Long-Term	05/20/11	08/14/12	\$ 39 98	\$ 50 09	\$ 1,199 40	\$ 1,502 84	\$ (303 44)
888-02081	30 00	LEAR CORP	Long-Term	06/14/10	08/14/12	\$ 39 98	\$ 34 09	\$ 1,199 40	\$ 1,022 74	\$ 176 66
888-02081	20 00	GENERAL MILLS INC	Long-Term	05/19/11	08/09/12	\$ 38 53	\$ 39 89	\$ 770 63	\$ 797 76	\$ (27 13)
888-02081	15 00	GENERAL MILLS INC	Long-Term	05/16/11	08/09/12	\$ 38 53	\$ 39 56	\$ 577 97	\$ 593 41	\$ (15 44)
888-02081	25 00	VIACOM INC-CLASS B	Long-Term	05/20/11	08/03/12	\$ 46 25	\$ 51 61	\$ 1,156 15	\$ 1,290 29	\$ (134 14)
888-02081	10 00	ALLERGAN INC	Long-Term	04/26/11	08/03/12	\$ 86 32	\$ 79 29	\$ 863 22	\$ 792 88	\$ 70 34
888-02081	10 00	ALLERGAN INC	Long-Term	03/21/11	08/03/12	\$ 86 32	\$ 70 43	\$ 863 23	\$ 704 33	\$ 158 90
888-02081	10 00	ALLERGAN INC	Long-Term	03/07/11	08/03/12	\$ 86 32	\$ 71 50	\$ 863 23	\$ 714 95	\$ 148 28
888-02081	10 00	ALLERGAN INC	Long-Term	02/10/11	08/03/12	\$ 86 32	\$ 72 78	\$ 863 23	\$ 727 76	\$ 135 47
888-02081	5 00	ALLERGAN INC	Long-Term	01/18/11	08/03/12	\$ 86 32	\$ 72 13	\$ 431 61	\$ 360 64	\$ 70 97
888-02081	110 00	MARVELL TECHNOLOGY GROUP LT	Long-Term	01/18/11	07/31/12	\$ 11 34	\$ 21 78	\$ 1,247 64	\$ 2,395 46	\$ (1,147 82)
888-02081	35 00	LAM RESEARCH CORP	Long-Term	05/09/11	07/30/12	\$ 34 14	\$ 48 39	\$ 1,194 90	\$ 1,693 75	\$ (498 85)
888-02081	169 34	BERNSTEIN INTERMEDIATE DURATION PORTFOLIO	Long-Term	12/08/04	07/30/12	\$ 14 20	\$ 13 49	\$ 2,404 56	\$ 2,284 33	\$ 120 23

BONNER FAMILY FOUNDATION
 EIN #77-0046990
 FORM 990-PF
 TAX YEAR ENDED 9/30/2012
 CAPITAL GAIN AND LOSS SUMMARY AND DETAIL

B
BERNSTEIN
 Global Wealth Management

Capital Gains and Losses: Details
 Account: BONNER FAMILY FOUNDATION (888-02081)
 10/01/2011 - 09/30/2012

Capital Gains and Losses										
Account No.	Qty	Description	Type	Open Date	Close Date	Sale Price	Unit Cost	Total Proceeds	Total Cost	Gain/(Loss)
888-02081	25 00	COVIDIEN PLC	Long-Term	05/23/11	07/26/12	\$ 53 88	\$ 56 15	\$ 1,346 88	\$ 1,403 75	\$ (56 87)
888-02081	28 48	BERNSTEIN INTERMEDIATE DURATION PORTFOLIO	Long-Term	12/08/04	07/26/12	\$ 14 22	\$ 13 49	\$ 404 95	\$ 384 15	\$ 20 80
888-02081	25 00	WELLS FARGO & COMPANY	Long-Term	07/07/10	07/25/12	\$ 33 09	\$ 25 73	\$ 827 31	\$ 643 26	\$ 184 05
888-02081	15 00	WELLS FARGO & COMPANY	Long-Term	06/11/10	07/25/12	\$ 33 09	\$ 27 59	\$ 496 38	\$ 413 80	\$ 82 58
888-02081	4 00	WELLS FARGO & COMPANY	Long-Term	01/27/10	07/25/12	\$ 33 09	\$ 27 75	\$ 132 37	\$ 111 01	\$ 21 36
888-02081	30 00	TRW AUTOMOTIVE HOLDINGS CORP	Long-Term	05/24/11	07/24/12	\$ 34 15	\$ 53 56	\$ 1,024 42	\$ 1,606 68	\$ (582 26)
888-02081	15 00	NOBLE ENERGY INC	Long-Term	03/19/10	07/24/12	\$ 84 55	\$ 73 74	\$ 1,268 29	\$ 1,106 04	\$ 162 25
888-02081	10 00	NOBLE ENERGY INC	Long-Term	03/18/10	07/24/12	\$ 84 55	\$ 74 70	\$ 845 53	\$ 746 98	\$ 98 55
888-02081	8 00	APPLE INC	Long-Term	11/12/08	07/23/12	\$ 594 25	\$ 92 45	\$ 4,754 03	\$ 739 58	\$ 4,014 45
888-02081	75 00	FORD MOTOR CO	Long-Term	05/24/10	07/19/12	\$ 9 35	\$ 11 28	\$ 701 37	\$ 845 95	\$ (144 58)
888-02081	12 00	EOG RESOURCES INC	Long-Term	05/17/10	07/19/12	\$ 98 03	\$ 105 15	\$ 1,176 32	\$ 1,261 78	\$ (85 46)
888-02081	30 00	FORD MOTOR CO	Long-Term	11/13/09	07/19/12	\$ 9 35	\$ 8 36	\$ 280 55	\$ 250 79	\$ 29 76
888-02081	10 00	BORGWARNER INC	Long-Term	05/31/11	07/18/12	\$ 64 87	\$ 71 98	\$ 648 65	\$ 719 79	\$ (71 14)
888-02081	10 00	BORGWARNER INC	Long-Term	04/15/11	07/18/12	\$ 64 87	\$ 71 96	\$ 648 65	\$ 719 55	\$ (70 90)
888-02081	10 00	BORGWARNER INC	Long-Term	03/08/11	07/18/12	\$ 64 87	\$ 76 53	\$ 648 65	\$ 765 28	\$ (116 63)
888-02081	760 87	AB BOND INFLATION STRATEGY CLASS 1	Long-Term	05/10/11	07/05/12	\$ 11 04	\$ 10 69	\$ 8,400 00	\$ 8,133 70	\$ 266 30
888-02081	341 01	AB REAL ASSET STRATEGY CLASS 1	Long-Term	05/10/11	07/05/12	\$ 10 85	\$ 12 13	\$ 3,700 00	\$ 4,136 50	\$ (436 50)
888-02081	853 90	OVERLAY A PORTFOLIO CLASS 1	Long-Term	04/14/10	07/05/12	\$ 10 13	\$ 10 99	\$ 8,650 00	\$ 9,384 35	\$ (734 35)
888-02081	301 48	OVERLAY B PORTFOLIO CLASS 1	Long-Term	04/14/10	07/05/12	\$ 10 78	\$ 10 38	\$ 3,250 00	\$ 3,129 40	\$ 120 60
888-02081	10 00	FLOWSERVE CORPORATION	Long-Term	05/06/11	06/29/12	\$ 114 69	\$ 122 18	\$ 1,146 93	\$ 1,221 76	\$ (74 83)
888-02081	25 00	JPMORGAN CHASE & CO	Long-Term	03/29/11	06/29/12	\$ 35 99	\$ 45 93	\$ 899 87	\$ 1,148 21	\$ (248 34)

BONNER FAMILY FOUNDATION
 EIN #77-0046990
 FORM 990-PF
 TAX YEAR ENDED 9/30/2012
 CAPITAL GAIN AND LOSS SUMMARY AND DETAIL



Capital Gains and Losses: Details
 Account BONNER FAMILY FOUNDATION (888-02081)
 10/01/2011 - 09/30/2012

Capital Gains and Losses										
Account No.	Qty	Description	Type	Open Date	Close Date	Sale Price	Unit Cost	Total Proceeds	Total Cost	Gain/(Loss)
888-02081	12 00	FLOWERVE CORPORATION	Long-Term	03/21/11	06/29/12	\$ 114 69	\$ 124 36	\$ 1,376 31	\$ 1,492 30	\$ (115 99)
888-02081	6 00	FLOWERVE CORPORATION	Long-Term	03/10/11	06/29/12	\$ 114 69	\$ 121 66	\$ 688 16	\$ 729 96	\$ (41 80)
888-02081	41 00	JPMORGAN CHASE & CO	Long-Term	07/06/10	06/29/12	\$ 35 99	\$ 36 53	\$ 1,475 78	\$ 1,497 64	\$ (21 86)
888-02081	18 00	JPMORGAN CHASE & CO	Long-Term	06/22/10	06/29/12	\$ 35 99	\$ 39 12	\$ 647 90	\$ 704 10	\$ (56 20)
888-02081	765 79	BERNSTEIN INTERMEDIATE DURATION PORTFOLIO	Long-Term	12/08/04	06/28/12	\$ 14 06	\$ 13 49	\$ 10,767 01	\$ 10,330 51	\$ 436 50
888-02081	10 00	DEVON ENERGY CORPORATION	Long-Term	05/05/11	06/27/12	\$ 55 98	\$ 84 32	\$ 559 78	\$ 843 20	\$ (283 42)
888-02081	10 00	DEVON ENERGY CORPORATION	Long-Term	05/04/11	06/27/12	\$ 55 98	\$ 84 67	\$ 559 79	\$ 846 74	\$ (286 95)
888-02081	25 00	PFIZER INC	Long-Term	09/05/08	06/27/12	\$ 22 60	\$ 18 62	\$ 565 12	\$ 465 43	\$ 99 69
888-02081	100 00	PFIZER INC	Long-Term	06/21/07	06/27/12	\$ 22 60	\$ 25 85	\$ 2,260 48	\$ 2,584 87	\$ (324 39)
888-02081	35 00	JOHNSON & JOHNSON	Long-Term	06/29/10	06/22/12	\$ 66 60	\$ 59 10	\$ 2,331 00	\$ 2,068 58	\$ 262 42
888-02081	15 00	JOHNSON & JOHNSON	Long-Term	06/25/10	06/22/12	\$ 66 60	\$ 59 10	\$ 999 00	\$ 886 55	\$ 112 45
888-02081	15 00	JOHNSON & JOHNSON	Long-Term	06/24/10	06/22/12	\$ 66 60	\$ 59 51	\$ 999 00	\$ 892 60	\$ 106 40
888-02081	4 00	GOLDMAN SACHS GROUP INC	Long-Term	03/07/11	06/21/12	\$ 94 69	\$ 159 52	\$ 378 77	\$ 638 08	\$ (259 31)
888-02081	5 00	GOLDMAN SACHS GROUP INC	Long-Term	01/20/11	06/21/12	\$ 94 69	\$ 165 07	\$ 473 47	\$ 825 35	\$ (351 88)
888-02081	15 00	QUALCOMM INC	Long-Term	04/26/11	06/20/12	\$ 56 94	\$ 57 29	\$ 854 03	\$ 859 39	\$ (5 36)
888-02081	15 00	QUALCOMM INC	Long-Term	03/29/11	06/20/12	\$ 56 94	\$ 53 97	\$ 854 03	\$ 809 50	\$ 44 53
888-02081	20 00	QUALCOMM INC	Long-Term	03/22/11	06/20/12	\$ 56 94	\$ 52 78	\$ 1,138 70	\$ 1,055 53	\$ 83 17
888-02081	15 00	QUALCOMM INC	Long-Term	03/07/11	06/20/12	\$ 56 94	\$ 57 02	\$ 854 03	\$ 855 27	\$ (1 24)
888-02081	20 00	QUALCOMM INC	Long-Term	02/15/11	06/20/12	\$ 56 94	\$ 58 71	\$ 1,138 70	\$ 1,174 25	\$ (35 55)
888-02081	22 00	QUALCOMM INC	Long-Term	02/10/11	06/20/12	\$ 56 94	\$ 56 54	\$ 1,252 57	\$ 1,243 81	\$ 8 76
888-02081	18 00	QUALCOMM INC	Long-Term	02/04/11	06/20/12	\$ 56 94	\$ 54 86	\$ 1,024 83	\$ 987 45	\$ 37 38

BONNER FAMILY FOUNDATION
 EIN #77-0046990
 FORM 990-PF
 TAX YEAR ENDED 9/30/2012
 CAPITAL GAIN AND LOSS SUMMARY AND DETAIL

B
BERNSTEIN
 Global Wealth Management

Capital Gains and Losses: Details
 Account BONNER FAMILY FOUNDATION (888-02081)
 10/01/2011 - 09/30/2012

Capital Gains and Losses										
Account No.	Qty.	Description	Type	Open Date	Close Date	Sale Price	Unit Cost	Total Proceeds	Total Cost	Gain/(Loss)
888-02081	25 00	ORACLE CORP	Long-Term	03/29/11	06/19/12	\$ 28 09	\$ 32 93	\$ 702 25	\$ 823 19	\$ (120 94)
888-02081	25 00	ORACLE CORP	Long-Term	01/20/11	06/19/12	\$ 28 09	\$ 31 87	\$ 702 25	\$ 796 76	\$ (94 51)
888-02081	175 00	ORACLE CORP	Long-Term	01/18/11	06/19/12	\$ 28 09	\$ 31 38	\$ 4,915 75	\$ 5,491 01	\$ (575 26)
888-02081	25 00	BROADCOM CORP-CL A	Long-Term	05/04/11	06/18/12	\$ 34 50	\$ 34 79	\$ 862 60	\$ 869 73	\$ (7 13)
888-02081	20 00	BROADCOM CORP-CL A	Long-Term	03/29/11	06/18/12	\$ 34 50	\$ 40 73	\$ 690 08	\$ 814 68	\$ (124 60)
888-02081	15 00	BROADCOM CORP-CL A	Long-Term	02/17/11	06/18/12	\$ 34 50	\$ 42 32	\$ 517 56	\$ 634 75	\$ (117 19)
888-02081	165 00	GENERAL ELECTRIC CO	Long-Term	03/18/10	06/18/12	\$ 19 66	\$ 18 08	\$ 3,244 08	\$ 2,982 61	\$ 261 47
888-02081	50 00	EMC CORP/MASS	Long-Term	03/16/10	06/18/12	\$ 24 57	\$ 18 77	\$ 1,228 44	\$ 938 51	\$ 289 93
888-02081	100 00	EMC CORP/MASS	Long-Term	12/24/09	06/18/12	\$ 24 57	\$ 17 77	\$ 2,456 89	\$ 1,777 41	\$ 679 48
888-02081	50 00	EMC CORP/MASS	Long-Term	10/20/09	06/18/12	\$ 24 57	\$ 17 84	\$ 1,228 45	\$ 891 93	\$ 336 52
888-02081	4 00	APPLE INC	Long-Term	11/12/08	06/18/12	\$ 583 14	\$ 92 45	\$ 2,332 58	\$ 369 79	\$ 1,962 79
888-02081	10 00	GOOGLE INC-CL A	Long-Term	08/01/08	06/18/12	\$ 568 28	\$ 469 76	\$ 5,682 81	\$ 4,697 62	\$ 985 19
888-02081	50 00	SCHLUMBERGER LTD	Long-Term	11/10/08	06/15/12	\$ 66 21	\$ 50 52	\$ 3,310 41	\$ 2,526 16	\$ 784 25
888-02081	35 00	COMCAST CORP-CL A	Long-Term	03/21/11	06/12/12	\$ 29 99	\$ 24 09	\$ 1,049 82	\$ 843 28	\$ 206 54
888-02081	43 00	COMCAST CORP-CL A	Long-Term	02/24/11	06/12/12	\$ 29 99	\$ 24 81	\$ 1,289 78	\$ 1,066 95	\$ 222 83
888-02081	15 00	DIRECTV-CLASS A	Long-Term	02/08/11	06/12/12	\$ 43 18	\$ 42 65	\$ 647 75	\$ 639 69	\$ 8 06
888-02081	28 00	COMCAST CORP-CL A	Long-Term	07/06/10	06/12/12	\$ 29 99	\$ 17 78	\$ 839 85	\$ 497 75	\$ 342 10
888-02081	19 00	COMCAST CORP-CL A	Long-Term	06/10/10	06/12/12	\$ 29 99	\$ 17 99	\$ 569 90	\$ 341 80	\$ 228 10
888-02081	62 00	COMCAST CORP-CL A	Long-Term	03/31/10	06/12/12	\$ 29 99	\$ 18 81	\$ 1,859 68	\$ 1,166 38	\$ 693 30
888-02081	7 00	AMAZON COM INC	Long-Term	03/21/11	06/08/12	\$ 218 18	\$ 163 99	\$ 1,527 26	\$ 1,147 94	\$ 379 32
888-02081	4 00	AMAZON COM INC	Long-Term	02/01/11	06/08/12	\$ 218 18	\$ 172 19	\$ 872 72	\$ 688 77	\$ 183 95
888-02081	14 00	AMAZON COM INC	Long-Term	07/06/10	06/08/12	\$ 218 18	\$ 111 35	\$ 3,054 52	\$ 1,558 83	\$ 1,495 69
888-02081	20 00	THE WALT DISNEY CO	Long-Term	07/06/10	06/08/12	\$ 45 77	\$ 31 95	\$ 915 46	\$ 638 99	\$ 276 47
888-02081	20 00	THE WALT DISNEY CO	Long-Term	03/31/09	06/08/12	\$ 45 77	\$ 18 07	\$ 915 46	\$ 361 45	\$ 554 01
888-02081	35 00	MARATHON OIL CORP	Long-Term	02/24/11	06/07/12	\$ 25 31	\$ 29 34	\$ 886 00	\$ 1,026 79	\$ (140 79)
888-02081	40 00	MARATHON OIL CORP	Long-Term	07/09/10	06/07/12	\$ 25 31	\$ 19 40	\$ 1,012 58	\$ 775 83	\$ 236 75
888-02081	55 00	MARATHON OIL CORP	Long-Term	07/02/10	06/07/12	\$ 25 31	\$ 18 83	\$ 1,392 30	\$ 1,035 56	\$ 356 74
888-02081	10 00	MARATHON OIL CORP	Long-Term	05/24/10	06/07/12	\$ 25 31	\$ 19 35	\$ 253 15	\$ 193 49	\$ 59 66

BONNER FAMILY FOUNDATION
 EIN #77-0046990
 FORM 990-PF
 TAX YEAR ENDED 9/30/2012
 CAPITAL GAIN AND LOSS SUMMARY AND DETAIL



Capital Gains and Losses: Details
 Account: BONNER FAMILY FOUNDATION (888-02081)
 10/01/2011 - 09/30/2012

Capital Gains and Losses										
Account No.	Qty	Description	Type	Open Date	Close Date	Sale Price	Unit Cost	Total Proceeds	Total Cost	Gain/(Loss)
888-02081	7 00	JPMORGAN CHASE & CO	Long-Term	06/22/10	05/31/12	\$ 33 13	\$ 39 12	\$ 231 93	\$ 273 82	\$ (41 89)
888-02081	44 00	JPMORGAN CHASE & CO	Long-Term	06/21/10	05/31/12	\$ 33 13	\$ 39 48	\$ 1,457 88	\$ 1,737 16	\$ (279 28)
888-02081	50 00	JPMORGAN CHASE & CO	Long-Term	12/22/09	05/31/12	\$ 33 13	\$ 41 94	\$ 1,656 68	\$ 2,096 98	\$ (440 30)
888-02081	25 00	JPMORGAN CHASE & CO	Long-Term	12/11/09	05/31/12	\$ 33 13	\$ 40 88	\$ 828 34	\$ 1,021 98	\$ (193 64)
888-02081	16 00	JPMORGAN CHASE & CO	Long-Term	12/10/09	05/31/12	\$ 33 13	\$ 41 13	\$ 530 14	\$ 658 09	\$ (127 95)
888-02081	48 00	JPMORGAN CHASE & CO	Long-Term	05/14/09	05/31/12	\$ 33 13	\$ 35 06	\$ 1,590 41	\$ 1,682 78	\$ (92 37)
888-02081	20 00	MONSANTO CO	Long-Term	05/17/11	05/30/12	\$ 76 79	\$ 62 95	\$ 1,535 72	\$ 1,259 01	\$ 276 71
888-02081	25 00	MONSANTO CO	Long-Term	04/11/11	05/30/12	\$ 76 79	\$ 67 18	\$ 1,919 66	\$ 1,679 56	\$ 240 10
888-02081	10 00	MONSANTO CO	Long-Term	03/29/11	05/30/12	\$ 76 79	\$ 69 95	\$ 767 86	\$ 699 47	\$ 68 39
888-02081	174 39	BERNSTEIN INTERMEDIATE DURATION PORTFOLIO	Long-Term	12/08/04	05/30/12	\$ 14 01	\$ 13 49	\$ 2,443 17	\$ 2,352 49	\$ 90 68
888-02081	80 00	CORNING INC	Long-Term	10/06/09	05/24/12	\$ 12 78	\$ 15 69	\$ 1,022 42	\$ 1,255 39	\$ (232 97)
888-02081	15 00	POTASH CORP OF SASKATCHEWAN	Long-Term	05/17/11	05/23/12	\$ 39 03	\$ 53 29	\$ 585 45	\$ 799 32	\$ (213 87)
888-02081	25 00	EXPRESS SCRIPTS HOLDING CO	Long-Term	04/21/11	05/17/12	\$ 52 04	\$ 56 21	\$ 1,301 01	\$ 1,405 13	\$ (104 12)
888-02081	15 00	EXPRESS SCRIPTS HOLDING CO	Long-Term	03/07/11	05/17/12	\$ 52 04	\$ 54 64	\$ 780 61	\$ 819 56	\$ (38 95)
888-02081	15 00	EXPRESS SCRIPTS HOLDING CO	Long-Term	02/24/11	05/17/12	\$ 52 04	\$ 53 97	\$ 780 61	\$ 809 48	\$ (28 87)
888-02081	15 00	EXPRESS SCRIPTS HOLDING CO	Long-Term	05/18/10	05/17/12	\$ 52 04	\$ 51 90	\$ 780 61	\$ 778 54	\$ 2 07
888-02081	41 00	GILEAD SCIENCES INC	Long-Term	08/04/08	05/17/12	\$ 50 82	\$ 54 03	\$ 2,083 62	\$ 2,215 36	\$ (131 74)
888-02081	100 00	CONSTELLATION BRANDS INC-A	Long-Term	01/13/10	05/10/12	\$ 20 33	\$ 15 88	\$ 2,032 88	\$ 1,588 25	\$ 444 63
888-02081	10 00	UNITED PARCEL SERVICE-CL B	Long-Term	03/29/11	05/08/12	\$ 77 54	\$ 73 65	\$ 775 44	\$ 736 46	\$ 38 98
888-02081	60 00	UNITED PARCEL SERVICE-CL B	Long-Term	01/18/11	05/08/12	\$ 77 54	\$ 72 85	\$ 4,652 63	\$ 4,371 13	\$ 281 50

BONNER FAMILY FOUNDATION
 EIN #77-0046990
 FORM 990-PF
 TAX YEAR ENDED 9/30/2012
 CAPITAL GAIN AND LOSS SUMMARY AND DETAIL



Capital Gains and Losses: Details
 Account BONNER FAMILY FOUNDATION (888-02081)
 10/01/2011 - 09/30/2012

Capital Gains and Losses										
Account No.	Qty	Description	Type	Open Date	Close Date	Sale Price	Unit Cost	Total Proceeds	Total Cost	Gain/(Loss)
888-02081	45 00	NORTHROP GRUMMAN CORP	Long-Term	01/14/11	05/01/12	\$ 63 62	\$ 60 83	\$ 2,862 90	\$ 2,737 18	\$ 125 72
888-02081	45 00	BROADCOM CORP-CL A	Long-Term	07/06/10	04/27/12	\$ 36 29	\$ 33 82	\$ 1,632 98	\$ 1,521 77	\$ 111 21
888-02081	50 00	MARVELL TECHNOLOGY GROUP LT	Long-Term	01/18/11	04/26/12	\$ 15 09	\$ 21 78	\$ 754 71	\$ 1,088 84	\$ (334 13)
888-02081	19 00	POTASH CORP OF SASKATCHEWAN	Long-Term	04/15/11	04/25/12	\$ 44 10	\$ 55 96	\$ 837 90	\$ 1,063 19	\$ (225 29)
888-02081	12 00	FLOWSERVE CORPORATION	Long-Term	01/18/11	04/24/12	\$ 111 29	\$ 117 31	\$ 1,335 43	\$ 1,407 68	\$ (72 25)
888-02081	10 00	BORGWARNER INC	Long-Term	02/24/11	04/20/12	\$ 80 94	\$ 75 21	\$ 809 40	\$ 752 13	\$ 57 27
888-02081	15 00	STARBUCKS CORP	Long-Term	01/18/11	04/19/12	\$ 59 26	\$ 33 04	\$ 888 94	\$ 495 67	\$ 393 27
888-02081	20 00	UNITED PARCEL SERVICE-CL B	Long-Term	01/18/11	04/12/12	\$ 79 33	\$ 72 85	\$ 1,586 55	\$ 1,457 05	\$ 129 50
888-02081	30 56	OVERLAY A PORTFOLIO CLASS 1	Long-Term	04/14/10	04/12/12	\$ 10 73	\$ 10 99	\$ 327 86	\$ 335 80	\$ (7 94)
888-02081	30 00	CONSTELLATION BRANDS INC-A	Long-Term	01/13/10	04/04/12	\$ 24 66	\$ 15 88	\$ 739 74	\$ 476 48	\$ 263 26
888-02081	91 91	OVERLAY A PORTFOLIO CLASS 1	Long-Term	04/14/10	03/30/12	\$ 10 88	\$ 10 99	\$ 1,000 00	\$ 1,010 11	\$ (10 11)
888-02081	20 00	TRAVELERS COS INC/THE	Long-Term	03/07/11	03/28/12	\$ 58 82	\$ 59 03	\$ 1,176 35	\$ 1,180 60	\$ (4 25)
888-02081	60 00	TRAVELERS COS INC/THE	Long-Term	01/18/11	03/28/12	\$ 58 82	\$ 54 64	\$ 3,529 06	\$ 3,278 33	\$ 250 73
888-02081	25 00	TRAVELERS COS INC/THE	Long-Term	08/08/08	03/28/12	\$ 58 82	\$ 43 87	\$ 1,470 44	\$ 1,096 80	\$ 373 64
888-02081	25 00	DOW CHEMICAL	Long-Term	03/01/11	03/27/12	\$ 35 52	\$ 36 65	\$ 888 01	\$ 916 32	\$ (28 31)
888-02081	17 00	DOW CHEMICAL	Long-Term	01/18/11	03/27/12	\$ 35 52	\$ 36 00	\$ 603 85	\$ 611 94	\$ (8 09)
888-02081	38 00	DOW CHEMICAL	Long-Term	07/09/10	03/27/12	\$ 35 52	\$ 25 57	\$ 1,349 78	\$ 971 76	\$ 378 02
888-02081	20 00	BROADCOM CORP-CL A	Long-Term	11/10/09	03/27/12	\$ 39 19	\$ 25 26	\$ 783 86	\$ 505 29	\$ 278 57
888-02081	30 00	DTE ENERGY COMPANY	Long-Term	03/21/11	03/26/12	\$ 55 35	\$ 47 64	\$ 1,660 42	\$ 1,429 27	\$ 231 15
888-02081	3 00	GOLDMAN SACHS GROUP INC	Long-Term	01/18/11	03/20/12	\$ 126 74	\$ 174 15	\$ 380 23	\$ 522 46	\$ (142 23)

BONNER FAMILY FOUNDATION
 EIN #77-0046990
 FORM 990-PF
 TAX YEAR ENDED 9/30/2012
 CAPITAL GAIN AND LOSS SUMMARY AND DETAIL

B
BERNSTEIN
 Global Wealth Management

Capital Gains and Losses: Details
 Account BONNER FAMILY FOUNDATION (888-02081)
 10/01/2011 - 09/30/2012

Capital Gains and Losses										
Account No.	Qty	Description	Type	Open Date	Close Date	Sale Price	Unit Cost	Total Proceeds	Total Cost	Gain/(Loss)
888-02081	15 00	ALLERGAN INC	Long-Term	01/18/11	03/13/12	\$ 92 39	\$ 72 13	\$ 1,385 85	\$ 1,081 93	\$ 303 92
888-02081	12 00	GOLDMAN SACHS GROUP INC	Long-Term	01/18/11	03/13/12	\$ 118 50	\$ 174 15	\$ 1,422 00	\$ 2,089 82	\$ (667 82)
888-02081	15 00	STARBUCKS CORP	Long-Term	01/18/11	03/13/12	\$ 51 24	\$ 33 04	\$ 768 60	\$ 495 67	\$ 272 93
888-02081	5 00	GOLDMAN SACHS GROUP INC	Long-Term	08/03/10	03/13/12	\$ 118 50	\$ 153 55	\$ 592 50	\$ 767 73	\$ (175 23)
888-02081	6 00	APPLE INC	Long-Term	08/08/08	03/07/12	\$ 527 17	\$ 167 82	\$ 3,163 03	\$ 1,006 89	\$ 2,156 14
888-02081	26 00	JPMORGAN CHASE & CO	Long-Term	05/14/09	03/06/12	\$ 39 31	\$ 35 06	\$ 1,022 16	\$ 911 50	\$ 110 66
888-02081	10 00	DEVON ENERGY CORPORATION	Long-Term	02/24/11	02/28/12	\$ 75 59	\$ 88 47	\$ 755 90	\$ 884 71	\$ (128 81)
888-02081	160 00	DELTA AIR LINES INC	Long-Term	02/14/11	02/28/12	\$ 9 87	\$ 11 74	\$ 1,579 45	\$ 1,878 95	\$ (299 50)
888-02081	110 00	GANNETT CO	Long-Term	01/14/11	02/28/12	\$ 15 26	\$ 14 87	\$ 1,678 60	\$ 1,636 24	\$ 42 36
888-02081	30 00	ALTRIA GROUP INC	Long-Term	03/25/10	02/28/12	\$ 30 03	\$ 20 56	\$ 900 90	\$ 616 71	\$ 284 19
888-02081	10 00	MONSANTO CO	Long-Term	02/17/11	02/23/12	\$ 77 69	\$ 73 85	\$ 776 87	\$ 738 48	\$ 38 39
888-02081	21 00	POTASH CORP OF SASKATCHEWAN	Long-Term	01/18/11	02/23/12	\$ 46 55	\$ 57 66	\$ 977 45	\$ 1,210 90	\$ (233 45)
888-02081	2 00	DOW CHEMICAL	Long-Term	07/09/10	02/22/12	\$ 33 83	\$ 25 58	\$ 67 66	\$ 51 15	\$ 16 51
888-02081	33 00	DOW CHEMICAL	Long-Term	06/03/10	02/22/12	\$ 33 83	\$ 26 07	\$ 1,116 40	\$ 860 16	\$ 256 24
888-02081	20 00	CITRIX SYSTEMS INC	Long-Term	01/18/11	02/21/12	\$ 73 64	\$ 67 57	\$ 1,472 87	\$ 1,351 43	\$ 121 44
888-02081	5 00	APPLE INC	Long-Term	08/08/08	02/16/12	\$ 492 61	\$ 167 81	\$ 2,463 04	\$ 839 07	\$ 1,623 97
888-02081	10 00	UNITED PARCEL SERVICE-CL B	Long-Term	01/18/11	02/14/12	\$ 76 85	\$ 72 85	\$ 768 50	\$ 728 52	\$ 39 98
888-02081	35 00	JOHNSON CONTROLS INC	Long-Term	01/11/10	02/13/12	\$ 33 30	\$ 28 84	\$ 1,165 61	\$ 1,009 30	\$ 156 31
888-02081	25 00	ORACLE CORP	Long-Term	01/18/11	02/08/12	\$ 28 67	\$ 31 38	\$ 716 70	\$ 784 43	\$ (67 73)
888-02081	45 00	GENERAL MOTORS CO	Long-Term	01/14/11	02/08/12	\$ 25 81	\$ 38 32	\$ 1,161 46	\$ 1,724 48	\$ (563 02)
888-02081	20 00	DANAHER CORP	Long-Term	05/15/09	02/08/12	\$ 52 21	\$ 29 06	\$ 1,044 11	\$ 581 12	\$ 462 99
888-02081	30 00	INTUIT INC	Long-Term	01/18/11	02/07/12	\$ 57 42	\$ 47 16	\$ 1,722 53	\$ 1,414 86	\$ 307 67
888-02081	10 00	JOHNSON CONTROLS INC	Long-Term	01/11/10	02/07/12	\$ 33 03	\$ 28 84	\$ 330 31	\$ 288 37	\$ 41 94

BONNER FAMILY FOUNDATION
 EIN #77-0046990
 FORM 990-PF
 TAX YEAR ENDED 9/30/2012
 CAPITAL GAIN AND LOSS SUMMARY AND DETAIL



Capital Gains and Losses: Details
 Account: BONNER FAMILY FOUNDATION (888-02081)
 10/01/2011 - 09/30/2012

Capital Gains and Losses										
Account No.	Qty	Description	Type	Open Date	Close Date	Sale Price	Unit Cost	Total Proceeds	Total Cost	Gain/(Loss)
888-02081	25 00	JOHNSON CONTROLS INC	Long-Term	11/20/09	02/07/12	\$ 33 03	\$ 26 97	\$ 825 77	\$ 674 26	\$ 151 51
888-02081	15 00	MARATHON PETROLEUM CORP	Long-Term	07/09/10	02/06/12	\$ 44 79	\$ 25 11	\$ 671 91	\$ 376 63	\$ 295 28
888-02081	283 84	BERNSTEIN INTERNATIONAL PORTFOLIO	Long-Term	12/11/07	02/06/12	\$ 13 74	\$ 25 26	\$ 3,900 00	\$ 7,169 87	\$ (3,269 87)
888-02081	60 00	INGERSOLL-RAND PLC	Long-Term	11/09/09	02/02/12	\$ 36 27	\$ 33 97	\$ 2,176 24	\$ 2,038 12	\$ 138 12
888-02081	10 00	UNITED PARCEL SERVICE-CL B	Long-Term	01/18/11	02/01/12	\$ 76 65	\$ 72 85	\$ 766 54	\$ 728 52	\$ 38 02
888-02081	24 00	LOWE'S COS INC	Long-Term	07/06/10	01/31/12	\$ 26 85	\$ 20 08	\$ 644 40	\$ 481 96	\$ 162 44
888-02081	25 00	ORACLE CORP	Long-Term	01/18/11	01/30/12	\$ 28 63	\$ 31 38	\$ 715 64	\$ 784 43	\$ (68 79)
888-02081	5 00	AMAZON COM INC	Long-Term	07/06/10	01/30/12	\$ 191 99	\$ 111 34	\$ 959 94	\$ 556 72	\$ 403 22
888-02081	20 00	BROADCOM CORP-CL A	Long-Term	11/10/09	01/30/12	\$ 34 46	\$ 28 05	\$ 689 20	\$ 561 09	\$ 128 11
888-02081	5 00	MARATHON PETROLEUM CORP	Long-Term	07/09/10	01/25/12	\$ 38 50	\$ 25 11	\$ 192 52	\$ 125 55	\$ 66 97
888-02081	28 00	MARATHON PETROLEUM CORP	Long-Term	07/02/10	01/25/12	\$ 38 50	\$ 23 94	\$ 1,078 14	\$ 670 30	\$ 407 84
888-02081	27 00	MARATHON PETROLEUM CORP	Long-Term	05/24/10	01/25/12	\$ 38 50	\$ 25 31	\$ 1,039 63	\$ 683 50	\$ 356 13
888-02081	25 00	BROADCOM CORP-CL A	Long-Term	11/10/09	01/24/12	\$ 35 05	\$ 28 05	\$ 876 26	\$ 701 36	\$ 174 90
888-02081	677 71	BERNSTEIN INTERNATIONAL PORTFOLIO	Long-Term	12/11/07	01/23/12	\$ 13 28	\$ 25 26	\$ 9,000 00	\$ 17,118 99	\$ (8,118 99)
888-02081	10 00	JOHNSON CONTROLS INC	Long-Term	11/20/09	01/19/12	\$ 32 50	\$ 26 97	\$ 325 04	\$ 269 70	\$ 55 34
888-02081	15 00	JOHNSON CONTROLS INC	Long-Term	08/10/09	01/19/12	\$ 32 50	\$ 26 11	\$ 487 55	\$ 391 60	\$ 95 95
888-02081	50 00	EMC CORP/MASS	Long-Term	10/20/09	01/13/12	\$ 22 27	\$ 17 84	\$ 1,113 59	\$ 891 94	\$ 221 65
888-02081	2 00	GOOGLE INC-CL A	Long-Term	08/01/08	01/13/12	\$ 624 02	\$ 469 76	\$ 1,248 05	\$ 939 52	\$ 308 53
888-02081	29 93	OVERLAY A PORTFOLIO CLASS 1	Long-Term	04/14/10	01/12/12	\$ 10 28	\$ 10 99	\$ 307 63	\$ 328 88	\$ (21 25)

BONNER FAMILY FOUNDATION
 EIN #77-0046990
 FORM 990-PF
 TAX YEAR ENDED 9/30/2012
 CAPITAL GAIN AND LOSS SUMMARY AND DETAIL

B
BERNSTEIN
 Global Wealth Management

Capital Gains and Losses: Details
 Account BONNER FAMILY FOUNDATION (888-02081)
 10/01/2011 - 09/30/2012

Capital Gains and Losses										
Account No.	Qty	Description	Type	Open Date	Close Date	Sale Price	Unit Cost	Total Proceeds	Total Cost	Gain/(Loss)
888-02081	85 00	MARATHON OIL CORP	Long-Term	05/24/10	01/11/12	\$ 30 66	\$ 19 35	\$ 2,606 30	\$ 1,644 68	\$ 961 62
888-02081	1 00	GOOGLE INC-CL A	Long-Term	08/01/08	01/06/12	\$ 652 87	\$ 469 76	\$ 652 87	\$ 469 76	\$ 183 11
888-02081	40 00	LOWE'S COS INC	Long-Term	07/06/10	12/21/11	\$ 25 64	\$ 20 08	\$ 1,025 46	\$ 803 28	\$ 222 18
888-02081	2 00	COMCAST CORP-CL A	Long-Term	07/06/10	12/13/11	\$ 23 39	\$ 17 75	\$ 46 78	\$ 35 55	\$ 11 23
888-02081	21 00	CONOCOPHILLIPS	Long-Term	11/13/09	12/07/11	\$ 72 27	\$ 52 81	\$ 1,517 57	\$ 1,109 05	\$ 408 52
888-02081	12 00	JPMORGAN CHASE & CO	Long-Term	12/13/09	12/05/11	\$ 33 73	\$ 41 13	\$ 404 81	\$ 493 56	\$ (88 75)
888-02081	8 00	JPMORGAN CHASE & CO	Long-Term	06/12/09	12/05/11	\$ 33 73	\$ 34 99	\$ 269 87	\$ 279 91	\$ (10 04)
888-02081	557 94	BERNSTEIN INTERMEDIATE DURATION PORTFOLIO	Long-Term	12/08/04	11/30/11	\$ 14 08	\$ 13 49	\$ 7,855 84	\$ 7,526 65	\$ 329 19
888-02081	152 28	BERNSTEIN INTERMEDIATE DURATION PORTFOLIO	Long-Term	09/30/04	11/30/11	\$ 14 08	\$ 13 41	\$ 2,144 16	\$ 2,042 13	\$ 102 03
888-02081	30 00	GILEAD SCIENCES INC	Long-Term	03/12/10	11/22/11	\$ 38 54	\$ 47 42	\$ 1,156 29	\$ 1,422 50	\$ (266 21)
888-02081	1 00	GILEAD SCIENCES INC	Long-Term	03/12/10	11/22/11	\$ 38 54	\$ 47 42	\$ 38 54	\$ 47 42	\$ (8 88)
888-02081	22 00	GILEAD SCIENCES INC	Long-Term	03/18/09	11/22/11	\$ 38 54	\$ 45 74	\$ 847 95	\$ 1,006 20	\$ (158 25)
888-02081	25 00	GILEAD SCIENCES INC	Long-Term	11/19/08	11/22/11	\$ 38 54	\$ 44 49	\$ 963 57	\$ 1,112 19	\$ (148 62)
888-02081	27 00	GILEAD SCIENCES INC	Long-Term	08/04/08	11/22/11	\$ 38 54	\$ 54 03	\$ 1,040 66	\$ 1,458 90	\$ (418 24)
888-02081	23 00	JPMORGAN CHASE & CO	Long-Term	05/14/09	11/21/11	\$ 29 76	\$ 35 06	\$ 684 52	\$ 806 33	\$ (121 81)
888-02081	707 21	BERNSTEIN INTERMEDIATE DURATION PORTFOLIO	Long-Term	09/30/04	11/21/11	\$ 14 14	\$ 13 41	\$ 10,000 00	\$ 9,483 74	\$ 516 26
888-02081	17 00	DOW CHEMICAL	Long-Term	06/03/10	11/18/11	\$ 26 07	\$ 26 07	\$ 443 21	\$ 443 11	\$ 0 10
888-02081	15 00	DOW CHEMICAL	Long-Term	03/12/10	11/18/11	\$ 26 07	\$ 30 10	\$ 391 07	\$ 451 44	\$ (60 37)
888-02081	4 00	GOLDMAN SACHS GROUP INC	Long-Term	08/02/10	11/17/11	\$ 92 56	\$ 152 26	\$ 370 25	\$ 609 04	\$ (238 79)
888-02081	6 00	GOLDMAN SACHS GROUP INC	Long-Term	07/28/10	11/17/11	\$ 92 56	\$ 148 28	\$ 555 37	\$ 889 68	\$ (334 31)
888-02081	10 00	NOBLE ENERGY INC	Long-Term	03/18/10	11/17/11	\$ 92 91	\$ 74 70	\$ 929 14	\$ 746 98	\$ 182 16
888-02081	25 00	JOHNSON CONTROLS INC	Long-Term	08/10/09	11/17/11	\$ 29 80	\$ 26 11	\$ 744 94	\$ 652 68	\$ 92 26

BONNER FAMILY FOUNDATION
 EIN #77-0046990
 FORM 990-PF
 TAX YEAR ENDED 9/30/2012
 CAPITAL GAIN AND LOSS SUMMARY AND DETAIL



Capital Gains and Losses: Details
 Account BONNER FAMILY FOUNDATION (888-02081)
 10/01/2011 - 09/30/2012

Capital Gains and Losses										
Account No.	Qty	Description	Type	Open Date	Close Date	Sale Price	Unit Cost	Total Proceeds	Total Cost	Gain/(Loss)
888-02081	20 00	MARATHON PETROLEUM CORP	Long-Term	05/24/10	11/16/11	\$ 34 40	\$ 25 32	\$ 688 00	\$ 506 30	\$ 181 70
888-02081	20 44	BERNSTEIN INTERMEDIATE DURATION PORTFOLIO	Long-Term	09/30/04	11/16/11	\$ 14 14	\$ 13 41	\$ 289 05	\$ 274 13	\$ 14 92
888-02081	333 17	BERNSTEIN INTERMEDIATE DURATION PORTFOLIO	Long-Term	03/16/04	11/16/11	\$ 14 14	\$ 13 68	\$ 4,710 95	\$ 4,557 70	\$ 153 25
888-02081	31 00	COMCAST CORP-CL A	Long-Term	03/31/10	11/15/11	\$ 22 07	\$ 18 81	\$ 684 28	\$ 583 19	\$ 101 09
888-02081	32 00	JPMORGAN CHASE & CO	Long-Term	05/14/09	11/11/11	\$ 33 38	\$ 35 06	\$ 1,068 26	\$ 1,121 85	\$ (53 59)
888-02081	42 00	COMCAST CORP-CL A	Long-Term	03/31/10	11/09/11	\$ 21 87	\$ 18 81	\$ 918 58	\$ 790 13	\$ 128 45
888-02081	46 00	WELLS FARGO & COMPANY	Long-Term	01/27/10	11/07/11	\$ 25 19	\$ 27 75	\$ 1,158 63	\$ 1,276 62	\$ (117 99)
888-02081	20 00	DELL INC	Long-Term	11/23/09	11/07/11	\$ 15 27	\$ 14 69	\$ 305 46	\$ 293 88	\$ 11 58
888-02081	10 00	GOLDMAN SACHS GROUP INC	Long-Term	07/16/10	11/01/11	\$ 104 82	\$ 150 08	\$ 1,048 17	\$ 1,500 81	\$ (452 64)
888-02081	55 00	SMITHFIELD FOODS INC	Long-Term	07/08/10	10/31/11	\$ 23 05	\$ 14 83	\$ 1,267 94	\$ 815 50	\$ 452 44
888-02081	29 00	CONOCOPHILLIPS	Long-Term	11/13/09	10/28/11	\$ 71 90	\$ 52 81	\$ 2,085 14	\$ 1,531 54	\$ 553 60
888-02081	11 00	CONOCOPHILLIPS	Long-Term	11/06/09	10/28/11	\$ 71 90	\$ 51 96	\$ 790 92	\$ 571 61	\$ 219 31
888-02081	15 00	CELGENE CORP	Long-Term	07/06/10	10/26/11	\$ 66 43	\$ 50 26	\$ 996 43	\$ 753 91	\$ 242 52
888-02081	1 00	NVR INC	Long-Term	10/12/09	10/24/11	\$ 652 71	\$ 662 95	\$ 652 70	\$ 662 95	\$ (10 25)
888-02081	1 00	NVR INC	Long-Term	07/08/09	10/24/11	\$ 652 71	\$ 481 37	\$ 652 71	\$ 481 37	\$ 171 34
888-02081	10 00	CELGENE CORP	Long-Term	08/04/08	10/20/11	\$ 65 97	\$ 73 21	\$ 659 66	\$ 732 05	\$ (72 39)
888-02081	29 40	OVERLAY A PORTFOLIO CLASS 1	Long-Term	04/14/10	10/12/11	\$ 11 10	\$ 10 99	\$ 326 34	\$ 323 11	\$ 3 23
888-02081	20 00	THE WALT DISNEY CO	Long-Term	03/31/09	10/11/11	\$ 32 55	\$ 18 07	\$ 650 94	\$ 361 46	\$ 289 48
888-02081	5 00	BUNGE LTD	Long-Term	08/02/10	10/10/11	\$ 56 46	\$ 52 11	\$ 282 31	\$ 260 57	\$ 21 74
888-02081	10 00	NOBLE ENERGY INC	Long-Term	03/18/10	10/07/11	\$ 75 07	\$ 74 70	\$ 750 69	\$ 746 98	\$ 3 71
888-02081	45 00	NEXEN INC	Long-Term	08/02/10	10/06/11	\$ 15 99	\$ 21 15	\$ 719 55	\$ 951 73	\$ (232 18)
888-02081	140 00	NEXEN INC	Long-Term	07/06/10	10/06/11	\$ 15 99	\$ 19 79	\$ 2,238 60	\$ 2,770 77	\$ (532 17)

BONNER FAMILY FOUNDATION
 EIN #77-0046990
 FORM 990-PF
 TAX YEAR ENDED 9/30/2012
 CAPITAL GAIN AND LOSS SUMMARY AND DETAIL



Capital Gains and Losses: Details
 Account: BONNER FAMILY FOUNDATION (888-02081)
 10/01/2011 - 09/30/2012

Capital Gains and Losses										
Account No.	Qty.	Description	Type	Open Date	Close Date	Sale Price	Unit Cost	Total Proceeds	Total Cost	Gain/(Loss)
888-02081	2,005.87	OVERLAY A PORTFOLIO CLASS 1	Long-Term	04/14/10	10/06/11	\$ 11.07	\$ 10.99	\$ 22,205.00	\$ 22,044.53	\$ 160.47
888-02081	921.76	OVERLAY B PORTFOLIO CLASS 1	Long-Term	04/14/10	10/06/11	\$ 10.80	\$ 10.38	\$ 9,955.00	\$ 9,567.86	\$ 387.14
888-02081	19.00	BUNGE LTD	Long-Term	08/02/10	10/05/11	\$ 57.15	\$ 52.12	\$ 1,085.81	\$ 990.19	\$ 95.62
								\$ 380,200.29	\$ 371,131.35	\$ 9,068.94
888-02081	16.00	BUNGE LTD	Zero Cost	01/01/50	10/10/11	\$ 56.46	\$ -	\$ 903.41	\$ -	\$ 903.41
		Total						\$ 649,206.06	\$ 636,411.84	\$ 12,794.22

BONNER FAMILY FOUNDATION
 EIN #77-0046990
 FORM 990-PF
 TAX YEAR ENDED 9/30/2012
 CAPITAL GAIN AND LOSS SUMMARY AND DETAIL



Capital Gains Distribution from Bernstein Funds: Details
 Account: BONNER FAMILY FOUNDATION (888-02081)
 10/01/2011 - 09/30/2012

Account No.	Income Date	Description	Net Amount
-------------	-------------	-------------	------------

LT Cap Gains Distribution from Bernstein Funds			
Account No.	Income Date	Description	Net Amount
888-02081	12/19/2011	BERNSTEIN EMERGING MARKETS PORTFOLIO LONG CAPITAL GAIN	\$ 1,031.99
888-02081	12/19/2011	BERNSTEIN INTERMEDIATE DURATION PORTFOLIO LONG CAPITAL GAIN	3,785.55
888-02081	12/16/2011	OVERLAY A PORTFOLIO CLASS 1 LONG CAPITAL GAIN	14,822.63
888-02081	12/16/2011	OVERLAY B PORTFOLIO CLASS 1 LONG CAPITAL GAIN	729.75
			\$ 20,369.92