



See a Social Security Number? Say Something!
Report Privacy Problems to <https://public.resource.org/privacy>
Or call the IRS Identity Theft Hotline at 1-800-908-4490



Part II

Balance Sheets

Attached schedules and amounts in the description column should be for end-of-year amounts only (See instructions)

		Beginning of year	End of year		
		(a) Book Value	(b) Book Value	(c) Fair Market Value	
Assets	1	Cash—non-interest-bearing	5,744,505	9,194,347	9,194,348
	2	Savings and temporary cash investments			
	3	Accounts receivable ▶ _____ Less allowance for doubtful accounts ▶ _____			
	4	Pledges receivable ▶ _____ Less allowance for doubtful accounts ▶ _____			
	5	Grants receivable			
	6	Receivables due from officers, directors, trustees, and other disqualified persons (attach schedule) (see page 15 of the instructions)			
	7	Other notes and loans receivable (attach schedule) ▶ _____ Less allowance for doubtful accounts ▶ _____			
	8	Inventories for sale or use			
	9	Prepaid expenses and deferred charges			
	10a	Investments—U S and state government obligations (attach schedule)	7,985,288	7,163,688	7,404,310
	b	Investments—corporate stock (attach schedule)	6,904,998	6,781,769	8,715,950
	c	Investments—corporate bonds (attach schedule).	1,143,405	1,493,405	1,555,038
	11	Investments—land, buildings, and equipment basis ▶ _____ Less accumulated depreciation (attach schedule) ▶ _____			
	12	Investments—mortgage loans			
	13	Investments—other (attach schedule)			
	14	Land, buildings, and equipment basis ▶ _____ Less accumulated depreciation (attach schedule) ▶ _____			
15	Other assets (describe ▶ _____)	6,696	254	18,452,075	
16	Total assets (to be completed by all filers—see the instructions Also, see page 1, item I)	21,784,892	24,633,463	45,321,721	
Liabilities	17	Accounts payable and accrued expenses	5,100,109	7,923,218	
	18	Grants payable			
	19	Deferred revenue			
	20	Loans from officers, directors, trustees, and other disqualified persons			
	21	Mortgages and other notes payable (attach schedule)			
	22	Other liabilities (describe ▶ _____)			
	23	Total liabilities (add lines 17 through 22)	5,100,109	7,923,218	
Net Assets or Fund Balances	Foundations that follow SFAS 117, check here ▶ <input type="checkbox"/> and complete lines 24 through 26 and lines 30 and 31.				
	24	Unrestricted			
	25	Temporarily restricted			
	26	Permanently restricted			
	Foundations that do not follow SFAS 117, check here ▶ <input checked="" type="checkbox"/> and complete lines 27 through 31.				
	27	Capital stock, trust principal, or current funds	2,476,468	2,476,468	
	28	Paid-in or capital surplus, or land, bldg , and equipment fund	12,169,681	12,169,681	
	29	Retained earnings, accumulated income, endowment, or other funds	2,038,634	2,064,096	
	30	Total net assets or fund balances (see page 17 of the instructions)	16,684,783	16,710,245	
31	Total liabilities and net assets/fund balances (see page 17 of the instructions)	21,784,892	24,633,463		

Part III

Analysis of Changes in Net Assets or Fund Balances

1	Total net assets or fund balances at beginning of year—Part II, column (a), line 30 (must agree with end-of-year figure reported on prior year’s return)	1	16,684,783
2	Enter amount from Part I, line 27a	2	52,488
3	Other increases not included in line 2 (itemize) ▶ _____	3	-27,026
4	Add lines 1, 2, and 3	4	16,710,245
5	Decreases not included in line 2 (itemize) ▶ _____	5	
6	Total net assets or fund balances at end of year (line 4 minus line 5)—Part II, column (b), line 30	6	16,710,245

Part IV Capital Gains and Losses for Tax on Investment Income

(a) List and describe the kind(s) of property sold (e g , real estate, 2-story brick warehouse, or common stock, 200 shs MLC Co)		(b) How acquired P—Purchase D—Donation	(c) Date acquired (mo , day, yr)	(d) Date sold (mo , day, yr)
1a	See Additional Data Table			
b				
c				
d				
e				

(e) Gross sales price	(f) Depreciation allowed (or allowable)	(g) Cost or other basis plus expense of sale	(h) Gain or (loss) (e) plus (f) minus (g)
a	See Additional Data Table		
b			
c			
d			
e			

Complete only for assets showing gain in column (h) and owned by the foundation on 12/31/69			(I) Gains (Col (h) gain minus col (k), but not less than -0-) or Losses (from col (h))
(i) F M V as of 12/31/69	(j) Adjusted basis as of 12/31/69	(k) Excess of col (i) over col (j), if any	
a	See Additional Data Table		
b			
c			
d			
e			

2	Capital gain net income or (net capital loss)	{ If gain, also enter in Part I, line 7 If (loss), enter -0- in Part I, line 7 }	2	214,699
3	Net short-term capital gain or (loss) as defined in sections 1222(5) and (6) If gain, also enter in Part I, line 8, column (c) (see pages 13 and 17 of the instructions) If (loss), enter -0- in Part I, line 8		3	41,341

Part V Qualification Under Section 4940(e) for Reduced Tax on Net Investment Income

(For optional use by domestic private foundations subject to the section 4940(a) tax on net investment income)

If section 4940(d)(2) applies, leave this part blank

Was the foundation liable for the section 4942 tax on the distributable amount of any year in the base period? ☐ Yes ☒ No

If "Yes," the foundation does not qualify under section 4940(e) Do not complete this part

1 Enter the appropriate amount in each column for each year, see page 18 of the instructions before making any entries

(a) Base period years Calendar year (or tax year beginning in)	(b) Adjusted qualifying distributions	(c) Net value of noncharitable-use assets	(d) Distribution ratio (col (b) divided by col (c))
2010	3,607,483	37,277,128	0 096775
2009	3,336,553	36,945,113	0 090311
2008	6,851,353	38,876,443	0 176234
2007	6,646,207	43,059,376	0 154350
2006	6,132,557	41,444,526	0 147970

2	Total of line 1, column (d).	2	0 665640
3	Average distribution ratio for the 5-year base period—divide the total on line 2 by 5, or by the number of years the foundation has been in existence if less than 5 years	3	0 133128
4	Enter the net value of noncharitable-use assets for 2011 from Part X, line 5.	4	39,546,055
5	Multiply line 4 by line 3.	5	5,264,687
6	Enter 1% of net investment income (1% of Part I, line 27b).	6	81,891
7	Add lines 5 and 6.	7	5,346,578
8	Enter qualifying distributions from Part XII, line 4.	8	5,110,915

If line 8 is equal to or greater than line 7, check the box in Part VI, line 1b, and complete that part using a 1% tax rate See the Part VI instructions on page 18

Part VIExcise Tax Based on Investment Income (Section 4940(a), 4940(b), 4940(e), or 4948—see page 18 of the instructions)








1a		Exempt operating foundations described in section 4940(d)(2), check here <input type="checkbox"/> and enter "N/A" on line 1				
		Date of ruling or determination letter _____ (attach copy of letter if necessary—see instructions)				
b		Domestic foundations that meet the section 4940(e) requirements in Part V, check here <input type="checkbox"/> and enter 1% of Part I, line 27b		1	163,783	
c		All other domestic foundations enter 2% of line 27b Exempt foreign organizations enter 4% of Part I, line 12, col (b)				
2		Tax under section 511 (domestic section 4947(a)(1) trusts and taxable foundations only Others enter -0-)		2		
3		Add lines 1 and 2.		3	163,783	
4		Subtitle A (income) tax (domestic section 4947(a)(1) trusts and taxable foundations only Others enter -0-)		4		
5		Tax based on investment income. Subtract line 4 from line 3 If zero or less, enter -0-		5	163,783	
6		Credits/Payments				
a		2011 estimated tax payments and 2010 overpayment credited to 2011	6a	187,150		
b		Exempt foreign organizations—tax withheld at source	6b			
c		Tax paid with application for extension of time to file (Form 8868)	6c			
d		Backup withholding erroneously withheld	6d			
7		Total credits and payments Add lines 6a through 6d.		7	187,150	
8		Enter any penalty for underpayment of estimated tax Check here <input checked="" type="checkbox"/> if Form 2220 is attached		8		
9		Tax due. If the total of lines 5 and 8 is more than line 7, enter amount owed		9		
10		Overpayment. If line 7 is more than the total of lines 5 and 8, enter the amount overpaid.		10	23,367	
11		Enter the amount of line 10 to be Credited to 2012 estimated tax	23,367	Refunded	11	

Part VII-AStatements Regarding Activities

1a	During the tax year, did the foundation attempt to influence any national, state, or local legislation or did it participate or intervene in any political campaign?		Yes	No
		1a		No
b	Did it spend more than \$100 during the year (either directly or indirectly) for political purposes (see page 19 of the instructions for definition)?			No
	If the answer is "Yes" to 1a or 1b, attach a detailed description of the activities and copies of any materials published or distributed by the foundation in connection with the activities.			
c	Did the foundation file Form 1120-POL for this year?	1c		No
d	Enter the amount (if any) of tax on political expenditures (section 4955) imposed during the year (1) On the foundation \$ _____ (2) On foundation managers \$ _____			
e	Enter the reimbursement (if any) paid by the foundation during the year for political expenditure tax imposed on foundation managers \$ _____			
2	Has the foundation engaged in any activities that have not previously been reported to the IRS?	2		No
	If "Yes," attach a detailed description of the activities.			
3	Has the foundation made any changes, not previously reported to the IRS, in its governing instrument, articles of incorporation, or bylaws, or other similar instruments? If "Yes," attach a conformed copy of the changes	3		No
4a	Did the foundation have unrelated business gross income of \$1,000 or more during the year?	4a		No
b	If "Yes," has it filed a tax return on Form 990-T for this year?	4b		
5	Was there a liquidation, termination, dissolution, or substantial contraction during the year?	5		No
	If "Yes," attach the statement required by General Instruction T.			
6	Are the requirements of section 508(e) (relating to sections 4941 through 4945) satisfied either <ul style="list-style-type: none">By language in the governing instrument, orBy state legislation that effectively amends the governing instrument so that no mandatory directions that conflict with the state law remain in the governing instrument?	6	Yes	
7	Did the foundation have at least \$5,000 in assets at any time during the year? If "Yes," complete Part II, col (c), and Part XV	7	Yes	
8a	Enter the states to which the foundation reports or with which it is registered (see page 19 of the instructions) TX _____			
b	If the answer is "Yes" to line 7, has the foundation furnished a copy of Form 990-PF to the Attorney General (or designate) of each state as required by General Instruction G? If "No," attach explanation .	8b	Yes	
9	Is the foundation claiming status as a private operating foundation within the meaning of section 4942(j)(3) or 4942(j)(5) for calendar year 2011 or the taxable year beginning in 2011 (see instructions for Part XIV on page 27)? If "Yes," complete Part XIV	9		No
10	Did any persons become substantial contributors during the tax year? If "Yes," attach a schedule listing their names and addresses	10		No




















Part VII-A

Statements Regarding Activities *(continued)*

11	At any time during the year, did the foundation, directly or indirectly, own a controlled entity within the meaning of section 512(b)(13)? If "Yes," attach schedule (see page 20 of the instructions).	11		No
12	Did the foundation acquire a direct or indirect interest in any applicable insurance contract before August 17, 2008?	12		No
13	Did the foundation comply with the public inspection requirements for its annual returns and exemption application? Website address  N/A	13	Yes	
14	The books are in care of  AMARILLO NATIONAL BANK TRUST DEPT Telephone no  (806) 378-8000 Located at  PO BOX 1 AMARILLO TX ZIP+4  79105			
15	Section 4947(a)(1) nonexempt charitable trusts filing Form 990-PF in lieu of Form 1041 —Check here  and enter the amount of tax-exempt interest received or accrued during the year.	15		
16	At any time during calendar year 2011, did the foundation have an interest in or a signature or other authority over a bank, securities, or other financial account in a foreign country?	16	Yes	No
See the instructions for exceptions and filing requirements for Form TD F 90-22.1 If "Yes", enter the name of the foreign country 				

Part VII-B

Statements Regarding Activities for Which Form 4720 May Be Required

File Form 4720 if any item is checked in the "Yes" column, unless an exception applies.			Yes	No
1a	During the year did the foundation (either directly or indirectly) (1) Engage in the sale or exchange, or leasing of property with a disqualified person?  Yes  No (2) Borrow money from, lend money to, or otherwise extend credit to (or accept it from) a disqualified person?.  Yes  No (3) Furnish goods, services, or facilities to (or accept them from) a disqualified person?  Yes  No (4) Pay compensation to, or pay or reimburse the expenses of, a disqualified person?  Yes  No (5) Transfer any income or assets to a disqualified person (or make any of either available for the benefit or use of a disqualified person)?.  Yes  No (6) Agree to pay money or property to a government official? (Exception. Check "No" if the foundation agreed to make a grant to or to employ the official for a period after termination of government service, if terminating within 90 days).  Yes  No			
b	If any answer is "Yes" to 1a(1)–(6), did any of the acts fail to qualify under the exceptions described in Regulations section 53.4941(d)-3 or in a current notice regarding disaster assistance (see page 20 of the instructions)?. Organizations relying on a current notice regarding disaster assistance check here. 	1b		No
c	Did the foundation engage in a prior year in any of the acts described in 1a, other than excepted acts, that were not corrected before the first day of the tax year beginning in 2011?.	1c		
2	Taxes on failure to distribute income (section 4942) (does not apply for years the foundation was a private operating foundation defined in section 4942(j)(3) or 4942(j)(5))			
a	At the end of tax year 2011, did the foundation have any undistributed income (lines 6d and 6e, Part XIII) for tax year(s) beginning before 2011?.  Yes  No If "Yes," list the years  20____, 20____, 20____, 20____			
b	Are there any years listed in 2a for which the foundation is not applying the provisions of section 4942(a)(2) (relating to incorrect valuation of assets) to the year's undistributed income? (If applying section 4942(a)(2) to all years listed, answer "No" and attach statement—see page 20 of the instructions).	2b		
c	If the provisions of section 4942(a)(2) are being applied to any of the years listed in 2a, list the years here  20____, 20____, 20____, 20____			
3a	Did the foundation hold more than a 2% direct or indirect interest in any business enterprise at any time during the year?.  Yes  No			
b	If "Yes," did it have excess business holdings in 2011 as a result of (1) any purchase by the foundation or disqualified persons after May 26, 1969, (2) the lapse of the 5-year period (or longer period approved by the Commissioner under section 4943(c)(7)) to dispose of holdings acquired by gift or bequest, or (3) the lapse of the 10-, 15-, or 20-year first phase holding period? (<i>Use Schedule C, Form 4720, to determine if the foundation had excess business holdings in 2011.</i>).	3b		
4a	Did the foundation invest during the year any amount in a manner that would jeopardize its charitable purposes?	4a		No
b	Did the foundation make any investment in a prior year (but after December 31, 1969) that could jeopardize its charitable purpose that had not been removed from jeopardy before the first day of the tax year beginning in 2011?	4b		No

Part VII-B

Statements Regarding Activities for Which Form 4720 May Be Required (continued)

5a	During the year did the foundation pay or incur any amount to			
	(1) Carry on propaganda, or otherwise attempt to influence legislation (section 4945(e))?	<input type="checkbox"/> Yes	<input checked="" type="checkbox"/> No	
	(2) Influence the outcome of any specific public election (see section 4955), or to carry on, directly or indirectly, any voter registration drive?	<input type="checkbox"/> Yes	<input checked="" type="checkbox"/> No	
	(3) Provide a grant to an individual for travel, study, or other similar purposes?	<input type="checkbox"/> Yes	<input checked="" type="checkbox"/> No	
	(4) Provide a grant to an organization other than a charitable, etc , organization described in section 509(a)(1), (2), or (3), or section 4940(d)(2)? (see page 22 of the instructions).	<input type="checkbox"/> Yes	<input checked="" type="checkbox"/> No	
	(5) Provide for any purpose other than religious, charitable, scientific, literary, or educational purposes, or for the prevention of cruelty to children or animals?	<input type="checkbox"/> Yes	<input checked="" type="checkbox"/> No	
b	If any answer is "Yes" to 5a(1)–(5), did any of the transactions fail to qualify under the exceptions described in Regulations section 53.4945 or in a current notice regarding disaster assistance (see page 22 of the instructions)? Organizations relying on a current notice regarding disaster assistance check here.	5b		
c	If the answer is "Yes" to question 5a(4), does the foundation claim exemption from the tax because it maintained expenditure responsibility for the grant? <i>If "Yes," attach the statement required by Regulations section 53.4945–5(d).</i>			
6a	Did the foundation, during the year, receive any funds, directly or indirectly, to pay premiums on a personal benefit contract?			
b	Did the foundation, during the year, pay premiums, directly or indirectly, on a personal benefit contract? <i>If "Yes" to 6b, file Form 8870.</i>	6b		No
7a	At any time during the tax year, was the foundation a party to a prohibited tax shelter transaction?			
b	If yes, did the foundation receive any proceeds or have any net income attributable to the transaction?	7b		

Part VIII

Information About Officers, Directors, Trustees, Foundation Managers, Highly Paid Employees, and Contractors

1 List all officers, directors, trustees, foundation managers and their compensation (see page 22 of the instructions).				
(a) Name and address	(b) Title, and average hours per week devoted to position	(c) Compensation (If not paid, enter -0-)	(d) Contributions to employee benefit plans and deferred compensation	(e) Expense account, other allowances
JOE BATSON BOX 708 AMARILLO,TX 79105	TRUSTEE/PT 2 00	0	0	0
MARK BIVINS BOX 708 AMARILLO,TX 79105	TRUSTEE/PT 2 00	0	0	0
RICHARD WARE BOX 1 AMARILLO,TX 79105	TRUSTEE/PT 2 00	0	0	0
2 Compensation of five highest-paid employees (other than those included on line 1—see page 23 of the instructions). If none, enter "NONE."				
(a) Name and address of each employee paid more than \$50,000	(b) Title, and average hours per week devoted to position	(c) Compensation	(d) Contributions to employee benefit plans and deferred compensation	(e) Expense account, other allowances
NONE				
Total number of other employees paid over \$50,000.				

Part VIII

Information About Officers, Directors, Trustees, Foundation Managers, Highly Paid Employees, and Contractors (continued)

3 Five highest-paid independent contractors for professional services (see page 23 of the instructions). If none, enter "NONE".		
(a) Name and address of each person paid more than \$50,000	(b) Type of service	(c) Compensation
AMARILLO NATIONAL BANK	TRUSTEE	104,353
PO BOX 1		
AMARILLO,TX 79105		
Total number of others receiving over \$50,000 for professional services.		

Part IX-A Summary of Direct Charitable Activities	
List the foundation's four largest direct charitable activities during the tax year. Include relevant statistical information such as the number of organizations and other beneficiaries served, conferences convened, research papers produced, etc.	Expenses
1	
2	
3	
4	

Part IX-B Summary of Program-Related Investments (see page 23 of the instructions)	
Describe the two largest program-related investments made by the foundation during the tax year on lines 1 and 2	Amount
1 N/A	
2	
All other program-related investments. See page 24 of the instructions.	
3	
Total. Add lines 1 through 3.	

Part X

Minimum Investment Return (All domestic foundations must complete this part. Foreign foundations, see page 24 of the instructions.)

1	Fair market value of assets not used (or held for use) directly in carrying out charitable, etc , purposes		
a	Average monthly fair market value of securities.	1a	17,761,818
b	Average of monthly cash balances.	1b	6,574,186
c	Fair market value of all other assets (see page 24 of the instructions).	1c	15,812,275
d	Total (add lines 1a, b, and c).	1d	40,148,279
e	Reduction claimed for blockage or other factors reported on lines 1a and 1c (attach detailed explanation).	1e	
2	Acquisition indebtedness applicable to line 1 assets.	2	
3	Subtract line 2 from line 1d.	3	40,148,279
4	Cash deemed held for charitable activities Enter 1 1/2% of line 3 (for greater amount, see page 25 of the instructions).	4	602,224
5	Net value of noncharitable-use assets. Subtract line 4 from line 3 Enter here and on Part V, line 4	5	39,546,055
6	Minimum investment return. Enter 5% of line 5.	6	1,977,303

Part XI

Distributable Amount (see page 25 of the instructions) (Section 4942(j)(3) and (j)(5) private operating foundations and certain foreign organizations check here ☒ and do not complete this part.)

1	Minimum investment return from Part X, line 6.	1	1,977,303
2a	Tax on investment income for 2011 from Part VI, line 5.	2a	163,783
b	Income tax for 2011 (This does not include the tax from Part VI).	2b	
c	Add lines 2a and 2b.	2c	163,783
3	Distributable amount before adjustments Subtract line 2c from line 1.	3	1,813,520
4	Recoveries of amounts treated as qualifying distributions.	4	
5	Add lines 3 and 4.	5	1,813,520
6	Deduction from distributable amount (see page 25 of the instructions).	6	
7	Distributable amount as adjusted Subtract line 6 from line 5 Enter here and on Part XIII, line 1.	7	1,813,520

Part XII

Qualifying Distributions (see page 25 of the instructions)

1	Amounts paid (including administrative expenses) to accomplish charitable, etc , purposes		
a	Expenses, contributions, gifts, etc —total from Part I, column (d), line 26.	1a	5,110,915
b	Program-related investments—total from Part IX-B.	1b	
2	Amounts paid to acquire assets used (or held for use) directly in carrying out charitable, etc , purposes.	2	
3	Amounts set aside for specific charitable projects that satisfy the		
a	Suitability test (prior IRS approval required).	3a	
b	Cash distribution test (attach the required schedule).	3b	
4	Qualifying distributions. Add lines 1a through 3b Enter here and on Part V, line 8, and Part XIII, line 4	4	5,110,915
5	Foundations that qualify under section 4940(e) for the reduced rate of tax on net investment income Enter 1% of Part I, line 27b (see page 26 of the instructions).	5	
6	Adjusted qualifying distributions. Subtract line 5 from line 4.	6	5,110,915
Note: The amount on line 6 will be used in Part V, column (b), in subsequent years when calculating whether the foundation qualifies for the section 4940(e) reduction of tax in those years			

Part XIII

Undistributed Income (see page 26 of the instructions)

	(a) Corpus	(b) Years prior to 2010	(c) 2010	(d) 2011
1 Distributable amount for 2011 from Part XI, line 7				1,813,520
2 Undistributed income, if any, as of the end of 2011				
a Enter amount for 2010 only.				
b Total for prior years 20__, 20__, 20__				
3 Excess distributions carryover, if any, to 2011				
a From 2006.				4,199,019
b From 2007.				4,636,432
c From 2008.				4,969,953
d From 2009.				1,563,229
e From 2010.				1,848,222
f Total of lines 3a through e.	17,216,855			
4 Qualifying distributions for 2011 from Part XII, line 4 ▶ \$ 5,110,915				
a Applied to 2010, but not more than line 2a				
b Applied to undistributed income of prior years (Election required—see page 26 of the instructions)				
c Treated as distributions out of corpus (Election required—see page 26 of the instructions). . .				
d Applied to 2011 distributable amount.				1,813,520
e Remaining amount distributed out of corpus	3,297,395			
5 Excess distributions carryover applied to 2011 (If an amount appears in column (d), the same amount must be shown in column (a).)				
6 Enter the net total of each column as indicated below:				
a Corpus Add lines 3f, 4c, and 4e Subtract line 5	20,514,250			
b Prior years' undistributed income Subtract line 4b from line 2b.				
c Enter the amount of prior years' undistributed income for which a notice of deficiency has been issued, or on which the section 4942(a) tax has been previously assessed.				
d Subtract line 6c from line 6b Taxable amount—see page 27 of the instructions . . .				
e Undistributed income for 2010 Subtract line 4a from line 2a Taxable amount—see page 27 of the instructions				
f Undistributed income for 2011 Subtract lines 4d and 5 from line 1 This amount must be distributed in 2011				0
7 Amounts treated as distributions out of corpus to satisfy requirements imposed by section 170(b)(1)(F) or 4942(g)(3) (see page 27 of the instructions).				
8 Excess distributions carryover from 2006 not applied on line 5 or line 7 (see page 27 of the instructions).	4,199,019			
9 Excess distributions carryover to 2012. Subtract lines 7 and 8 from line 6a	16,315,231			
10 Analysis of line 9				
a Excess from 2007. . . .				4,636,432
b Excess from 2008. . . .				4,969,953
c Excess from 2009. . . .				1,563,229
d Excess from 2010. . . .				1,848,222
e Excess from 2011. . . .				3,297,395

Part XIV

Private Operating Foundations (see page 27 of the instructions and Part VII-A, question 9)

1a

If the foundation has received a ruling or determination letter that it is a private operating foundation, and the ruling is effective for 2011, enter the date of the ruling.

b

Check box to indicate whether the organization is a private operating foundation described in section 4942(j)(3) or 4942(j)(5)

☐ 4942(j)(3) or ☐ 4942(j)(5)

2a	Enter the lesser of the adjusted net income from Part I or the minimum investment return from Part X for each year listed.	Tax year	Prior 3 years			(e) Total
		(a) 2011	(b) 2010	(c) 2009	(d) 2008	
b	85% of line 2a					
c	Qualifying distributions from Part XII, line 4 for each year listed.					
d	Amounts included in line 2c not used directly for active conduct of exempt activities.					
e	Qualifying distributions made directly for active conduct of exempt activities. Subtract line 2d from line 2c.					
3	Complete 3a, b, or c for the alternative test relied upon					
a	"Assets" alternative test—enter					
	(1) Value of all assets					
	(2) Value of assets qualifying under section 4942(j)(3)(B)(i)					
b	"Endowment" alternative test— enter 2/3 of minimum investment return shown in Part X, line 6 for each year listed.					
c	"Support" alternative test—enter					
	(1) Total support other than gross investment income (interest, dividends, rents, payments on securities loans (section 512(a)(5)), or royalties).					
	(2) Support from general public and 5 or more exempt organizations as provided in section 4942(j)(3)(B)(iii).					
	(3) Largest amount of support from an exempt organization					
	(4) Gross investment income					

Part XV

Supplementary Information (Complete this part only if the organization had \$5,000 or more in assets at any time during the year—see page 27 of the instructions.)

1

Information Regarding Foundation Managers:

a

List any managers of the foundation who have contributed more than 2% of the total contributions received by the foundation before the close of any tax year (but only if they have contributed more than \$5,000) (See section 507(d)(2))

b

List any managers of the foundation who own 10% or more of the stock of a corporation (or an equally large portion of the ownership of a partnership or other entity) of which the foundation has a 10% or greater interest

2

Information Regarding Contribution, Grant, Gift, Loan, Scholarship, etc., Programs:

Check here ☒ if the foundation only makes contributions to preselected charitable organizations and does not accept unsolicited requests for funds. If the foundation makes gifts, grants, etc. (see page 28 of the instructions) to individuals or organizations under other conditions, complete items 2a, b, c, and d.

a

The name, address, and telephone number of the person to whom applications should be addressed

b

The form in which applications should be submitted and information and materials they should include

c

Any submission deadlines

d

Any restrictions or limitations on awards, such as by geographical areas, charitable fields, kinds of institutions, or other factors

Part XV **Supplementary Information** (continued)

3 Grants and Contributions Paid During the Year or Approved for Future Payment

Recipient	If recipient is an individual, show any relationship to any foundation manager or substantial contributor	Foundation status of recipient	Purpose of grant or contribution	Amount
Name and address (home or business)				
a <i>Paid during the year</i> MARY E BIVINS FOUNDATION PO BOX 1 AMARILLO,TX 79105		OPERATING FO	RELIGIOUS, CHARITABLE OR EDUCATIONAL	5,100,109
Total			3a	5,100,109
b <i>Approved for future payment</i> MARY E BIVINS FOUNDATION PO BOX 1 AMARILLO,TX 79105		OPERATING FO	RELIGIOUS, CHARITABLE OR EDUCATIONAL	7,923,218
Total			3b	7,923,218

Enter gross amounts unless otherwise indicated	Unrelated business income		Excluded by section 512, 513, or 514		(e) Related or exempt function income (See page 28 of the instructions)
	(a) Business code	(b) Amount	(c) Exclusion code	(d) Amount	
1 Program service revenue					
a _____					
b _____					
c _____					
d _____					
e _____					
f _____					
g Fees and contracts from government agencies					
2 Membership dues and assessments. . . .					
3 Interest on savings and temporary cash investments			14	2,831	
4 Dividends and interest from securities. . . .			14	475,943	
5 Net rental income or (loss) from real estate					
a Debt-financed property.					
b Not debt-financed property.					
6 Net rental income or (loss) from personal property					
7 Other investment income.			15	8,101,511	
8 Gain or (loss) from sales of assets other than inventory			18	214,699	
9 Net income or (loss) from special events					
10 Gross profit or (loss) from sales of inventory. .					
11 Other revenue a _____					
b _____					
c _____					
d _____					
e _____					
12 Subtotal. Add columns (b), (d), and (e). .				8,794,984	
13 Total. Add line 12, columns (b), (d), and (e).					8,794,984

[illegible]

Part XVII

1	Did the organization directly or indirectly engage in any of the following with any other organization described in section 501(c) of the Code (other than section 501(c)(3) organizations) or in section 527, relating to political organizations?		Yes	No
a	Transfers from the reporting foundation to a noncharitable exempt organization of			
	(1) Cash.	1a(1)		No
	(2) Other assets.	1a(2)		No
b	Other transactions			
	(1) Sales of assets to a noncharitable exempt organization.	1b(1)		No
	(2) Purchases of assets from a noncharitable exempt organization.	1b(2)		No
	(3) Rental of facilities, equipment, or other assets.	1b(3)		No
	(4) Reimbursement arrangements.	1b(4)		No
	(5) Loans or loan guarantees.	1b(5)		No
	(6) Performance of services or membership or fundraising solicitations.	1b(6)		No
c	Sharing of facilities, equipment, mailing lists, other assets, or paid employees.	1c		No

[illegible]

2a Is the foundation directly or indirectly affiliated with, or related to, one or more tax-exempt organizations described in section 501(c) of the Code (other than section 501(c)(3)) or in section 527? ☐ Yes ☒ No

b If "Yes," complete the following schedule				
(a) Name of organization		(b) Type of organization	(c) Description of relationship	
<p>Under penalties of perjury, I declare that I have examined this return, including accompanying schedules and statements, and to the best of my knowledge and belief, it is true, correct, and complete Declaration of preparer (other than taxpayer or fiduciary) is based on all information of which preparer has any knowledge</p>				
<p>*****</p> <p>Signature of officer or trustee</p>		<p>2013-02-08</p> <p>Date</p>	<p>*****</p> <p>Title</p>	
<div style="writing-mode: vertical-rl; transform: rotate(180deg);"> Sign Here Paid Preparer's Use Only </div>	<p>Preparer's Signature</p> <p>SAMUEL B LOVELADY</p>	<p>Date</p> <p>2013-02-08</p>	<p>Check if self-employed <input checked="" type="checkbox"/></p>	<p>PTIN</p>
	<p>Firm's name</p> <p>LOVELADY CHRISTY ASSOCIATES</p> <p>801 S FILLMORE ST STE 420</p>	<p>Firm's EIN</p>		<p>Phone no (806) 373-4884</p>
	<p>Firm's address</p> <p>AMARILLO, TX 79101</p>			

May the IRS discuss this return with the preparer shown above? See instructions ☐ Yes ☒ No

TY 2011 Accounting Fees Schedule

Name: MARY E BIVINS TRUST

EIN: 75-6013328

Category	Amount	Net Investment Income	Adjusted Net Income	Disbursements for Charitable Purposes
ACCOUNTING FEES	4,365	3,994		371

TY 2011 Compensation Explanation

Name: MARY E BIVINS TRUST

EIN: 75-6013328

Person Name	Explanation
JOE BATSON	
MARK BIVINS	
RICHARD WARE	

TY 2011 Investments Government Obligations Schedule

Name: MARY E BIVINS TRUST

EIN: 75-6013328

**US Government Securities - End of
Year Book Value:**

7,016,749

**US Government Securities - End of
Year Fair Market Value:**

7,246,250

**State & Local Government
Securities - End of Year Book
Value:**

146,939

**State & Local Government
Securities - End of Year Fair
Market Value:**

158,060

TY 2011 Legal Fees Schedule

Name: MARY E BIVINS TRUST

EIN: 75-6013328

Category	Amount	Net Investment Income	Adjusted Net Income	Disbursements for Charitable Purposes
LEGAL FEES	18,871			

TY 2011 Other Assets Schedule

Name: MARY E BIVINS TRUST

EIN: 75-6013328

Description	Beginning of Year - Book Value	End of Year - Book Value	End of Year - Fair Market Value
OFFICE EQUIPMENT	86	86	86
PURCHASED INTEREST	6,610	168	168
OIL & GAS MINERAL INTERESTS			18,451,821

TY 2011 Other Expenses Schedule**Name:** MARY E BIVINS TRUST**EIN:** 75-6013328

Description	Revenue and Expenses per Books	Net Investment Income	Adjusted Net Income	Disbursements for Charitable Purposes
EXPENSES				
RENT & ROYALTY EXPENSE	14,139	14,139		
OFFICE EXPENSE	28,438	28,438		

TY 2011 Other Income Schedule

Name: MARY E BIVINS TRUST

EIN: 75-6013328

Description	Revenue And Expenses Per Books	Net Investment Income	Adjusted Net Income
SETTLEMENT PROCEEDS	60	60	
ROYALTY INCOME	8,101,451	8,101,451	

TY 2011 Other Increases Schedule

Name: MARY E BIVINS TRUST

EIN: 75-6013328

Description	Amount
TIMING DIFFERENCES - TRADE DATE VS. SETTLEMENT DAT	-27,026

TY 2011 Other Professional Fees Schedule

Name: MARY E BIVINS TRUST

EIN: 75-6013328

Category	Amount	Net Investment Income	Adjusted Net Income	Disbursements for Charitable Purposes
AMARILLO NATIONAL BANK - TRUSTEE	104,353	93,918		10,435

TY 2011 Taxes Schedule**Name:** MARY E BIVINS TRUST**EIN:** 75-6013328

Category	Amount	Net Investment Income	Adjusted Net Income	Disbursements for Charitable Purposes
SEVERENCE TAXES	266,491	266,491		
AD VALOREM TAXES	179,770	179,770		
EXCISE TAXES	202,633			
FOREIGN TAXES	218	218		

Statement 12 - Form 990-PF, Part XV, Line 2 - Supplementary InformationNAME AND ADDRESS OF GRANTEE:

MARY E. BIVINS FOUNDATION
C/O AMARILLO NATIONAL BANK
AMARILLO, TEXAS

AMOUNT OF GRANT:

\$ 7,923,218

PURPOSE OF GRANT:

MAINTAINING A HOME FOR WORTHY AGED AND NEEDY PERSONS AND IN AIDING AND ASSISTING WORTHY RELIGIOUS UNDERTAKINGS, INCLUDING EDUCATION OF MINISTERS TO PREACH THE CHRISTIAN RELIGION.

AMOUNTS EXPENDED:

TO THE BEST OF THE KNOWLEDGE OF THE GRANTOR, THE GRANTEE HAS NOT DIVERTED ANY FUNDS FROM THE PURPOSE OF THE GRANT.

October 01, 2011 To September 30, 2012

Consolidation: Mary E Bivins Trust-Global Bridge Accounts

Summary Of Investment Holdings

Shares or Par Value	Investment Category		Tax Cost	Unit Value	Market Value	Estimated Ann Inc	Curr Yield	Accrued Income
<u>Money Market Funds</u>								
9,194,347.71	Money Market-Invesco/AIM Prime		9,194,347.71	100.00	9,194,347.71	11,074.59	0.12%	608.62
	50075000	- 8,969,771.45 Units						
	500750LG	- 80,538.62 Units						
	500750LV	- 130,703.93 Units						
	500750MV	- 13,335.71 Units						
<u>Totals</u>			9,194,347.71	Cash	9,194,347.71	11,074.59	0.12%	608.62
<u>Federal Agencies</u>								
500,000	Fed Home Loan Bank	6.335% 05/27/2014	539,270.00	110.03	550,148.50	31,675.00	5.76%	10,910.28
	50075000	- 500,000 Units						
175,000	Fed Home Loan Bank	4.875% 06/13/2014	191,411.50	107.80	188,651.23	8,531.25	4.52%	2,559.38
	50075000	- 175,000 Units						
75,000	Fed Home Loan Bank	5.2 5.250% 09/12/2014	83,009.25	109.51	82,129.50	3,937.50	4.79%	207.81
	50075000	- 75,000 Units						
150,000	Freddie Mac	5.050% 01/28/2015	167,182.50	110.82	166,236.75	7,575.00	4.56%	1,387.71
	50075000	- 150,000 Units						
225,000	Fed Home Loan Bank	2.3 2.320% 05/19/2015	225,000.00	105.11	236,508.63	5,220.00	2.21%	1,914.00
	50075000	- 225,000 Units						
350,000	Fed Home Loan Bank	6.0 6.000% 02/12/2016	406,805.00	118.27	413,945.35	21,000.00	5.07%	2,683.33
	50075000	- 350,000 Units						
150,000	Fannie Mae	5.375% 07/15/2016	170,590.50	118.01	177,019.35	8,082.50	4.55%	1,702.08
	50075000	- 150,000 Units						
500,000	Fannie Mae	1.400% 09/08/2016	500,000.00	101.01	505,043.00	7,000.00	1.39%	486.11
	50075000	- 500,000 Units						
150,000	Fed Home Loan Bank	3.7 3.750% 09/09/2016	152,589.00	111.73	167,598.15	5,625.00	3.36%	343.75
	50075000	- 150,000 Units						
240,000	Freddie Mac	1.250% 05/12/2017	241,648.80	102.37	245,694.24	3,000.00	1.22%	1,158.33
	50075000	- 240,000 Units						
500,000	Freddie Mac	1.250% 11/30/2017	500,000.00	100.68	503,392.50	6,250.00	1.24%	2,100.69
	50075000	- 500,000 Units						

Port Sum and Hold w Accruals - HLDACR

Page 5

Statement 13 - Form 990-PF, Part II, Balance Sheet column (b) and (c)

October 01, 2011 To September 30, 2012

Consolidation: Mary E Bivins Trust-Global Bridge Accounts

Summary Of Investment Holdings

Shares or Par Value	Investment Category			Tax Cost	Unit Value	Market Value	Estimated Ann Inc	Curr Yield	Accrued Income	
500,000	Federal Farm Credit	2.240%	09/08/2018	500,000.00	101.69	508,487.00	11,200.00	2.20%	777.78	
	50075000 -	500,000 Units								
310,000	Federal Farm Credit Bank	2.125%	03/08/2019	310,000.00	105.61	327,381.39	6,587.50	2.01%	457.47	
	50075000 -	310,000 Units								
275,000	Freddie Mac	1.750%	05/30/2019	276,058.76	103.56	284,776.53	4,812.50	1.69%	1,817.53	
	50075000 -	275,000 Units								
500,000	Fed Home Loan Bank	4.3	4.375%	06/14/2019	514,774.82	120.75	603,749.00	21,875.00	3.62%	8,501.74
	50075000 -	500,000 Units								
700,000	Federal Home Loan Bank	3.050%	11/18/2020	700,000.00	102.73	719,104.40	21,350.00	2.97%	7,887.64	
	50075000 -	700,000 Units								
300,000	Federal Farm Credit	2.650%	09/28/2021	300,000.00	102.94	308,822.40	7,950.00	2.57%	4,019.17	
	50075000 -	300,000 Units								
500,000	Freddie Mac	2.250%	09/28/2022	500,000.00	101.62	508,088.00	11,250.00	2.21%	156.25	
	50075000 -	500,000 Units								
330,000	Federal Farm Credit Bank	2.350%	08/14/2024	327,609.14	102.13	337,039.23	7,755.00	2.30%	1,012.46	
	50075000 -	330,000 Units								
410,800	Freddie Mac	2.550%	11/21/2025	410,800.00	100.40	412,454.70	10,475.40	2.54%	3,782.78	
	50075000 -	410,800 Units								
Totals				7,016,749.06	①	7,246,249.76	211,131.65	2.91%	61,646.29	
Taxable out of State Municipal										
145,000	Tacoma Wash Ref Taxable LTD	3.541%	12/01/2018	146,938.65	109.01	158,060.15	5,134.45	3.25%	1,711.48	
	50075000 -	145,000 Units								
Totals				146,938.65	①	158,060.15	5,134.45	3.25%	1,711.48	
Common Stock										
142	Nelapp Inc. Com Stk			4,891.87	32.88	4,668.96	0.00	0.00%	0.00	
	500750MV -	142 Units								
Totals				4,891.87	②	4,668.96	0.00	0.00%	0.00	
Bonds - Industrial										
125,000	Coca Cola CO	3.625%	03/15/2014	127,383.75	104.60	130,747.88	4,531.25	3.47%	201.39	

Port Sum and Hold w Accruals - HLDACR

Page 6

① Inv - Gov't
obligationsTax Cost
7,143,487.71market
7,404,309.90

Statement 13 - Form 990-PF, Part II, Balance Sheet column (b) and (c)

October 01, 2011 To September 30, 2012

Consolidation: Mary E Bivins Trust-Global Bridge Accounts

Summary Of Investment Holdings

Shares or Par Value	Investment Category			Tax Cost	Unit Value	Market Value	Estimated Ann Inc	Curr Yield	Accrued Income	
	50075000	-	125,000 Units							
190,000	Hewlett-Packard Co		4.750%	08/02/2014	199,612.10	105.42	200,299.71	9,025.00	4.51%	2,983.26
	50075000	-	190,000 Units							
125,000	Oracle Corp		3.750%	07/08/2014	128,112.50	105.90	132,375.13	4,687.50	3.54%	1,080.73
	50075000	-	125,000 Units							
125,000	Cisco Systems		5.500%	02/22/2018	133,888.75	116.14	145,170.00	6,875.00	4.74%	744.79
	50075000	-	125,000 Units							
250,000	ConocoPhillips		5.625%	10/15/2016	256,407.50	118.58	296,445.00	14,062.50	4.74%	6,484.38
	50075000	-	250,000 Units							
Totals					843,404.60	②	905,037.72	39,181.25	4.33%	11,494.65
<u>Time Deposits - Other Banks</u>										
250,000	Goldman Sachs Bnk		1.100%	11/12/2013	250,000.00	1.00	250,000.00	2,750.00	1.10%	1,083.56
	50075000	-	250,000 Units							
100,000	Ally Bank UT GMATBK		1.350%	03/04/2014	100,000.00	1.00	100,000.00	1,350.00	1.35%	100.69
	50075000	-	100,000 Units							
100,000	Bryn Mawr Trust Co		1.100%	03/31/2014	100,000.00	1.00	100,000.00	1,100.00	1.10%	91.67
	50075000	-	100,000 Units							
200,000	HSBC Bank		2.250%	11/14/2023	200,000.00	1.00	200,000.00	4,500.00	2.25%	1,711.98
	50075000	-	200,000 Units							
Totals					650,000.00	②	650,000.00	9,700.00	1.49%	2,987.88
<u>Small & Mid Cap Value</u>										
17,019.413	Northern Small Cap Value Fund			172,725.50	16.82	282,862.64	1,660.75	0.59%	416.81	
	50075000	-	17,019.413 Units							
Totals					172,725.50	②	282,862.64	1,660.75	0.59%	416.81
<u>Intl Foreign (no US holdings)</u>										
15,288.322	Thornburg Intl Value Fd-I			356,518.20	28.66	407,586.66	6,033.69	1.48%	0.00	
	50075000	-	15,288.322 Units							
Totals					356,518.20	②	407,586.66	6,033.69	1.48%	0.00

Port Sum and Hold w Accruals - HLDACR

Tax Cost

market

Page 7

② Inv - Corporate
Bonds

1,493,404.60

1,555,037.72

Statement 13 - Form 990-PF, Part II, Balance Sheet column (b) and (c)

Statement 13 - Form 990-PF, Part II, Balance Sheet column (b) and (c)

October 01, 2011 To September 30, 2012

Consolidation: Mary E Blivins Trust-Global Bridge Accounts

Summary Of Investment Holdings

Shares or Par Value	Investment Category	Tax Cost	Unit Value	Market Value	Estimated Ann Inc	Curr Yield	Accrued Income
<u>Exchange Traded Funds</u>							
22,450	Ishares JD Select Dividend 50075000 - 22,450 Units	979,939.47	57.68	1,294,916.00	45,197.44	3.48%	11,864.15
7,300	Ishares MSCI EAFE Index Fund 50075000 - 7,300 Units	374,927.27	53.00	388,900.00	12,543.74	3.24%	0.00
10,145	Ishares Russell 2000 50075000 - 10,145 Units	701,690.95	83.44	848,498.80	13,388.28	1.58%	3,364.39
3,600	Ishares Russell Midcap Grwth 50075000 - 3,600 Units	200,880.00	82.15	223,740.00	2,114.67	0.95%	617.94
2,400	Ishares Russell Midcap Value 50075000 - 2,400 Units	103,128.00	48.72	116,928.00	2,288.88	1.96%	527.35
7,750	S & P Depository Receipt 50075000 - 7,750 Units	831,454.95	143.97	1,115,787.50	22,100.91	1.98%	6,040.74
Totals		3,192,020.64 ②		3,984,760.30	97,631.90	2.45%	22,414.67
<u>Real Estate Investment Trusts</u>							
1,002	Prologis Inc Com 500750LV - 1,002 Units	18,486.65	35.03	35,100.08	1,122.24	3.20%	0.00
Totals		18,486.65 ③		35,100.08	1,122.24	3.20%	0.00
<u>Equity Large</u>							
1,515	Abbott Laboratories 500750LG - 960 Units 500750LV - 555 Units	79,770.18	68.56	103,868.40	3,090.60	2.98%	0.00
183	Adobe Systems Inc 500750MV - 183 Units	4,848.97	32.44	5,935.61	0.00	0.00%	0.00
173	Agilent Technologies Inc. 500750MV - 173 Units	4,256.16	38.45	6,851.85	69.20	1.04%	17.30
260	Allergan, Inc. 500750LG - 260 Units	23,772.19	91.58	23,810.80	52.00	0.22%	0.00
153	Ameren Corporation	4,907.98	32.67	4,998.51	244.80	4.90%	0.00

Port Sum and Hold w Accruals - HLDACR

Page 8

October 01, 2011 To September 30, 2012

Consolidation: Mary E Bivins Trust-Global Bridge Accounts

Summary Of Investment Holdings

Shares or Par Value	Investment Category		Tax Cost	Unit Value	Market Value	Estimated Ann Inc	Curr Yield	Accrued Income
	500750MV -	153 Units						
563	American Express Co		24,895.24	58.86	32,012.18	450.40	1.41%	0.00
	500750LG -	583 Units						
113	Amerisourcebergen Corp		2,347.54	38.71	4,374.23	58.76	1.34%	0.00
	500750MV -	113 Units						
200	Apple Computer Inc.		75,636.83	667.11	133,421.01	0.00	0.00%	0.00
	500750LG -	133 Units						
	500750LV -	67 Units						
179	Autonation Inc Del Com		2,352.85	43.67	7,816.93	0.00	0.00%	0.00
	500750MV -	179 Units						
181	Avnet Inc		5,146.40	29.09	5,265.29	0.00	0.00%	0.00
	500750MV -	181 Units						
1,104	B B & T Corp Comm		23,958.34	33.16	36,608.64	883.20	2.41%	0.00
	500750LV -	1,104 Units						
535	Baxter International Inc.		30,572.39	60.27	32,244.45	963.00	2.99%	240.75
	500750LV -	535 Units						
69	Becton Dickinson & Co.		6,075.49	78.56	5,420.64	124.20	2.29%	0.00
	500750MV -	69 Units						
121	Bed Bath & Beyond Inc.		3,629.49	63.00	7,623.00	0.00	0.00%	0.00
	500750MV -	121 Units						
302	Boeing Company		19,978.82	69.60	21,017.69	531.52	2.53%	0.00
	500750LG -	302 Units						
161	Capital One Financial Corp.		6,395.60	57.01	9,178.61	32.20	0.35%	0.00
	500750MV -	161 Units						
1,128	Carnival Corp		36,163.68	36.43	41,093.04	1,128.00	2.74%	0.00
	500750LV -	1,128 Units						
733	Caterpillar Inc.		39,595.49	88.04	63,067.32	1,524.64	2.42%	0.00
	500750LG -	272 Units						
	500750LV -	461 Units						
758	ChevronTexaco Corp		53,474.08	116.56	88,352.48	2,728.80	3.09%	0.00
	500750LG -	328 Units						

Port Sum and Hold w Accruals - HLDACR

Page 9

Statement 13 - Form 990-PF, Part II, Balance Sheet column (b) and (c)

Statement 13 - Form 990-PF, Part II, Balance Sheet column (b) and (c)

October 01, 2011 To September 30, 2012

Consolidation: Mary E Bivins Trust-Global Bridge Accounts

Summary Of Investment Holdings

Shares or Par Value	Investment Category		Tax Cost	Unit Value	Market Value	Estimated Ann Inc	Curr Yield	Accrued Income
	500750LV -	432 Units						
136	Cigna Corp. - Common		6,026.55	47.17	6,415.12	5.44	0.08%	0.00
	500750MV -	136 Units						
1,874	Cisco Systems Inc		38,198.90	19.10	37,693.53	1,105.44	2.93%	0.00
	500750LV -	1,874 Units						
1,862	Coca-Cola Company - Common		62,549.21	37.93	70,625.66	1,899.24	2.69%	474.81
	500750LG -	1,862 Units						
337	Colgate Palmolive Co		20,391.66	107.22	36,133.14	835.76	2.31%	0.00
	500750LV -	337 Units						
985	Comcast Corp New Cl A		32,512.33	35.75	35,208.83	640.25	1.82%	0.00
	500750LG -	985 Units						
683	ConocoPhillips Com		30,137.13	57.18	39,053.94	1,803.12	4.62%	0.00
	500750LV -	683 Units						
152	Costco Whsl Corp New Com		7,908.08	100.16	15,224.32	167.20	1.10%	0.00
	500750LG -	152 Units						
933	CSX Corp		17,768.89	20.75	19,359.75	522.48	2.70%	0.00
	500750LG -	933 Units						
1,080	CVS Corp Com Stk		43,515.95	48.42	52,293.60	702.00	1.34%	0.00
	500750LG -	1,080 Units						
312	Danaher Corp. DE		11,807.66	55.15	17,206.80	31.20	0.18%	7.80
	500750LG -	312 Units						
461	Deere & Co. - Common		14,564.65	82.47	38,016.67	848.24	2.23%	212.06
	500750LV -	461 Units						
786	DIRECTV COM		27,612.63	52.44	41,217.84	0.00	0.00%	0.00
	500750LG -	786 Units						
333	Discover Finl Svcs Comm		6,985.44	39.73	13,230.09	133.20	1.01%	0.00
	500750MV -	333 Units						
1,195	Dow Chemical Common		29,934.03	28.96	34,601.23	1,529.60	4.42%	382.40
	500750LV -	1,195 Units						
89	DTE Energy Co. Com		4,339.33	59.94	5,334.66	220.72	4.14%	55.18
	500750MV -	89 Units						

Port Sum and Hold w Accruals - HLDACR

Page 10

October 01, 2011 To September 30, 2012

Consolidation: Mary E Blivins Trust-Global Bridge Accounts

Summary Of Investment Holdings

Shares or Par Value	Investment Category	Tax Cost	Unit Value	Market Value	Estimated Ann Inc	Curr Yield	Accrued Income
936	E. I. Dupont De Nemours & Co. 500750LV - 936 Units	27,138.01	50.27	47,052.72	1,609.92	3.42%	0.00
612	Ecolab Inc 500750LG - 612 Units	34,124.13	64.81	39,663.72	489.60	1.23%	122.40
1,135	EMC Corp 500750LG - 1,135 Units	21,987.61	27.27	30,951.45	0.00	0.00%	0.00
747	Emerson Electric Company 500750LV - 747 Units	27,140.24	48.27	36,057.89	1,195.20	3.31%	0.00
689	Express Scripts Hldg Co 500750LG - 689 Units	37,807.88	62.63	43,152.07	0.00	0.00%	0.00
384	Exxon Mobil Corp Com 500750LG - 384 Units	30,572.76	91.45	35,116.80	875.52	2.49%	0.00
427	Fifth Third Bancorp 500750MV - 427 Units	5,219.59	15.51	6,620.64	170.80	2.58%	42.70
110	Firstenergy Corp 500750MV - 110 Units	4,921.34	44.10	4,851.00	242.00	4.98%	0.00
855	Freeport-McMoran Copper-B 500750LV - 855 Units	33,262.15	39.58	33,840.90	1,068.75	3.16%	0.00
680	Garmin LTD Common Stock 500750LV - 680 Units	13,570.31	41.74	28,383.20	1,224.00	4.31%	0.00
1,975	General Electric Co 500750LV - 1,975 Units	24,179.30	22.71	44,852.25	1,343.00	2.98%	335.75
97	Google Inc. 500750LG - 97 Units	56,214.99	754.50	73,186.50	0.00	0.00%	0.00
1,169	Harley Davidson, Inc. 500750LV - 1,169 Units	17,130.00	42.37	49,530.53	724.78	1.46%	181.20
1,882	Hewlett Packard Co. 500750LV - 1,882 Units	40,432.50	17.06	32,108.92	993.70	3.09%	248.42
1,367	Home Depot Inc. 500750LG - 659 Units 500750LV - 708 Units	42,456.80	60.37	82,525.79	1,585.72	1.92%	0.00

Port Sum and Hold w Accruals - HLDACR

Page 11

Statement 13 - Form 990-PF, Part II, Balance Sheet column (b) and (c)

October 01, 2011 To September 30, 2012

Consolidation: Mary E Blivins Trust-Global Bridge Accounts

Summary Of Investment Holdings

Shares or Par Value	Investment Category		Tax Cost	Unit Value	Market Value	Estimated Ann Inc	Curr Yield	Accrued Income
2,917	Huntsman Corp		31,151.81	14.93	43,550.81	1,168.80	2.68%	0.00
	500750LV -	2,917 Units						
378	International Business Machs		42,840.66	207.45	78,416.10	1,285.20	1.64%	0.00
	500750LG -	378 Units						
561	International Game Tech		7,805.46	13.09	7,343.49	134.64	1.83%	33.66
	500750MV -	561 Units						
1,583	Invesco, Ltd		34,175.39	24.99	39,559.17	1,092.27	2.76%	0.00
	500750LV -	1,583 Units						
1,089	J.P. Morgan Chase & Co Com		46,015.18	40.48	44,082.72	1,306.80	2.96%	0.00
	500750LV -	1,089 Units						
1,008	Keycorp		9,407.05	8.74	8,809.92	201.60	2.29%	0.00
	500750MV -	1,008 Units						
869	Kimberly Clark - Common		59,640.63	85.78	74,542.82	2,572.24	3.45%	643.06
	500750LG -	430 Units						
	500750LV -	439 Units						
95	Kla-Tencor Corp		4,686.58	47.71	4,531.98	152.00	3.35%	0.00
	500750MV -	95 Units						
295	Lincoln National Corporation		5,005.58	24.19	7,136.05	94.40	1.32%	0.00
	500750MV -	295 Units						
240	Macy's Inc Com Stk		5,654.15	37.62	9,028.80	192.00	2.13%	48.00
	500750MV -	240 Units						
995	Marathon Oil Corp Com		14,658.61	29.57	29,422.15	676.80	2.30%	0.00
	500750LV -	995 Units						
3,020	Masco Corp.		34,771.98	15.05	45,451.00	906.00	1.99%	0.00
	500750LV -	3,020 Units						
86	Mastercard Inc Class A		28,935.82	451.48	38,827.28	103.20	0.27%	0.00
	500750LG -	86 Units						
1,610	Maxm Integrated Products		20,417.09	26.62	42,861.74	1,545.60	3.61%	0.00
	500750LV -	1,610 Units						
626	McDonald's Corp. - Common		43,985.80	91.75	57,435.50	1,928.08	3.36%	0.00
	500750LG -	249 Units						

Port Sum and Hold w Accruals - HLDACR

Page 12

Statement 13 - Form 990-PF, Part II, Balance Sheet column (b) and (c)

October 01, 2011 To September 30, 2012

Consolidation: Mary E Bivins Trust-Global Bridge Accounts

Summary Of Investment Holdings

Shares or Par Value	Investment Category		Tax Cost	Unit Value	Market Value	Estimated Ann Inc	Curr Yield	Accrued Income
	500750LV -	377 Units						
378	McKesson Hhoc Inc Com		33,327.71	86.03	32,519.34	302.40	0.93%	75.80
	500750LG -	378 Units						
852	Merck & Co Inc New Com		26,307.07	45.10	38,420.94	1,431.36	3.73%	357.84
	500750LV -	852 Units						
3,807	Microsoft Corp.		105,873.29	29.76	113,298.32	3,502.44	3.09%	0.00
	500750LG -	2,483 Units						
	500750LV -	1,324 Units						
117	Molson Coors Brewing Co		5,625.08	45.05	5,270.85	149.78	2.84%	0.00
	500750MV -	117 Units						
332	Motorola Solutions Inc		15,689.16	50.55	16,782.80	345.28	2.06%	86.32
	500750LG -	332 Units						
105	Parker-Hannifin Corp Com		6,469.59	83.58	8,775.90	172.20	1.98%	0.00
	500750MV -	105 Units						
1,149	Paychex		32,523.48	33.29	38,250.21	1,470.72	3.84%	0.00
	500750LV -	1,149 Units						
536	Pepsico Inc		31,461.20	70.77	37,932.72	1,152.40	3.04%	288.10
	500750LV -	536 Units						
1,578	Pfizer Inc.		34,485.93	24.85	39,213.30	1,388.64	3.54%	0.00
	500750LV -	1,578 Units						
277	Praxair Inc		22,455.66	103.88	28,774.76	609.40	2.12%	0.00
	500750LG -	277 Units						
523	Procter & Gamble - Common		30,867.78	69.36	36,275.28	1,175.70	3.24%	0.00
	500750LV -	523 Units						
494	Qualcomm Inc		21,258.03	62.47	30,860.18	494.00	1.60%	0.00
	500750LG -	494 Units						
119	Quest Diagnostics Inc,Common Stock		5,647.53	63.43	7,548.17	80.92	1.07%	20.23
	500750MV -	119 Units						
111	Raytheon Co Com New		5,316.88	57.16	6,344.76	222.00	3.50%	0.00
	500750MV -	111 Units						
268	Schlumberger Ltd		20,009.65	72.33	19,384.44	294.80	1.52%	73.70

Port Sum and Hold w Accruals - HLDACR

Page 13

Statement 13 - Form 990-PF, Part II, Balance Sheet column (b) and (c)

October 01, 2011 To September 30, 2012

Consolidation: Mary E Blivins Trust-Global Bridge Accounts

Summary Of Investment Holdings

Shares or Par Value	Investment Category		Tax Cost	Unit Value	Market Value	Estimated Ann Inc	Curr Yield	Accrued Income
	500750LG -	268 Units						
102	Sempra Energy Inc. Com Stk		5,102.15	64.49	6,577.98	244.80	3.72%	61.20
	500750MV -	102 Units						
208	Sigma Aldrich Corp		14,453.42	71.97	14,970.16	166.40	1.11%	0.00
	500750LG -	208 Units						
859	Southwest Airlines		7,398.40	8.77	7,533.43	34.36	0.46%	0.00
	500750MV -	859 Units						
464	Staples Inc		6,814.75	11.52	5,345.28	204.16	3.82%	51.04
	500750MV -	464 Units						
495	Teradyne Inc		7,149.93	14.22	7,036.90	0.00	0.00%	0.00
	500750MV -	495 Units						
891	Teva Pharmaceutical Sp Adr		32,622.81	41.41	36,896.31	688.12	1.87%	0.00
	500750LV -	891 Units						
1,953	The Kroger Co		47,603.50	23.54	45,973.62	1,171.80	2.55%	0.00
	500750LG -	1,953 Units						
611	Tiffany & Co		35,000.22	61.88	37,808.68	782.08	2.07%	195.52
	500750LV -	611 Units						
936	TJX Cos Inc		17,268.88	44.79	41,923.44	430.56	1.03%	0.00
	500750LG -	936 Units						
815	Tyco International LTD		31,449.87	56.26	45,851.80	489.00	1.07%	0.00
	500750LV -	815 Units						
406	Union Pacific Corporation Common		17,366.85	118.70	48,192.20	974.40	2.02%	243.60
	500750LV -	406 Units						
522	United Parcel Service, Inc.		26,648.84	71.57	37,359.54	1,190.16	3.19%	0.00
	500750LV -	522 Units						
564	United Technologies Common		42,149.01	78.29	44,155.56	1,206.96	2.73%	0.00
	500750LG -	564 Units						
271	Valero Energy Corp Com Stk New		6,964.96	31.68	8,585.28	189.70	2.21%	0.00
	500750MV -	271 Units						
1,042	Verizon Communications Com		40,308.45	45.57	47,483.94	2,146.52	4.52%	0.00
	500750LG -	1,042 Units						

Port Sum and Hold w Accruals - HLDACR

Page 14

Statement 13 - Form 990-PF, Part II, Balance Sheet column (b) and (c)

October 01, 2011 To September 30, 2012

Consolidation: Mary E Bivins Trust-Global Bridge Accounts

Summary Of Investment Holdings

Shares or Par Value	Investment Category		Tax Cost	Unit Value	Market Value	Estimated Ann Inc	Curr Yield	Accrued Income
633	Viacom Inc-Class B		29,889.38	53.59	33,922.47	696.30	2.05%	174.08
	500750LG -	633 Units						
755	Wal-Mart Stores, Inc.		46,697.11	73.80	55,718.00	1,200.45	2.15%	0.00
	500750LG -	755 Units						
119	Watson Pharmaceuticals Inc		6,967.39	85.16	10,134.04	0.00	0.00%	0.00
	500750MV -	119 Units						
1,827	Weyerhaeuser Co		33,862.90	26.14	47,757.78	1,096.20	2.30%	0.00
	500750LV -	1,827 Units						
Totals			2,460,374.39 (2)		3,256,148.86	72,910.62	2.24%	4,672.72
Equity Mid								
1,034	American Capital Agency Corp		35,279.67	34.60	35,776.40	5,170.00	14.45%	1,292.50
	500750LV -	1,034 Units						
357	Annaly Cap Management Inc		6,408.95	18.84	6,011.88	714.00	11.88%	178.50
	500750MV -	357 Units						
239	Arrow Electronics Inc		4,794.90	33.71	8,058.69	0.00	0.00%	0.00
	500750MV -	239 Units						
162	Assurant Inc		5,864.90	37.30	6,042.60	136.08	2.25%	0.00
	500750MV -	162 Units						
651	Celgene Corp.		40,649.32	76.40	49,736.40	0.00	0.00%	0.00
	500750LG -	651 Units						
447	Chico's Fas Inc		6,550.01	18.11	8,095.17	93.87	1.16%	0.00
	500750MV -	447 Units						
110	Cimatrix		4,597.25	58.55	6,440.50	52.80	0.82%	0.00
	500750MV -	110 Units						
232	Constellation Brands Inc - A		3,345.13	32.35	7,605.20	0.00	0.00%	0.00
	500750MV -	232 Units						
2,805	Corning, Inc.		37,574.38	13.15	36,885.75	841.50	2.28%	210.38
	500750LV -	2,805 Units						
172	Dick's Sporting Goods Inc		6,196.71	51.85	8,918.20	86.00	0.98%	0.00
	500750MV -	172 Units						

Port Sum and Hold w Accruals - HLDACR

Page 15

Statement 13 - Form 990-PF, Part II, Balance Sheet column (b) and (c)

October 01, 2011 To September 30, 2012

Consolidation: Mary E Bivins Trust-Global Bridge Accounts

Summary Of Investment Holdings

Shares or Par Value	Investment Category		Tax Cost	Unit Value	Market Value	Estimated Ann Inc	Curr Yield	Accrued Income
264	Endo Pharmaceuticals Holdings		4,686.03	31.72	8,374.08	0.00	0.00%	0.00
	500750MV -	264 Units						
315	HCC Insurance Holdings Inc		7,140.55	33.89	10,875.35	207.90	1.95%	51.98
	500750MV -	315 Units						
344	Jabil Circuit Inc		4,808.89	18.72	6,439.88	110.08	1.71%	0.00
	500750MV -	344 Units						
100	M&T Bank Corp		8,459.19	95.16	9,516.00	280.00	2.94%	0.00
	500750MV -	100 Units						
942	Magna International Inc.- CL. A		36,212.36	43.28	40,750.92	1,036.20	2.54%	0.00
	500750LV -	942 Units						
229	Owens-Illinois, Inc		5,272.28	18.76	4,296.04	0.00	0.00%	0.00
	500750MV -	229 Units						
629	Pall CP		16,661.66	63.49	39,935.21	629.00	1.58%	0.00
	500750LV -	629 Units						
568	Partnerre LTD		39,112.03	74.28	42,191.04	1,408.64	3.34%	0.00
	500750LV -	568 Units						
292	Patterson-UTI Energy Inc Com		4,535.99	15.82	4,619.44	58.40	1.26%	0.00
	500750MV -	292 Units						
220	Perkinelmer Inc.		4,070.97	29.47	6,483.40	61.60	0.95%	0.00
	500750MV -	220 Units						
69	Petsmart		2,246.12	88.98	4,759.82	45.54	0.88%	0.00
	500750MV -	69 Units						
324	Protective Life Corp.		4,724.68	26.21	8,482.04	233.28	2.75%	0.00
	500750MV -	324 Units						
224	Raymond James Financial Inc		5,047.12	36.65	8,209.80	116.48	1.42%	29.12
	500750MV -	224 Units						
483	Resmed Inc Com		15,480.46	40.47	19,547.01	328.44	1.68%	0.00
	500750LG -	483 Units						
483	Ross Stores Inc		14,052.75	64.59	31,196.97	270.48	0.87%	0.00
	500750LG -	483 Units						
204	SanDisk Corporation		8,825.53	43.43	8,859.72	0.00	0.00%	0.00

Port Sum and Hold w Accruals - HLDACR

Page 16

Statement 13 - Form 990-PF, Part II, Balance Sheet column (b) and (c)

October 01, 2011 To September 30, 2012

Consolidation: Mary E Blivins Trust-Global Bridge Accounts

Summary Of Investment Holdings

Shares or Par Value	Investment Category		Tax Cost	Unit Value	Market Value	Estimated Ann Inc	Curr Yield	Accrued Income
	500750MV -	204 Units						
270	Stericycle Inc.		24,143.65	90.48	24,430.44	0.00	0.00%	0.00
	500750LG -	270 Units						
268	Synopsys Inc		5,083.34	33.00	8,842.66	0.00	0.00%	0.00
	500750MV -	268 Units						
425	TCF Financial Corp		5,582.92	11.94	5,074.50	85.00	1.68%	0.00
	500750MV -	425 Units						
222	Tesoro Corp		5,309.39	41.90	9,301.80	106.56	1.15%	0.00
	500750MV -	222 Units						
369	Thermo Electron CP		18,058.35	58.83	21,708.27	191.88	0.88%	47.97
	500750LG -	262 Units						
	500750MV -	107 Units						
233	Total System Services Inc		4,087.92	23.70	5,522.10	93.20	1.69%	23.30
	500750MV -	233 Units						
204	Valspar Corp		4,565.90	56.10	11,444.40	163.20	1.43%	40.80
	500750MV -	204 Units						
198	VenFone Holdings Inc		6,191.26	27.85	5,514.30	0.00	0.00%	0.00
	500750MV -	198 Units						
242	W.R. Berkley Corporation		5,911.81	37.49	9,072.58	87.12	0.96%	21.78
	500750MV -	242 Units						
219	Western Digital Corp		8,412.02	38.73	8,481.87	219.00	2.58%	0.00
	500750MV -	219 Units						
189	Williams-Sonoma Inc.		6,736.45	43.97	8,310.33	166.32	2.00%	0.00
	500750MV -	189 Units						
307	Wynn Resorts, Limited		33,937.22	115.44	35,440.08	614.00	1.73%	0.00
	500750LV -	307 Units						
364	Yum Brands Inc Com		16,701.80	66.34	24,147.76	487.76	2.02%	0.00
	500750LG -	364 Units						
74	Zimmer Hldgs Inc Com		4,985.37	67.62	5,003.88	53.28	1.06%	0.00
	500750MV -	74 Units						

Statement 13 - Form 990-PF, Part II, Balance Sheet column (b) and (c)

Port Sum and Hold w Accruals - HLDACR

Page 17

October 01, 2011 To September 30, 2012

Consolidation: Mary E Blivins Trust-Global Bridge Accounts

Summary Of Investment Holdings

Shares or Par Value	Investment Category	Tax Cost	Unit Value	Market Value	Estimated Ann Inc	Curr Yield	Accrued Income
Totals		482,306.43 ^②		610,109.88	14,147.61	2.32%	1,896.33
Equity Small							
208	Agco Corporation 500750MV - 208 Units	8,998.47	47.48	9,923.32	0.00	0.00%	0.00
119	Cytec Industries Inc. 500750MV - 119 Units	3,637.54	65.52	7,796.88	59.50	0.76%	0.00
1,038	Hancock Holding Co 500750LV - 1,038 Units	38,772.57	30.98	32,157.24	996.48	3.10%	0.00
198	KBR Inc 500750MV - 198 Units	5,439.35	29.82	5,904.36	39.80	0.67%	9.80
270	Packaging Corp of America 500750MV - 270 Units	6,497.58	36.30	9,801.00	270.00	2.75%	67.50
107	Stanley Black & Decker Inc Com 500750MV - 107 Units	3,874.50	76.25	8,158.75	209.72	2.57%	0.00
201	Timken Co. 500750MV - 201 Units	5,728.10	37.16	7,469.16	184.92	2.48%	0.00
389	Trinity Industries I 500750MV - 389 Units	8,938.67	29.97	11,658.33	171.16	1.47%	0.00
781	Tupperware Corporation 500750LV - 781 Units	18,561.51	53.59	41,853.79	1,124.64	2.69%	281.16
Totals		94,446.29 ^②		134,722.83	3,056.02	2.27%	358.56
Total Investments		24,633,208.99		26,869,645.51	472,784.77	1.76%	98,205.81
Plus Accrued Income				98,205.81			
Plus Net Cash				0.00			
Total Market Value				26,967,851.32			

Note: "" Denotes Invested Income

Port Sum and Hold w Accruals - HLDACR

Tax Costmarket

Page 18

② Inv - Corporate
Stock

6,781,768.99

8,715,950.18

Statement 13 - Form 990-PF, Part II, Balance Sheet column (b) and (c)

Additional Data

Software ID:
Software Version:
EIN: 75-6013328
Name: MARY E BIVINS TRUST

Form 990PF - Special Condition Description:

Special Condition Description	
L	

Form 990PF Part IV - Capital Gains and Losses for Tax on Investment Income - Columns a - d

(a) List and describe the kind(s) of property sold (e g , real estate, 2-story brick warehouse, or common stock, 200 shs MLC Co)	(b) How acquired P—Purchase D—Donation	(c) Date acquired (mo , day, yr)	(d) Date sold (mo , day, yr)
500000 SH FANNIE MAE	P	2011-08-19	2012-05-02
371 SH GILEAD SCIENCES INC	P	2011-08-09	2011-11-22
207 SH MEDCO HLTH SOLUTIONS INC CO	P	2011-09-22	2012-02-24
131 SH OSHKOSH TRUCK CORPORATION	P	2011-03-10	2012-01-05
179 SH AMERICAN EXPRESS CO	P	2010-11-17	2012-03-30
94 SH DOVER CORP	P	2011-03-30	2012-08-22
46 SH INTEL CORP	P	2009-12-15	2012-04-18
43 SH OCCIDENTAL PETROLEUM CORP	P	2009-12-16	2012-06-07
64 SH TJX COS INC	P	2009-09-04	2012-09-26
533 SH AVON PRODUCTS	P	2008-10-28	2012-01-04
267 SH JOHNSON & JOHNSON	P	2008-10-28	2011-10-25
79 SH NUCOR CORP - COMMON	P	2009-06-19	2012-07-27
574 SH REGAL ENTERTAINMENT GROUP	P	2010-12-03	2012-07-27
80 SH COVENTRY HEALTH CARE	P	2011-01-12	2012-09-13
12 SH KOHLS CORP	P	2009-07-14	2012-01-05
58 SH MSC INDUSTRIAL DIRECT CO	P	2009-12-15	2012-08-17
21 SH SONOCO PRODUCTS CO	P	2009-12-09	2012-09-13
10 SH TRINITY INDUSTRIES I	P	2008-10-28	2011-11-18
330000 SH FANNIE MAE	P	2011-08-22	2012-08-20
89 SH GILEAD SCIENCES INC	P	2011-09-15	2011-12-01
90 SH ORACLE SYSTEMS	P	2011-04-06	2011-12-22
30 SH OSHKOSH TRUCK CORPORATION	P	2011-03-25	2012-01-05
61 SH AMERICAN EXPRESS CO	P	2010-11-29	2012-03-30
116 SH DOVER CORP	P	2011-04-06	2012-08-22
276 SH INTEL CORP	P	2010-07-22	2012-04-18
47 SH OCCIDENTAL PETROLEUM CORP	P	2010-04-20	2012-06-26
186 SH WAL-MART STORES, INC	P	2009-09-29	2012-04-27
181 SH AVON PRODUCTS	P	2009-06-19	2012-01-04
80 SH JOHNSON & JOHNSON	P	2009-06-19	2011-10-25
165 SH NUCOR CORP - COMMON	P	2010-03-18	2012-07-27

Form 990PF Part IV - Capital Gains and Losses for Tax on Investment Income - Columns a - d

(a) List and describe the kind(s) of property sold (e g , real estate, 2-story brick warehouse, or common stock, 200 shs MLC Co)	(b) How acquired P—Purchase D—Donation	(c) Date acquired (mo , day, yr)	(d) Date sold (mo , day, yr)
566 006 SH SUNCOKE ENERGY INC COM	P	2010-05-19	2012-03-05
31 SH DISCOVER FINL SVCS COMM	P	2011-01-12	2012-07-09
10 SH KOHLS CORP	P	2009-11-10	2012-01-05
75 SH NEWFIELD EXPLORATION CO	P	2008-10-28	2012-03-13
41 SH SONOCO PRODUCTS CO	P	2009-12-15	2012-09-13
84 SH VALERO ENERGY CORP COM STK NE	P	2011-04-13	2012-07-30
300000 SH FED FARM CREDIT	P	2011-06-28	2011-11-02
78 SH GILEAD SCIENCES INC	P	2011-09-15	2011-11-22
195 SH ORACLE SYSTEMS	P	2011-04-06	2011-12-28
44 SH OSHKOSH TRUCK CORPORATION	P	2011-05-02	2012-01-05
8 SH APPLE COMPUTER INC	P	2009-09-04	2012-05-14
200 SH DR PEPPER SNAPPLE GROUP	P	2010-07-22	2012-03-09
46 SH INTERNATIONAL BUSINESS MACHS	P	2008-02-22	2011-10-19
90 SH OCCIDENTAL PETROLEUM CORP	P	2010-07-22	2012-06-26
32 SH WAL-MART STORES, INC	P	2009-12-15	2012-04-27
176 SH BRISTOL MYERS SQUIBB CO COM	P	2008-02-22	2011-12-27
410 SH MARATHON PETE CORP COM	P	2008-10-28	2011-10-28
52 5 SH PHILLIPS 66	P	2008-02-22	2012-05-29
1067 SH SUNOCO INC COM	P	2010-05-19	2012-05-02
39 SH DISCOVER FINL SVCS COMM	P	2011-01-12	2012-06-22
47 SH KOHLS CORP	P	2009-12-15	2012-01-05
70 SH NEWFIELD EXPLORATION CO	P	2009-12-15	2012-03-13
31 SH SONOCO PRODUCTS CO	P	2009-12-30	2012-09-13
48 SH VALSPAR CORP	P	2008-10-28	2012-09-25
500000 SH FEDERAL HOME LOAN BANK 2	P	2012-05-02	2012-08-24
158 SH GILEAD SCIENCES INC	P	2011-09-20	2011-12-01
142 SH ORACLE SYSTEMS	P	2011-06-27	2011-12-28
60 SH THE GAP INC	P	2011-01-12	2011-10-07
19 SH APPLE COMPUTER INC	P	2009-09-04	2012-05-09
164 SH DR PEPPER SNAPPLE GROUP	P	2010-07-22	2012-03-15

Form 990PF Part IV - Capital Gains and Losses for Tax on Investment Income - Columns a - d

(a) List and describe the kind(s) of property sold (e g , real estate, 2-story brick warehouse, or common stock, 200 shs MLC Co)	(b) How acquired P—Purchase D—Donation	(c) Date acquired (mo , day, yr)	(d) Date sold (mo , day, yr)
15 SH INTERNATIONAL BUSINESS MACHS	P	2008-09-25	2011-10-19
40 SH ORACLE SYSTEMS	P	2010-11-29	2011-12-22
56 SH WAL-MART STORES, INC	P	2010-07-22	2012-04-27
714 SH BRISTOL MYERS SQUIBB CO COM	P	2008-10-28	2011-12-27
87 SH MARATHON PETE CORP COM	P	2009-06-19	2011-10-28
47 SH PHILLIPS 66	P	2008-02-19	2012-05-29
75 SH AMERISOURCEBERGEN CORP	P	2008-10-28	2012-06-28
52 SH ENDO PHARMECEUTICALS HOLDINGD	P	2008-10-28	2012-03-27
15 SH KOHLS CORP	P	2009-12-16	2012-01-05
69 SH PARAMETRIC TECHNOLOGY CORP	P	2008-10-28	2012-04-25
60 SH SYMANTEC CORP	P	2008-10-28	2012-04-25
23 SH VALSPAR CORP	P	2008-10-28	2012-05-30
395000 SH FREDDIE MAC	P	2012-04-25	2012-08-06
116 SH GILEAD SCIENCES INC	P	2011-09-29	2011-12-01
249 SH SCHLUMBERGER LTD	P	2011-08-09	2012-06-26
200000 SH FED FARM CREDIT	P	2011-06-23	2012-07-27
3 SH APPLE COMPUTER INC	P	2009-12-15	2012-05-14
122 SH DR PEPPER SNAPPLE GROUP	P	2010-09-07	2012-03-15
105 SH MCDONALD'S CORP - COMMON	P	2009-09-29	2012-06-11
51 SH PRAXAIR INC	P	2009-05-18	2011-12-16
151 SH YUM BRANDS INC COM	P	2008-10-28	2012-06-05
261 SH BRISTOL MYERS SQUIBB CO COM	P	2009-06-19	2011-12-27
0 5 SH MARATHON PETE CORP COM	P	2009-06-19	2011-11-02
8 SH PHILLIPS 66	P	2008-06-27	2012-05-29
32 SH ANIXTER INTERNATIONAL INC	P	2008-10-30	2012-07-30
27 SH ENDO PHARMECEUTICALS HOLDINGD	P	2008-10-28	2012-02-28
4 SH L-3 COMMUNICATIONS HL	P	2009-08-19	2012-02-10
53 SH PARAMETRIC TECHNOLOGY CORP	P	2008-10-28	2012-01-27
165 SH SYMANTEC CORP	P	2008-11-07	2012-04-25
45 SH WR BERKLEY CORPORATION	P	2008-10-28	2011-11-01

Form 990PF Part IV - Capital Gains and Losses for Tax on Investment Income - Columns a - d

(a) List and describe the kind(s) of property sold (e g , real estate, 2-story brick warehouse, or common stock, 200 shs MLC Co)	(b) How acquired P—Purchase D—Donation	(c) Date acquired (mo , day, yr)	(d) Date sold (mo , day, yr)
250000 SH MIAMI-DADE CNTY FLA EDL	P	2011-02-14	2011-10-26
1 SH GOOGLE INC	P	2011-04-06	2012-01-11
337 SH WALGREEN CO	P	2011-03-18	2011-12-05
250000 SH FED FARM CREDIT BANK	P	2010-04-20	2012-03-22
131 SH CELGENE CORP	P	2011-02-23	2012-06-12
117 SH DR PEPPER SNAPPLE GROUP	P	2010-12-21	2012-03-19
83 SH MCDONALD'S CORP - COMMON	P	2009-10-30	2012-06-11
229 SH ROSS STORES INC	P	2010-09-07	2012-01-20
15 SH YUM BRANDS INC COM	P	2009-09-04	2012-06-05
1012 SH COMPUTER SCIENCES CORP	P	2011-05-27	2012-07-02
1824 SH MASCO CORP	P	2010-05-28	2011-10-03
174 5 SH PHILLIPS 66	P	2008-10-28	2012-05-29
16 SH ANIXTER INTERNATIONAL INC	P	2008-10-28	2012-07-30
81 SH GEN PROBE INC	P	2009-12-30	2012-05-08
12 SH L-3 COMMUNICATIONS HL	P	2009-09-10	2012-02-10
109 SH PARAMETRIC TECHNOLOGY CORP	P	2009-12-15	2012-04-25
95 SH SYMANTEC CORP	P	2009-12-15	2012-04-25
90 SH 3M CO COM	P	2011-03-30	2011-10-27
29 SH HALLIBURTON INC	P	2010-12-30	2011-12-01
85 SH WALGREEN CO	P	2011-03-25	2011-12-13
175000 SH FED HOME LOAN BANK	P	2006-05-16	2011-11-15
122 SH CELGENE CORP	P	2011-02-23	2012-06-13
125 SH DR PEPPER SNAPPLE GROUP	P	2010-12-21	2012-03-15
33 SH MCDONALD'S CORP - COMMON	P	2009-12-15	2012-06-11
132 SH ROSS STORES INC	P	2010-09-07	2012-06-21
58 SH 3M CO COM	P	2008-02-22	2011-12-23
504 SH HARRIS CORPORATION	P	2009-04-02	2012-05-30
1711 SH NEWYORK COMMUNITY BANCORP	P	2009-05-12	2012-06-28
59 5 SH PHILLIPS 66	P	2009-06-19	2012-05-29
20 SH ANIXTER INTERNATIONAL INC	P	2009-12-15	2012-07-30

Form 990PF Part IV - Capital Gains and Losses for Tax on Investment Income - Columns a - d

(a) List and describe the kind(s) of property sold (e g , real estate, 2-story brick warehouse, or common stock, 200 shs MLC Co)	(b) How acquired P—Purchase D—Donation	(c) Date acquired (mo , day, yr)	(d) Date sold (mo , day, yr)
20 SH GEN PROBE INC	P	2010-02-19	2012-05-08
8 SH L-3 COMMUNICATIONS HL	P	2009-11-10	2012-02-10
49 SH PETSMA RT	P	2010-03-12	2011-12-22
47 SH THE GAP INC	P	2008-10-28	2011-10-07
37 SH CATERPILLAR INC	P	2011-08-09	2012-06-07
144 SH HALLIBURTON INC	P	2010-12-30	2011-12-01
113 SH WALGREEN CO	P	2011-03-25	2011-12-05
500000 SH FEDERAL FARM CREDIT BANK	P	2011-08-30	2012-09-18
64 SH COSTCO WHSL CORP NEW COM	P	2008-05-16	2011-10-05
395 SH EMC CORP	P	2009-03-31	2012-03-08
56 SH MCDONALD'S CORP - COMMON	P	2009-12-16	2012-06-11
123 SH ROSS STORES INC	P	2010-09-07	2012-09-26
40 SH 3M CO COM	P	2008-06-27	2011-12-23
191 SH HARRIS CORPORATION	P	2009-05-07	2012-05-30
305 SH NEWYORK COMMUNITY BANCORP	P	2009-06-19	2012-06-28
0 168 SH PROLOGIS INC COM	P	2009-02-03	2012-09-12
149 SH ANNALY CAP MANAGEMENT INC	P	2011-07-21	2012-08-09
228 SH GREAT PLAIN ENERGY INC	P	2010-11-15	2012-03-13
15 SH L-3 COMMUNICATIONS HL	P	2009-12-09	2012-02-10
11 SH PETSMA RT	P	2010-03-12	2012-05-30
39 SH THE GAP INC	P	2009-06-30	2011-10-07
770 SH CISCO SYSTEMS INC	P	2011-09-19	2012-05-08
48 SH MASTERCARD INC CLASS A	P	2011-06-03	2012-01-05
143 SH WALGREEN CO	P	2011-05-31	2011-12-13
500000 SH FEDERAL HOME LOAN BANK	P	2011-08-22	2012-09-07
74 SH COSTCO WHSL CORP NEW COM	P	2008-10-28	2011-10-05
32 SH EMC CORP	P	2009-09-04	2012-03-08
44 SH MCDONALD'S CORP - COMMON	P	2009-12-16	2012-08-09
98 SH ROSS STORES INC	P	2010-09-23	2012-09-26
247 SH 3M CO COM	P	2008-10-28	2011-12-23

Form 990PF Part IV - Capital Gains and Losses for Tax on Investment Income - Columns a - d

(a) List and describe the kind(s) of property sold (e g , real estate, 2-story brick warehouse, or common stock, 200 shs MLC Co)	(b) How acquired P—Purchase D—Donation	(c) Date acquired (mo , day, yr)	(d) Date sold (mo , day, yr)
133 SH HARRIS CORPORATION	P	2009-06-19	2012-05-30
68 SH NORDSTROM INC	P	2008-09-08	2011-12-23
48 SH REGAL ENTERTAINMENT GROUP	P	2007-09-25	2012-07-27
51 SH AUTOLIV INC	P	2008-10-28	2012-06-13
163 SH GREAT PLAIN ENERGY INC	P	2010-12-07	2012-03-13
23 SH L-3 COMMUNICATIONS HL	P	2009-12-15	2012-02-10
15 SH PETSMART	P	2010-03-30	2012-05-30
82 SH THE GAP INC	P	2009-12-15	2011-10-07
70 SH CISCO SYSTEMS INC	P	2011-09-19	2012-05-11
104 SH MCDONALD'S CORP - COMMON	P	2011-09-13	2012-08-16
191 SH WALGREEN CO	P	2011-09-15	2011-12-13
6758 533 SH HARTFORD GROWTH OPPS-Y	P	2009-12-10	2012-06-12
70 SH DANAHER CORP DE	P	2008-10-28	2012-07-20
377 SH EXXON MOBIL CORP COM	P	2010-07-22	2012-07-10
403 SH MICROSOFT CORP	P	2008-10-28	2012-01-20
406 SH STARBUCKS CORP	P	2011-02-10	2012-04-18
88 SH 3M CO COM	P	2009-06-19	2011-12-23
40 SH HOME DEPOT INC	P	2008-02-22	2012-08-22
704 SH NORDSTROM INC	P	2008-10-28	2011-12-23
160 SH REGAL ENTERTAINMENT GROUP	P	2007-12-21	2012-07-27
25 SH AUTOLIV INC	P	2009-12-15	2012-06-13
261 SH INGRAM MICRO A	P	2008-10-28	2011-11-18
12 SH METTLER TOLEDO INTERNATIONAL	P	2008-10-28	2012-01-27
13 SH PETSMART	P	2010-03-30	2012-06-22
41 SH THE GAP INC	P	2010-02-19	2011-10-07
201 SH CISCO SYSTEMS INC	P	2011-09-29	2012-05-11
23 SH MCDONALD'S CORP - COMMON	P	2011-09-13	2012-08-09
221 SH ZIMMER HLDGS INC COM	P	2011-06-03	2011-10-18
47565 711 SH HUSSMAN STRAGTEGIC GRO	P	2008-06-26	2011-12-12
54 SH DANAHER CORP DE	P	2009-09-04	2012-07-20

Form 990PF Part IV – Capital Gains and Losses for Tax on Investment Income – Columns a – d

(a) List and describe the kind(s) of property sold (e g , real estate, 2-story brick warehouse, or common stock, 200 shs MLC Co)	(b) How acquired P—Purchase D—Donation	(c) Date acquired (mo , day, yr)	(d) Date sold (mo , day, yr)
98 SH EXXON MOBIL CORP COM	P	2010-08-02	2012-07-10
84 SH MICROSOFT CORP	P	2008-10-28	2012-04-20
29 SH STARBUCKS CORP	P	2011-02-10	2012-08-16
590 SH AMERICAN EXPRESS CO	P	2008-10-16	2012-08-28
117 SH HOME DEPOT INC	P	2008-06-27	2012-08-22
83 SH NORDSTROM INC	P	2009-06-19	2011-12-23
95 SH REGAL ENTERTAINMENT GROUP	P	2008-02-19	2012-07-27
27 SH AUTONATION INC DEL COM	P	2008-10-28	2012-09-13
113 SH INGRAM MICRO A	P	2009-12-15	2011-11-18
14 SH METTLER TOLEDO INTERNATIONAL	P	2008-10-28	2012-02-10
2 SH PETSMART	P	2010-04-09	2012-06-22
44 SH THE GAP INC	P	2010-07-12	2011-10-07
318 SH CISCO SYSTEMS INC	P	2011-10-31	2012-05-11
16 SH MEDCO HLTH SOLUTIONS INC COM	P	2011-07-22	2012-02-24
2980 SH FORD MOTOR COMPANY DEL COM	P	2011-12-23	2012-07-24
25553 822 SH HUSSMAN STRAGTEGIC GRO	P	2009-06-16	2011-12-12
48 SH DANAHER CORP DE	P	2009-12-15	2012-07-20
4 SH GOOGLE INC	P	2010-07-22	2012-01-11
315 SH MICROSOFT CORP	P	2009-06-30	2012-04-20
228 SH STARBUCKS CORP	P	2011-02-23	2012-08-16
365 SH AMERICAN EXPRESS CO	P	2008-10-28	2012-08-28
114 SH HOME DEPOT INC	P	2008-10-28	2012-08-22
89 SH NORTHROP CORP - COMMON	P	2008-05-02	2011-12-28
220 SH REGAL ENTERTAINMENT GROUP	P	2008-02-22	2012-07-27
60 SH CONSTELLATION BRANDS INC - A	P	2008-10-28	2012-09-25
97 SH JABIL CIRCUIT INC	P	2010-07-21	2012-01-27
12 SH METTLER TOLEDO INTERNATIONAL	P	2009-12-15	2012-02-10
20 SH PETSMART	P	2010-04-09	2012-07-30
2 SH TOWERS WATSON & CO CL A COM ST	P	2009-05-14	2011-10-07
276 SH CISCO SYSTEMS INC	P	2011-12-23	2012-05-11

Form 990PF Part IV - Capital Gains and Losses for Tax on Investment Income - Columns a - d

(a) List and describe the kind(s) of property sold (e g , real estate, 2-story brick warehouse, or common stock, 200 shs MLC Co)	(b) How acquired P—Purchase D—Donation	(c) Date acquired (mo , day, yr)	(d) Date sold (mo , day, yr)
243 SH MEDCO HLTH SOLUTIONS INC CO	P	2011-07-22	2012-02-07
719 SH MASCO CORP	P	2010-10-14	2011-10-03
13188 518 SH HUSSMAN STRAGTEGIC GRO	P	2009-08-31	2011-12-12
70 SH DANAHER CORP DE	P	2010-03-23	2012-07-20
25 SH GOOGLE INC	P	2010-08-02	2012-01-11
11 SH OCCIDENTAL PETROLEUM CORP	P	2009-08-26	2012-06-07
142 SH STARBUCKS CORP	P	2011-03-30	2012-08-16
123 SH AVON PRODUCTS	P	2008-02-19	2012-01-04
39 SH JOHNSON & JOHNSON	P	2007-12-21	2011-10-25
244 SH NORTHROP CORP - COMMON	P	2008-10-28	2011-12-28
796 SH REGAL ENTERTAINMENT GROUP	P	2008-10-28	2012-07-27
36 SH COVENTRY HEALTH CARE	P	2010-09-20	2012-09-13
17 SH KOHLS CORP	P	2009-05-22	2011-12-05
8 SH MSC INDUSTRIAL DIRECT CO	P	2008-10-28	2012-08-17
9 SH SONOCO PRODUCTS CO	P	2008-08-18	2012-09-13
29 SH TOWERS WATSON & CO CL A COM S	P	2009-12-15	2011-10-07
102 SH DR PEPPER SNAPPLE GROUP	P	2011-04-06	2012-03-19
163 SH MEDCO HLTH SOLUTIONS INC CO	P	2011-09-23	2012-03-30
816 SH TRANSOCEAN LTD SWITZ	P	2012-01-04	2012-04-13
141 SH 3M CO COM	P	2010-09-23	2011-10-27
392 SH DIRECTTV	P	2008-10-28	2011-11-11
118 SH INTEL CORP	P	2009-05-18	2012-04-18
52 SH OCCIDENTAL PETROLEUM CORP	P	2009-09-04	2012-06-07
104 SH TJX COS INC	P	2008-10-28	2012-09-26
155 SH AVON PRODUCTS	P	2008-02-22	2012-01-04
40 SH JOHNSON & JOHNSON	P	2008-02-19	2011-10-25
143 SH NORTHROP CORP - COMMON	P	2009-06-19	2011-12-28
282 SH REGAL ENTERTAINMENT GROUP	P	2009-06-19	2012-07-27
86 SH COVENTRY HEALTH CARE	P	2010-09-20	2012-08-29
1 SH KOHLS CORP	P	2009-06-19	2012-01-05

Form 990PF Part IV - Capital Gains and Losses for Tax on Investment Income - Columns a - d

(a) List and describe the kind(s) of property sold (e g , real estate, 2-story brick warehouse, or common stock, 200 shs MLC Co)	(b) How acquired P—Purchase D—Donation	(c) Date acquired (mo , day, yr)	(d) Date sold (mo , day, yr)
32 SH MSC INDUSTRIAL DIRECT CO	P	2008-10-28	2012-07-30
38 SH SONOCO PRODUCTS CO	P	2008-10-28	2012-09-13
9 SH TRINITY INDUSTRIES I	P	2008-05-29	2011-11-18
89 SH DR PEPPER SNAPPLE GROUP	P	2011-04-06	2012-03-16
93 SH MEDCO HLTH SOLUTIONS INC COM	P	2011-09-22	2012-03-30
52 SH KLA-TENCOR CORP	P	2012-02-28	2012-08-29
8 SH AMERICAN EXPRESS CO	P	2010-09-28	2012-03-30
57 SH DOVER CORP	P	2010-12-21	2012-08-22
215 SH INTEL CORP	P	2009-09-04	2012-04-18
108 SH OCCIDENTAL PETROLEUM CORP	P	2009-12-16	2012-06-26
188 SH TJX COS INC	P	2008-10-28	2012-06-21
78 SH AVON PRODUCTS	P	2008-06-27	2012-01-04
70 SH JOHNSON & JOHNSON	P	2008-02-22	2011-10-25
440 SH NUCOR CORP - COMMON	P	2009-06-09	2012-07-27
223 SH REGAL ENTERTAINMENT GROUP	P	2010-03-23	2012-07-27
53 SH COVENTRY HEALTH CARE	P	2010-09-20	2012-06-28
26 SH KOHLS CORP	P	2009-06-19	2011-12-05
31 SH MSC INDUSTRIAL DIRECT CO	P	2008-10-28	2011-11-18
21 SH SONOCO PRODUCTS CO	P	2009-07-23	2012-09-13
29 SH TRINITY INDUSTRIES I	P	2008-10-13	2011-11-18

Form 990PF Part IV - Capital Gains and Losses for Tax on Investment Income - Columns e - h

(e) Gross sales price	(f) Depreciation allowed (or allowable)	(g) Cost or other basis plus expense of sale	(h) Gain or (loss) (e) plus (f) minus (g)
502,500		500,000	2,500
14,359		13,971	388
13,229		9,974	3,255
2,964		4,472	-1,508
10,352		7,424	2,928
5,366		6,093	-727
1,288		917	371
3,674		3,449	225
2,841		1,155	1,686
9,280		13,080	-3,800
17,105		16,442	663
2,989		3,719	-730
7,819		8,374	-555
3,300		2,348	952
561		533	28
4,078		2,731	1,347
643		621	22
283		157	126
388,575		391,630	-3,055
3,526		3,528	-2
2,306		3,030	-724
679		1,091	-412
3,528		2,637	891
6,622		7,712	-1,090
7,728		5,995	1,733
3,628		4,078	-450
10,970		9,164	1,806
3,151		4,688	-1,537
5,125		4,519	606
6,243		7,379	-1,136

Form 990PF Part IV - Capital Gains and Losses for Tax on Investment Income - Columns e - h

(e) Gross sales price	(f) Depreciation allowed (or allowable)	(g) Cost or other basis plus expense of sale	(h) Gain or (loss) (e) plus (f) minus (g)
7,822			7,822
1,083		613	470
468		565	-97
2,660		1,409	1,251
1,255		1,199	56
2,194		2,353	-159
318,036		299,700	18,336
3,019		3,092	-73
4,965		6,565	-1,600
996		1,361	-365
4,510		1,353	3,157
7,592		7,903	-311
8,194		4,892	3,302
6,947		7,382	-435
1,887		1,727	160
6,195		3,916	2,279
15,248		7,708	7,540
1,648		1,916	-268
53,018		30,746	22,272
1,312		771	541
2,198		2,591	-393
2,483		3,191	-708
949		930	19
2,780		816	1,964
500,000		500,000	
6,260		6,438	-178
3,615		4,466	-851
1,036		1,223	-187
10,832		3,214	7,618
6,313		6,481	-168

Form 990PF Part IV - Capital Gains and Losses for Tax on Investment Income - Columns e - h

(e) Gross sales price	(f) Depreciation allowed (or allowable)	(g) Cost or other basis plus expense of sale	(h) Gain or (loss) (e) plus (f) minus (g)
2,672		1,810	862
1,025		1,089	-64
3,303		2,846	457
25,132		13,766	11,366
3,236		2,195	1,041
1,475		1,724	-249
2,880		1,125	1,755
2,009		768	1,241
702		826	-124
1,386		830	556
963		844	119
1,117		391	726
410,800		395,245	15,555
4,596		4,485	111
14,780		19,024	-4,244
200,000		199,000	1,000
1,691		588	1,103
4,696		4,683	13
9,161		6,020	3,141
5,274		3,681	1,593
9,700		4,112	5,588
9,187		5,369	3,818
19		13	6
251		338	-87
1,764		1,058	706
1,018		399	619
279		296	-17
1,403		638	765
2,648		2,161	487
1,529		1,045	484

Form 990PF Part IV - Capital Gains and Losses for Tax on Investment Income - Columns e - h

(e) Gross sales price	(f) Depreciation allowed (or allowable)	(g) Cost or other basis plus expense of sale	(h) Gain or (loss) (e) plus (f) minus (g)
277,492		259,990	17,502
626		573	53
11,553		13,759	-2,206
250,000		250,000	
8,327		6,991	1,336
4,498		4,313	185
7,242		4,881	2,361
11,738		5,943	5,795
963		506	457
24,718		40,095	-15,377
12,805		24,713	-11,908
5,477		3,790	1,687
882		475	407
6,577		3,499	3,078
837		929	-92
2,189		1,726	463
1,525		1,698	-173
7,298		8,330	-1,032
1,054		1,185	-131
2,906		3,381	-475
175,000		177,494	-2,494
7,860		6,511	1,349
4,811		4,608	203
2,879		2,049	830
8,827		3,426	5,401
4,751		4,563	188
19,956		15,502	4,454
20,808		19,036	1,772
1,867		1,188	679
1,102		959	143

Form 990PF Part IV - Capital Gains and Losses for Tax on Investment Income - Columns e - h

(e) Gross sales price	(f) Depreciation allowed (or allowable)	(g) Cost or other basis plus expense of sale	(h) Gain or (loss) (e) plus (f) minus (g)
1,624		872	752
558		617	-59
2,503		1,519	984
812		551	261
3,275		3,155	120
5,233		5,886	-653
3,874		4,495	-621
510,290		499,904	10,386
5,101		4,693	408
11,201		4,578	6,623
4,886		3,506	1,380
7,946		3,192	4,754
3,276		2,774	502
7,563		5,478	2,085
3,709		3,269	440
6		4	2
2,496		2,682	-186
4,530		4,355	175
1,047		1,206	-159
706		341	365
674		638	36
14,360		12,659	1,701
17,044		13,245	3,799
4,890		6,242	-1,352
500,000		500,000	
5,898		4,046	1,852
907		510	397
3,845		2,755	1,090
6,331		2,737	3,594
20,231		15,040	5,191

Form 990PF Part IV - Capital Gains and Losses for Tax on Investment Income - Columns e - h

(e) Gross sales price	(f) Depreciation allowed (or allowable)	(g) Cost or other basis plus expense of sale	(h) Gain or (loss) (e) plus (f) minus (g)
5,266		3,772	1,494
3,379		2,346	1,033
654		1,054	-400
2,743		1,024	1,719
3,239		3,188	51
1,605		1,976	-371
963		480	483
1,416		1,803	-387
1,170		1,151	19
9,151		8,970	181
6,531		7,075	-544
196,268		157,136	39,132
3,577		1,875	1,702
31,439		22,346	9,093
11,715		8,894	2,821
24,505		13,487	11,018
7,208		5,259	1,949
2,268		1,089	1,179
34,980		10,172	24,808
2,180		2,897	-717
1,345		1,097	248
4,783		3,213	1,570
2,110		832	1,278
864		416	448
708		815	-107
3,359		3,142	217
2,010		1,984	26
11,531		14,517	-2,986
606,463		752,490	-146,027
2,759		1,762	997

Form 990PF Part IV - Capital Gains and Losses for Tax on Investment Income - Columns e - h

(e) Gross sales price	(f) Depreciation allowed (or allowable)	(g) Cost or other basis plus expense of sale	(h) Gain or (loss) (e) plus (f) minus (g)
8,172		6,076	2,096
2,744		1,854	890
1,395		963	432
33,978		13,587	20,391
6,635		2,827	3,808
4,124		1,603	2,521
1,294		1,974	-680
1,127		122	1,005
2,071		1,936	135
2,517		970	1,547
133		65	68
760		829	-69
5,314		5,854	-540
1,023		1,056	-33
26,760		32,631	-5,871
325,811		331,944	-6,133
2,453		1,748	705
2,504		1,935	569
10,292		7,488	2,804
10,966		7,239	3,727
21,021		8,748	12,273
6,464		2,267	4,197
5,171		6,015	-844
2,997		4,442	-1,445
1,949		750	1,199
2,189		1,419	770
2,157		1,229	928
1,348		646	702
123		81	42
4,612		5,089	-477

Form 990PF Part IV - Capital Gains and Losses for Tax on Investment Income - Columns e - h

(e) Gross sales price	(f) Depreciation allowed (or allowable)	(g) Cost or other basis plus expense of sale	(h) Gain or (loss) (e) plus (f) minus (g)
14,550		16,031	-1,481
5,047		8,235	-3,188
168,154		170,000	-1,846
3,577		2,702	875
15,653		12,286	3,367
940		816	124
6,830		5,229	1,601
2,142		4,823	-2,681
2,498		2,658	-160
14,177		9,559	4,618
10,843		8,554	2,289
1,485		757	728
855		704	151
563		256	307
276		306	-30
1,788		1,381	407
3,921		3,824	97
11,382		7,842	3,540
39,452		32,975	6,477
11,434		12,192	-758
17,934		7,358	10,576
3,304		1,829	1,475
4,443		3,769	674
4,617		1,246	3,371
2,699		5,800	-3,101
2,563		2,546	17
8,308		6,105	2,203
3,841		3,728	113
3,593		1,809	1,784
47		44	3

Form 990PF Part IV - Capital Gains and Losses for Tax on Investment Income - Columns e - h

(e) Gross sales price	(f) Depreciation allowed (or allowable)	(g) Cost or other basis plus expense of sale	(h) Gain or (loss) (e) plus (f) minus (g)
2,243		1,026	1,217
1,163		848	315
254		359	-105
3,415		3,337	78
6,494		4,481	2,013
2,706		2,544	162
463		346	117
3,254		3,280	-26
6,020		4,190	1,830
8,336		8,663	-327
8,108		2,252	5,856
1,358		2,760	-1,402
4,484		4,389	95
16,648		20,997	-4,349
3,038		3,961	-923
1,718		1,115	603
1,307		1,139	168
2,042		994	1,048
643		567	76
819		623	196

Form 990PF Part IV - Capital Gains and Losses for Tax on Investment Income - Columns i - l

Complete only for assets showing gain in column (h) and owned by the foundation on 12/31/69			(l) Gains (Col (h) gain minus col (k), but not less than -0-) or Losses (from col (h))
(i) F M V as of 12/31/69	(j) Adjusted basis as of 12/31/69	(k) Excess of col (i) over col (j), if any	
			2,500
			388
			3,255
			-1,508
			2,928
			-727
			371
			225
			1,686
			-3,800
			663
			-730
			-555
			952
			28
			1,347
			22
			126
			-3,055
			-2
			-724
			-412
			891
			-1,090
			1,733
			-450
			1,806
			-1,537
			606
			-1,136

Form 990PF Part IV - Capital Gains and Losses for Tax on Investment Income - Columns i - l

Complete only for assets showing gain in column (h) and owned by the foundation on 12/31/69			(l) Gains (Col (h) gain minus col (k), but not less than -0-) or Losses (from col (h))
(i) FMV as of 12/31/69	(j) Adjusted basis as of 12/31/69	(k) Excess of col (i) over col (j), if any	
			7,822
			470
			-97
			1,251
			56
			-159
			18,336
			-73
			-1,600
			-365
			3,157
			-311
			3,302
			-435
			160
			2,279
			7,540
			-268
			22,272
			541
			-393
			-708
			19
			1,964
			-178
			-851
			-187
			7,618
			-168

Form 990PF Part IV - Capital Gains and Losses for Tax on Investment Income - Columns i - l

Complete only for assets showing gain in column (h) and owned by the foundation on 12/31/69			(l) Gains (Col (h) gain minus col (k), but not less than -0-) or Losses (from col (h))
(i) F M V as of 12/31/69	(j) Adjusted basis as of 12/31/69	(k) Excess of col (i) over col (j), if any	
			862
			-64
			457
			11,366
			1,041
			-249
			1,755
			1,241
			-124
			556
			119
			726
			15,555
			111
			-4,244
			1,000
			1,103
			13
			3,141
			1,593
			5,588
			3,818
			6
			-87
			706
			619
			-17
			765
			487
			484

Form 990PF Part IV - Capital Gains and Losses for Tax on Investment Income - Columns i - l

Complete only for assets showing gain in column (h) and owned by the foundation on 12/31/69			(l) Gains (Col (h) gain minus col (k), but not less than -0-) or Losses (from col (h))
(i) FMV as of 12/31/69	(j) Adjusted basis as of 12/31/69	(k) Excess of col (i) over col (j), if any	
			17,502
			53
			-2,206
			1,336
			185
			2,361
			5,795
			457
			-15,377
			-11,908
			1,687
			407
			3,078
			-92
			463
			-173
			-1,032
			-131
			-475
			-2,494
			1,349
			203
			830
			5,401
			188
			4,454
			1,772
			679
			143

Form 990PF Part IV - Capital Gains and Losses for Tax on Investment Income - Columns i - l

Complete only for assets showing gain in column (h) and owned by the foundation on 12/31/69			(l) Gains (Col (h) gain minus col (k), but not less than -0-) or Losses (from col (h))
(i) F M V as of 12/31/69	(j) Adjusted basis as of 12/31/69	(k) Excess of col (i) over col (j), if any	
			752
			-59
			984
			261
			120
			-653
			-621
			10,386
			408
			6,623
			1,380
			4,754
			502
			2,085
			440
			2
			-186
			175
			-159
			365
			36
			1,701
			3,799
			-1,352
			1,852
			397
			1,090
			3,594
			5,191

Form 990PF Part IV - Capital Gains and Losses for Tax on Investment Income - Columns i - l

Complete only for assets showing gain in column (h) and owned by the foundation on 12/31/69			(l) Gains (Col (h) gain minus col (k), but not less than -0-) or Losses (from col (h))
(i) F M V as of 12/31/69	(j) Adjusted basis as of 12/31/69	(k) Excess of col (i) over col (j), if any	
			1,494
			1,033
			-400
			1,719
			51
			-371
			483
			-387
			19
			181
			-544
			39,132
			1,702
			9,093
			2,821
			11,018
			1,949
			1,179
			24,808
			-717
			248
			1,570
			1,278
			448
			-107
			217
			26
			-2,986
			-146,027
			997

Form 990PF Part IV - Capital Gains and Losses for Tax on Investment Income - Columns i - l

Complete only for assets showing gain in column (h) and owned by the foundation on 12/31/69			(l) Gains (Col (h) gain minus col (k), but not less than -0-) or Losses (from col (h))
(i) F M V as of 12/31/69	(j) Adjusted basis as of 12/31/69	(k) Excess of col (i) over col (j), if any	
			2,096
			890
			432
			20,391
			3,808
			2,521
			-680
			1,005
			135
			1,547
			68
			-69
			-540
			-33
			-5,871
			-6,133
			705
			569
			2,804
			3,727
			12,273
			4,197
			-844
			-1,445
			1,199
			770
			928
			702
			42
			-477

Form 990PF Part IV - Capital Gains and Losses for Tax on Investment Income - Columns i - l

Complete only for assets showing gain in column (h) and owned by the foundation on 12/31/69			(l) Gains (Col (h) gain minus col (k), but not less than -0-) or Losses (from col (h))
(i) FMV as of 12/31/69	(j) Adjusted basis as of 12/31/69	(k) Excess of col (i) over col (j), if any	
			-1,481
			-3,188
			-1,846
			875
			3,367
			124
			1,601
			-2,681
			-160
			4,618
			2,289
			728
			151
			307
			-30
			407
			97
			3,540
			6,477
			-758
			10,576
			1,475
			674
			3,371
			-3,101
			17
			2,203
			113
			1,784
			3

Form 990PF Part IV - Capital Gains and Losses for Tax on Investment Income - Columns i - l

Complete only for assets showing gain in column (h) and owned by the foundation on 12/31/69			(l) Gains (Col (h) gain minus col (k), but not less than -0-) or Losses (from col (h))
(i) F M V as of 12/31/69	(j) Adjusted basis as of 12/31/69	(k) Excess of col (i) over col (j), if any	
			1,217
			315
			-105
			78
			2,013
			162
			117
			-26
			1,830
			-327
			5,856
			-1,402
			95
			-4,349
			-923
			603
			168
			1,048
			76
			196