



See a Social Security Number? Say Something!
Report Privacy Problems to <https://public.resource.org/privacy>
Or call the IRS Identity Theft Hotline at 1-800-908-4490



Form **990-PF**

Department of the Treasury
Internal Revenue Service

Return of Private Foundation
or Section 4947(a)(1) Nonexempt Charitable Trust
Treated as a Private Foundation

Note. The foundation may be able to use a copy of this return to satisfy state reporting requirements

OMB No 1545-0052
2011

For calendar year 2011, or tax year beginning 10-01-2011 , and ending 09-30-2012

G Check all that apply

☐ Initial return

☐ Initial return of a former public charity

☐ Final return

☐ Amended return

☐ Address change

☐ Name change

Name of foundation
JE RANCH FOUNDATION

Number and street (or P O box number if mail is not delivered to street address)
PO BOX 342

City or town, state, and ZIP code
BLANCHARD, OK 730100342

A Employer identification number
73-1507603

B Telephone number (see page 10 of the instructions)
(405) 485-9710

C If exemption application is pending, check here ☐
D 1. Foreign organizations, check here ☐
2. Foreign organizations meeting the 85% test, check here and attach computation ☐
E If private foundation status was terminated under section 507(b)(1)(A), check here ☐
F If the foundation is in a 60-month termination under section 507(b)(1)(B), check here ☐

H Check type of organization ☒ Section 501(c)(3) exempt private foundation
☐ Section 4947(a)(1) nonexempt charitable trust ☐ Other taxable private foundation

I Fair market value of all assets at end of year (from Part II, col. (c), line 16)
\$ 3,979,364

J Accounting method ☐ Cash ☒ Accrual
☐ Other (specify) _____
(Part I, column (d) must be on cash basis.)

Part I Analysis of Revenue and Expenses (The total of amounts in columns (b), (c), and (d) may not necessarily equal the amounts in column (a) (see page 11 of the instructions))		(a) Revenue and expenses per books	(b) Net investment income	(c) Adjusted net income	(d) Disbursements for charitable purposes (cash basis only)
Revenue	1 Contributions, gifts, grants, etc , received (attach schedule)				
	2 Check <input checked="" type="checkbox"/> if the foundation is not required to attach Sch B				
	3 Interest on savings and temporary cash investments				
	4 Dividends and interest from securities.	14,656	14,656	14,656	
	5a Gross rents				
	b Net rental income or (loss) _____				
	6a Net gain or (loss) from sale of assets not on line 10				
	b Gross sales price for all assets on line 6a _____				
	7 Capital gain net income (from Part IV, line 2)				
	8 Net short-term capital gain				
	9 Income modifications				
	10a Gross sales less returns and allowances				
Operating and Administrative Expenses	b Less Cost of goods sold				
	c Gross profit or (loss) (attach schedule)				
	11 Other income (attach schedule)	266,355	53,089	266,355	
	12 Total. Add lines 1 through 11	281,011	67,745	281,011	
	13 Compensation of officers, directors, trustees, etc				
	14 Other employee salaries and wages				
	15 Pension plans, employee benefits				
	16a Legal fees (attach schedule).				
	b Accounting fees (attach schedule).	6,159	1,478	1,478	3,203
	c Other professional fees (attach schedule)				
	17 Interest				
	18 Taxes (attach schedule) (see page 14 of the instructions)	5,190	4,517	212	460
	19 Depreciation (attach schedule) and depletion	87,201			
	20 Occupancy	2,584	620		1,964
	21 Travel, conferences, and meetings	7,338			7,338
	22 Printing and publications				
	23 Other expenses (attach schedule).	265,435	81	213,266	52,088
	24 Total operating and administrative expenses.				
	Add lines 13 through 23	373,907	6,696	214,956	65,053
	25 Contributions, gifts, grants paid	0			0
	26 Total expenses and disbursements. Add lines 24 and 25	373,907	6,696	214,956	65,053
	27 Subtract line 26 from line 12				
	a Excess of revenue over expenses and disbursements	-92,896			
	b Net investment income (if negative, enter -0-)		61,049		
	c Adjusted net income (if negative, enter -0-)			66,055	

For Privacy Act and Paperwork Reduction Act Notice, see page 30 of the instructions.

Cat No 11289X

Form **990-PF** (2011)

Part II Balance Sheets		Attached schedules and amounts in the description column should be for end-of-year amounts only (See instructions)	Beginning of year	End of year	
			(a) Book Value	(b) Book Value	(c) Fair Market Value
Assets	1	Cash—non-interest-bearing			
	2	Savings and temporary cash investments	1,819,602	1,720,092	1,720,092
	3	Accounts receivable ▶ _____ Less allowance for doubtful accounts ▶ _____			
	4	Pledges receivable ▶ _____ Less allowance for doubtful accounts ▶ _____			
	5	Grants receivable			
	6	Receivables due from officers, directors, trustees, and other disqualified persons (attach schedule) (see page 15 of the instructions)			
	7	Other notes and loans receivable (attach schedule) ▶ _____ Less allowance for doubtful accounts ▶ _____			
	8	Inventories for sale or use			
	9	Prepaid expenses and deferred charges			
	10a	Investments—U S and state government obligations (attach schedule)			
	b	Investments—corporate stock (attach schedule)	367,403 <input checked="" type="checkbox"/>	412,801	535,656
	c	Investments—corporate bonds (attach schedule).			
	11	Investments—land, buildings, and equipment basis ▶ _____ Less accumulated depreciation (attach schedule) ▶ _____			
	12	Investments—mortgage loans			
	13	Investments—other (attach schedule)			
	14	Land, buildings, and equipment basis ▶ _____ 1,524,633 Less accumulated depreciation (attach schedule) ▶ _____ 429,910	1,133,507 <input checked="" type="checkbox"/>	1,094,723	1,723,616
Liabilities	15	Other assets (describe ▶ _____)			
	16	Total assets (to be completed by all filers—see the instructions Also, see page 1, item I)	3,320,512	3,227,616	3,979,364
	17	Accounts payable and accrued expenses			
	18	Grants payable			
	19	Deferred revenue			
	20	Loans from officers, directors, trustees, and other disqualified persons			
	21	Mortgages and other notes payable (attach schedule)			
	22	Other liabilities (describe ▶ _____)			
	23	Total liabilities (add lines 17 through 22)		0	
Net Assets or Fund Balances		Foundations that follow SFAS 117, check here ▶ <input type="checkbox"/> and complete lines 24 through 26 and lines 30 and 31.			
	24	Unrestricted			
	25	Temporarily restricted			
	26	Permanently restricted			
		Foundations that do not follow SFAS 117, check here ▶ <input checked="" type="checkbox"/> and complete lines 27 through 31.			
	27	Capital stock, trust principal, or current funds			
	28	Paid-in or capital surplus, or land, bldg , and equipment fund			
	29	Retained earnings, accumulated income, endowment, or other funds	3,320,512	3,227,616	
	30	Total net assets or fund balances (see page 17 of the instructions)	3,320,512	3,227,616	
	31	Total liabilities and net assets/fund balances (see page 17 of the instructions)	3,320,512	3,227,616	

Part III Analysis of Changes in Net Assets or Fund Balances

1	Total net assets or fund balances at beginning of year—Part II, column (a), line 30 (must agree with end-of-year figure reported on prior year’s return)	1	3,320,512
2	Enter amount from Part I, line 27a	2	-92,896
3	Other increases not included in line 2 (itemize) ▶ _____	3	
4	Add lines 1, 2, and 3	4	3,227,616
5	Decreases not included in line 2 (itemize) ▶ _____	5	
6	Total net assets or fund balances at end of year (line 4 minus line 5)—Part II, column (b), line 30	6	3,227,616

Part IV

Capital Gains and Losses for Tax on Investment Income

(a) List and describe the kind(s) of property sold (e g , real estate, 2-story brick warehouse, or common stock, 200 shs MLC Co)		(b) How acquired P—Purchase D—Donation	(c) Date acquired (mo , day, yr)	(d) Date sold (mo , day, yr)	
1a					
(e) Gross sales price		(f) Depreciation allowed (or allowable)	(g) Cost or other basis plus expense of sale		(h) Gain or (loss) (e) plus (f) minus (g)
a					
b					
c					
d					
e					
Complete only for assets showing gain in column (h) and owned by the foundation on 12/31/69					(i) Gains (Col (h) gain minus col (k), but not less than -0-) or Losses (from col (h))
(i) F M V as of 12/31/69		(j) Adjusted basis as of 12/31/69	(k) Excess of col (i) over col (j), if any		
a					
b					
c					
d					
e					
2	Capital gain net income or (net capital loss) <div>If gain, also enter in Part I, line 7 If (loss), enter -0- in Part I, line 7</div>				2
3	Net short-term capital gain or (loss) as defined in sections 1222(5) and (6) <div>If gain, also enter in Part I, line 8, column (c) (see pages 13 and 17 of the instructions) If (loss), enter -0- in Part I, line 8</div>				3

Part V

Qualification Under Section 4940(e) for Reduced Tax on Net Investment Income

(For optional use by domestic private foundations subject to the section 4940(a) tax on net investment income)

If section 4940(d)(2) applies, leave this part blank

Was the foundation liable for the section 4942 tax on the distributable amount of any year in the base period? ☐ Yes ☒ No

If "Yes," the foundation does not qualify under section 4940(e) Do not complete this part

1 Enter the appropriate amount in each column for each year, see page 18 of the instructions before making any entries

(a) Base period years Calendar year (or tax year beginning in)	(b) Adjusted qualifying distributions	(c) Net value of noncharitable-use assets	(d) Distribution ratio (col (b) divided by col (c))
2010	213,571	2,159,076	0 098918
2009	114,629	1,916,468	0 059813
2008	80,311	1,563,883	0 051354
2007	105,798	1,264,156	0 083691
2006	20,937	1,106,672	0 018919
2 Total of line 1, column (d). 0 312695			
3 Average distribution ratio for the 5-year base period—divide the total on line 2 by 5, or by the number of years the foundation has been in existence if less than 5 years 0 062539			
4 Enter the net value of noncharitable-use assets for 2011 from Part X, line 5. 2,220,997			
5 Multiply line 4 by line 3. 138,899			
6 Enter 1% of net investment income (1% of Part I, line 27b). 610			
7 Add lines 5 and 6. 139,509			
8 Enter qualifying distributions from Part XII, line 4. 65,053			

If line 8 is equal to or greater than line 7, check the box in Part VI, line 1b, and complete that part using a 1% tax rate See the Part VI instructions on page 18

Part VIExcise Tax Based on Investment Income (Section 4940(a), 4940(b), 4940(e), or 4948—see page 18 of the instructions)

1a		Exempt operating foundations described in section 4940(d)(2), check here <input type="checkbox"/> and enter "N/A" on line 1			
		Date of ruling or determination letter _____ (attach copy of letter if necessary—see instructions)			
b		Domestic foundations that meet the section 4940(e) requirements in Part V, check here <input type="checkbox"/> and enter 1% of Part I, line 27b		1	1,221
c		All other domestic foundations enter 2% of line 27b Exempt foreign organizations enter 4% of Part I, line 12, col (b)			
2		Tax under section 511 (domestic section 4947(a)(1) trusts and taxable foundations only Others enter -0-)		2	
3		Add lines 1 and 2.		3	1,221
4		Subtitle A (income) tax (domestic section 4947(a)(1) trusts and taxable foundations only Others enter -0-)		4	
5		Tax based on investment income. Subtract line 4 from line 3 If zero or less, enter -0-		5	1,221
6		Credits/Payments			
a		2011 estimated tax payments and 2010 overpayment credited to 2011	6a		
b		Exempt foreign organizations—tax withheld at source	6b		
c		Tax paid with application for extension of time to file (Form 8868)	6c		
d		Backup withholding erroneously withheld	6d		
7		Total credits and payments Add lines 6a through 6d.		7	
8		Enter any penalty for underpayment of estimated tax Check here <input checked="" type="checkbox"/> if Form 2220 is attached		8	15
9		Tax due. If the total of lines 5 and 8 is more than line 7, enter amount owed		9	1,236
10		Overpayment. If line 7 is more than the total of lines 5 and 8, enter the amount overpaid.		10	
11		Enter the amount of line 10 to be Credited to 2012 estimated tax <input type="checkbox"/> 0	Refunded <input type="checkbox"/>	11	

Part VII-AStatements Regarding Activities

1a	During the tax year, did the foundation attempt to influence any national, state, or local legislation or did it participate or intervene in any political campaign?		Yes	No
		1a		No
b	Did it spend more than \$100 during the year (either directly or indirectly) for political purposes (see page 19 of the instructions for definition)? <i>If the answer is "Yes" to 1a or 1b, attach a detailed description of the activities and copies of any materials published or distributed by the foundation in connection with the activities.</i>	1b		No
c	Did the foundation file Form 1120-POL for this year?	1c		No
d	Enter the amount (if any) of tax on political expenditures (section 4955) imposed during the year (1) On the foundation <input type="checkbox"/> \$ _____ (2) On foundation managers <input type="checkbox"/> \$ _____			
e	Enter the reimbursement (if any) paid by the foundation during the year for political expenditure tax imposed on foundation managers <input type="checkbox"/> \$ _____			
2	Has the foundation engaged in any activities that have not previously been reported to the IRS? <i>If "Yes," attach a detailed description of the activities.</i>	2		No
3	Has the foundation made any changes, not previously reported to the IRS, in its governing instrument, articles of incorporation, or bylaws, or other similar instruments? <i>If "Yes," attach a conformed copy of the changes</i>	3		No
4a	Did the foundation have unrelated business gross income of \$1,000 or more during the year?	4a		No
b	If "Yes," has it filed a tax return on Form 990-T for this year?	4b		
5	Was there a liquidation, termination, dissolution, or substantial contraction during the year? <i>If "Yes," attach the statement required by General Instruction T.</i>	5		No
6	Are the requirements of section 508(e) (relating to sections 4941 through 4945) satisfied either • By language in the governing instrument, or • By state legislation that effectively amends the governing instrument so that no mandatory directions that conflict with the state law remain in the governing instrument?	6	Yes	
7	Did the foundation have at least \$5,000 in assets at any time during the year? <i>If "Yes," complete Part II, col (c), and Part XV</i>	7	Yes	
8a	Enter the states to which the foundation reports or with which it is registered (see page 19 of the instructions) <input type="checkbox"/> OK _____			
b	If the answer is "Yes" to line 7, has the foundation furnished a copy of Form 990-PF to the Attorney General (or designate) of each state as required by General Instruction G? <i>If "No," attach explanation .</i>	8b	Yes	
9	Is the foundation claiming status as a private operating foundation within the meaning of section 4942(j)(3) or 4942(j)(5) for calendar year 2011 or the taxable year beginning in 2011 (see instructions for Part XIV on page 27)? <i>If "Yes," complete Part XIV</i>	9	Yes	
10	Did any persons become substantial contributors during the tax year? <i>If "Yes," attach a schedule listing their names and addresses</i>	10		No

Part VII-A Statements Regarding Activities (continued)

11	At any time during the year, did the foundation, directly or indirectly, own a controlled entity within the meaning of section 512(b)(13)? If "Yes," attach schedule (see page 20 of the instructions).	11		No
12	Did the foundation acquire a direct or indirect interest in any applicable insurance contract before August 17, 2008?	12		No
13	Did the foundation comply with the public inspection requirements for its annual returns and exemption application? Website address N/A	13	Yes	
14	The books are in care of SCOTT ANNE RICHEY Telephone no (405) 485-9710 Located at PO BOX 342 BLANCHARD OK ZIP+4 73010			
15	Section 4947(a)(1) nonexempt charitable trusts filing Form 990-PF in lieu of Form 1041—Check here and enter the amount of tax-exempt interest received or accrued during the year.			
16	At any time during calendar year 2011, did the foundation have an interest in or a signature or other authority over a bank, securities, or other financial account in a foreign country?	15		
	See the instructions for exceptions and filing requirements for Form TD F 90-22.1 If "Yes", enter the name of the foreign country	16	Yes	No

Part VII-B Statements Regarding Activities for Which Form 4720 May Be Required

File Form 4720 if any item is checked in the "Yes" column, unless an exception applies.			Yes	No
1a	During the year did the foundation (either directly or indirectly) (1) Engage in the sale or exchange, or leasing of property with a disqualified person? (2) Borrow money from, lend money to, or otherwise extend credit to (or accept it from) a disqualified person? (3) Furnish goods, services, or facilities to (or accept them from) a disqualified person? (4) Pay compensation to, or pay or reimburse the expenses of, a disqualified person? (5) Transfer any income or assets to a disqualified person (or make any of either available for the benefit or use of a disqualified person)? (6) Agree to pay money or property to a government official? (Exception. Check "No" if the foundation agreed to make a grant to or to employ the official for a period after termination of government service, if terminating within 90 days).			
b	If any answer is "Yes" to 1a(1)–(6), did any of the acts fail to qualify under the exceptions described in Regulations section 53.4941(d)-3 or in a current notice regarding disaster assistance (see page 20 of the instructions)? Organizations relying on a current notice regarding disaster assistance check here.	1b		
c	Did the foundation engage in a prior year in any of the acts described in 1a, other than excepted acts, that were not corrected before the first day of the tax year beginning in 2011?	1c		
2	Taxes on failure to distribute income (section 4942) (does not apply for years the foundation was a private operating foundation defined in section 4942(j)(3) or 4942(j)(5))			
a	At the end of tax year 2011, did the foundation have any undistributed income (lines 6d and 6e, Part XIII) for tax year(s) beginning before 2011? If "Yes," list the years 20 , 20 , 20 , 20			
b	Are there any years listed in 2a for which the foundation is not applying the provisions of section 4942(a)(2) (relating to incorrect valuation of assets) to the year's undistributed income? (If applying section 4942(a)(2) to all years listed, answer "No" and attach statement—see page 20 of the instructions).	2b		
c	If the provisions of section 4942(a)(2) are being applied to any of the years listed in 2a, list the years here 20 , 20 , 20 , 20			
3a	Did the foundation hold more than a 2% direct or indirect interest in any business enterprise at any time during the year?			
b	If "Yes," did it have excess business holdings in 2011 as a result of (1) any purchase by the foundation or disqualified persons after May 26, 1969, (2) the lapse of the 5-year period (or longer period approved by the Commissioner under section 4943(c)(7)) to dispose of holdings acquired by gift or bequest, or (3) the lapse of the 10-, 15-, or 20-year first phase holding period? (Use Schedule C, Form 4720, to determine if the foundation had excess business holdings in 2011.).	3b		
4a	Did the foundation invest during the year any amount in a manner that would jeopardize its charitable purposes?	4a		No
b	Did the foundation make any investment in a prior year (but after December 31, 1969) that could jeopardize its charitable purpose that had not been removed from jeopardy before the first day of the tax year beginning in 2011?	4b		No

Part VII-B

Statements Regarding Activities for Which Form 4720 May Be Required (continued)

5a	During the year did the foundation pay or incur any amount to			
	(1) Carry on propaganda, or otherwise attempt to influence legislation (section 4945(e))?	<input type="checkbox"/> Yes <input checked="" type="checkbox"/> No		
	(2) Influence the outcome of any specific public election (see section 4955), or to carry on, directly or indirectly, any voter registration drive?	<input type="checkbox"/> Yes <input checked="" type="checkbox"/> No		
	(3) Provide a grant to an individual for travel, study, or other similar purposes?	<input type="checkbox"/> Yes <input checked="" type="checkbox"/> No		
	(4) Provide a grant to an organization other than a charitable, etc , organization described in section 509(a)(1), (2), or (3), or section 4940(d)(2)? (see page 22 of the instructions).	<input type="checkbox"/> Yes <input checked="" type="checkbox"/> No		
	(5) Provide for any purpose other than religious, charitable, scientific, literary, or educational purposes, or for the prevention of cruelty to children or animals?	<input type="checkbox"/> Yes <input checked="" type="checkbox"/> No		
b	If any answer is "Yes" to 5a(1)–(5), did any of the transactions fail to qualify under the exceptions described in Regulations section 53.4945 or in a current notice regarding disaster assistance (see page 22 of the instructions)? Organizations relying on a current notice regarding disaster assistance check here.	<input checked="" type="checkbox"/>	5b	
c	If the answer is "Yes" to question 5a(4), does the foundation claim exemption from the tax because it maintained expenditure responsibility for the grant? <i>If "Yes," attach the statement required by Regulations section 53.4945–5(d).</i>	<input type="checkbox"/> Yes <input type="checkbox"/> No		
6a	Did the foundation, during the year, receive any funds, directly or indirectly, to pay premiums on a personal benefit contract?	<input type="checkbox"/> Yes <input checked="" type="checkbox"/> No		
b	Did the foundation, during the year, pay premiums, directly or indirectly, on a personal benefit contract? <i>If "Yes" to 6b, file Form 8870.</i>		6b	No
7a	At any time during the tax year, was the foundation a party to a prohibited tax shelter transaction?	<input type="checkbox"/> Yes <input checked="" type="checkbox"/> No		
b	If yes, did the foundation receive any proceeds or have any net income attributable to the transaction?		7b	

Part VIII

Information About Officers, Directors, Trustees, Foundation Managers, Highly Paid Employees, and Contractors

1 List all officers, directors, trustees, foundation managers and their compensation (see page 22 of the instructions).				
(a) Name and address	(b) Title, and average hours per week devoted to position	(c) Compensation (If not paid, enter -0-)	(d) Contributions to employee benefit plans and deferred compensation	(e) Expense account, other allowances
ANNE RICHEY PO BOX 342 BLANCHARD,OK 73010	PRES 1 00	0	0	0
SCOTT RICHEY PO BOX 342 BLANCHARD,OK 73010	SEC/TREAS 20 00	0	0	0
RENNA MCCOY 308 EASTVIEW DR YUKON,OK 73099	V-PRES 1 00	0	0	0
EDWARD CLOUSEJR 1000 N MAIN BLANCHARD,OK 73010	DIRECTOR 2 00	0	0	0
2 Compensation of five highest-paid employees (other than those included on line 1—see page 23 of the instructions). If none, enter "NONE."				
(a) Name and address of each employee paid more than \$50,000	(b) Title, and average hours per week devoted to position	(c) Compensation	(d) Contributions to employee benefit plans and deferred compensation	(e) Expense account, other allowances
NONE				
Total number of other employees paid over \$50,000.				

Part VIII

Information About Officers, Directors, Trustees, Foundation Managers, Highly Paid Employees, and Contractors (continued)

3 Five highest-paid independent contractors for professional services (see page 23 of the instructions). If none, enter "NONE".		
(a) Name and address of each person paid more than \$50,000	(b) Type of service	(c) Compensation
NONE		
Total number of others receiving over \$50,000 for professional services.		

Part IX-A

Summary of Direct Charitable Activities

List the foundation's four largest direct charitable activities during the tax year. Include relevant statistical information such as the number of organizations and other beneficiaries served, conferences convened, research papers produced, etc	Expenses
1 RAISING CATTLE IN ACCORDANCE WITH WILDLIFE CONSERVATION PLAN	329,038
2 SOIL CONSERVATION ACTIVITIES IN ACCORDANCE WITH WILDLIFE CONSERVATION PLAN	26,173
3 EDUCATING THE PUBLIC ON THE ABILITY OF WILDLIFE CONSERVATION PROJECTS TO COEXIST WITH AGRICULTURAL ENDEAVORS	11,217
4 PROGRAM OF SUPPORTING YOUTH TO OWN,RAISE, CARE FOR AND SHOW CATTLE WITHOUT THE BURDEN OF EXPENSE	7,479

Part IX-B

Summary of Program-Related Investments (see page 23 of the instructions)

Describe the two largest program-related investments made by the foundation during the tax year on lines 1 and 2	Amount
1 N/A	
2	
All other program-related investments See page 24 of the instructions	
3	
Total. Add lines 1 through 3.	

Part X

Minimum Investment Return (All domestic foundations must complete this part. Foreign foundations, see page 24 of the instructions.)

1	Fair market value of assets not used (or held for use) directly in carrying out charitable, etc , purposes		
a	Average monthly fair market value of securities.	1a	502,348
b	Average of monthly cash balances.	1b	1,752,471
c	Fair market value of all other assets (see page 24 of the instructions).	1c	0
d	Total (add lines 1a, b, and c).	1d	2,254,819
e	Reduction claimed for blockage or other factors reported on lines 1a and 1c (attach detailed explanation).	1e	
2	Acquisition indebtedness applicable to line 1 assets.	2	
3	Subtract line 2 from line 1d.	3	2,254,819
4	Cash deemed held for charitable activities Enter 1 1/2% of line 3 (for greater amount, see page 25 of the instructions).	4	33,822
5	Net value of noncharitable-use assets. Subtract line 4 from line 3 Enter here and on Part V, line 4	5	2,220,997
6	Minimum investment return. Enter 5% of line 5.	6	111,050

Part XI

Distributable Amount (see page 25 of the instructions) (Section 4942(j)(3) and (j)(5) private operating foundations and certain foreign organizations check here ☒ and do not complete this part.)

1	Minimum investment return from Part X, line 6.	1	
2a	Tax on investment income for 2011 from Part VI, line 5.	2a	
b	Income tax for 2011 (This does not include the tax from Part VI).	2b	
c	Add lines 2a and 2b.	2c	
3	Distributable amount before adjustments Subtract line 2c from line 1.	3	
4	Recoveries of amounts treated as qualifying distributions.	4	
5	Add lines 3 and 4.	5	
6	Deduction from distributable amount (see page 25 of the instructions).	6	
7	Distributable amount as adjusted Subtract line 6 from line 5 Enter here and on Part XIII, line 1.	7	

Part XII

Qualifying Distributions (see page 25 of the instructions)

1	Amounts paid (including administrative expenses) to accomplish charitable, etc , purposes		
a	Expenses, contributions, gifts, etc —total from Part I, column (d), line 26.	1a	65,053
b	Program-related investments—total from Part IX-B.	1b	
2	Amounts paid to acquire assets used (or held for use) directly in carrying out charitable, etc , purposes.	2	
3	Amounts set aside for specific charitable projects that satisfy the		
a	Suitability test (prior IRS approval required).	3a	
b	Cash distribution test (attach the required schedule).	3b	
4	Qualifying distributions. Add lines 1a through 3b Enter here and on Part V, line 8, and Part XIII, line 4	4	65,053
5	Foundations that qualify under section 4940(e) for the reduced rate of tax on net investment income Enter 1% of Part I, line 27b (see page 26 of the instructions).	5	
6	Adjusted qualifying distributions. Subtract line 5 from line 4.	6	65,053
Note: The amount on line 6 will be used in Part V, column (b), in subsequent years when calculating whether the foundation qualifies for the section 4940(e) reduction of tax in those years			

Part XIII

Undistributed Income (see page 26 of the instructions)

	(a) Corpus	(b) Years prior to 2010	(c) 2010	(d) 2011
1	Distributable amount for 2011 from Part XI, line 7			
2	Undistributed income, if any, as of the end of 2011			
a	Enter amount for 2010 only.			
b	Total for prior years 20____, 20____, 20____			
3	Excess distributions carryover, if any, to 2011			
a	From 2006.			
b	From 2007.			
c	From 2008.			
d	From 2009.			
e	From 2010.			
f	Total of lines 3a through e.			
4	Qualifying distributions for 2011 from Part XII, line 4 ▶ \$ 65,053			
a	Applied to 2010, but not more than line 2a			
b	Applied to undistributed income of prior years (Election required—see page 26 of the instructions)			
c	Treated as distributions out of corpus (Election required—see page 26 of the instructions). . .			
d	Applied to 2011 distributable amount.			
e	Remaining amount distributed out of corpus 65,053			
5	Excess distributions carryover applied to 2011 (If an amount appears in column (d), the same amount must be shown in column (a).)			
6	Enter the net total of each column as indicated below:			
a	Corpus Add lines 3f, 4c, and 4e Subtract line 5 65,053			
b	Prior years' undistributed income Subtract line 4b from line 2b.			
c	Enter the amount of prior years' undistributed income for which a notice of deficiency has been issued, or on which the section 4942(a) tax has been previously assessed.			
d	Subtract line 6c from line 6b Taxable amount—see page 27 of the instructions . . .			
e	Undistributed income for 2010 Subtract line 4a from line 2a Taxable amount—see page 27 of the instructions			
f	Undistributed income for 2011 Subtract lines 4d and 5 from line 1 This amount must be distributed in 2011			
7	Amounts treated as distributions out of corpus to satisfy requirements imposed by section 170(b)(1)(F) or 4942(g)(3) (see page 27 of the instructions).			
8	Excess distributions carryover from 2006 not applied on line 5 or line 7 (see page 27 of the instructions).			
9	Excess distributions carryover to 2012. Subtract lines 7 and 8 from line 6a			
10	Analysis of line 9			
a	Excess from 2007. . . .			
b	Excess from 2008. . . .			
c	Excess from 2009. . . .			
d	Excess from 2010. . . .			
e	Excess from 2011. . . .			

Part XIVPrivate Operating Foundations (see page 27 of the instructions and Part VII-A, question 9)

1a

If the foundation has received a ruling or determination letter that it is a private operating foundation, and the ruling is effective for 2011, enter the date of the ruling.

b

Check box to indicate whether the organization is a private operating foundation described in section 4942(j)(3) or 4942(j)(5)

☒ 4942(j)(3) or ☐ 4942(j)(5)

2a	Enter the lesser of the adjusted net income from Part I or the minimum investment return from Part X for each year listed.	Tax year	Prior 3 years			(e) Total
		(a) 2011	(b) 2010	(c) 2009	(d) 2008	
		66,055	93,469	4,416	36,780	200,720
b	85% of line 2a	56,147	79,449	3,754	31,263	170,613
c	Qualifying distributions from Part XII, line 4 for each year listed.	65,053	214,438	114,629	80,418	474,538
d	Amounts included in line 2c not used directly for active conduct of exempt activities.					
e	Qualifying distributions made directly for active conduct of exempt activities. Subtract line 2d from line 2c.	65,053	214,438	114,629	80,418	474,538
3	Complete 3a, b, or c for the alternative test relied upon					
a	"Assets" alternative test—enter					
	(1) Value of all assets					
	(2) Value of assets qualifying under section 4942(j)(3)(B)(i)					
b	"Endowment" alternative test— enter 2/3 of minimum investment return shown in Part X, line 6 for each year listed.	74,033	71,969	63,882	52,129	262,013
c	"Support" alternative test—enter					
	(1) Total support other than gross investment income (interest, dividends, rents, payments on securities loans (section 512(a)(5)), or royalties).					
	(2) Support from general public and 5 or more exempt organizations as provided in section 4942(j)(3)(B)(iii).					
	(3) Largest amount of support from an exempt organization					
	(4) Gross investment income					

Part XVSupplementary Information (Complete this part only if the organization had \$5,000 or more in assets at any time during the year—see page 27 of the instructions.)

1

Information Regarding Foundation Managers:

a

List any managers of the foundation who have contributed more than 2% of the total contributions received by the foundation before the close of any tax year (but only if they have contributed more than \$5,000) (See section 507(d)(2))

b

List any managers of the foundation who own 10% or more of the stock of a corporation (or an equally large portion of the ownership of a partnership or other entity) of which the foundation has a 10% or greater interest

2

Information Regarding Contribution, Grant, Gift, Loan, Scholarship, etc., Programs:

Check here ☒ if the foundation only makes contributions to preselected charitable organizations and does not accept unsolicited requests for funds. If the foundation makes gifts, grants, etc. (see page 28 of the instructions) to individuals or organizations under other conditions, complete items 2a, b, c, and d.

a

The name, address, and telephone number of the person to whom applications should be addressed

b

The form in which applications should be submitted and information and materials they should include

c

Any submission deadlines

d

Any restrictions or limitations on awards, such as by geographical areas, charitable fields, kinds of institutions, or other factors

3 Grants and Contributions Paid During the Year or Approved for Future Payment

Form **990-PF** (2011)








Enter gross amounts unless otherwise indicated

Part XVI-B Relationship of Activities to the Accomplishment of Exempt Purposes

Form **990-PF** (2011)

1	Did the organization directly or indirectly engage in any of the following with any other organization described in section 501(c) of the Code (other than section 501(c)(3) organizations) or in section 527, relating to political organizations?		Yes	No
a	Transfers from the reporting foundation to a noncharitable exempt organization of			
	(1) Cash.	1a(1)		No
	(2) Other assets.	1a(2)		No
b	Other transactions			
	(1) Sales of assets to a noncharitable exempt organization.	1b(1)		No
	(2) Purchases of assets from a noncharitable exempt organization.	1b(2)		No
	(3) Rental of facilities, equipment, or other assets.	1b(3)		No
	(4) Reimbursement arrangements.	1b(4)		No
	(5) Loans or loan guarantees.	1b(5)		No
	(6) Performance of services or membership or fundraising solicitations.	1b(6)		No
c	Sharing of facilities, equipment, mailing lists, other assets, or paid employees.	1c		No
d	If the answer to any of the above is "Yes," complete the following schedule. Column (b) should always show the fair market value of the goods, other assets, or services given by the reporting foundation. If the foundation received less than fair market value in any transaction or sharing arrangement, show in column (d) the value of the goods, other assets, or services received.			

2a Is the foundation directly or indirectly affiliated with, or related to, one or more tax-exempt organizations described in section 501(c) of the Code (other than section 501(c)(3)) or in section 527? ☐ Yes ☒ No

Sign Here	Under penalties of perjury, I declare that I have examined this return, including accompanying schedules and statements, and to the best of my knowledge and belief, it is true, correct, and complete Declaration of preparer (other than taxpayer or fiduciary) is based on all information of which preparer has any knowledge					
			<u>2013-02-12</u> Date		 Title	
	Paid Preparer's Use Only	Preparer's Signature  DAVID WELCH		Date 2013-02-16	Check if self-employed 	PTIN
		Firm's name  SANDERS WELCH & WALLIS PC <hr/> 402 S 6TH ST			Firm's EIN 	
		Firm's address  CHICKASHA, OK 73018			Phone no (405) 222-5600	

Form **990-PF** (2011)

Form

4562

Depreciation and Amortization
(Including Information on Listed Property)

OMB No 1545-0172

2011

Attachment
Sequence No 179

Department of the Treasury
Internal Revenue Service (99)

▶ See separate instructions. ▶ Attach to your tax return.

Name(s) shown on return JE RANCH FOUNDATION	Business or activity to which this form relates INDIRECT DEPRECIATION	Identifying number 73-1507603
--	--	--------------------------------------

Part I Election to Expense Certain Property Under Section 179

Note: If you have any listed property, complete Part V before you complete Part I.

1 Maximum amount (see instructions)	1	500,000
2 Total cost of section 179 property placed in service (see instructions)	2	
3 Threshold cost of section 179 property before reduction in limitation (see instructions)	3	2,000,000
4 Reduction in limitation Subtract line 3 from line 2 If zero or less, enter -0-	4	
5 Dollar limitation for tax year Subtract line 4 from line 1 If zero or less, enter -0- If married filing separately, see instructions	5	

6 (a) Description of property	(b) Cost (business use only)	(c) Elected cost	
7 Listed property Enter the amount from line 29	7		
8 Total elected cost of section 179 property Add amounts in column (c), lines 6 and 7	8		
9 Tentative deduction Enter the smaller of line 5 or line 8	9		
10 Carryover of disallowed deduction from line 13 of your 2010 Form 4562	10		
11 Business income limitation Enter the smaller of business income (not less than zero) or line 5 (see instructions)	11		
12 Section 179 expense deduction Add lines 9 and 10, but do not enter more than line 11	12		
13 Carryover of disallowed deduction to 2012 Add lines 9 and 10, less line 12	13		

Note: Do not use Part II or Part III below for listed property. Instead, use Part V.

Part II Special Depreciation Allowance and Other Depreciation (Do not include listed property) (See instructions)

14 Special depreciation allowance for qualified property (other than listed property) placed in service during the tax year (see instructions)	14	
15 Property subject to section 168(f)(1) election	15	
16 Other depreciation (including ACRS)	16	86,448

Part III MACRS Depreciation (Do not include listed property.) (See instructions.)

Section A		
17 MACRS deductions for assets placed in service in tax years beginning before 2011	17	753
18 If you are electing to group any assets placed in service during the tax year into one or more general asset accounts, check here		

Section B—Assets Placed in Service During 2011 Tax Year Using the General Depreciation System

(a) Classification of property	(b) Month and year placed in service	(c) Basis for depreciation (business/investment use only—see instructions)	(d) Recovery period	(e) Convention	(f) Method	(g) Depreciation deduction
19a 3-year property						
b 5-year property						
c 7-year property						
d 10-year property						
e 15-year property						
f 20-year property						
g 25-year property			25 yrs		S/L	
h Residential rental property			27 5 yrs	MM	S/L	
			27 5 yrs	MM	S/L	
i Nonresidential real property			39 yrs	MM	S/L	
				MM	S/L	

Section C—Assets Placed in Service During 2011 Tax Year Using the Alternative Depreciation System

20a Class life					S/L	
b 12-year			12 yrs		S/L	
c 40-year			40 yrs	MM	S/L	

Part IV Summary (see instructions)

21 Listed property Enter amount from line 28	21	
22 Total. Add amounts from line 12, lines 14 through 17, lines 19 and 20 in column (g), and line 21 Enter here and on the appropriate lines of your return Partnerships and S corporations—see instructions	22	87,201
23 For assets shown above and placed in service during the current year, enter the portion of the basis attributable to section 263A costs	23	

Part V

Listed Property (Include automobiles, certain other vehicles, certain computers, and property used for entertainment, recreation, or amusement.)
Note: For any vehicle for which you are using the standard mileage rate or deducting lease expense, complete **only** 24a, 24b, columns (a) through (c) of Section A, all of Section B, and Section C if applicable.

Section A—Depreciation and Other Information (Caution: See the instructions for limits for passenger automobiles.)

24a Do you have evidence to support the business/investment use claimed? <input type="checkbox"/> Yes <input type="checkbox"/> No						24b If "Yes," is the evidence written? <input type="checkbox"/> Yes <input type="checkbox"/> No			
(a) Type of property (list vehicles first)	(b) Date placed in service	(c) Business/ investment use percentage	(d) Cost or other basis	(e) Basis for depreciation (business/investment use only)	(f) Recovery period	(g) Method/ Convention	(h) Depreciation/ deduction	(i) Elected section 179 cost	
25Special depreciation allowance for qualified listed property placed in service during the tax year and used more than 50% in a qualified business use (see instructions)							25		
26 Property used more than 50% in a qualified business use									
		%							
		%							
		%							
27 Property used 50% or less in a qualified business use									
		%				S/L -			
		%				S/L -			
		%				S/L -			
28 Add amounts in column (h), lines 25 through 27 Enter here and on line 21, page 1						28			
29 Add amounts in column (i), line 26 Enter here and on line 7, page 1							29		

Section B—Information on Use of Vehicles

Complete this section for vehicles used by a sole proprietor, partner, or other "more than 5% owner," or related person
If you provided vehicles to your employees, first answer the questions in Section C to see if you meet an exception to completing this section for those vehicles

30 Total business/investment miles driven during the year (do not include commuting miles)	(a) Vehicle 1		(b) Vehicle 2		(c) Vehicle 3		(d) Vehicle 4		(e) Vehicle 5		(f) Vehicle 6	
31 Total commuting miles driven during the year												
32 Total other personal(noncommuting) miles driven												
33 Total miles driven during the year Add lines 30 through 32												
34 Was the vehicle available for personal use during off-duty hours?	Yes	No	Yes	No	Yes	No	Yes	No	Yes	No	Yes	No
35 Was the vehicle used primarily by a more than 5% owner or related person?												
36 Is another vehicle available for personal use?												

Section C—Questions for Employers Who Provide Vehicles for Use by Their Employees

Answer these questions to determine if you meet an exception to completing Section B for vehicles used by employees who **are not** more than 5% owners or related persons (see instructions)

37 Do you maintain a written policy statement that prohibits all personal use of vehicles, including commuting, by your employees?	Yes	No
38 Do you maintain a written policy statement that prohibits personal use of vehicles, except commuting, by your employees? See the instructions for vehicles used by corporate officers, directors, or 1% or more owners		
39 Do you treat all use of vehicles by employees as personal use?		
40 Do you provide more than five vehicles to your employees, obtain information from your employees about the use of the vehicles, and retain the information received?		
41 Do you meet the requirements concerning qualified automobile demonstration use? (See instructions)		
Note: If your answer to 37, 38, 39, 40, or 41 is "Yes," do not complete Section B for the covered vehicles		

Part VI Amortization

(a) Description of costs	(b) Date amortization begins	(c) Amortizable amount	(d) Code section	(e) Amortization period or percentage	(f) Amortization for this year
42 Amortization of costs that begins during your 2011 tax year (see instructions)					
43 Amortization of costs that began before your 2011 tax year				43	
44 Total. Add amounts in column (f) See the instructions for where to report				44	

TY 2011 Accounting Fees Schedule

Name: JE RANCH FOUNDATION

EIN: 73-1507603

Category	Amount	Net Investment Income	Adjusted Net Income	Disbursements for Charitable Purposes
ACCOUNTING	6,159	1,478	1,478	3,203

Additional Data

Software ID:
Software Version:
EIN: 73-1507603
Name: JE RANCH FOUNDATION

Form 990PF - Special Condition Description:

Special Condition Description

Form 990PF Part XVI-A Line 11 - Other revenue:

Enter gross amounts unless otherwise indicated	Unrelated business income		Excluded by section 512, 513, or 514		(e) Related or exempt function income (See the instructions)
11 Other revenue	(a) Business code	(b) Amount	(c) Exclusion code	(d) Amount	
a OTHER INCOME			1	2,184	
b KAL TRACTOR REPAIR REIMBURS			1	5,482	
c ONEOK RIGHT OF WAY			1	31,625	
d LANCE RUFFEL SURFACE DAMAGE			1	15,700	
e TERRACO SOIL			1	13,990	
f JIMMY HART PIPELINE DAMAGE			1	31,420	
g MEADE ENERGY DAMAGES			1	60,200	

TY 2011 Compensation Explanation**Name:** JE RANCH FOUNDATION**EIN:** 73-1507603

Person Name	Explanation
ANNE RICHEY	
SCOTT RICHEY	
RENNA MCCOY	
EDWARD CLOUSEJR	

Note: To capture the full content of this document, please select landscape mode (11" x 8.5") when printing.

TY 2011 Depreciation Schedule

Name: JE RANCH FOUNDATION
EIN: 73-1507603

Description of Property	Date Acquired	Cost or Other Basis	Prior Years' Depreciation	Computation Method	Rate / Life (# of years)	Current Year's Depreciation Expense	Net Investment Income	Adjusted Net Income	Cost of Goods Sold Not Included
BARN 40' X 80'	1997-09-30	11,641	4,191	S/L	39 0000	299			
WATER WELL	1997-09-30	1,250	1,250	S/L	7 0000				
BARN FLOOR	1997-10-02	8,034	2,884	S/L	39 0000	206			
OVERHEAD GARAGE DOORS	1997-10-29	884	884	S/L	7 0000				
BARN ERECTION LABOR	1997-10-21	6,080	2,170	S/L	39 0000	156			
FRAMER APT LABOR	1997-10-21	793	281	S/L	39 0000	20			
BARN ELECTRICAL WORK	1997-12-08	1,934	1,934	S/L	7 0000				
BARN PLUMBING	1997-12-15	349	349	S/L	7 0000				
APT BUILDING LABOR	1997-12-19	3,433	1,210	S/L	39 0000	88			
FENCE BLDG LABOR	1997-12-19	400	400	S/L	7 0000				
APT/BARN BLDG	1998-01-06	1,271	448	S/L	39 0000	33			
BARN ELECTRICAL WORK	1998-01-09	328	328	S/L	7 0000				
PLUMBING FIXTURE	1998-01-21	177	177	S/L	7 0000				
CARPET & TILE	1998-01-27	773	773	S/L	7 0000				
BARN/APT BUILDING MATERIALS	1998-02-09	2,226	780	S/L	39 0000	57			
BLDG MATERIALS	1998-05-06	674	232	S/L	39 0000	17			
DRIVEWAY PORCH &SIDEWALK	1998-05-13	1,396	936	S/L	20 0000	70			
BARN ELECTRICAL WORK	1998-07-08	250	250	S/L	7 0000				
DECK ON BLDG	2001-10-03	1,181	299	S/L	40 0000	30			
BREEDING FACILITY	2008-06-16	42,653	3,554	S/L	39 0000	1,094			
LAND	1996-12-13	257,522							
420 ACRE-WOOD PLACE	2001-11-01	263,100							
160 ACRE SELLERS PLACE	2001-11-02	40,000							
SELZER LAND	2003-05-01	160,105							
LEONARD PLACE	2003-07-18	20,034							
SELZER PLACE SEC 31-6N-4W	2004-02-10	14,436							
FENCING	2002-04-15	18,273	11,573	S/L	15 0000	1,218			
FENCING	2003-04-15	22,448	12,721	S/L	15 0000	1,496			
FENCING	2004-04-15	7,921	3,960	S/L	15 0000	529			
LAND LEVELER & TRAILER	1997-06-23	650	650	S/L	7 0000				

Description of Property	Date Acquired	Cost or Other Basis	Prior Years' Depreciation	Computation Method	Rate / Life (# of years)	Current Year's Depreciation Expense	Net Investment Income	Adjusted Net Income	Cost of Goods Sold Not Included
CHAINSAW	1997-07-16	125	125	S/L	7 0000				
PORTABLE CATTLE PANELS	1997-08-29	500	500	S/L	7 0000				
FENCE	1997-09-30	5,806	5,806	S/L	7 0000				
CATTLE SQUEEZE GATE	1997-12-06	240	240	S/L	7 0000				
CHUTE/CORRAL MATERIAL	1997-10-11	196	196	S/L	7 0000				
SHOWER STALL FOR BARN	1997-11-20	209	209	S/L	7 0000				
SEPTIC TANK & ELECTRIC LIN	1997-12-08	1,200	1,200	S/L	7 0000				
HOT WATER TANK	1997-12-15	172	172	S/L	7 0000				
TWO FEED TROUGHS	1997-12-16	200	200	S/L	7 0000				
HEATING &A/C EQUIPMENT	1998-01-27	679	679	S/L	7 0000				
TIRES FOR RANCH TRUCKS	1998-04-02	294	294	S/L	7 0000				
HOOD FOR STOVE	1998-04-11	69	69	S/L	7 0000				
FARM TRUCK	1997-10-01	8,500	8,500	S/L	5 0000				
1/4 OF CALF CREEP	1998-11-20	2,001	2,001	S/L	7 0000				
2 WATER TROUGHS	1999-03-04	254	254	S/L	7 0000				
2250 FEET STRUCTURAL TUBING	1999-04-09	1,913	1,913	S/L	7 0000				
BRANDING IRON	1999-05-07	86	86	S/L	7 0000				
DRAINAGE PIPES	1999-06-14	9,786	8,046	S/L	15 0000	653			
CORRAL GATES	1999-06-16	855	855	S/L	7 0000				
CEMENT OR CORRALS	1999-07-02	148	148	S/L	7 0000				
WELL PUMP	1999-08-30	293	293	S/L	7 0000				
ENGINE FOR RANCH TRUCK	2000-04-14	925	925	S/L	5 0000				
BRUSHHOG	2000-08-24	250	250	S/L	7 0000				
SUNDOWNER TRAILER	2001-02-01	2,700	2,700	S/L	7 0000				
TRACTOR W/ LOADER	2001-03-07	10,500	10,500	S/L	7 0000				
DIGGER/AUGER	2001-03-18	368	368	S/L	7 0000				
97 CHEVY TRUCK	2001-05-03	14,000	14,000	S/L	5 0000				
AIR COMP/ AUGER/ PUMP	2001-06-11	751	751	S/L	7 0000				
3 POINT DIGGERS	2001-06-14	299	299	S/L	7 0000				
99 4-WHEELER	2001-06-24	3,800	3,800	S/L	5 0000				

Description of Property	Date Acquired	Cost or Other Basis	Prior Years' Depreciation	Computation Method	Rate / Life (# of years)	Current Year's Depreciation Expense	Net Investment Income	Adjusted Net Income	Cost of Goods Sold Not Included
TRACKER MARINE BOAT	2002-03-20	3,525	3,525	S/L	5 0000				
FLEX HARROW	2002-09-17	1,350	1,350	S/L	5 0000				
7110 CASE IH TRACTOR	2002-09-27	19,750	19,750	S/L	7 0000				
FEED BIN & GRAIN STORAGE	2002-10-15	4,735	4,735	S/L	5 0000				
CATTLE SHOOT	2003-02-14	2,578	2,578	S/L	5 0000				
ZEITLOW-HEAD SWEEP/PUMP	2008-04-15	11,023	5,511	S/L	7 0000	1,575			
HESSTON 1345 SWATHER	2008-05-01	16,000	7,810	S/L	7 0000	2,285			
H&S 16-WHEEL RAKE	2008-05-01	7,500	3,661	S/L	7 0000	1,071			
CARDIN DRILL	2008-07-08	4,500	2,089	S/L	7 0000	643			
HOLLAND TRACTOR	2008-09-16	35,000	15,000	S/L	7 0000	5,000			
1/2 INT NEW TRAIL BULL	2008-04-15	18,250	12,775	S/L	5 0000	3,650			
1/2 INT TOTAL RECALL BULL	2008-04-15	12,500	8,750	S/L	5 0000	2,500			
BLACK BLOWER	2009-01-15	365	312	200DB	5 0000	21			
DISC	2009-03-28	2,900	2,266	200DB	7 0000	181			
QUAD 4-WHEEL	2009-05-09	6,047	5,176	200DB	5 0000	348			
GENERATOR	2010-03-10	2,105	1,599	200DB	5 0000	203			
CHET PURVINE-HALF INT INS	2003-07-21	4,000	4,000	S/L	5 0000				
MEYER 734 COW	2004-06-08	8,150	8,150	S/L	5 0000				
YEARLING PICASSO HEIFER	2004-09-17	1,250	1,250	S/L	5 0000				
BERWICK BLACK CATTLE	2004-10-20	13,100	13,100	S/L	5 0000				
OPEN HEIFER	2006-06-17	2,625	2,625	S/L	5 0000				
COW	2006-06-20	5,525	5,525	S/L	5 0000				
KAWASUTI MULE	2008-04-30	8,000	5,467	S/L	5 0000	1,600			
COWS 29	2007-12-14	45,750	35,075	S/L	5 0000	9,150			
COWS 24	2009-04-01	34,741	17,371	S/L	5 0000	6,948			
COW (60%)	2010-05-10	3,390	961	S/L	5 0000	678			
ANGUS DONAR BRED HEIFER	2010-06-22	1,950	488	S/L	5 0000	390			
HEIFER (60%)	2010-05-10	1,200	340	S/L	5 0000	240			
HEIFER (60%)	2010-05-10	840	238	S/L	5 0000	168			
COW ANGUS (60%)	2010-05-10	6,120	1,734	S/L	5 0000	1,224			

Description of Property	Date Acquired	Cost or Other Basis	Prior Years' Depreciation	Computation Method	Rate / Life (# of years)	Current Year's Depreciation Expense	Net Investment Income	Adjusted Net Income	Cost of Goods Sold Not Included
COW ANGUS (60%)	2010-05-10	2,700	765	S/L	5 0000	540			
BULL VAGABOOND	2009-04-01	4,200	2,100	S/L	5 0000	840			
BULL STEEL FORCE	2009-04-30	3,700	1,850	S/L	5 0000	740			
BULK BIN 25 TON	2010-11-15	7,570	991	S/L	7 0000	1,082			
MAINE HEIFER 60%	2010-10-17	1,350	248	S/L	5 0000	270			
ANGUS COW 60%	2010-10-31	1,350	248	S/L	5 0000	270			
5 ANGUS HEIFERS 60%	2010-11-30	4,266	711	S/L	5 0000	853			
RAVEN COW	2010-11-30	1,200	200	S/L	5 0000	240			
HEIFER 60%	2010-11-30	240	40	S/L	5 0000	48			
HEIFER	2010-11-10	1,500	275	S/L	5 0000	300			
DONOR COW 1/2 60%	2010-11-30	2,100	350	S/L	5 0000	420			
DONOR COW 1/3 60%	2010-11-30	2,000	333	S/L	5 0000	400			
HEIFER 60%	2010-11-30	1,080	180	S/L	5 0000	216			
HEIFER 60%	2010-11-30	750	125	S/L	5 0000	150			
3 YEAR COW 60%	2010-11-30	1,500	250	S/L	5 0000	300			
4 YEAR COW 60%	2010-11-30	1,500	250	S/L	5 0000	300			
4 YEAR COW 60%	2010-11-30	1,800	300	S/L	5 0000	360			
HEIFER CHI MAINE ANJOU 60%	2010-12-31	4,680	702	S/L	5 0000	936			
8 MAINE ANGUS COWS 60%	2010-12-31	16,380	2,457	S/L	5 0000	3,276			
COW	2010-12-31	6,180	927	S/L	5 0000	1,236			
SEMI MAINE COW	2001-06-30	3,163	633	S/L	5 0000	632			
REG ANGUS COWS - 3	2009-04-01	14,250	7,125	S/L	5 0000	2,850			
ANGUS	2009-04-01	1,950	975	S/L	5 0000	390			
FEEDER (OK PRIDE)	2011-01-16	3,250	310	S/L	7 0000	464			
TRAILER ALUMINUM STOCK	2011-04-22	16,659	992	S/L	7 0000	2,379			
BALER HESTON	2011-05-17	25,293	1,204	S/L	7 0000	3,614			
CHI MAINE BIG RIVER BULL	2011-01-31	27,000	3,600	S/L	5 0000	5,400			
BULL SCORE BOARD	2011-01-31	5,100	680	S/L	5 0000	1,020			
HEIFER	2011-04-30	20,000	1,667	S/L	5 0000	4,000			
BULL MAINE	2011-04-30	2,580	215	S/L	5 0000	516			

Description of Property	Date Acquired	Cost or Other Basis	Prior Years' Depreciation	Computation Method	Rate / Life (# of years)	Current Year's Depreciation Expense	Net Investment Income	Adjusted Net Income	Cost of Goods Sold Not Included
COWS 3	2011-04-30	5,940	495	S/L	5 0000	1,188			
ANGUS COW	2011-06-30	3,163	158	S/L	5 0000	633			
SEMITAL COW	2011-06-30	3,163	158	S/L	5 0000	633			
CHAROLAIS CROSS COW	2011-06-30	3,163	158	S/L	5 0000	633			
SHOW SHOP BUILDING	2011-07-01	33,393	214	S/L	39 0000	856			
1BRED HEIFER	2011-12-01	5,500		S/L	5 0000	917			
1 MAINE HEIFER	2011-12-01	5,000		S/L	5 0000	833			
1 BRED HIEFER	2011-12-01	6,000		S/L	5 0000	1,000			
1 BULL-GOLD STANDARD DOB 8/28/10	2012-04-01	10,833		S/L	5 0000	1,083			
1 ANGUS COW 1/2 INTEREST	2012-04-01	2,500		S/L	5 0000	250			
1 BULL SCOREBOARD	2012-04-01	1,890		S/L	5 0000	189			
1 BULL BIG RIVER	2012-04-01	1,890		S/L	5 0000	189			
2 BRED COWS	2012-06-01	10,500		S/L	5 0000	700			
1 BULL CALF	2012-06-01	1,500		S/L	5 0000	100			
1 HIEFER	2012-07-01	1,241		S/L	5 0000	62			
2 HIEFER	2012-08-01	1,562		S/L	5 0000	52			

**TY 2011 Investments Corporate
Stock Schedule**

Name: JE RANCH FOUNDATION
EIN: 73-1507603

Name of Stock	End of Year Book Value	End of Year Fair Market Value
USB STOCK INVESTMENTS	412,801	535,656

TY 2011 Land, Etc. Schedule

Name: JE RANCH FOUNDATION

EIN: 73-1507603

Category / Item	Cost / Other Basis	Accumulated Depreciation	Book Value	End of Year Fair Market Value
BUILDING AND EQUIPMENT	769,436	429,910	339,526	1,723,616
LAND	755,197		755,197	

TY 2011 Other Expenses Schedule

Name: JE RANCH FOUNDATION

EIN: 73-1507603

Description	Revenue and Expenses per Books	Net Investment Income	Adjusted Net Income	Disbursements for Charitable Purposes
EXPENSES				
CATTLE PROGRAM				
SUPPLIES	96,654		213,266	-116,612
ADVERTISING	4,207			4,207
BANK CHARGE	327			327
CONTRACT LABOR	64,297			64,297
CONTINUING EDUCATION				
DUES	1,562			1,562
FUEL	31,805			31,805
INSURANCE	5,908			5,908
MEALS	293			293
PASTURE LEASE	4,980			4,980
REPAIRS	34,033			34,033
OFFICE SUPPLIES	78			78
SUPPLIES	20,892			20,892
TAGS	63			63
TELEPHONE	336	81		255

TY 2011 Other Income Schedule**Name:** JE RANCH FOUNDATION**EIN:** 73-1507603

Description	Revenue And Expenses Per Books	Net Investment Income	Adjusted Net Income
CATTLE PROGRAM	52,665		52,665
ROX EXPLORATION	10,432	10,432	10,432
SUNOCO	42,657	42,657	42,657
OTHER INCOME	2,184		2,184
KAL TRACTOR REPAIR REIMBURSE	5,482		5,482
ONEOK RIGHT OF WAY	31,625		31,625
LANCE RUFFEL SURFACE DAMAGE	15,700		15,700
TERRACO SOIL	13,990		13,990
JIMMY HART PIPELINE DAMAGE	31,420		31,420
MEADE ENERGY DAMAGES	60,200		60,200

TY 2011 Taxes Schedule**Name:** JE RANCH FOUNDATION**EIN:** 73-1507603

Category	Amount	Net Investment Income	Adjusted Net Income	Disbursements for Charitable Purposes
TAXES	885	212	212	460
GP TAX	4,305	4,305		