



See a Social Security Number? Say Something!  
Report Privacy Problems to <https://public.resource.org/privacy>  
Or call the IRS Identity Theft Hotline at 1-800-908-4490



**Return of Private Foundation**  
 or Section 4947(a)(1) Nonexempt Charitable Trust  
 Treated as a Private Foundation

**2011**

Note. The foundation may be able to use a copy of this return to satisfy state reporting requirements.

For calendar year 2011 or tax year beginning 10/01, 2011, and ending 09/30, 2012

Name of foundation LUCY & EMILY BEASLEY CHARITABLE TRUST  
V15913003  
 Number and street (or P O box number if mail is not delivered to street address) Room/suite  
10 S DEARBORN IL1-0117  
 City or town, state, and ZIP code  
CHICAGO, IL 60603

**A** Employer identification number  
34-1350747

**B** Telephone number (see instructions)  
(866) 888-5157

**C** If exemption application is pending, check here

**D** 1 Foreign organizations, check here   
 2 Foreign organizations meeting the 85% test, check here and attach computation

**E** If private foundation status was terminated under section 507(b)(1)(A), check here

**F** If the foundation is in a 60-month termination under section 507(b)(1)(B), check here

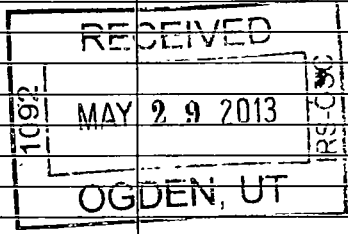
**G** Check all that apply:  
 Initial return  
 Final return  
 Address change  
 Initial return of a former public charity  
 Amended return  
 Name change

**H** Check type of organization:  Section 501(c)(3) exempt private foundation  
 Section 4947(a)(1) nonexempt charitable trust  Other taxable private foundation

**I** Fair market value of all assets at end of year (from Part II, col (c), line 16) **\$** 7,788,822.

**J** Accounting method:  Cash  Accrual  
 Other (specify) \_\_\_\_\_  
 (Part I, column (d) must be on cash basis)

Part I Analysis of Revenue and Expenses (The total of amounts in columns (b), (c), and (d) may not necessarily equal the amounts in column (a) (see instructions))		(a) Revenue and expenses per books	(b) Net investment income	(c) Adjusted net income	(d) Disbursements for charitable purposes (cash basis only)
Revenue	1 Contributions, gifts, grants, etc., received (attach schedule) . . . . .				
	2 Check <input type="checkbox"/> if the foundation is not required to attach Sch B . . . . .				
	3 Interest on savings and temporary cash investments . . . . .				
	4 Dividends and interest from securities . . . . .	179,799.	179,786.		
	5a Gross rents . . . . .				
	b Net rental income or (loss) . . . . .				
	6a Net gain or (loss) from sale of assets not on line 10 . . . . .	217,237.			
	b Gross sales price for all assets on line 6a . . . . .	3,949,902.			
	7 Capital gain net income (from Part IV, line 2) . . . . .		217,237.		
	8 Net short-term capital gain . . . . .				
	9 Income modifications . . . . .				
	10 a Gross sales less returns and allowances . . . . .				
b Less Cost of goods sold . . . . .					
c Gross profit or (loss) (attach schedule) . . . . .					
11 Other income (attach schedule) . . . . .	1,643.			STMT 1	
12 <b>Total.</b> Add lines 1 through 11 . . . . .	398,679.	397,023.			
Operating and Administrative Expenses	13 Compensation of officers, directors, trustees, etc. . . . .	85,721.	64,291.		21,430.
	14 Other employee salaries and wages . . . . .				
	15 Pension plans, employee benefits . . . . .				
	16a Legal fees (attach schedule) . . . . .				
	b Accounting fees (attach schedule) . . . . .				
	c Other professional fees (attach schedule) . . . . .	65,037.	65,037.		
	17 Interest . . . . .				
	18 Taxes (attach schedule) (see instructions) . . . . .	13,281.	1,118.		
	19 Depreciation (attach schedule) and depletion . . . . .				
	20 Occupancy . . . . .				
	21 Travel, conferences, and meetings . . . . .				
	22 Printing and publications . . . . .				
	23 Other expenses (attach schedule) . . . . .	200.			200.
	24 <b>Total operating and administrative expenses.</b> Add lines 13 through 23 . . . . .	164,239.	130,446.		21,630.
	25 Contributions, gifts, grants paid . . . . .	384,500.			384,500.
26 <b>Total expenses and disbursements</b> Add lines 24 and 25 . . . . .	548,739.	130,446.		406,130.	
27 Subtract line 26 from line 12 . . . . .					
a Excess of revenue over expenses and disbursements . . . . .	-150,060.				
b <b>Net investment income</b> (if negative, enter -0-) . . . . .		266,577.			
c <b>Adjusted net income</b> (if negative, enter -0-) . . . . .					



SCANNED MAY 30 2013

5

Part II Balance Sheets		Attached schedules and amounts in the description column should be for end-of-year amounts only (See instructions)			
		Beginning of year	End of year		
		(a) Book Value	(b) Book Value	(c) Fair Market Value	
Assets	1	Cash - non-interest-bearing . . . . .			
	2	Savings and temporary cash investments . . . . .	289,382.	127,217.	127,217.
	3	Accounts receivable ▶ Less allowance for doubtful accounts ▶			
	4	Pledges receivable ▶ Less allowance for doubtful accounts ▶			
	5	Grants receivable . . . . .			
	6	Receivables due from officers, directors, trustees, and other disqualified persons (attach schedule) (see instructions) . . . . .			
	7	Other notes and loans receivable (attach schedule) ▶ Less allowance for doubtful accounts ▶			
	8	Inventories for sale or use . . . . .			
	9	Prepaid expenses and deferred charges . . . . .			
	10 a	Investments - U S and state government obligations (attach schedule) . . . . .			
	b	Investments - corporate stock (attach schedule) . STMT 5 . . . . .	4,372,442.	3,873,224.	4,233,697.
	c	Investments - corporate bonds (attach schedule) . STMT 6 . . . . .	2,612,331.	2,752,208.	2,937,774.
	11	Investments - land, buildings, and equipment basis Less accumulated depreciation (attach schedule) ▶			
	12	Investments - mortgage loans . . . . .			
	13	Investments - other (attach schedule) . . . . . STMT 7 . . . . .		396,446.	490,134.
	14	Land, buildings, and equipment basis Less accumulated depreciation (attach schedule) ▶			
15	Other assets (describe ▶ )				
16	<b>Total assets</b> (to be completed by all filers - see the instructions Also, see page 1, item I) . . . . .	7,274,155.	7,149,095.	7,788,822.	
Liabilities	17	Accounts payable and accrued expenses . . . . .			
	18	Grants payable . . . . .			
	19	Deferred revenue . . . . .			
	20	Loans from officers, directors, trustees, and other disqualified persons . . . . .			
	21	Mortgages and other notes payable (attach schedule) . . . . .			
	22	Other liabilities (describe ▶ )			
23	<b>Total liabilities</b> (add lines 17 through 22) . . . . .				
Net Assets or Fund Balances	<b>Foundations that follow SFAS 117, check here</b> ▶ <input type="checkbox"/>				
	<b>and complete lines 24 through 26 and lines 30 and 31.</b>				
	24	Unrestricted . . . . .			
	25	Temporarily restricted . . . . .			
	26	Permanently restricted . . . . .			
	<b>Foundations that do not follow SFAS 117, check here and complete lines 27 through 31.</b> ▶ <input checked="" type="checkbox"/>				
	27	Capital stock, trust principal, or current funds . . . . .	7,274,155.	7,149,095.	
	28	Paid-in or capital surplus, or land, bldg, and equipment fund . . . . .			
29	Retained earnings, accumulated income, endowment, or other funds . . . . .				
30	<b>Total net assets or fund balances</b> (see instructions) . . . . .	7,274,155.	7,149,095.		
31	<b>Total liabilities and net assets/fund balances</b> (see instructions) . . . . .	7,274,155.	7,149,095.		

Part III Analysis of Changes in Net Assets or Fund Balances		
1	Total net assets or fund balances at beginning of year - Part II, column (a), line 30 (must agree with end-of-year figure reported on prior year's return) . . . . .	1 7,274,155.
2	Enter amount from Part I, line 27a . . . . .	2 -150,060.
3	Other increases not included in line 2 (itemize) ▶ SEE STATEMENT 8 . . . . .	3 25,000.
4	Add lines 1, 2, and 3 . . . . .	4 7,149,095.
5	Decreases not included in line 2 (itemize) ▶ . . . . .	5
6	<b>Total net assets or fund balances at end of year</b> (line 4 minus line 5) - Part II, column (b), line 30 . . . . .	6 7,149,095.

**Part IV Capital Gains and Losses for Tax on Investment Income**

(a) List and describe the kind(s) of property sold (e.g., real estate, 2-story brick warehouse, or common stock, 200 shs MLC Co.)				(b) How acquired P-Purchase D-Donation	(c) Date acquired (mo., day, yr.)	(d) Date sold (mo., day, yr.)
<b>1a PUBLICLY TRADED SECURITIES</b>						
<b>b</b>						
<b>c</b>						
<b>d</b>						
<b>e</b>						
(e) Gross sales price	(f) Depreciation allowed (or allowable)	(g) Cost or other basis plus expense of sale	(h) Gain or (loss) (e) plus (f) minus (g)			
<b>a</b> 3,949,203.		3,732,665.	216,538.			
<b>b</b>						
<b>c</b>						
<b>d</b>						
<b>e</b>						
Complete only for assets showing gain in column (h) and owned by the foundation on 12/31/69						
(i) F.M.V. as of 12/31/69	(j) Adjusted basis as of 12/31/69	(k) Excess of col (i) over col (j), if any	(l) Gains (Col (h) gain minus col (k), but not less than -0- or Losses (from col (h))			
<b>a</b>			216,538.			
<b>b</b>						
<b>c</b>						
<b>d</b>						
<b>e</b>						
<b>2 Capital gain net income or (net capital loss)</b>				2	217,237.	
{ If gain, also enter in Part I, line 7 If (loss), enter -0- in Part I, line 7 }						
<b>3 Net short-term capital gain or (loss) as defined in sections 1222(5) and (6):</b>				3		
If gain, also enter in Part I, line 8, column (c) (see instructions). If (loss), enter -0- in Part I, line 8						

**Part V Qualification Under Section 4940(e) for Reduced Tax on Net Investment Income**

(For optional use by domestic private foundations subject to the section 4940(a) tax on net investment income.)

If section 4940(d)(2) applies, leave this part blank.

Was the foundation liable for the section 4942 tax on the distributable amount of any year in the base period?  Yes  No  
 If "Yes," the foundation does not qualify under section 4940(e). Do not complete this part.

**1 Enter the appropriate amount in each column for each year; see the instructions before making any entries.**

(a) Base period years Calendar year (or tax year beginning in)	(b) Adjusted qualifying distributions	(c) Net value of noncharitable-use assets	(d) Distribution ratio (col (b) divided by col (c))
2010	368,593.	8,036,376.	0.045866
2009	354,073.	7,577,067.	0.046730
2008	435,435.	6,876,054.	0.063326
2007	443,714.	8,969,674.	0.049468
2006	432,998.	9,572,462.	0.045234
<b>2 Total of line 1, column (d)</b>			0.250624
<b>3 Average distribution ratio for the 5-year base period - divide the total on line 2 by 5, or by the number of years the foundation has been in existence if less than 5 years</b>			0.050125
<b>4 Enter the net value of noncharitable-use assets for 2011 from Part X, line 5</b>			7,700,538.
<b>5 Multiply line 4 by line 3</b>			385,989.
<b>6 Enter 1% of net investment income (1% of Part I, line 27b)</b>			2,666.
<b>7 Add lines 5 and 6</b>			388,655.
<b>8 Enter qualifying distributions from Part XII, line 4</b>			406,130.

If line 8 is equal to or greater than line 7, check the box in Part VI, line 1b, and complete that part using a 1% tax rate. See the Part VI instructions.

Part VI Excise Tax Based on Investment Income (Section 4940(a), 4940(b), 4940(e), or 4948 - see instructions)

Table with 11 rows for excise tax calculations. Includes categories like 'Exempt operating foundations', 'Domestic foundations', 'Tax under section 511', 'Credits/Payments', and 'Total credits and payments'. Total amount owed is 2,668.

Part VII-A Statements Regarding Activities

Table with 10 rows for activity statements. Includes questions about political influence, tax on political expenditures, and substantial contributors. Includes 'Yes' and 'No' columns with 'X' marks.

Part VII-A Statements Regarding Activities (continued)

11 At any time during the year, did the foundation, directly or indirectly, own a controlled entity within the meaning of section 512(b)(13)? If "Yes," attach schedule (see instructions) . . . . . **11**  Yes  No

12 Did the foundation make a distribution to a donor advised fund over which the foundation or a disqualified person had advisory privileges? If "Yes," attach statement (see instructions) . . . . . **12**  Yes  No

13 Did the foundation comply with the public inspection requirements for its annual returns and exemption application? . . . . . **13**  Yes  No

Website address  N/A

14 The books are in care of  JPMORGAN CHASE BANK, NA Telephone no  (866) 888-5157  
 Located at  10 S DEARBORN; MC: IL1-0117, CHICAGO, IL ZIP + 4  60603

15 Section 4947(a)(1) nonexempt charitable trusts filing Form 990-PF in lieu of Form 1041 - Check here . . . . .  **15**

16 At any time during calendar year 2011, did the foundation have an interest in or a signature or other authority over a bank, securities, or other financial account in a foreign country? . . . . . **16** Yes No

See the instructions for exceptions and filing requirements for Form TD F 90-22.1 If "Yes," enter the name of the foreign country

Part VII-B Statements Regarding Activities for Which Form 4720 May Be Required

File Form 4720 if any item is checked in the "Yes" column, unless an exception applies.

1a During the year did the foundation (either directly or indirectly)

(1) Engage in the sale or exchange, or leasing of property with a disqualified person? . . . . .  Yes  No

(2) Borrow money from, lend money to, or otherwise extend credit to (or accept it from) a disqualified person? . . . . .  Yes  No

(3) Furnish goods, services, or facilities to (or accept them from) a disqualified person? . . . . .  Yes  No

(4) Pay compensation to, or pay or reimburse the expenses of, a disqualified person? . . . . .  Yes  No

(5) Transfer any income or assets to a disqualified person (or make any of either available for the benefit or use of a disqualified person)? . . . . .  Yes  No

(6) Agree to pay money or property to a government official? (Exception. Check "No" if the foundation agreed to make a grant to or to employ the official for a period after termination of government service, if terminating within 90 days) . . . . .  Yes  No

b If any answer is "Yes" to 1a(1)-(6), did any of the acts fail to qualify under the exceptions described in Regulations section 53.4941(d)-3 or in a current notice regarding disaster assistance (see instructions)? . . . . . **1b**  Yes  No

Organizations relying on a current notice regarding disaster assistance check here

c Did the foundation engage in a prior year in any of the acts described in 1a, other than excepted acts, that were not corrected before the first day of the tax year beginning in 2011? . . . . . **1c**  Yes  No

2 Taxes on failure to distribute income (section 4942) (does not apply for years the foundation was a private operating foundation defined in section 4942(j)(3) or 4942(j)(5)).

a At the end of tax year 2011, did the foundation have any undistributed income (lines 6d and 6e, Part XIII) for tax year(s) beginning before 2011? . . . . .  Yes  No

If "Yes," list the years

b Are there any years listed in 2a for which the foundation is not applying the provisions of section 4942(a)(2) (relating to incorrect valuation of assets) to the year's undistributed income? (If applying section 4942(a)(2) to all years listed, answer "No" and attach statement - see instructions) . . . . . **2b**  Yes  No

c If the provisions of section 4942(a)(2) are being applied to any of the years listed in 2a, list the years here

3a Did the foundation hold more than a 2% direct or indirect interest in any business enterprise at any time during the year? . . . . .  Yes  No

b If "Yes," did it have excess business holdings in 2011 as a result of (1) any purchase by the foundation or disqualified persons after May 26, 1969; (2) the lapse of the 5-year period (or longer period approved by the Commissioner under section 4943(c)(7)) to dispose of holdings acquired by gift or bequest, or (3) the lapse of the 10-, 15-, or 20-year first phase holding period? (Use Schedule C, Form 4720, to determine if the foundation had excess business holdings in 2011.) . . . . . **3b**  Yes  No

4a Did the foundation invest during the year any amount in a manner that would jeopardize its charitable purposes? . . . . . **4a**  Yes  No

b Did the foundation make any investment in a prior year (but after December 31, 1969) that could jeopardize its charitable purpose that had not been removed from jeopardy before the first day of the tax year beginning in 2011? . . . . . **4b**  Yes  No

**Part VII-B Statements Regarding Activities for Which Form 4720 May Be Required (continued)**

5a During the year did the foundation pay or incur any amount to

(1) Carry on propaganda, or otherwise attempt to influence legislation (section 4945(e))?  Yes  No

(2) Influence the outcome of any specific public election (see section 4955), or to carry on, directly or indirectly, any voter registration drive?  Yes  No

(3) Provide a grant to an individual for travel, study, or other similar purposes?  Yes  No

(4) Provide a grant to an organization other than a charitable, etc., organization described in section 509(a)(1), (2), or (3), or section 4940(d)(2)? (see instructions)  Yes  No

(5) Provide for any purpose other than religious, charitable, scientific, literary, or educational purposes, or for the prevention of cruelty to children or animals?  Yes  No

b If any answer is "Yes" to 5a(1)-(5), did any of the transactions fail to qualify under the exceptions described in Regulations section 53.4945 or in a current notice regarding disaster assistance (see instructions)?  Yes  No  
 Organizations relying on a current notice regarding disaster assistance check here

c If the answer is "Yes" to question 5a(4), does the foundation claim exemption from the tax because it maintained expenditure responsibility for the grant?  Yes  No  
 If "Yes," attach the statement required by Regulations section 53.4945-5(d)

6a Did the foundation, during the year, receive any funds, directly or indirectly, to pay premiums on a personal benefit contract?  Yes  No

b Did the foundation, during the year, pay premiums, directly or indirectly, on a personal benefit contract?  Yes  No  
 If "Yes" to 6b, file Form 8870

7a At any time during the tax year, was the foundation a party to a prohibited tax shelter transaction?  Yes  No

b If "Yes," did the foundation receive any proceeds or have any net income attributable to the transaction?

**Part VIII Information About Officers, Directors, Trustees, Foundation Managers, Highly Paid Employees, and Contractors**

**1 List all officers, directors, trustees, foundation managers and their compensation (see instructions).**

(a) Name and address	(b) Title, and average hours per week devoted to position	(c) Compensation (if not paid, enter -0-)	(d) Contributions to employee benefit plans and deferred compensation	(e) Expense account, other allowances
SEE STATEMENT 9		85,721.	-0-	-0-

**2 Compensation of five highest-paid employees (other than those included on line 1 - see instructions). If none, enter "NONE."**

(a) Name and address of each employee paid more than \$50,000	(b) Title, and average hours per week devoted to position	(c) Compensation	(d) Contributions to employee benefit plans and deferred compensation	(e) Expense account, other allowances
NONE		NONE	NONE	NONE

Total number of other employees paid over \$50,000  NONE

**Part VIII Information About Officers, Directors, Trustees, Foundation Managers, Highly Paid Employees, and Contractors (continued)**

**3 Five highest-paid independent contractors for professional services (see instructions). If none, enter "NONE."**

(a) Name and address of each person paid more than \$50,000	(b) Type of service	(c) Compensation
SEE STATEMENT 10		65,038.
<b>Total number of others receiving over \$50,000 for professional services</b>		NONE

**Part IX-A Summary of Direct Charitable Activities**

List the foundation's four largest direct charitable activities during the tax year. Include relevant statistical information such as the number of organizations and other beneficiaries served, conferences convened, research papers produced, etc

Expenses

1 NONE	
2	
3	
4	

**Part IX-B Summary of Program-Related Investments (see instructions)**

Describe the two largest program-related investments made by the foundation during the tax year on lines 1 and 2

Amount

1 NONE	
2	
All other program-related investments See instructions	
3 NONE	
<b>Total. Add lines 1 through 3</b>	

**Part X Minimum Investment Return** (All domestic foundations must complete this part. Foreign foundations, see instructions.)

<b>1</b>	Fair market value of assets not used (or held for use) directly in carrying out charitable, etc., purposes:		
<b>a</b>	Average monthly fair market value of securities	<b>1a</b>	7,531,865.
<b>b</b>	Average of monthly cash balances	<b>1b</b>	285,940.
<b>c</b>	Fair market value of all other assets (see instructions)	<b>1c</b>	NONE
<b>d</b>	<b>Total</b> (add lines 1a, b, and c)	<b>1d</b>	7,817,805.
<b>e</b>	Reduction claimed for blockage or other factors reported on lines 1a and 1c (attach detailed explanation)	<b>1e</b>	
<b>2</b>	Acquisition indebtedness applicable to line 1 assets	<b>2</b>	NONE
<b>3</b>	Subtract line 2 from line 1d	<b>3</b>	7,817,805.
<b>4</b>	Cash deemed held for charitable activities. Enter 1 1/2% of line 3 (for greater amount, see instructions)	<b>4</b>	117,267.
<b>5</b>	<b>Net value of noncharitable-use assets.</b> Subtract line 4 from line 3. Enter here and on Part V, line 4	<b>5</b>	7,700,538.
<b>6</b>	<b>Minimum investment return.</b> Enter 5% of line 5	<b>6</b>	385,027.

**Part XI Distributable Amount** (see instructions) (Section 4942(j)(3) and (j)(5) private operating foundations and certain foreign organizations check here  and do not complete this part)

<b>1</b>	Minimum investment return from Part X, line 6	<b>1</b>	385,027.
<b>2a</b>	Tax on investment income for 2011 from Part VI, line 5	<b>2a</b>	2,666.
<b>b</b>	Income tax for 2011. (This does not include the tax from Part VI)	<b>2b</b>	
<b>c</b>	Add lines 2a and 2b	<b>2c</b>	2,666.
<b>3</b>	Distributable amount before adjustments. Subtract line 2c from line 1	<b>3</b>	382,361.
<b>4</b>	Recoveries of amounts treated as qualifying distributions	<b>4</b>	25,000.
<b>5</b>	Add lines 3 and 4	<b>5</b>	407,361.
<b>6</b>	Deduction from distributable amount (see instructions)	<b>6</b>	NONE
<b>7</b>	<b>Distributable amount as adjusted.</b> Subtract line 6 from line 5. Enter here and on Part XIII, line 1	<b>7</b>	407,361.

**Part XII Qualifying Distributions** (see instructions)

<b>1</b>	Amounts paid (including administrative expenses) to accomplish charitable, etc., purposes:		
<b>a</b>	Expenses, contributions, gifts, etc. - total from Part I, column (d), line 26	<b>1a</b>	406,130.
<b>b</b>	Program-related investments - total from Part IX-B	<b>1b</b>	
<b>2</b>	Amounts paid to acquire assets used (or held for use) directly in carrying out charitable, etc., purposes	<b>2</b>	NONE
<b>3</b>	Amounts set aside for specific charitable projects that satisfy the:		
<b>a</b>	Suitability test (prior IRS approval required)	<b>3a</b>	NONE
<b>b</b>	Cash distribution test (attach the required schedule)	<b>3b</b>	NONE
<b>4</b>	<b>Qualifying distributions.</b> Add lines 1a through 3b. Enter here and on Part V, line 8, and Part XIII, line 4	<b>4</b>	406,130.
<b>5</b>	Foundations that qualify under section 4940(e) for the reduced rate of tax on net investment income. Enter 1% of Part I, line 27b (see instructions)	<b>5</b>	2,666.
<b>6</b>	<b>Adjusted qualifying distributions.</b> Subtract line 5 from line 4	<b>6</b>	403,464.

**Note.** The amount on line 6 will be used in Part V, column (b), in subsequent years when calculating whether the foundation qualifies for the section 4940(e) reduction of tax in those years.

**Part XIII Undistributed Income** (see instructions)

	(a) Corpus	(b) Years prior to 2010	(c) 2010	(d) 2011
1 Distributable amount for 2011 from Part XI, line 7 . . . . .				407,361.
2 Undistributed income, if any, as of the end of 2011				
a Enter amount for 2010 only . . . . .			358,460.	
b Total for prior years 20____, 20____, 20____		NONE		
3 Excess distributions carryover, if any, to 2011				
a From 2006 . . . . .		NONE		
b From 2007 . . . . .		NONE		
c From 2008 . . . . .		NONE		
d From 2009 . . . . .		NONE		
e From 2010 . . . . .		NONE		
f Total of lines 3a through e . . . . .	NONE			
4 Qualifying distributions for 2011 from Part XII, line 4 ▶ \$ <u>406,130.</u>				
a Applied to 2010, but not more than line 2a . . . . .			358,460.	
b Applied to undistributed income of prior years (Election required - see instructions) . . . . .		NONE		
c Treated as distributions out of corpus (Election required - see instructions) . . . . .	NONE			
d Applied to 2011 distributable amount . . . . .				47,670.
e Remaining amount distributed out of corpus . . . . .	NONE			
5 Excess distributions carryover applied to 2011 (If an amount appears in column (d), the same amount must be shown in column (a) )	NONE			NONE
6 Enter the net total of each column as indicated below:				
a Corpus Add lines 3f, 4c, and 4e Subtract line 5	NONE			
b Prior years' undistributed income Subtract line 4b from line 2b . . . . .		NONE		
c Enter the amount of prior years' undistributed income for which a notice of deficiency has been issued, or on which the section 4942(a) tax has been previously assessed . . . . .		NONE		
d Subtract line 6c from line 6b Taxable amount - see instructions . . . . .		NONE		
e Undistributed income for 2010 Subtract line 4a from line 2a Taxable amount - see instructions . . . . .				
f Undistributed income for 2011 Subtract lines 4d and 5 from line 1 This amount must be distributed in 2012 . . . . .				359,691.
7 Amounts treated as distributions out of corpus to satisfy requirements imposed by section 170(b)(1)(F) or 4942(g)(3) (see instructions) . . . . .	NONE			
8 Excess distributions carryover from 2006 not applied on line 5 or line 7 (see instructions) . . . . .	NONE			
9 Excess distributions carryover to 2012. Subtract lines 7 and 8 from line 6a . . . . .	NONE			
10 Analysis of line 9				
a Excess from 2007 . . . . .		NONE		
b Excess from 2008 . . . . .		NONE		
c Excess from 2009 . . . . .		NONE		
d Excess from 2010 . . . . .		NONE		
e Excess from 2011 . . . . .		NONE		

**Part XIV Private Operating Foundations** (see instructions and Part VII-A, question 9)

NOT APPLICABLE

1 a If the foundation has received a ruling or determination letter that it is a private operating foundation, and the ruling is effective for 2011, enter the date of the ruling . . . . .

b Check box to indicate whether the foundation is a private operating foundation described in section 4942(j)(3) or 4942(j)(5)

	Tax year	Prior 3 years			(e) Total
	(a) 2011	(b) 2010	(c) 2009	(d) 2008	
2 a Enter the lesser of the adjusted net income from Part I or the minimum investment return from Part X for each year listed . . . . .					
b 85% of line 2a . . . . .					
c Qualifying distributions from Part XII, line 4 for each year listed . . . . .					
d Amounts included in line 2c not used directly for active conduct of exempt activities . . . . .					
e Qualifying distributions made directly for active conduct of exempt activities Subtract line 2d from line 2c . . . . .					
3 Complete 3a, b, or c for the alternative test relied upon					
a "Assets" alternative test - enter					
(1) Value of all assets . . . . .					
(2) Value of assets qualifying under section 4942(j)(3)(B)(i). . . . .					
b "Endowment" alternative test - enter 2/3 of minimum investment return shown in Part X, line 6 for each year listed . . . . .					
c "Support" alternative test - enter					
(1) Total support other than gross investment income (interest, dividends, rents, payments on securities loans (section 512(a)(5)), or royalties). . . . .					
(2) Support from general public and 5 or more exempt organizations as provided in section 4942(j)(3)(B)(iii). . . . .					
(3) Largest amount of support from an exempt organization . . . . .					
(4) Gross investment income . . . . .					

**Part XV Supplementary Information (Complete this part only if the foundation had \$5,000 or more in assets at any time during the year - see instructions.)**

1 Information Regarding Foundation Managers:  
 a List any managers of the foundation who have contributed more than 2% of the total contributions received by the foundation before the close of any tax year (but only if they have contributed more than \$5,000) (See section 507(d)(2).)

N/A

b List any managers of the foundation who own 10% or more of the stock of a corporation (or an equally large portion of the ownership of a partnership or other entity) of which the foundation has a 10% or greater interest.

N/A

2 Information Regarding Contribution, Grant, Gift, Loan, Scholarship, etc., Programs:

Check here  if the foundation only makes contributions to preselected charitable organizations and does not accept unsolicited requests for funds. If the foundation makes gifts, grants, etc. (see instructions) to individuals or organizations under other conditions, complete items 2a, b, c, and d

a The name, address, and telephone number of the person to whom applications should be addressed:  
 SEE STATEMENT 11

b The form in which applications should be submitted and information and materials they should include:  
 SEE ATTACHED STATEMENT FOR LINE 2

c Any submission deadlines:  
 SEE ATTACHED STATEMENT FOR LINE 2

d Any restrictions or limitations on awards, such as by geographical areas, charitable fields, kinds of institutions, or other factors:  
 SEE ATTACHED STATEMENT FOR LINE 2

**Part XV Supplementary Information (continued)**

**3 Grants and Contributions Paid During the Year or Approved for Future Payment**

Recipient Name and address (home or business)	If recipient is an individual, show any relationship to any foundation manager or substantial contributor	Foundation status of recipient	Purpose of grant or contribution	Amount
<p><b>a Paid during the year</b></p> <p>SEE STATEMENT 19</p>				
<b>Total</b> . . . . . ▶ <b>3a</b>				384,500.
<b>b Approved for future payment</b>				
<b>Total</b> . . . . . ▶ <b>3b</b>				





FORM 990PF, PART I - OTHER INCOME

=====

DESCRIPTION -----	REVENUE AND EXPENSES PER BOOKS -----
DEFERRED REVENUE	1,643.
TOTALS	----- 1,643. =====

FORM 990PF, PART I - OTHER PROFESSIONAL FEES

DESCRIPTION	REVENUE AND EXPENSES PER BOOKS	NET INVESTMENT INCOME
INVESTMENT MGMT FEES-SUBJECT T	65,037.	65,037.
TOTALS	65,037.	65,037.

FORM 990PF, PART I - TAXES  
=====

DESCRIPTION -----	REVENUE AND EXPENSES PER BOOKS -----	NET INVESTMENT INCOME -----
FOREIGN TAXES	56.	56.
FEDERAL TAX PAYMENT - PRIOR YE	6,643.	
FEDERAL ESTIMATES - INCOME	5,520.	
FOREIGN TAXES ON QUALIFIED FOR	965.	965.
FOREIGN TAXES ON NONQUALIFIED	97.	97.
TOTALS	13,281.	1,118.
	=====	=====

LUCY & EMILY BEASLEY CHARITABLE TRUST

34-1350747

FORM 990PF, PART I - OTHER EXPENSES  
=====

REVENUE  
AND  
EXPENSES  
PER BOOKS  
-----

CHARITABLE  
PURPOSES  
-----

DESCRIPTION  
-----

OHIO ATTORNEY GENERAL FILING F

200.

200.

-----  
200.  
=====

TOTALS

-----  
200.  
=====

LUCY & EMILY BEASLEY CHARITABLE TRUST  
FORM 990PF, PART II - CORPORATE STOCK  
=====

34-1350747

DESCRIPTION -----	ENDING BOOK VALUE -----	ENDING FMV ---
SEE ATTACHED	3,873,224.	4,233,697.
TOTALS	3,873,224.	4,233,697.
	=====	=====

LUCY & EMILY BEASLEY CHARITABLE TRUST  
 FORM 990PF, PART II - CORPORATE BONDS  
 =====

34-1350747

DESCRIPTION	ENDING BOOK VALUE	ENDING FMV
SEE ATTACHED	2,752,208.	2,937,774.
TOTALS	2,752,208.	2,937,774.

LUCY & EMILY BEASLEY CHARITABLE TRUST

34-1350747

FORM 990PF, PART II - OTHER INVESTMENTS

=====

DESCRIPTION	COST/ FMV		ENDING FMV
	C	OR F	
SEE ATTACHED	C		490,134.
TOTALS			490,134.

-----

396,446.

-----

396,446.

-----

=====

FORM 990PF, PART III - OTHER INCREASES IN NET WORTH OR FUND BALANCES  
=====

DESCRIPTION -----	AMOUNT -----
RECOVERIES OF PREVIOUS CHARITABLE DISTRIBUTIONS	25,000.
TOTAL	----- 25,000. =====

FORM 990PF, PART VIII - LIST OF OFFICERS, DIRECTORS, AND TRUSTEES

OFFICER NAME:

HOWARD W CABLE JR

ADDRESS:

10 S DEARBORN; MC: IL1-0117  
CHICAGO, IL 60603

TITLE:

TRUSTEE

AVERAGE HOURS PER WEEK DEVOTED TO POSITION: 2

COMPENSATION ..... 65,721.

OFFICER NAME:

ROBERT E HISSONG

ADDRESS:

10 S DEARBORN; MC: IL1-0117  
CHICAGO, IL 60603

TITLE:

BOARD MEMBER

AVERAGE HOURS PER WEEK DEVOTED TO POSITION: 2

OFFICER NAME:

A RUSSELL SMITH

ADDRESS:

10 S DEARBORN; MC: IL1-0117  
CHICAGO, IL 60603

TITLE:

BOARD MEMBER

AVERAGE HOURS PER WEEK DEVOTED TO POSITION: 2

COMPENSATION ..... 10,000.

OFFICER NAME:

GAY W CABLE

ADDRESS:

10 S DEARBORN; MC: IL1-0117  
CHICAGO, IL 60603

TITLE:

BOARD MEMBER

AVERAGE HOURS PER WEEK DEVOTED TO POSITION: 2

COMPENSATION ..... 10,000.

TOTAL COMPENSATION: 85,721.

=====

990PF, PART VIII- COMPENSATION OF THE FIVE HIGHEST PAID PROFESSIONALS

=====

NAME:

JPMORGAN CHASE BANK, NA

ADDRESS:

10 S DEARBORN; MC: IL1-0117  
CHICAGO, IL 60603

TYPE OF SERVICE:

INVESTMENT MANAGER

COMPENSATION .....

65,038.

COMPENSATION EXPLANATION:

INVESTMENT MANAGEMENT FEES

TOTAL COMPENSATION:

65,038.

=====

RECIPIENT NAME:

JPMORGAN CHASE BANK, AN

ADDRESS:

1300 EAST 9TH STREET  
CLEVELAND, OH 44114

RECIPIENT'S PHONE NUMBER: 216-781-2204

FORM, INFORMATION AND MATERIALS:

BY LETTER - DESCRIPTION OF ORGANIZATION AND NEED

SUBMISSION DEADLINES:

NO DEADLINE - ANYTIME DURING THE YEAR

RESTRICTIONS OR LIMITATIONS ON AWARDS:

NO RESTRICTIONS OF ANY KIND

=====

RECIPIENT NAME:  
ACCESS  
ADDRESS:  
PO BOX 1007  
AKRON, OH 44309  
RELATIONSHIP:  
NONE  
PURPOSE OF GRANT:  
GENERAL  
FOUNDATION STATUS OF RECIPIENT:  
PUBLIC  
AMOUNT OF GRANT PAID ..... 40,000.

RECIPIENT NAME:  
GOODWILL INDUSTRIES  
ADDRESS:  
570 E. WATERLOO ROAD  
AKRON, OH 44319  
RELATIONSHIP:  
NONE  
PURPOSE OF GRANT:  
GENERAL  
FOUNDATION STATUS OF RECIPIENT:  
PUBLIC  
AMOUNT OF GRANT PAID ..... 50,000.

RECIPIENT NAME:  
HAVEN OF REST  
ADDRESS:  
AKRON, OH  
RELATIONSHIP:  
NONE  
PURPOSE OF GRANT:  
GENERAL  
FOUNDATION STATUS OF RECIPIENT:  
PUBLIC  
AMOUNT OF GRANT PAID ..... 22,000.

RECIPIENT NAME:  
BELMONT UNIVERSITY  
ADDRESS:  
190 BELMONT BLVD.  
NASHVILLE, TN 37212  
RELATIONSHIP:  
NONE  
PURPOSE OF GRANT:  
GENERAL  
FOUNDATION STATUS OF RECIPIENT:  
PUBLIC  
AMOUNT OF GRANT PAID ..... 1,000.

RECIPIENT NAME:  
HUMANE SOCIETY OF GREATER AKRON  
ADDRESS:  
4904 QUICK ROAD  
PENINSULA, OH 44264  
RELATIONSHIP:  
NONE  
PURPOSE OF GRANT:  
GENERAL  
FOUNDATION STATUS OF RECIPIENT:  
PUBLIC  
AMOUNT OF GRANT PAID ..... 5,000.

RECIPIENT NAME:  
BATTERED WOMEN'S SHELTER  
ADDRESS:  
759 W. MARKET STREET  
AKRON, OH 44303  
RELATIONSHIP:  
NONE  
PURPOSE OF GRANT:  
GENERAL  
FOUNDATION STATUS OF RECIPIENT:  
PUBLIC  
AMOUNT OF GRANT PAID ..... 35,000.

RECIPIENT NAME:  
H M LIFE OPPORTUNITY SERVICES  
ADDRESS:  
PO BOX 8174  
AKRON, OH 44320  
RELATIONSHIP:  
NONE  
PURPOSE OF GRANT:  
GENERAL  
FOUNDATION STATUS OF RECIPIENT:  
PUBLIC  
AMOUNT OF GRANT PAID ..... 20,000.

RECIPIENT NAME:  
ARDMORE FOUNDATION INC.  
ADDRESS:  
981 E. MARKET STREET  
AKRON, OH 44305  
RELATIONSHIP:  
NONE  
PURPOSE OF GRANT:  
GENERAL  
FOUNDATION STATUS OF RECIPIENT:  
PUBLIC  
AMOUNT OF GRANT PAID ..... 5,000.

RECIPIENT NAME:  
BOYS AND GIRLS CLUBS OF THE WESTERN  
RESERVE INC.  
ADDRESS:  
889 JONATHAN AVE.  
AKRON, OH 44306  
RELATIONSHIP:  
NONE  
PURPOSE OF GRANT:  
GENERAL  
FOUNDATION STATUS OF RECIPIENT:  
PUBLIC  
AMOUNT OF GRANT PAID ..... 45,000.

RECIPIENT NAME:  
CUMBERLAND COLLEGE  
ADDRESS:  
816 WALNUT STREET  
WILLIAMSBURG, KY 40769  
RELATIONSHIP:  
NONE  
PURPOSE OF GRANT:  
GENERAL  
FOUNDATION STATUS OF RECIPIENT:  
PUBLIC  
AMOUNT OF GRANT PAID ..... 1,000.

RECIPIENT NAME:  
GENNESARET  
ADDRESS:  
PO BOX 4933  
AKRON, OH 44310  
RELATIONSHIP:  
NONE  
PURPOSE OF GRANT:  
GENERAL  
FOUNDATION STATUS OF RECIPIENT:  
PUBLIC  
AMOUNT OF GRANT PAID ..... 50,000.

RECIPIENT NAME:  
PROJECT LEARN OF SUMMIT COUNTY  
ADDRESS:  
1040 E. TALLMADGE AVE.  
AKRON, OH 44310  
RELATIONSHIP:  
NONE  
PURPOSE OF GRANT:  
GENERAL  
FOUNDATION STATUS OF RECIPIENT:  
PUBLIC  
AMOUNT OF GRANT PAID ..... 1,000.

RECIPIENT NAME:  
SALVATION ARMY  
ADDRESS:  
190 S. MAPLE STREET  
AKRON, OH 44302  
RELATIONSHIP:  
NONE  
PURPOSE OF GRANT:  
GENERAL  
FOUNDATION STATUS OF RECIPIENT:  
PUBLIC  
AMOUNT OF GRANT PAID ..... 60,000.

RECIPIENT NAME:  
WEBB SCHOOL  
ADDRESS:  
PO BOX 488  
BELLE BUCKLE, TN 37020  
RELATIONSHIP:  
NONE  
PURPOSE OF GRANT:  
GENERAL  
FOUNDATION STATUS OF RECIPIENT:  
PUBLIC  
AMOUNT OF GRANT PAID ..... 1,000.

RECIPIENT NAME:  
AKRON BOARD OF EDUCATION  
ADDRESS:  
70 NORTH BROADWAY  
AKRON, OH 44308  
RELATIONSHIP:  
NONE  
PURPOSE OF GRANT:  
GENERAL  
FOUNDATION STATUS OF RECIPIENT:  
PUBLIC  
AMOUNT OF GRANT PAID ..... 1,000.

RECIPIENT NAME:  
AKRON-SUMMIT COUNTY PUBLIC LIBRARY  
ADDRESS:  
60 S HIGH ST  
AKRON, OH 44326  
RELATIONSHIP:  
NONE  
PURPOSE OF GRANT:  
GENERAL  
FOUNDATION STATUS OF RECIPIENT:  
PUBLIC  
AMOUNT OF GRANT PAID ..... 1,000.

RECIPIENT NAME:  
VALLEY VIEW BAPTIST CHURCH  
ADDRESS:  
2442 EASTLAND AVE.  
NASHVILLE, TN 37206  
RELATIONSHIP:  
NONE  
PURPOSE OF GRANT:  
GENERAL  
FOUNDATION STATUS OF RECIPIENT:  
PUBLIC  
AMOUNT OF GRANT PAID ..... 1,000.

RECIPIENT NAME:  
AKRON ROTARY FOUNDATION  
ADDRESS:  
4460 REX LAKE DRIVE  
AKRON, OH 44319  
RELATIONSHIP:  
NONE  
PURPOSE OF GRANT:  
GENERAL  
FOUNDATION STATUS OF RECIPIENT:  
PUBLIC  
AMOUNT OF GRANT PAID ..... 35,000.

RECIPIENT NAME:  
AKRON ZOO  
ADDRESS:  
500 EDGEWOOD AVE  
AKRON, OH 44307  
RELATIONSHIP:  
NONE  
PURPOSE OF GRANT:  
GENERAL  
FOUNDATION STATUS OF RECIPIENT:  
PUBLIC  
AMOUNT OF GRANT PAID ..... 7,500.

RECIPIENT NAME:  
SUMMIT COUNTY COMMUNITY DRUG BOARD  
ADDRESS:  
725 E MARKET ST  
AKRON, OH 44305  
RELATIONSHIP:  
NONE  
PURPOSE OF GRANT:  
GENERAL  
FOUNDATION STATUS OF RECIPIENT:  
PUBLIC  
AMOUNT OF GRANT PAID ..... 1,000.

RECIPIENT NAME:  
KENT STATE UNIVERSITY  
ADDRESS:  
PO BOX 5190  
KENT, OH 44242  
RELATIONSHIP:  
NONE  
PURPOSE OF GRANT:  
GENERAL  
FOUNDATION STATUS OF RECIPIENT:  
PUBLIC  
AMOUNT OF GRANT PAID ..... 1,000.

RECIPIENT NAME:  
UNIVERISTY OF AKRON FOUNDATION  
ADDRESS:  
302 E. BUCHEL AVE.  
AKRON, OH 44304  
RELATIONSHIP:  
NONE  
PURPOSE OF GRANT:  
GENERAL  
FOUNDATION STATUS OF RECIPIENT:  
PUBLIC  
AMOUNT OF GRANT PAID ..... 1,000.  
  
TOTAL GRANTS PAID: ..... 384,500.  
=====

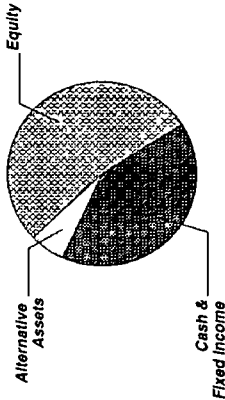


LUCY & EMILY BEASLEY CHARITABLE TR ACCT. X15913589  
For the Period 9/1/12 to 9/30/12

## Account Summary

Asset Allocation	Beginning Market Value	Ending Market Value	Change In Value	Estimated Annual Income	Current Allocation
Equity	3,973,595.66	4,233,697.42	260,101.76	43,116.56	53%
Alternative Assets	485,301.75	490,133.99	4,832.24	7,956.33	6%
Cash & Fixed Income	3,208,184.06	3,064,990.55	(143,193.51)	116,549.27	41%
<b>Market Value</b>	<b>\$7,667,081.47</b>	<b>\$7,788,821.96</b>	<b>\$121,740.49</b>	<b>\$167,622.16</b>	<b>100%</b>
Accruals	20,061.69	21,656.22	1,594.53		
<b>Market Value with Accruals</b>	<b>\$7,687,143.16</b>	<b>\$7,810,478.18</b>	<b>\$123,335.02</b>		

### Asset Allocation



Portfolio Activity	Current Period Value	Year-to-Date Value
<b>Beginning Market Value</b>	<b>7,667,081.47</b>	<b>7,228,424.83</b>
Contributions		29,211.91
Withdrawals & Fees	(7,021.03)	(551,890.02)
Securities Transferred In	457.25	2,023.41
<b>Net Contributions/Withdrawals</b>	<b>(\$6,563.78)</b>	<b>(\$520,654.70)</b>
Income & Distributions	12,205.98	178,780.61
Change In Investment Value	116,098.29	902,271.22
<b>Ending Market Value</b>	<b>\$7,788,821.96</b>	<b>\$7,788,821.96</b>
Accruals	21,656.22	21,656.22
<b>Market Value with Accruals</b>	<b>\$7,810,478.18</b>	<b>\$7,810,478.18</b>



LUCY & EMILY BEASLEY CHARITABLE TR ACCT. X15913589  
For the Period 9/1/12 to 9/30/12

**Account Summary** CONTINUED

<b>Tax Summary</b>	Current Period Value	Year-to-Date Value
Domestic Dividends/Distributions	4,346.85	59,381.21
Foreign Dividends	171.26	2,124.11
Interest Income	7,514.39	114,402.84
Ordinary Income	261.44	4,228.68
Original Issue Discount	291.67	3,396.24
Accrued Interest Current Year	(146.22)	(4,315.43)
Accrued Interest Subsequent Year	(233.41)	(437.04)
<b>Taxable Income</b>	<b>\$12,205.98</b>	<b>\$178,780.61</b>

	Current Period Value	Year-to-Date Value
LT Capital Gain Distributions		332.01
ST Realized Gain/Loss	3,452.52	(19,779.97)
LT Realized Gain/Loss	27,019.95	235,442.07
<b>Realized Gain/Loss</b>	<b>\$30,472.47</b>	<b>\$215,994.11</b>
<b>Unrealized Gain/Loss</b>		<b>To-Date Value</b> <b>\$633,918.58</b>

<b>Cost Summary</b>	Cost
Equity	3,873,223.57
Cash & Fixed Income	2,879,425.30
<b>Total</b>	<b>\$6,752,648.87</b>

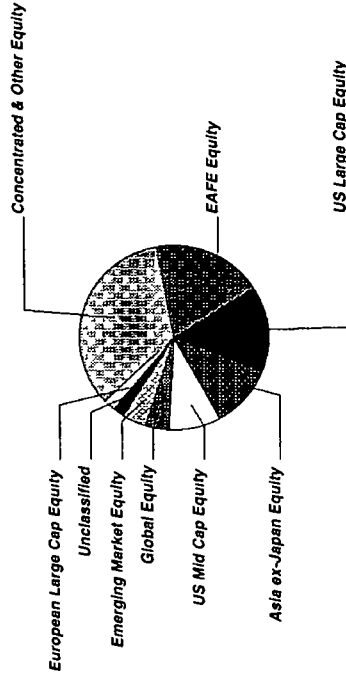


LUCY & EMILY BEASLEY CHARITABLE TR ACCT. X15913589  
For the Period 9/1/12 to 9/30/12

## Equity Summary

Asset Categories	Beginning Market Value	Ending Market Value	Change In Value	Current Allocation
US Large Cap Equity	624,331.00	635,009.08	10,678.08	8%
US Mid Cap Equity	413,911.04	424,279.07	10,368.03	5%
EAFE Equity	796,430.72	807,976.94	11,546.22	10%
European Large Cap Equity	0.00	76,304.80	76,304.80	1%
Asia ex-Japan Equity	476,696.47	504,611.64	27,915.17	6%
Emerging Market Equity	156,570.78	164,864.50	8,293.72	2%
Global Equity	171,485.03	176,434.09	4,949.06	2%
Concentrated & Other Equity	1,334,170.62	1,364,217.30	30,046.68	18%
Unclassified	0.00	80,000.00	80,000.00	1%
<b>Total Value</b>	<b>\$3,973,595.66</b>	<b>\$4,233,697.42</b>	<b>\$260,101.76</b>	<b>53%</b>

### Asset Categories



Market Value/Cost	Current Period Value
Market Value	4,233,697.42
Tax Cost	3,873,223.57
Unrealized Gain/Loss	360,473.85
Estimated Annual Income	43,116.56
Accrued Dividends	1,974.69
Yield	1.01%



LUCY & EMILY BEASLEY CHARITABLE TR ACCT. X15913589  
For the Period 9/1/12 to 9/30/12

Note P indicates position adjusted for Pending Trade Activity

## Equity Detail

	Price	Quantity	Value	Adjusted Tax Cost Original Cost	Unrealized Gain/Loss	Est Annual Inc. Accrued Div	Yield
<b>US Large Cap Equity</b>							
<b>BARC BREN SPX 03/27/13</b>	105.88	150,000,000	158,820.00	150,000.00	8,820.00		
10%BUFFER-2 XLEV- 6.2%CAP							
12.4%MAXRTRN							
INITIAL LEVEL-03/09/12 SPX:1370.87							
06738K-W7-2							
<b>BBH FD INC</b>	17.54	4,650,415	81,568.28	78,406.00	3,162.28	344.13	0.42%
TAX EFFIC EQ N							
05528X-60-4 BBTE X							
<b>HSBC BREN SPX 10/31/12</b>	117.07	115,000,000	134,630.50	115,000.00	19,630.50		
10%BUFFER-2 XLEV- 9.45%CAP							
18.9%MAXRTRN							
INITIAL LEVEL-10/14/11 SPX 1,224.58							
4042K1-QJ-5							
<b>JPM CONT BUFF EQ SPX 10/17/12</b>	119.87	110,000,000	131,857.00	110,000.00	21,857.00		
80% CONTIN BARRIER- 18%CPN							
20% CAP							
INITIAL LEVEL-09/30/11 SPX:1131.42							
48125X-3Z-7							
<b>SPDR S&amp;P 500 ETF TRUST</b>	143.97	890,000	128,133.30	126,366.91	1,766.39	2,538.28	1.98%
78462F-10-3 SPY						693.71	
<b>Total US Large Cap Equity</b>			<b>\$635,009.08</b>	<b>\$579,772.91</b>	<b>\$55,236.17</b>	<b>\$2,882.41</b>	<b>0.45%</b>
						<b>\$693.71</b>	



LUCY & EMILY BEASLEY CHARITABLE TR ACCT X15913589  
For the Period 9/1/12 to 9/30/12

	Price	Quantity	Value	Adjusted Tax Cost Original Cost	Unrealized Gain/Loss	Est. Annual Inc Accrued Div.	Yield
<b>US Mid Cap Equity</b>							
ISHARES RUSSELL MIDCAP GROWTH INDEX FUND 464287-48-1 IWP	62.15	2,604,000	161,838.60	144,628.50	17,210.10	1,528.54	0.94%
ISHARES RUSSELL MIDCAP INDEX FUND 464287-49-9 IWR	110.75	740,000	81,955.00	63,506.06	18,448.94	1,285.38	1.57%
JPM TR I MIDCAP CORE - SEL 48121L-75-9 JMRS X	17.78	9,802,340	174,285.61	168,992.34	5,293.27	382.29	0.22%
WALTER ENERGY INC 93317Q-10-5 WLT	32.46	191,000	6,199.86	9,031.54	(2,831.68)	95.50	1.54%
<b>Total US Mid Cap Equity</b>			<b>\$424,279.07</b>	<b>\$386,158.44</b>	<b>\$38,120.63</b>	<b>\$3,291.71</b>	<b>0.77%</b>
<b>EAFE Equity</b>							
ARTISAN INTL VALUE FUND - INV 04314H-88-1 ARTK X	28.72	4,811,934	138,198.74	131,847.00	6,351.74	67.36	0.05%
IVY GLOBAL NATURAL RESOURCE-I 465899-50-8 IGNI X	17.27	2,171,815	37,507.25	90,000.00	(52,492.75)		
JPM BREN EAFE 11/21/12 10%BUFFER-2 XLEV- 9.27%CAP 18.54%MAXTRN INITIAL LEVEL-11/04/11.SX5E 2291 47 UKX:5527 16 TPX 752 02 48125V-AW-0	105.48	80,000,000	84,384.00	80,000.00	4,384.00		



LUCY & EMILY BEASLEY CHARITABLE TR ACCT. X15913589  
For the Period 9/1/12 to 9/30/12

	Price	Quantity	Value	Adjusted Tax Cost Original Cost	Unrealized Gain/Loss	Est. Annual Inc Accrued Div.	Yield
<b>EAFE Equity</b>							
<b>JPM BREN EAFE 06/12/13</b>	108.42	80,000,000	86,736.00	80,000.00	6,736.00		
10%BUFFER- XLEV- 10.9%CAP 21.8%MAXRTRN INITIAL LEVEL-05/24/12 SX5E 21618 7 UKX:5388.28 TPX 722 11 48125V-ZW-3							
<b>JPM BREN EAFE 10/24/12</b>	109.95	75,000,000	82,462.50	75,000.00	7,462.50		
10%BUFFER-2 XLEV- 13.17%CAP 26.34%MAXRTRN INITIAL LEVEL-10/07/11.SX5E 2269 19 UKX:5303 40 TPX 741 55 48125X-6E-1							
<b>JPM INTL VALUE FD - SEL</b>	12.13	6,155,538	74,666.68	77,252.00	(2,585.32)	2,628.41	3.52%
FUND 1296 4812A0-56-5 JIES X							
<b>T. ROWE PRICE OVERSEAS STOCK FUND</b>	8.18	37,166,476	304,021.77	324,835.00	(20,813.23)	6,318.30	2.08%
77956H-75-7 TROS X							
<b>Total EAFE Equity</b>			<b>\$807,976.94</b>	<b>\$858,934.00</b>	<b>(\$50,957.06)</b>	<b>\$9,014.07</b>	<b>1.12%</b>
<b>European Large Cap Equity</b>							
<b>DB MARKET PLUS SX5E 03/19/14</b>	95.38	80,000,000	76,304.80	80,000.00	(3,695.20)		
80% CONTIN BARRIER- 7.6%CPN ,UNCAPPED INITIAL LEVEL-09/14/12 SX5E 2594 56 2515A1-LR-0							



LUCY & EMILY BEASLEY CHARITABLE TR ACCT. X15913589  
For the Period 9/1/12 to 9/30/12

	Price	Quantity	Value	Adjusted Tax Cost Original Cost	Unrealized Gain/Loss	Est. Annual Inc. Accrued Div	Yield
<b>Asia ex-Japan Equity</b>							
BARC BREN ASIA BASKET 08/21/13	103.63	80,000,000	82,904.00	80,000.00	2,904.00		
10%BUFFER-2 XLEV- 7%CAP							
14%MAXRTRN							
INITIAL LEVEL-08/03/12 ASIA BSKT:100							
06741J-L4-9							
CS BREN ASIA BASKET 07/03/13	106.40	75,000,000	79,800.00	75,000.00	4,800.00		
10%BUFFER-2 XLEV- 9%CAP							
18%MAXRTRN							
INITIAL LEVEL-06/15/12 ASIA BSKT:100							
22546T-VD-0							
MATTHEWS PACIFIC TIGER INSTL FUND	23.48	14,561,654	341,907.64	303,117.00	38,790.64	2,213.37	0.65%
577130-83-4 MIPT X							
<b>Total Asia ex-Japan Equity</b>			<b>\$504,611.64</b>	<b>\$458,117.00</b>	<b>\$46,494.64</b>	<b>\$2,213.37</b>	<b>0.44%</b>
<b>Emerging Market Equity</b>							
DB BREN EEM 10/31/12	109.97	75,000,000	82,477.50	75,000.00	7,477.50		
10%BUFFER-2 XLEV- 11.8%CAP							
23.6%MAXRTRN							
INITIAL LEVEL-10/14/11 EEM :39.59							
2515A1-DT-5							
JPM EM MKTS EQUITY FD - SEL	22.44	3,671,435	82,387.00	88,922.15	(6,535.15)	51.40	0.06%
FUND 1235							
4812A0-62-3 JEMS X							
<b>Total Emerging Market Equity</b>			<b>\$164,864.50</b>	<b>\$163,922.15</b>	<b>\$942.35</b>	<b>\$51.40</b>	<b>0.03%</b>



LUCY & EMILY BEASLEY CHARITABLE TR ACCT. X15913589  
For the Period 9/1/12 to 9/30/12

	Price	Quantity	Value	Adjusted Tax Cost Original Cost	Unrealized Gain/Loss	Est. Annual Inc. Accrued Div.	Yield
<b>Global Equity</b>							
BNP DELTA ONE MSCI WORLD TR 6/14/13 100%A.F. UNCAPPED INITIAL LEVEL5/25/12 NDDUWI 3000 541 05567L-5F-0	110.78	80,000,000	88,626.09	80,000.00	8,626.09		
HSBC DELTA ONE MSCI WORLD TR 6/14/13 100%A.F. UNCAPPED INITIAL LEVEL5/25/12 NDDUWI.3000.541 4042K1-P4-9	109.76	80,000,000	87,808.00	80,000.00	7,808.00		
<b>Total Global Equity</b>			<b>\$176,434.09</b>	<b>\$160,000.00</b>	<b>\$16,434.09</b>	<b>\$0.00</b>	<b>0.00%</b>
<b>Concentrated &amp; Other Equity</b>							
ABBOTT LABORATORIES 002824-10-0 ABT	68.56	191,000	13,094.96	12,299.49	795.47	389.64	2.98%
ACE LTD NEW H0023R-10-5 ACE	75.60	264,000	19,958.40	15,978.92	3,979.48	517.44 129.36	2.59%
ADOBE SYSTEMS INC 00724F-10-1 ADBE	32.44	82,000	2,659.67	2,619.63	40.04		
ALLERGAN INC 018490-10-2 AGN	91.58	100,000	9,158.00	8,666.34	491.66	20.00	0.22%
ALTEGRA CORP 021441-10-0 ALTR	34.00	298,000	10,132.00	11,391.31	(1,259.31)	119.20	1.18%
AMAZON COM INC 023135-10-6 AMZN	254.32	96,000	24,414.72	16,426.37	7,988.35		
ANADARKO PETROLEUM CORP 032511-10-7 APC	69.92	174,000	12,166.08	12,745.29	(579.21)	62.64	0.51%



LUCY & EMILY BEASLEY CHARITABLE TR ACCT. X15913589  
For the Period 9/1/12 to 9/30/12

	Price	Quantity	Value	Adjusted Tax Cost Original Cost	Unrealized Gain/Loss	Est. Annual Inc. Accrued Div.	Yield
<b>Concentrated &amp; Other Equity</b>							
APPLE INC. 037833-10-0 AAPL	667.11	135,000	90,059.18	27,795.47	62,263.71		
AT&T INC 00206R-10-2 T	37.70	398,000	15,004.60	13,870.13	1,134.47	700.48	4.67%
AUTOZONE INC 053332-10-2 AZO	369.67	28,000	10,350.76	8,485.96	1,864.80		
P BAIDU INC SPONS ADR 056752-10-8 BIDU	116.89	69,000	8,065.41	6,651.90	1,413.51		
BANK OF AMERICA CORP 060505-10-4 BAC	8.83	918,000	8,105.94	10,700.09	(2,594.15)	36.72	0.45%
BIOGEN IDEC INC 09062X-10-3 BIIB	149.21	133,000	19,844.93	9,140.07	10,704.86		
BROADCOM CORP CL A 111320-10-7 BRCM	34.57	187,000	6,464.59	6,552.74	(88.15)	74.80	1.16%
CAPITAL ONE FINANCIAL CORP 14040H-10-5 COF	57.01	198,000	11,287.98	9,148.87	2,139.11	39.60	0.35%
CARDINAL HEALTH INC 14149Y-10-8 CAH	38.97	360,000	14,029.20	11,860.49	2,168.71	342.00 85.50	2.44%
CAREFUSION CORPORATION 14170T-10-1 CFN	28.39	355,000	10,078.45	9,409.91	668.54		
P CARNIVAL CORPORATION 143658-30-0 CCL	36.43	227,000	8,269.61	8,370.56	(100.95)	227.00	2.74%
P CBS CORP CLASS B W/I 124857-20-2 CBS	36.33		0.00			57.96	1.32%



LUCY & EMILY BEASLEY CHARITABLE TR ACCT. X15913589  
For the Period 9/1/12 to 9/30/12

	Price	Quantity	Value	Adjusted Tax Cost Original Cost	Unrealized Gain/Loss	Est. Annual Inc. Accrued Div.	Yield
<b>Concentrated &amp; Other Equity</b>							
CELGENE CORPORATION 151020-10-4 CELG	76.40	200,000	15,280.00	10,805.64	4,474.36		
CENTERPOINT ENERGY INC 15189T-10-7 CNP	21.30	647,000	13,781.10	11,206.23	2,574.87	524.07	3.80%
CISCO SYSTEMS INC 17275R-10-2 CSCO	19.10	807,000	15,409.67	14,225.59	1,184.08	451.92	2.93%
CITIGROUP INC NEW 172967-42-4 C	32.72	450,000	14,724.00	15,212.35	(488.35)	18.00	0.12%
CITRIX SYSTEMS INC 177376-10-0 CTXS	76.53	75,000	5,739.68	4,321.93	1,417.75		
CME GROUP INC CLASS A COMMON STOCK 12572Q-10-5 CME	57.29	205,000	11,744.45	11,637.33	107.12	369.00	3.14%
COGNIZANT TECHNOLOGY SOLUTIONS CORP CL A 192446-10-2 CTSH	69.89	199,000	13,908.11	11,496.96	2,411.15		
COMCAST CORP CL A 20030N-10-1 CMCS A	35.75	630,000	22,519.35	14,446.70	8,072.65	409.50	1.82%
COSTCO WHOLESALE CORP 22160K-10-5 COST	100.16	55,000	5,508.80	5,009.89	498.91	60.50	1.10%
COVIDIEN PLC NEW G2554F-11-3 COV	59.42	308,000	18,301.36	13,631.71	4,669.65	320.32	1.75%
CSX CORP 126408-10-3 CSX	20.75	556,000	11,537.00	11,912.81	(375.81)	311.36	2.70%
E I DU PONT DE NEMOURS & CO 263534-10-9 DD	50.27	379,000	19,052.33	15,900.40	3,151.93	651.88	3.42%



LUCY & EMILY BEASLEY CHARITABLE TR ACCT. X15913589  
For the Period 9/1/12 to 9/30/12

	Price	Quantity	Value	Adjusted Tax Cost Original Cost	Unrealized Gain/Loss	Est. Annual Inc Accrued Div.	Yield
<b>Concentrated &amp; Other Equity</b>							
EMERSON ELECTRIC CO 291011-10-4 EMR	48.27	307 000	14,818.89	15,192.10	(373.21)	491.20	3.31%
ENSCO PLC G3157S-10-6 ESV	54.56	206 000	11,239.36	10,079.52	1,159.84	303.85	2.70%
EOG RESOURCES INC 26875P-10-1 EOG	112.05	127,000	14,230.35	13,174.40	1,055.95	86.36	0.61%
EXXON MOBIL CORP 30231G-10-2 XOM	91.45	337 000	30,818.65	27,000.34	3,818.31	768.36	2.49%
FLUOR CORP 343412-10-2 FLR	56.28	117 000	6,584.76	5,752.63	832.13	74.88 18.72	1.14%
FREEMONT-MCMORAN COPPER & GOLD INC CL B 35671D-85-7 FCX	39.58	431 000	17,058.98	18,482.21	(1,423.23)	538.75	3.16%
GENERAL MILLS INC 370334-10-4 GIS	39.85	417 000	16,617.45	13,347.71	3,269.74	550.44	3.31%
GENERAL MOTORS CO 37045V-10-0 GM	22.75	493 000	11,215.75	14,858.83	(3,643.08)		
GOLDMAN SACHS GROUP INC 38141G-10-4 GS	113.68	160,000	18,188.80	16,434.45	1,754.35	294.40	1.62%
P GOOGLE INC CL A 38259P-50-8 GOOG	754.50	34 000	25,653.00	21,358.47	4,294.53		
HOME DEPOT INC 437076-10-2 HD	60.37	267,000	16,118.79	11,631.83	4,486.96	309.72	1.92%
HONEYWELL INTERNATIONAL INC 438516-10-6 HON	59.75	339,000	20,255.25	15,998.50	4,256.75	505.11	2.49%



LUCY & EMILY BEASLEY CHARITABLE TR ACCT. X15913589  
For the Period 9/1/12 to 9/30/12

	Price	Quantity	Value	Adjusted Tax Cost Original Cost	Unrealized Gain/Loss	Est. Annual Inc. Accrued Div	Yield
<b>Concentrated &amp; Other Equity</b>							
HUMANA INC 444859-10-2 HUM	70.15	116,000	8,137.40	9,721.82	(1,584.42)	120.64 30.16	1.48%
INTERCONTINENTAL EXCHANGE INC 45865V-10-0 ICE	133.41	43,000	5,736.63	5,005.01	731.62		
INVESCO LTD G491BT-10-8 IVZ	24.99	420,000	10,495.80	8,197.54	2,298.26	289.80	2.76%
JOHNSON CONTROLS INC 478366-10-7 JCI	27.40	650,000	17,810.00	18,837.95	(1,027.95)	468.00 117.00	2.63%
JUNIPER NETWORKS INC 48203R-10-4 JNPR	17.11	290,000	4,961.90	7,225.49	(2,263.59)		
KINDER MORGAN INC 49456B-10-1 KMI	35.52	194,000	6,890.88	6,041.19	849.69	271.60	3.94%
KRAFT FOODS INC CLASS A 50075N-10-4	41.35	429,000	17,739.15	14,819.53	2,919.62	497.64 124.41	2.81%
LAM RESEARCH CORP 512807-10-8 LRCX	31.78	139,000	4,417.42	4,930.85	(513.43)		
LENNAR CORP 526057-10-4 LEN	34.77	275,000	9,561.75	4,336.07	5,225.68	44.00	0.46%
LINKEDIN CORP - A 53578A-10-8 LNKD	120.40	54,000	6,501.60	5,346.89	1,154.71		
LOWES COMPANIES INC 548661-10-7 LOW	30.24	724,000	21,893.76	15,320.16	6,573.60	463.36	2.12%
MARATHON PETROLEUM CORPORATION 56585A-10-2 MPC	54.59	193,000	10,535.87	9,093.57	1,442.30	270.20	2.56%
MASCO CORP 574599-10-6 MAS	15.05	548,000	8,247.40	7,145.22	1,102.18	164.40	1.99%



LUCY & EMILY BEASLEY CHARITABLE TR ACCT. X15913589  
For the Period 9/1/12 to 9/30/12

	Price	Quantity	Value	Adjusted Tax Cost Original Cost	Unrealized Gain/Loss	Est Annual Inc Accrued Div	Yield
<b>Concentrated &amp; Other Equity</b>							
MASTERCARD INC - CLASS A 57636Q-10-4 MA	451.48	25,000	11,287.00	4,570.31	6,716.69	30.00	0.27%
MERCK AND CO INC 58933Y-10-5 MRK	45.10	670,000	30,213.65	23,721.13	6,492.52	1,125.60 281.40	3.73%
METLIFE INC 59156R-10-8 MET	34.46	497,000	17,126.62	17,438.69	(312.07)	367.78	2.15%
MICROSOFT CORP 594918-10-4 MSFT	29.76	1,610,000	47,913.60	40,927.19	6,986.41	1,481.20	3.09%
NETAPP INC 64110D-10-4 NTAP	32.88	235,000	7,726.80	8,799.22	(1,072.42)		
P NIKI INC B 654106-10-3 NKE	94.91			0.00		25.56	1.52%
OCCIDENTAL PETROLEUM CORP 674599-10-5 OXY	86.06	308,000	26,506.48	25,994.30	512.18	665.28 160.38	2.51%
ORACLE CORP 68389X-10-5 ORCL	31.46	869,000	27,338.74	21,928.29	5,410.45	208.56	0.76%
PACCAR INC 693718-10-8 PCAR	40.02	325,000	13,006.50	11,054.92	1,951.58	260.00	2.00%
PEPSICO INC 713448-10-8 PEP	70.77	162,000	11,464.74	11,701.14	(236.40)	348.30	3.04%
PFIZER INC 717081-10-3 PFE	24.85	1,310,000	32,553.50	21,860.46	10,693.04	1,152.80	3.54%
PHILIP MORRIS INTERNATIONAL 718172-10-9 PM	89.94	195,000	17,536.30	16,185.70	1,352.60	663.00 165.75	3.78%
PIONEER NATURAL RESOURCES CO 723787-10-7 PXD	104.40	105,000	10,962.00	9,865.61	1,096.39	8.40 4.20	0.08%



LUCY & EMILY BEASLEY CHARITABLE TR ACCT. X15913589  
For the Period 9/1/12 to 9/30/12

	Price	Quantity	Value	Adjusted Tax Cost Original Cost	Unrealized Gain/Loss	Est. Annual Inc. Accrued Div	Yield
<b>Concentrated &amp; Other Equity</b>							
PROCTER & GAMBLE CO 742718-10-9 PG	69.36	330,000	22,888.80	21,327.93	1,560.87	741.84	3.24%
PRUDENTIAL FINANCIAL INC 744320-10-2 PRU	54.51	257,000	14,009.07	12,395.80	1,613.27	372.65	2.66%
QUALCOMM INC 747525-10-3 QCOM	62.47	429,000	26,799.63	20,414.77	6,384.86	429.00	1.60%
SCHLUMBERGER LTD 806857-10-8 SLB	72.33	293,000	21,192.69	24,459.24	(3,266.55)	322.30 80.58	1.52%
TARGET CORP 87612E-10-6 TGT	63.47	115,000	7,299.05	7,475.54	(176.49)	165.60	2.27%
TD AMERITRADE HOLDING CORPORATION 87236Y-10-8 AMTD	15.37	210,000	3,227.70	3,233.68	(5.98)	50.40	1.56%
THE ESTEE LAUDER COMPANIES INC CL A 518439-10-4 EL	61.57	110,000	6,772.70	5,602.57	1,170.13	57.75	0.85%
P TIME WARNER INC NEW 887317-30-3 TWX	45.34	821,000	37,220.04	25,069.80	12,150.24	853.84	2.29%
TIME WARNER CABLE INC 88732J-20-7 TWC	95.06	69,000	6,559.14	5,834.99	724.15	154.56	2.36%
TYCO INTERNATIONAL LTD H89128-10-4 TYC	56.26	333,000	18,734.58	13,767.39	4,967.19	199.80	1.07%
UNITEDHEALTH GROUP INC 91324P-10-2 UNH	55.41	310,000	17,177.10	13,816.37	3,360.73	263.50	1.53%
UNITED TECHNOLOGIES CORP 913017-10-9 UTX	78.29	428,000	33,508.12	31,310.16	2,197.96	915.92	2.73%



LUCY & EMILY BEASLEY CHARITABLE TR ACCT. X15913589  
For the Period 9/1/12 to 9/30/12

	Price	Quantity	Value	Adjusted Tax Cost Original Cost	Unrealized Gain/Loss	Est. Annual Inc Accrued Div.	Yield
<b>Concentrated &amp; Other Equity</b>							
VERIZON COMMUNICATIONS INC 92343V-10-4 VZ	45.57	416,000	18,957.12	14,273.91	4,683.21	856.96	4.52%
VERTEX PHARMACEUTICALS INC 92532F-10-0 VRTX	55.89	140,000	7,824.60	4,186.56	3,638.04		
WELLS FARGO & CO 949746-10-1 WFC	34.53	1,277,000	44,094.81	31,681.04	12,413.77	1,123.76	2.55%
WILLIAMS COMPANIES INC 969457-10-0 WMB	34.97	224,000	7,833.28	5,635.47	2,197.81	280.00	3.57%
YUM BRANDS INC 988498-10-1 YUM	66.34	303,000	20,101.02	10,533.53	9,567.49	406.02	2.02%
<b>Total Concentrated &amp; Other Equity</b>			<b>\$1,364,217.30</b>	<b>\$1,106,319.07</b>	<b>\$257,898.23</b>	<b>\$25,663.60</b> <b>\$1,280.98</b>	<b>1.88%</b>
<b>Unclassified</b>							
P BARC PARTICIPATING GOLD NOTE 10/09/13	100.00	80,000,000	80,000.00	80,000.00			
LNKD TO GOLDLNPM 85%BARRIER, 17.50%MAXRTN, UNCAPPED 9/28/12, INITIAL STRIKE 1776.00 06741T-HL-4							

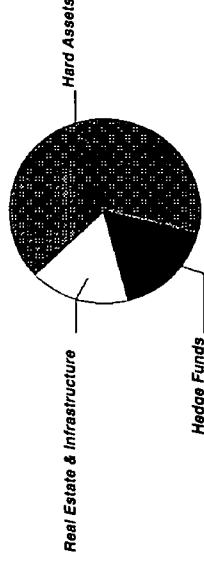


LUCY & EMILY BEASLEY CHARITABLE TR ACCT. X15913589  
 For the Period 9/1/12 to 9/30/12

## Alternative Assets Summary

Asset Categories	Beginning Estimated Value	Ending Estimated Value	Change in Value	Current Allocation
Hedge Funds	80,922.36	81,918.33	995.97	1%
Real Estate & Infrastructure	74,798.83	73,078.58	(1,720.25)	1%
Hard Assets	329,580.56	335,137.08	5,556.52	4%
<b>Total Value</b>	<b>\$485,301.75</b>	<b>\$490,133.99</b>	<b>\$4,832.24</b>	<b>6%</b>

### Asset Categories



Alternative Assets as a percentage of your portfolio - 6 %

## Alternative Assets Detail

Hedge Funds	Price	Quantity	Estimated Value	Cost
AIM INVT FDS BAL RISK ALL Y 00141V-69-7 ABRY X	13.16	6,224.797	81,918.33	76,814.00



LUCY & EMILY BEASLEY CHARITABLE TR ACCT. X15913589  
For the Period 9/1/12 to 9/30/12

	Quantity/Original Commitment Amount	Cost/Net Capital Called Since Inception	Net Distributions Since Inception	Estimated Value	Est. Annual Inc. Accrued Div	Yield
<b>Real Estate &amp; Infrastructure</b>						
JPM REALTY INCOME FD - INSTL FUND 1372 904504-50-3 URTL X	6,371 28	67,217 00		73,078.58	1,446 28 257.27	1 98%

Amounts shown above under "Estimated Value" for private equity funds are estimates based on the latest fund values received from each underlying fund, which value may be as of a date (underlying fund value date) prior to the period covered by this statement. The values provided by the underlying fund have been adjusted for any cash flows between your account and such fund that have occurred subsequent to the underlying fund value date to derive the "Estimated Value". Therefore, such "Estimated Value" may not reflect the value of your interest shown on any fund's actual books and records as of the date of this statement. For additional information, please contact your J.P. Morgan representative. For private equity funds, Estimated Values are based on estimates provided by the underlying funds that are generally presented on a US GAAP basis (i.e., "marked-to-market"). However, some of these value, or "marked-to-market". Most of these underlying funds also present their audited financial statements on a US GAAP basis (i.e., "marked-to-market"). However, some of these underlying funds present their audited financial statements using the Income Tax Basis of Accounting, which records investments "at cost" based on the accrual basis of accounting for Federal income taxes. Where the underlying fund provides periodic estimates on a "marked-to-market" basis but reflects investments "at cost" in its audited financial statements, the marked-to-market Estimated Value shown herein for a private equity fund may be materially different from the value reflected on such fund's audited financial statements (which are also based on the audited financial statements of the underlying fund).

	Price	Quantity	Estimated Value	Cost
<b>Hard Assets</b>				
GS BRENT CBEN 11/05/12 LNKD TO CO1 85% BARRIER, 6.70% CPN, 8% CAP 4/27/12, INITIAL STRIKE:119.83 38143U-2T-7	102 99	80,000 000	82,389 60	80,000 00
HIGHBRIDGE DYNAMIC COMM STRG FD -SEL 48121A-67-0 HDCS X	16 25	5,293.180	86,014.18	81,303 24

J.P. Morgan



LUCY & EMILY BEASLEY CHARITABLE TR ACCT. X15913589  
For the Period 9/1/12 to 9/30/12

	Price	Quantity	Estimated Value	Cost
<b>Hard Assets</b>				
SPDR GOLD TRUST 78463V-10-7 GLD	171.89	970 000	166,733.30	91,112.10
<b>Total Hard Assets</b>			<b>\$335,137.08</b>	<b>\$252,415.34</b>

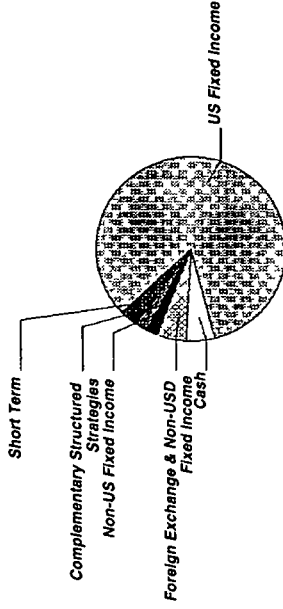


LUCY & EMILY BEASLEY CHARITABLE TR ACCT. X15913589  
For the Period 9/1/12 to 9/30/12

## Cash & Fixed Income Summary

Asset Categories	Beginning Market Value	Ending Market Value	Change In Value	Current Allocation
Cash	333,803.38	127,216.83	(206,586.55)	2%
Short Term	98,190.55	67,193.76	(30,996.79)	1%
US Fixed Income	2,544,889.33	2,632,188.91	87,299.58	34%
Non-US Fixed Income	0.00	4,021.20	4,021.20	1%
Complementary Structured Strategies	105,278.80	106,409.05	1,130.25	1%
Foreign Exchange & Non-USD Fixed Income	126,022.00	127,960.80	1,938.80	2%
<b>Total Value</b>	<b>\$3,208,184.06</b>	<b>\$3,064,990.55</b>	<b>(\$143,193.51)</b>	<b>41%</b>

### Asset Categories



Market Value/Cost	Current Period Value
Market Value	3,064,990.55
Tax Cost	2,879,425.30
Unrealized Gain/Loss	179,757.08
Estimated Annual Income	116,549.27
Accrued Interest	19,424.26
Yield	1.42%

Cash & Fixed Income as a percentage of your portfolio - 41 %



LUCY & EMILY BEASLEY CHARITABLE TR ACCT. X15913589  
For the Period 9/1/12 to 9/30/12

**SUMMARY BY MATURITY**

Cash & Fixed Income	Market Value	% of Bond Portfolio
0-6 months <sup>1</sup>	255,177 63	8%
6-12 months <sup>1</sup>	120,224 76	3%
1-5 years <sup>1</sup>	997,278 74	36%
5-10 years <sup>1</sup>	897,135 25	28%
10+ years <sup>1</sup>	795,174 17	25%
<b>Total Value</b>	<b>\$3,064,990.55</b>	<b>100%</b>

<sup>1</sup> The years indicate the number of years until the bond is scheduled to mature based on the statement end date. Some bonds may be called, or paid in full, before their stated maturity

Note. O - Bonds purchased at a discount show accretion

<sup>1</sup> This is the Annual Percentage Yield (APY) which is the rate earned if balances remain on deposit for a full year with compounding, there is no change in the interest rate and all interest is left in the account

\*\* Unrealized Gain/Loss is shown as "N/A" in cases where we do not have appropriate cost information for all tax lots comprising the position. Please contact your J.P. Morgan team for additional information.

**SUMMARY BY TYPE**

Cash & Fixed Income	Market Value	% of Bond Portfolio
Cash	127,216.83	4%
Corporate Bonds	619,896.23	19%
Govt and Agency Bonds	903,348 35	28%
International Bonds	101,776.72	3%
Mortgage and Asset Backed Bonds	1,078,382 57	39%
Mutual Funds	127,960 80	4%
Complementary Structure	106,409 05	3%
<b>Total Value</b>	<b>\$3,064,990.55</b>	<b>100%</b>

**Cash & Fixed Income Detail**

Cash	Price	Quantity	Value	Adjusted Tax Cost		Unrealized Gain/Loss	Est Annual Income	Yield
				Original Cost	Accrued Interest			
US DOLLAR PRINCIPAL	1 00	152,587 29	152,587 29	152,587 29			15 25	0 01 % <sup>1</sup>
							2.02	
US DOLLAR INCOME	1 00	51,219 24	51,219 24	51,219 24			5.12	0 01 % <sup>1</sup>
COST OF PENDING PURCHASES	1 00	(93,998 39)	(93,998 39)	(93,998 39)				



LUCY & EMILY BEASLEY CHARITABLE TR ACCT. X15913589  
For the Period 9/1/12 to 9/30/12

	Price	Quantity	Value	Adjusted Tax Cost Original Cost	Unrealized Gain/Loss	Est. Annual Income Accrued Interest	Yield
<b>Cash</b>							
PROCEEDS FROM PENDING SALES	1.00	17,408.69	17,408.69	17,408.69			
<b>Total Cash</b>			<b>\$127,216.83</b>	<b>\$127,216.83</b>	<b>\$0.00</b>	<b>\$20.37</b> <b>\$2.02</b>	<b>0.02%</b>
<b>Short Term</b>							
PRINCIPAL LIFE INC FDG	102.52	10,000.00	10,251.70	9,849.20	402.50	530.00	0.82%
MEDIUM TERM NOTE 5 3/8% APR 24 2013						231.13	
DTD 04/24/2008							
74254P-YE-6 A+ /AA3							
ALLSTATE LF GLB FN TRST	102.91	5,000.00	5,145.25	4,934.40	210.85	268.75	0.36%
MEDIUM TERM NOTES 5 3/8% APR 30 2013						112.72	
DTD 04/30/2008							
02003M-BQ-6 A+ /A1							
BANK OF AMERICA NA	102.38	10,000.00	10,237.80	10,154.75	83.05	490.00	0.80%
NOTES 4.90% MAY 01 2013						204.16	
DTD 05/02/2008							
06051G-DW-6 A- /BAA							
FNMA 251760 6% 06/01/13	101.65	164.25	166.96	162.09	4.87	9.85	0.77%
31371G-TR-1						0.82	
TRANS-CANADA PIPELINES	102.09	5,000.00	5,104.55	4,680.45	424.10	200.00	1.03%
4% JUN 15 2013						58.88	
DTD 06/12/2003							
89352H-AA-7 A- /A3							
TIME WARNER CABLE INC	104.33	5,000.00	5,216.60	4,989.40	227.20	310.00	0.41%
6.2% JUL 01 2013						77.50	
DTD 06/19/2008							
88732J-AK-4 BBB /BAA							



LUCY & EMILY BEASLEY CHARITABLE TR ACCT. X15913589  
For the Period 9/1/12 to 9/30/12

	Price	Quantity	Value	Adjusted Tax Cost Original Cost	Unrealized Gain/Loss	Est. Annual Income Accrued Interest	Yield
<b>Short Term</b>							
AMERICAN EXPRESS NOTES 4 7/8% JUL 15 2013 DTD 7/24/2003 025816-AQ-2 BBB /A3	103.45	20,000.00	20,690.20	20,066.85	623.35	975.00 205.82	0.49%
DEUTSCHE TELEKOM INT FIN NOTES 5 1/4% JUL 22 2013 DTD 7/22/2003 25156P-AF-0 BBB /BAA	103.81	10,000.00	10,380.70	9,540.40	840.30	525.00 100.62	0.54%
<b>Total Short Term</b>			<b>\$67,193.76</b>	<b>\$64,377.54</b>	<b>\$2,816.22</b>	<b>\$3,308.60</b> <b>\$991.65</b>	<b>0.62%</b>
<b>US Fixed Income</b>							
DAIMLERCHRYSLER NA HOLDINGS NOTES 6 1/2% NOV 15 2013 DTD 11/6/2003 233835-AW-7 A- /A3	106.78	5,000.00	5,338.95	5,219.40	119.55	325.00 122.77	0.44%
METLIFE INC NOTES 5% NOV 24 2013 DTD 11/24/2003 59156R-AG-3 A- /A3	104.96	10,000.00	10,496.30	10,181.60	314.70	500.00 176.38	0.65%
OHIO POWER COMPANY 4.85% JAN 15 2014 DTD 7/11/2003 677415-CG-4 BBB /BAA	105.18	10,000.00	10,517.50	9,979.00	538.50	485.00 102.38	0.81%
GNMA 486942 6% 02/15/14 36210A-5B-9	100.96	829.75	837.73	834.93	2.80	49.78 4.14	4.20%



LUCY & EMILY BEASLEY CHARITABLE TR ACCT. X15913589  
For the Period 9/1/12 to 9/30/12

	Price	Quantity	Value	Adjusted Tax Cost Original Cost	Unrealized Gain/Loss	Est. Annual Income Accrued Interest	Yield
<b>US Fixed Income</b>							
HRPT PROPERTIES TRUST 5 3/4% FEB 15 2014 DTD 10/30/2003 40426W-AQ-4 BBB /BAA	103.30	5,000.00	5,165.15	4,828.90	336.25	287.50 36.73	3.27%
FNMA 486831 5.5% 03/01/14 31382M-Y4-0	108.95	2,720.81	2,964.30	2,669.26	295.04	149.64 12.46	
GNMA 465268 6% 03/15/14 36208Y-Z9-3	103.47	2,127.65	2,201.37	2,105.71	95.66	127.65 10.63	0.76%
PROGRESS ENERGY INC 6.05% MAR 15 2014 DTD 03/19/2009 743263-AM-7 BBB /BAA	107.58	5,000.00	5,378.95	4,986.25	392.70	302.50 13.44	0.80%
VODAFONE GROUP PLC 4.15% JUN 10 2014 DTD 06/10/2009 92857W-AT-7 A- /A3	105.51	10,000.00	10,550.50	9,993.30	557.20	415.00 127.95	0.87%
US TREAS 4.25% 08/15/14 912828-CT-5 NR /AAA	107.47	30,000.00	32,239.50	28,569.54	3,669.96	1,275.00 162.81	0.26%
WELLS FARGO COMPANY NOTES 5% NOV 15 2014 DTD 11/6/2002 949746-CR-0 A /A3	108.15	25,000.00	27,036.25	24,143.60	2,892.65	1,250.00 472.20	1.11%
CREDIT SUISSE FB USA INC NOTES 4.78% JAN 15 2015 DTD 12/15/2004 22541L-AR-4 A+ /A1	108.40	10,000.00	10,839.60	10,500.20	339.40	487.50 102.91	1.15%



LUCY & EMILY BEASLEY CHARITABLE TR ACCT. X15913589  
For the Period 9/1/12 to 9/30/12

	Price	Quantity	Value	Adjusted Tax Cost Original Cost	Unrealized Gain/Loss	Est. Annual Income Accrued Interest	Yield
<b>US Fixed Income</b>							
NATIONAL CITY CORP 4 9% JAN 15 2015 DTD 01/12/2005 635405-AQ-6 A- /A3	109 29	5,000 00	5,464 45	4,439 35	1,025 10	245 00 51 72	0.80 %
US TREAS 4% 02/15/15 912828-DM-9 NR /AAA	108 79	50,000 00	54,394 50	51,005.07	3,389 43	2,000.00 255 40	0.28 %
MERCK & CO 4 3/4% MAR 1 2015 DTD 2/17/2005 589331-AK-3 AA /AA3	110 41	5,000 00	5,520 50	5,057 80	462 70	237 50 19.79	0.42 %
FEDERAL HOME LN MTG CORP MULTICLASS MTG PARTN CTFS GTD SER 2785 CL 2785-VD 4.50% DUE 05/15/2015 31394W-XU-7	103 19	4,297 32	4,434 45	4,179 13	255 32	193 37 16 11	0.63 %
WORLD OMNI AUTO RECEIVABLES TRUST SER 2010-A CL A4 2 21% MAY 15 2015 DTD 01/28/2010 98153Y-AD-6 AAA /AAA	100 60	24,724 28	24,873 37	25,037 20	(163 83)	546 40 24 27	1.30 %
EXELON CORP NOTES 4.9% JUN 15 2015 DTD 6/9/2005 30161N-AD-3 BBB /BAA	109.96	10,000.00	10,996.20	9,369.80	1,626 40	490 00 144.27	1.15 %
SHELL INTERNATIONAL FIN 3 1% JUN 28 2015 DTD 06/28/2010 822582-AQ-5 AA /AA1	106 64	4,000 00	4,265.52	3,997.24	268 28	124 00 32 03	0.66 %
US TREAS 4.25% 08/15/15 912828-EE-6 NR /AAA	111 23	45,000 00	50,052 15	50,089 07	(36 92)	1,912 50 244.21	0.32 %



LUCY & EMILY BEASLEY CHARITABLE TR ACCT. X15913589  
For the Period 9/1/12 to 9/30/12

	Price	Quantity	Value	Adjusted Tax Cost Original Cost	Unrealized Gain/Loss	Est Annual Income Accrued Interest	Yield
<b>US Fixed Income</b>							
<b>KIMBERLY-CLARK CORPORATION</b> 4 7/8% AUG 15 2015 DTD 8/11/2005 494368-AY-9 A /A2	113.02	15,000.00	16,952.85	14,924.25	2,028.60	731.25 93.43	0.32%
<b>FHLMC GOLD G11040 7.5% 09/01/15</b> 31283K-EM-6	104.76	682.20	714.69	703.10	11.59	51.16 4.26	2.62%
<b>HYUNDAI AUTO RECEIVABLES TRUST</b> SER 2011-B CL A3 1 04% SEP 15 2015 DTD 05/18/2011 44890E-AC-4 AAA /AAA	99.61	25,000.00	24,903.00	25,140.63	(237.63)	260.00 11.55	1.42%
<b>AON CORP</b> SR NOTES 3 1/2% SEP 30 2015 DTD 09/10/2010 037389-AV-5 BBB /BAA	105.83	2,000.00	2,116.52	1,990.34	126.18	70.00 0.19	1.51%
<b>AMERPRISE FINANCIAL INC</b> 5.65% NOV 15 2015 DTD 11/23/2005 03076C-AB-2 A /A3	113.93	5,000.00	5,696.45	5,733.05	(36.60)	282.50 106.72	1.10%
<b>BHP BILLITON FINANCE USA</b> 5 1/4% DEC 15 2015 DTD 12/12/2005 055451-AB-4 A+ /A1	114.33	15,000.00	17,149.65	14,667.60	2,482.05	787.50 231.87	0.72%
<b>CITIGROUP INC</b> SENIOR NOTES 5.3% JAN 7 2016 DTD 12/8/2005 172967-DE-8 A- /BAA	110.27	25,000.00	27,568.50	24,926.00	2,642.50	1,325.00 309.15	2.03%
<b>CISCO SYSTEMS</b> NOTES 5 1/2% FEB 22 2016 DTD 2/22/2006 17275R-AC-6 A+ /A1	116.28	15,000.00	17,442.30	14,624.10	2,818.20	825.00 89.37	0.64%



LUCY & EMILY BEASLEY CHARITABLE TR ACCT. X15913589  
For the Period 9/1/12 to 9/30/12

	Price	Quantity	Value	Adjusted Tax Cost Original Cost	Unrealized Gain/Loss	Est. Annual Income Accrued Interest	Yield
<b>US Fixed Income</b>							
<b>TOTAL CAPITAL SA</b>							
2.3% MAR 15 2016	104.31	5,000.00	5,215.50	5,053.95	161.55	115.00	1.03%
DTD 09/15/2010						5.11	
89152U-AE-2 AA-/AA1							
<b>US TREAS 5.125% 05/15/16</b>							
912828-FF-2 NR/AAA	116.91	50,000.00	58,457.00	59,666.02	(1,209.02)	2,562.50	0.42%
						967.90	
<b>US TREAS 3.25% 05/31/16</b>							
912828-KW-9 NR/AAA	110.33	65,000.00	71,713.20	65,413.87	6,299.33	2,112.50	0.41%
						709.93	
<b>CAPITAL ONE FINANCIAL CO</b>							
SUB NOTES 6.15% SEP 1 2016	114.22	10,000.00	11,421.80	9,999.20	1,422.60	615.00	2.33%
DTD 8/29/2006						51.25	
14040H-AN-5 BBB/BAA							
<b>CRH AMERICA INC</b>							
6% SEP 30 2016	111.48	5,000.00	5,574.15	5,379.35	194.80	300.00	2.94%
DTD 09/14/2006						0.83	
12626P-AG-8 BBB/BAA							
<b>US TREAS 1% 10/31/16</b>							
912828-RM-4 NR/AAA	102.13	30,000.00	30,637.50	30,248.44	389.06	300.00	0.47%
						126.21	
<b>TEVA PHARMACEUT FIN BV</b>							
2.4% NOV 10 2016	105.51	5,000.00	5,275.40	5,006.30	269.10	120.00	1.03%
DTD 11/10/2011						47.00	
88165F-AC-6 A-/A3							
<b>COMCAST CORP</b>							
6 1/2% JAN 15 2017	121.57	10,000.00	12,156.80	10,801.00	1,355.80	650.00	1.31%
DTD 7/14/2006						137.22	
20030N-AP-6 BBB/BAA							



LUCY & EMILY BEASLEY CHARITABLE TR ACCT. X15913589  
For the Period 9/1/12 to 9/30/12

	Price	Quantity	Value	Adjusted Tax Cost Original Cost	Unrealized Gain/Loss	Est. Annual Income Accrued Interest	Yield
<b>US Fixed Income</b>							
FEDERAL NATL MTG ASSN GTD REMIC PASS THRU CTF REMIC TR 2002-5 CL-B DUE 5 50% DUE 02/25/2017 31392B-SV-9	105.14	5,265.00	5,535.36	5,258.42	276.94	289.57 24.12	1.72%
INTUIT INC 5 3/4% MAR 15 2017 DTD 3/12/2007 461202-AB-9 BBB /BAA	116.03	5,000.00	5,801.50	5,670.90	130.60	287.50 12.77	1.97%
PACCAR FINANCIAL CORP MTN 1 6% MAR 15 2017 DTD 03/06/2012 69371R-K5-4 A+ /A1	102.26	4,000.00	4,090.40	4,079.32	11.08	64.00 2.84	1.08%
MORGAN STANLEY 4 3/4% MAR 22 2017 DTD 03/22/2012 61747Y-DT-9 A- /BAA	107.29	20,000.00	21,458.00	21,414.40	43.60	950.00 23.74	3.00%
FANNIE MAE SER 2002-12 CL PG 6% MAR 25 2017 DTD 2/1/2002 31392B-N6-9	105.67	4,609.38	4,870.50	4,669.87	200.63	276.56 23.04	1.93%
WYETH 5 45% APR 01 2017 DTD 03/27/2007 983024-AM-2 AA /A1	119.28	5,000.00	5,963.80	5,062.45	901.35	272.50 136.25	1.06%
U S A BOND STRIPPED PRIN PMT ZERO CPN MAY 15 2017 DTD 05/16/87 912803-AL-7 NR /NR	97.37	35,000.00	34,080.20	29,419.12 24,848.52	4,661.08		0.58%



LUCY & EMILY BEASLEY CHARITABLE TR ACCT. X15913589  
For the Period 9/1/12 to 9/30/12

	Price	Quantity	Value	Adjusted Tax Cost Original Cost	Unrealized Gain/Loss	Est. Annual Income Accrued Interest	Yield
<b>US Fixed Income</b>							
NORFOLK SOUTHERN CORP NOTES 7.70% MAY 15 2017 DTD 5/19/97 655844-AE-8 BBB /BAA	126.96	5,000.00	6,348.20	5,581.75	766.45	385.00 145.44	1.62%
US BANCORP SR NOTES MTN 1.65% MAY 15 2017 DTD 05/08/2012 91159H-HD-5 A+ /AA3	102.61	4,000.00	4,104.48	3,992.52	111.96	66.00 26.21	1.07%
AT&T INC 1.7% JUN 01 2017 DTD 06/14/2012 00206R-BF-8 A- /A2	103.05	6,000.00	6,183.00	6,105.48	77.52	102.00 30.31	1.03%
FNMA 5.375% 06/12/17 31398A-DM-1 AA+ /AAA	121.36	25,000.00	30,339.50	30,336.50	3.00	1,343.75 406.85	0.74%
ERP OPERATING LP 5.3/4% JUN 15 2017 DTD 06/04/2007 26884A-AX-1 BBB /BAA	119.14	5,000.00	5,956.85	4,957.95	998.90	287.50 60.69	1.52%
NATIONAL SEMICONDUCTOR CORP SR NT 2017 DTD 06/18/2007 6.60% DUE 06/15/2017 637640-AE-3 A+ /A1	125.30	5,000.00	6,265.05	5,951.75	313.30	330.00 97.16	1.07%
US TREAS 4.75% 08/15/17 912828-HA-1 NR /AAA	119.94	135,000.00	161,916.30	158,815.23	3,101.07	6,412.50 818.91	0.59%
BANK OF MONTREAL MTN 1.4% SEP 11 2017 DTD 09/11/2012 06366R-HA-6 A+ /AA2	100.33	5,000.00	5,016.70	5,007.03	9.67	70.00 3.88	1.33%



LUCY & EMILY BEASLEY CHARITABLE TR ACCT. X15913589  
For the Period 9/1/12 to 9/30/12

	Price	Quantity	Value	Adjusted Tax Cost Original Cost	Unrealized Gain/Loss	Est. Annual Income Accrued Interest	Yield
<b>US Fixed Income</b>							
<b>SUNTRUST BANKS</b>							
SR NOTES 6% SEP 11 2017	118.36	5,000.00	5,917.85	4,999.60	918.25	300.00	2.07%
DTD 09/10/2007						16.66	
867914-AZ-6 BBB /BAA							
<b>GENERAL ELEC CAP CORP</b>							
MEDIUM TERM NOTES 5 5/8% SEP 15 2017	117.88	25,000.00	29,469.25	24,234.75	5,234.50	1,406.25	1.83%
DTD 09/24/2007						62.50	
36962G-3H-5 AA+ /A1							
<b>DIAGEO CAPITAL PLC</b>							
NOTES 5 3/4% OCT 23 2017	121.84	15,000.00	18,275.55	15,468.60	2,806.95	862.50	1.28%
DTD 10/26/2007						378.54	
25243Y-AM-1 A- /A3							
<b>FEDERAL NATL MTG ASSN GTD REMIC PASS</b>							
THRU CTF REMIC TR 2002-62 CL-ZE	105.59	18,495.38	19,529.82	17,329.67 **	N/A	1,017.24	1.76%
5.00% DUE 11/25/2017						84.76	
31392E-2R-0							
<b>FEDERAL NATL MTG ASSN GTD REMIC PASS</b>							
THRU CTF REMIC TR 2002-71 CL-UC	106.30	10,485.26	11,145.94	9,941.36	1,204.58	524.26	1.11%
5.00% DUE 11/25/2017						43.68	
31392F-DQ-7							
<b>TEXTRON INC NT</b>							
DTD 12/04/2007 5 60% DUE 12/01/2017	110.85	5,000.00	5,542.70	5,235.55	307.15	280.00	3.30%
863203-BL-4 BBB /BAA						93.33	
<b>FEDERAL HOME LN MTG CORP MULTICLASS</b>							
MTG PARTN CTFS GTD SER 2707 CL OD	100.45	2,964.15	2,977.61	2,941.92	35.69	148.20	1.69%
5.00% DUE 12/15/2017						12.34	
31394L-U4-2							



LUCY & EMILY BEASLEY CHARITABLE TR ACCT. X15913589  
For the Period 9/1/12 to 9/30/12

	Price	Quantity	Value	Adjusted Tax Cost Original Cost	Unrealized Gain/Loss	Est. Annual Income Accrued Interest	Yield
<b>US Fixed Income</b>							
<b>AT&amp;T INC</b>							
5 1/2% FEB 01 2018	120.86	4,000.00	4,834.28	4,831.08	3.20	220.00	1.42%
DTD 02/01/2008						36.66	
00206R-AJ-1 A- /A2							
<b>HONEYWELL INTERNATIONAL</b>							
5.3% MAR 01 2018	121.47	5,000.00	6,073.55	5,369.35	704.20	265.00	1.19%
DTD 02/29/2008						22.08	
438516-AX-4 A /A2							
<b>MIDAMERICAN ENERGY CO</b>							
5.3% MAR 15 2018	120.86	10,000.00	12,085.50	9,971.80	2,113.70	530.00	1.32%
DTD 03/25/2008						23.55	
595620-AH-8 A- /A2							
<b>ORACLE CORP</b>							
5.3/4% APR 15 2018	123.74	5,000.00	6,187.05	4,997.65	1,189.40	287.50	1.29%
DTD 04/09/2008						132.56	
68389X-AC-9 A+ /A1							
<b>US TREAS 3.875% 05/15/18</b>							
912828-HZ-6 NR /AAA	117.31	90,000.00	105,581.70	95,473.92	10,107.78	3,487.50	0.73%
						1,317.24	
<b>DOW CHEMICAL COMPANY</b>							
5.7% MAY 15 2018	120.32	5,000.00	6,015.80	5,519.40	496.40	285.00	1.88%
DTD 05/06/2008						107.66	
260543-BV-4 BBB /BAA							
<b>FEDERAL NATL MTG ASSN GTD REMIC PASS</b>							
THRU TR REMIC TR 2003-32 CL-NG	109.26	25,000.00	27,314.25	24,210.94	3,103.31	1,250.00	1.33%
5.00% DUE 05/25/2018						104.15	
31393B-PC-3							
<b>E.I. DU PONT DE NEMOURS</b>							
SR NOTES 6% JUL 15 2018	126.42	10,000.00	12,641.70	10,159.70	2,482.00	600.00	1.25%
DTD 07/28/2008						126.66	
263534-BT-5 A /A2							



LUCY & EMILY BEASLEY CHARITABLE TR ACCT. X15913589  
For the Period 9/1/12 to 9/30/12

	Price	Quantity	Value	Adjusted Tax Cost Original Cost	Unrealized Gain/Loss	Est Annual Income Accrued Interest	Yield
<b>US Fixed Income</b>							
<b>KRAFT FOODS INC</b> NOTES 6 1/8% AUG 23 2018 DTD 05/22/2008 50075N-AV-6 BBB/BAA	123.61	5,000.00	6,180.50	5,774.75	405.75	306.25 32.32	1.87%
<b>NATIONAL RURAL UTIL CORP</b> 10 3/8% NOV 01 2018 DTD 10/30/2008 637432-LR-4 A+ /A1	147.95	5,000.00	7,397.45	6,738.00	659.45	518.75 216.14	1.97%
<b>PEPSICO INC</b> 7.9% NOV 01 2018 DTD 10/24/2008 713448-BJ-6 A- /AA3	135.66	5,000.00	6,783.15	5,773.65	1,009.50	395.00 164.58	1.70%
<b>US TREAS 3.75% 11/15/18</b> 912828-JR-2 NR /AAA	117.41	35,000.00	41,094.90	35,725.98	5,368.92	1,312.50 495.74	0.83%
<b>FNMA 697953 4.5% 01/01/19</b> 31400U-MA-9	107.95	6,094.43	6,578.88	6,202.01	376.87	274.24 22.85	0.93%
<b>FEDERAL HOME LN MTG CORP MULTICLASS</b> MTG PARTN CTFS GTD SER 2892 CL 2982-BN 5 00% DUE 01/15/2019 31395J-MT-0	101.93	16,599.35	16,920.22	16,659.00	261.22	829.96 69.15	0.94%
<b>GOLDMAN SACHS GROUP INC</b> SR NOTES 7 1/2% FEB 15 2019 DTD 02/05/2009 38141E-A2-5 A- /A3	124.24	15,000.00	18,636.30	16,850.85	1,785.45	1,125.00 143.74	3.26%
<b>SEMPRA ENERGY</b> 9.8% FEB 15 2019 DTD 11/20/2008 816851-AK-5 BBB/BAA	141.14	5,000.00	7,056.90	5,327.15	1,729.75	490.00 62.61	2.72%



LUCY & EMILY BEASLEY CHARITABLE TR ACCT. X15913589  
For the Period 9/1/12 to 9/30/12

	Price	Quantity	Value	Adjusted Tax Cost Original Cost	Unrealized Gain/Loss	Est Annual Income Accrued Interest	Yield
<b>US Fixed Income</b>							
<b>ANADARKO PETROLEUM CORP</b> NOTES 8 7% MAR 15 2019 DTD 03/05/2009 032511-BC-0 BBB/BAA	134.80	5,000.00	6,740.15	4,944.95	1,795.20	435.00 19.33	2.77%
<b>ATOMS ENERGY CORP</b> 8 1/2% MAR 15 2019 DTD 03/26/2009 049560-AJ-4 BBB/BAA	133.28	5,000.00	6,663.85	4,990.65	1,673.20	425.00 18.88	2.82%
<b>EATON CORP</b> 6 95% MAR 20 2019 DTD 3/16/2009 278058-DH-2 A-/A3	129.44	5,000.00	6,472.05	5,189.95	1,282.10	347.50 10.61	2.06%
<b>SIMON PROPERTY GROUP LP</b> SR NOTES 10 35% APR 01 2019 DTD 03/25/2009 828807-CA-3 A-/A3	144.04	5,000.00	7,202.20	6,972.30	229.90	517.50 258.75	2.88%
<b>RIO TINTO FIN USA LTD</b> 9% MAY 01 2019 DTD 04/17/2009 767201-AH-9 A-/A3	136.86	4,000.00	5,474.44	5,493.24	(18.80)	360.00 150.00	2.83%
<b>FEDERAL HOME LN MTG CORP MULTICLASS</b> MTG PARTN CTFS GTD SER 2798 CL JI 4 50% DUE 05/15/2019 31394X-Y2-6	106.20	22,433.01	23,824.75	22,131.56	1,693.19	1,009.48 84.12	1.10%
<b>AFLAC INC</b> SR NOTES 8 1/2% MAY 15 2019 DTD 05/21/2009 001055-AC-6 A-/A3	133.70	5,000.00	6,684.80	6,383.90	300.90	425.00 160.55	2.87%



LUCY & EMILY BEASLEY CHARITABLE TR ACCT. X15913589  
For the Period 9/1/12 to 9/30/12

	Price	Quantity	Value	Adjusted Tax Cost Original Cost	Unrealized Gain/Loss	Est. Annual Income Accrued Interest	Yield
<b>US Fixed Income</b>							
<b>BANK OF AMERICA CORP</b>							
SR NOTES 7 5/8% JUN 01 2019	125 17	15,000 00	18,775 50	17,559 90	1,215 60	1,143 75	3.38%
DTD 06/02/2009						381 24	
06051G-DZ-9 A- /BAA							
<b>ACE INA HOLDINGS</b>							
5 9% JUN 15 2019	122 41	10,000 00	12,241 30	10,850 00	1,391.30	590.00	2.28%
DTD 06/08/2009						173.72	
00440E-AM-9 A /A3							
<b>BUNGE LIMITED FINANCE CO</b>							
8 1/2% JUN 15 2019	128 09	5,000 00	6,404 55	5,126 81	1,277 74	425.00	3.73%
DTD 06/09/2009						125 13	
120568-AT-7 BBB /BAA							
<b>FNMA 761534 5% 07/01/19</b>							
31403Y-BB-8	108 94	5,524 91	6,018 89	5,636 26	382 63	276 24	1.19%
						23 01	
<b>FNMA 790734 5% 09/01/19</b>							
31405J-PT-5	108 95	8,545 07	9,309.68	8,468 99	840 69	427.25	1.28%
						35 59	
<b>BURLINGTN NORTH SANTA FE</b>							
4 7% OCT 01 2019	116 37	5,000 00	5,818 30	4,991 25	827 05	235 00	2.17%
DTD 09/24/2009						117 50	
12189T-BC-7 BBB /A3							
<b>THOMSON REUTERS CORP</b>							
NOTES 4.7% OCT 15 2019	116.73	5,000 00	5,836 70	4,982 45	854.25	235 00	2.13%
DTD 09/29/2009						108.36	
884903-BG-9 A- /BAA							
<b>US TREAS 3.375% 11/15/19</b>							
912828-LY-4 NR /AAA	115 99	80,000 00	92,793.60	82,882 81	9,910 79	2,700.00	1.04%
						1,019 76	



LUCY & EMILY BEASLEY CHARITABLE TR ACCT. X15913589  
For the Period 9/1/12 to 9/30/12

	Price	Quantity	Value	Adjusted Tax Cost Original Cost	Unrealized Gain/Loss	Est. Annual Income Accrued Interest	Yield
<b>US Fixed Income</b>							
<b>FREDDIE MAC</b>							
SER 2886 CL BE 4.5% NOV 15 2019	108.70	25,000.00	27,175.25	25,625.00	1,550.25	1,125.00	1.87%
DTD 11/01/2004						93.75	
31395H-ZF-0							
<b>WESTPAC BANKING CORP</b>							
NOTES 4.7/8% NOV 19 2019	114.88	12,000.00	13,785.36	11,991.48	1,793.88	585.00	2.58%
DTD 11/19/2009						214.50	
961214-BK-8 AA- /AA2							
<b>FHLMC GOLD B17378 4.5% 12/01/19</b>							
312970-FT-8	108.02	8,577.32	9,264.79	8,553.21	711.58	385.97	0.98%
						32.16	
<b>BLACKROCK INC</b>							
5% DEC 10 2019	118.33	5,000.00	5,916.40	4,974.73	941.67	250.00	2.23%
DTD 12/10/2009						77.08	
09247X-AE-1 A+ /A1							
<b>FNMA 805119 5.5% 01/01/20</b>							
31406B-PC-8	109.05	9,831.11	10,720.63	9,780.78	939.85	540.71	1.79%
						45.05	
<b>BANK OF NEW YORK MELLON</b>							
NOTES 4.6% JAN 15 2020	114.86	5,000.00	5,743.00	4,990.25	752.75	230.00	2.37%
DTD 11/16/2009						48.55	
06406H-BP-3 A+ /AA3							
<b>FNMA 822435 4.5% 04/01/20</b>							
31406W-V4-3	108.05	7,434.82	8,033.40	7,391.68	641.72	334.56	1.28%
						27.88	
<b>CNA FINANCIAL CORP</b>							
5.7/8% AUG 15 2020	116.38	2,000.00	2,327.58	1,993.70	333.88	117.50	3.48%
DTD 08/10/2010						15.01	
126117-AQ-3 BBB /BAA							



LUCY & EMILY BEASLEY CHARITABLE TR ACCT. X15913589  
For the Period 9/1/12 to 9/30/12

	Price	Quantity	Value	Adjusted Tax Cost Original Cost	Unrealized Gain/Loss	Est. Annual Income Accrued Interest	Yield
<b>US Fixed Income</b>							
<b>EBAY INC</b>							
3 1/4% OCT 15 2020	107.04	5,000.00	5,351.95	4,705.40	646.55	162.50	2.29%
DTD 10/28/2010						74.93	
278642-AC-7 A /A2							
<b>UNITEDHEALTH GROUP INC</b>							
NOTES 3 7/8% OCT 15 2020	109.83	3,000.00	3,294.96	3,276.36	18.60	116.25	2.52%
DTD 10/25/2010						53.60	
91324P-BM-3 A /A3							
<b>US TREAS 2.625% 11/15/20</b>							
912828-PC-8 NR /AAA	110.46	65,000.00	71,799.65	62,050.59	9,749.06	1,706.25	1.27%
						644.47	
<b>HCP INC</b>							
5 3/8% FEB 01 2021	114.02	5,000.00	5,700.85	5,664.05	36.80	268.75	3.43%
DTD 01/24/2011						44.79	
40414L-AD-1 BBB /BAA							
<b>DIRECTV HLDG FIN INC</b>							
5% MAR 01 2021	112.81	5,000.00	5,640.25	5,006.60	633.65	250.00	3.25%
DTD 03/10/2011						20.83	
25459H-BA-2 BBB /BAA							
<b>BP CAPITAL MARKETS PLC</b>							
4.742% MAR 11 2021	116.66	5,000.00	5,832.75	5,000.00	832.75	237.10	2.54%
DTD 03/11/2011						13.17	
05565Q-BR-8 A /A2							
<b>KEYCORP</b>							
MTN 5 1% MAR 24 2021	117.44	5,000.00	5,871.75	5,748.85	122.90	255.00	2.78%
DTD 03/24/2011						4.95	
49326E-ED-1 BBB /BAA							
<b>US TREAS 2.125% 08/15/21</b>							
912828-FC-6 NR /AAA	105.81	35,000.00	37,034.55	35,611.13	1,423.42	743.75	1.43%
						94.95	



LUCY & EMILY BEASLEY CHARITABLE TR ACCT. X15913589  
For the Period 9/1/12 to 9/30/12

	Price	Quantity	Value	Adjusted Tax Cost Original Cost	Unrealized Gain/Loss	Est. Annual Income Accrued Interest	Yield
<b>US Fixed Income</b>							
<b>HEWLETT PACKARD CO</b>							
SR NOTES 4 3/8% SEP 15 2021	102.35	4,000.00	4,093.84	3,992.64	101.20	175.00	4.06%
DTD 09/19/2011						7.77	
428236-BQ-5 BBB /A3							
<b>TOYOTA MOTOR CREDIT CORP</b>							
MTN 3.4% SEP 15 2021	108.53	5,000.00	5,426.30	4,987.39	438.91	170.00	2.34%
DTD 09/15/2011						7.55	
89233P-SF-9 AA- /AA3							
<b>LOWE'S COMPANIES INC</b>							
3.8% NOV 15 2021	109.54	5,000.00	5,477.10	5,049.75	427.35	190.00	2.62%
DTD 11/23/2011						71.77	
548661-CV-7 A- /A3							
<b>UNITEDHEALTH GROUP INC</b>							
3 3/8% NOV 15 2021	106.27	2,000.00	2,125.44	2,092.88	32.56	67.50	2.60%
DTD 11/10/2011						25.50	
91324P-BT-8 A /A3							
<b>HSBC HOLDINGS PLC</b>							
4 875% JAN 14 2022	114.84	5,000.00	5,742.20	5,392.90	349.30	243.75	3.03%
DTD 11/17/2011						52.13	
404280-AL-3 A+ /AA3							
<b>US TREAS 2% 02/15/22</b>							
912828-SF-8 NR /AAA	104.05	30,000.00	31,214.10	30,753.51	460.59	600.00	1.53%
						76.62	
<b>CBS CORP</b>							
3 3/8% MAR 01 2022	104.62	5,000.00	5,231.05	4,934.45	296.60	168.75	2.81%
DTD 03/02/2012						14.06	
124857-AG-8 BBB /BAA							
<b>ABB FINANCE USA INC</b>							
2 875% MAY 08 2022	103.27	5,000.00	5,163.55	5,175.35	(11.80)	143.75	2.49%
DTD 05/08/2012						57.10	
00037B-AB-8 A /A2							



LUCY & EMILY BEASLEY CHARITABLE TR ACCT. X15913589  
For the Period 9/1/12 to 9/30/12

	Price	Quantity	Value	Adjusted Tax Cost Original Cost	Unrealized Gain/Loss	Est. Annual Income Accrued Interest	Yield
<b>US Fixed Income</b>							
<b>REPUBLIC SERVICES INC</b>							
3.55% JUN 01 2022	105.49	2,000.00	2,109.88	1,994.46	115.42	71.00	2.89%
DTD 05/21/2012						25.63	
760759-AP-5 BBB /BAA							
<b>FNMA 7.5% 07/25/22</b>							
31358P-HT-7 NR /NR	113.97	28,860.46	32,892.56	32,576.25	316.31	2,164.53	2.18%
						180.37	
<b>CME GROUP INC</b>							
3% SEP 15 2022	101.03	5,000.00	5,051.60	4,984.55	67.05	150.00	2.88%
DTD 09/10/2012						8.75	
12572Q-AE-5 AA- /AA3							
<b>FEDERAL NATL MTG ASSN GTD REMIC PASS</b>							
THRU CTF REMIC TR 1992-G61 CL Z	112.73	10,892.73	12,279.37	11,355.70	923.67	762.49	1.92%
7.00% DUE 10/25/2022						63.53	
31358Q-W2-7 NR /NR							
<b>FEDERAL NATL MTG ASSN GTD REMIC PASS</b>							
THRU CTF REMIC TR 2003-28 CL 28-TC	112.90	25,000.00	28,226.00	24,278.32	3,947.68	1,375.00	1.53%
5.50% DUE 04/25/2023						114.57	
31393A-FD-4							
<b>FNMA REMIC TRUST</b>							
5% SER 2003-55 CL CD	108.11	13,639.62	14,745.38	13,055.69	1,689.69	681.98	1.43%
JUN 25 2023 DTD 05/01/2003						56.82	
31393C-PD-9 AAA /AAA							
<b>FEDERAL NATL MTG ASSN GTD REMIC PASS</b>							
THRU TR REMIC TR 2003-46 CL-HB	103.61	6,801.03	7,046.55	6,307.96	738.59	272.04	1.02%
4.00% DUE 06/25/23						22.66	
31393C-ZH-9							



LUCY & EMILY BEASLEY CHARITABLE TR ACCT X15913589  
For the Period 9/1/12 to 9/30/12

	Price	Quantity	Value	Adjusted Tax Cost Original Cost	Unrealized Gain/Loss	Est Annual Income Accrued Interest	Yield
<b>US Fixed Income</b>							
<b>FEDERAL NATIONAL MORTGAGE ASSN</b>							
GTD REMIC PASS THRU CTF SER 2004-92	101.72	2,787.53	2,835.45	2,668.18	167.27	118.47 9.87	0.94%
CL MR 4 1/4% AUG 25 2023							
DTD 11/1/2004							
31394B-RG-1							
<b>FNMA 254915 4.5% 09/01/23</b>	109.55	28,725.32	31,468.58	30,385.99	1,082.59	1,292.63 107.71	1.44%
31371L-DU-0							
<b>FEDERAL HOME LN MTG CORP MULTICLASS</b>							
MTG PARTN CTFS GTD SER 1591 CL	112.45	8,377.16	9,420.20	8,637.64	782.56	531.94 44.32	1.63%
1591-PK 6.350% DUE 10/15/2023							
3133T1-VW-9							
<b>FREDDIE MAC</b>							
SER 2835 CL HB 5 5% AUG 15 2024	109.08	31,111.39	33,936.30	33,678.07	258.23	1,711.12 142.58	1.70%
DTD 08/01/2004							
31395E-YP-6							
<b>FNMA 888656 6.5% 04/01/25</b>	113.11	15,491.12	17,521.39	15,952.82	1,568.57	1,006.92 83.89	2.54%
31410G-H9-7							
<b>FHLMC</b>							
SER 3710 CL GB 4% AUG 15 2025	112.52	25,000.00	28,129.25	27,656.25	473.00	1,000.00 44.42	1.90%
DTD 08/01/2010							
3137A1-LY-7							
<b>FANNIE MAE</b>							
SER 2005-121 CL DY 5 5% JAN 25 2026	115.97	30,000.00	34,792.20	34,537.50	254.70	1,650.00 137.49	1.92%
DTD 12/01/2005							
31394V-AL-4							
<b>FEDERAL HOME LN MTG CORP MULTICLASS</b>							
MTG PARTN CTFS GTD SER 3132 CL MC	112.88	25,000.00	28,220.00	25,070.31	3,149.69	1,375.00 114.57	1.80%
5.50% DUE 03/15/2026							
31396J-HP-3							



LUCY & EMILY BEASLEY CHARITABLE TR ACCT. X15913589  
For the Period 9/1/12 to 9/30/12

	Price	Quantity	Value	Adjusted Tax Cost Original Cost	Unrealized Gain/Loss	Est. Annual Income Accrued Interest	Yield
<b>US Fixed Income</b>							
FNMA 256556 6% 01/01/27 31371M-5R-4 NR /NR	111.20	30,912.50	34,375.94	33,771.91	604.03	1,854.75 154.56	2.76%
FNMA 6.5% 04/18/28 31359T-CU-0	113.53	16,235.75	18,431.64	17,935.41	496.23	1,055.32 87.93	2.75%
GNMA 462816 7% 06/15/28 36208W-DV-2	117.09	1,344.38	1,574.13	1,370.42	203.71	94.10 7.84	2.65%
FANNIE MAE SER 1998-37 CL VZ 6% JUN 17 2028 DTD 06/01/1998 31359T-6P-8 NR /NR	110.38	9,727.07	10,736.25	9,921.62	814.63	583.62 48.63	1.76%
FNMA 630225 6.5% 03/01/32 31389N-D6-9	113.73	2,731.70	3,106.63	2,738.12	368.51	177.56 14.79	2.97%
FEDERAL HOME LN MTG CORP MULTICLASS MTG PARTN CTFS GTD SER 2744 CL 2744-TU 5.50% DUE 05/15/2032 31394P-RU-9	105.57	15,840.55	16,722.39	15,682.15	1,040.24	871.23 72.59	1.28%
FEDERAL HOME LN MTG CORP MULTICLASS MTG PARTN CTFS GTD SER 2737 CL UD 5.50% DUE 07/15/2032 31394N-YG-7	104.08	11,069.98	11,521.41	10,872.79	648.62	608.84 50.73	1.55%
FANNIE MAE SER 2004-45 CL ZL 6% OCT 15 2032 DTD 05/01/2004 31393Y-YL-3	107.33	26,321.63	28,251.53	24,643.51 **	N/A	1,579.29 131.60	3.44%
FHLMC GOLD C01435 6% 12/01/32 31292H-SY-1	111.52	8,260.51	9,212.12	8,495.40	716.72	495.63 41.30	2.36%
FHLMC GOLD C76970 5.5% 02/01/33 31288F-W7-5	109.80	1,646.14	1,807.49	1,709.92	97.57	90.53 7.54	2.38%



LUCY & EMILY BEASLEY CHARITABLE TR ACCT. X15913589  
For the Period 9/1/12 to 9/30/12

	Price	Quantity	Value	Adjusted Tax Cost Original Cost	Unrealized Gain/Loss	Est. Annual Income Accrued Interest	Yield
<b>US Fixed Income</b>							
<b>FHLMC</b>							
SER 2569 CL LD 5.5% FEB 15 2033	115.24	25,000.00	28,808.75	27,781.25	1,027.50	1,375.00	2.15%
DTD 02/01/2003						114.57	
31393K-DS-1							
<b>FNMA</b>							
SER 2003-20 CL MZ 5.75% MAR 25 2033	116.91	41,586.66	48,616.89	45,984.57	2,632.32	2,391.23	2.68%
DTD 02/01/2003						199.24	
31392J-TL-3							
<b>FNMA 68980 5.5% 05/01/33</b>							
31400J-M5-5	111.78	14,709.27	16,441.73	14,870.24	1,571.49	809.00	2.53%
						67.41	
<b>FEDERAL HOME LN MTG CORP MULTICLASS</b>							
MTG PARTN CTFS GTD SER 2624 CL QH	113.93	25,000.00	28,482.50	23,257.81	5,224.69	1,250.00	1.97%
5.00% DUE 06/15/2033						104.15	
31393R-J9-2							
<b>FHLMC 2638 CL MJ</b>							
5.000% 07/15/2033 DTD 07/30/2003	110.04	48,000.00	52,818.72	53,745.00	(926.28)	2,400.00	3.19%
31393W-ZN-2						199.96	
<b>FEDERAL NATL MTG ASSN GTD REMIC PASS</b>							
THRU TR REMIC TR 2005-1 CL-GE	105.27	25,000.00	26,317.25	23,687.50	2,629.75	1,250.00	1.54%
5.00% DUE 07/25/2033						104.15	
31394C-FT-4							
<b>FNMA 756207 5% 12/01/33</b>							
31403S-DL-7	109.44	12,024.06	13,159.37	11,978.96	1,180.41	601.20	2.61%
						50.09	
<b>FREDDIE MAC</b>							
4.5% SER 2717 CL AE 4.5% DEC 15 2033	110.04	25,000.00	27,510.25	25,968.75	1,541.50	1,125.00	2.34%
DTD 12/01/2003						50.00	
31394M-ZG-8							
<b>FNMA 767298 5.5% 01/01/34</b>							
31404F-NP-4	110.78	14,044.68	15,558.42	13,891.58	1,666.84	772.45	2.78%
						64.36	



LUCY & EMILY BEASLEY CHARITABLE TR ACCT. X15913589  
For the Period 9/1/12 to 9/30/12

	Price	Quantity	Value	Adjusted Tax Cost Original Cost	Unrealized Gain/Loss	Est. Annual Income Accrued Interest	Yield
<b>US Fixed Income</b>							
<b>FEDERAL NATL MTG ASSN GTD REMIC PASS</b> THRU TR REMIC TR 2004-17 CL-LC 3.75% DUE 01/25/2034 31393X-B6-3	106.23	14,703.15	15,619.74	12,828.48	2,791.26	551.36 45.94	1.51%
<b>FEDERAL HOME LN MTG CORP MULTICLASS</b> MTG PARTN CTFS GTD SER 3034 CL EH 5.50% DUE 12/15/2034 31396A-J6-2	107.86	6,703.93	7,230.86	6,688.22	542.64	368.71 30.72	1.55%
<b>FEDERAL HOME LN MTG CORP MULTICLASS</b> MTG PARTN CTFS GTD SER 2973 CL 2973-EB 5.50% DUE 04/15/2035 31395T-XY-5	111.54	12,013.49	13,400.21	11,837.03	1,563.18	660.74 55.05	1.48%
<b>GOVERNMENT NATIONAL MORTGAGE</b> ASSOCIATION II SER 2007-24 CL KD 5.5% NOV 20 2036 DTD 05/01/2007 38375J-4T-9	117.44	25,000.00	29,359.50	29,195.31	164.19	1,375.00 114.57	1.71%
<b>FREDDIE MAC</b> SER 3329 CL BE 5.5% JUN 15 2037 DTD 06/01/2007 31397H-XM-5	112.03	14,577.47	16,330.70	15,880.34	450.36	801.76 66.80	1.77%
<b>GNMA II 2009-55 CL NP</b> 4.500% 02/20/2038 DTD 07/01/2009 38374V-NF-2	109.24	14,481.88	15,820.58	15,024.94	795.64	651.68 54.30	1.55%
<b>TIAA REAL ESTATE CDO LTD</b> SER 2007-C4 CL A3 6 086332% AUG 15 2039 DTD 07/10/2007 87246A-AC-2 AAA /NA	106.25	25,000.00	26,561.50	27,122.07	(560.57)	1,413.92 117.82	1.17%



LUCY & EMILY BEASLEY CHARITABLE TR ACCT. X15913589  
For the Period 9/1/12 to 9/30/12

	Price	Quantity	Value	Adjusted Tax Cost Original Cost	Unrealized Gain/Loss	Est. Annual Income Accrued Interest	Yield
<b>US Fixed Income</b>							
FHLMC SER 3662 CL PJ 5% APR 15 2040 DTD 04/01/2010 31398V-RS-7	115.11	25,000.00	28,777.00	28,171.88	605.12	1,250.00 104.15	2.73%
<b>Total US Fixed Income</b>			<b>\$2,632,188.91</b>	<b>\$2,447,065.49 \$2,442,494.89</b>	<b>\$179,315.25</b>	<b>\$109,602.63 \$18,428.99</b>	<b>1.50%</b>
<b>Non-US Fixed Income</b>							
ROYAL BANK OF CANADA 1.2% SEP 19 2017 DTD 09/19/2012 78011D-AC-8 AAA /AAA	100.53	4,000.00	4,021.20	3,999.60	21.60	48.00 1.60	1.09%
<b>Complementary Structured Strategies</b>							
O BARC 93% PPN BRIC BASKET 9/19/13 LINKED TO 3 CURRENCY BSKTS 50% 35% & 15% WEIGHT, UNCAPPED 9/16/11 06738K-VA-6	96.42	55,000.00	53,031.00	56,190.72 55,000.00	(3,159.72)		
O GS 95% PP CMIT BASKET 11/18/13 LINKED TO CNY, MXN, IDR, TRY /USD 215% UPSIDE LEV, UNCAPPED 11/11/11 38143U-ZV-6	97.05	55,000.00	53,378.05	56,149.78 55,000.00	(2,771.73)		
<b>Total Complementary Structured Strategies</b>			<b>\$106,409.05</b>	<b>\$112,340.50 \$110,000.00</b>	<b>(\$5,931.45)</b>	<b>\$0.00</b>	<b>0.00%</b>



LUCY & EMILY BEASLEY CHARITABLE TR ACCT. X15913589  
For the Period 9/1/12 to 9/30/12

	Price	Quantity	Value	Adjusted Tax Cost Original Cost	Unrealized Gain/Loss	Est Annual Income Accrued Interest	Yield
<b>Foreign Exchange &amp; Non-USD Fixed Income</b>							
JPM INTL CURRENCY INCOME FD 4812A3-29-6	11.22	11,404.71	127,960.80	124,425.34	3,535.46	3,569.67	2.79%